

The Climate Crisis & Green Opportunities as tools for Equity and Justice in the City

Tanner Yess
Groundwork Ohio River Valley

Where Justice & the Environment Meet



GROUNDWORK

Ohio River Valley

- 80% of our population live in cities
 - Increasingly diverse
- The modern environmental movement has left diversity behind (see the Green 2.0 report)
- Climate Change is disproportionately impacting low-income and/or minority communities
- Degraded urban environments and the lack of access to healthy natural places impacts youth/community feelings toward nature

Climate Change in Cincinnati

Heat



Pests



Health



Migration



Storms



Landslides



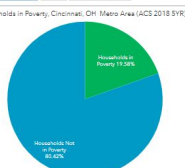
Sewer Backups



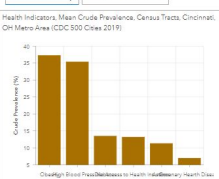
Total Population, Cincinnati, OH metro area (ACS 2018 BYR)

356,880

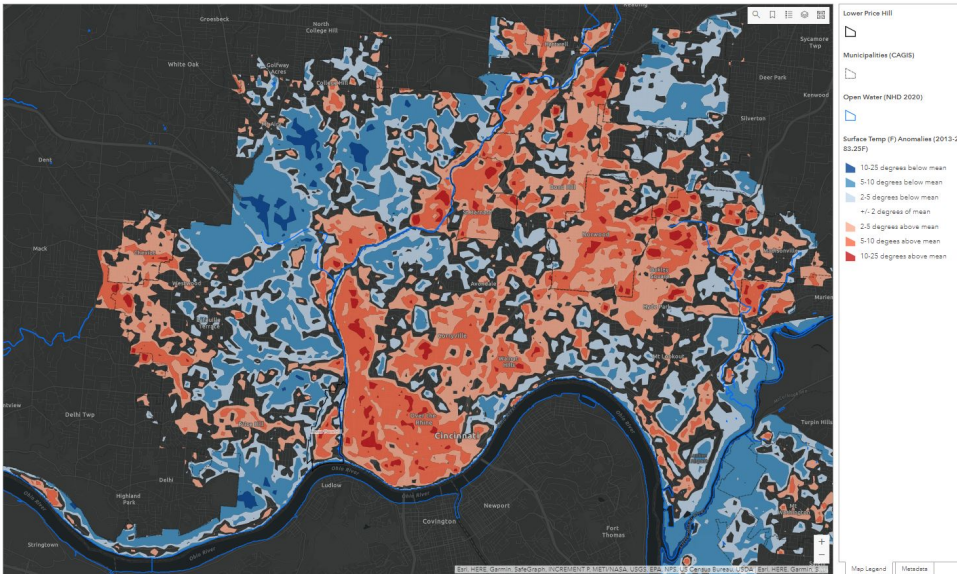
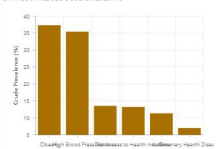
Total Population Race Hispanic or Latino




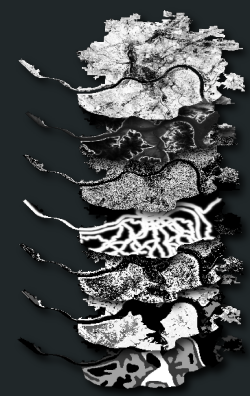
Households in Poverty, Cincinnati, OH Metro Area (ACS 2018 BYR)



Health Indicators, Mean Crude Prevalence, Census Tracts, Cincinnati, OH Metro Area (CDC 500 Cities 2019)

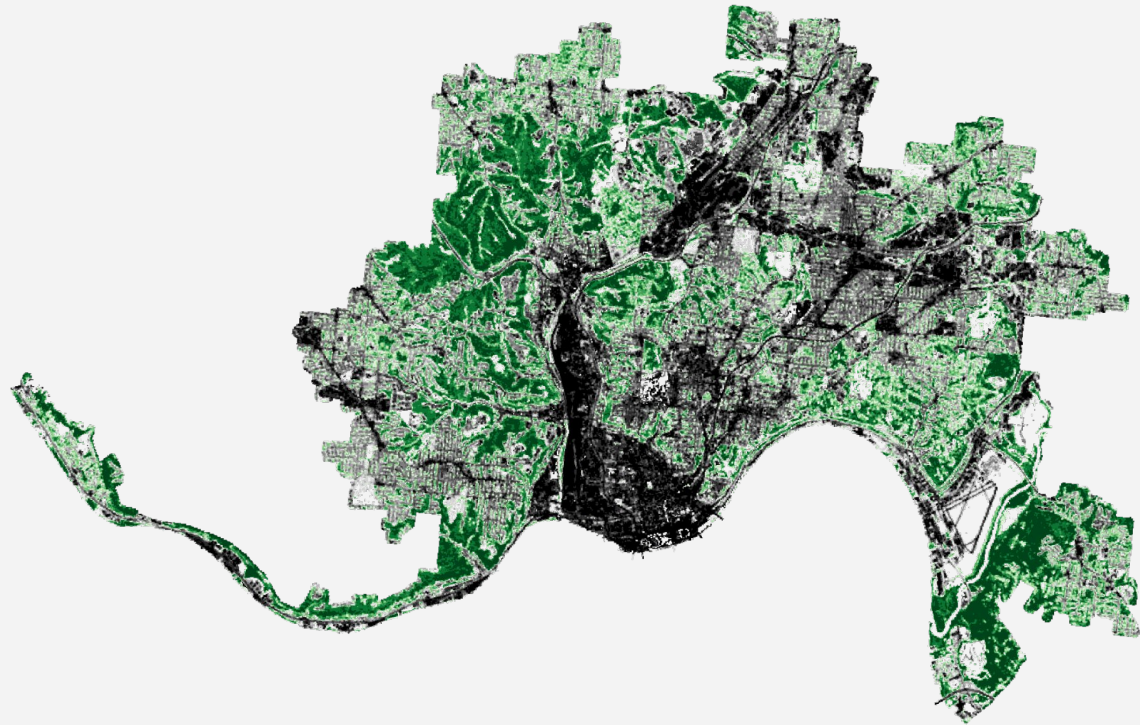
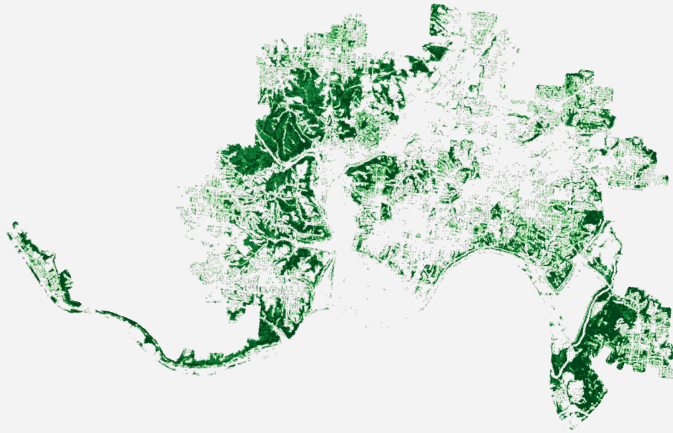


WHERE JUSTICE & THE ENVIRONMENT MEET.




Determining Heat Vulnerability: Land Cover

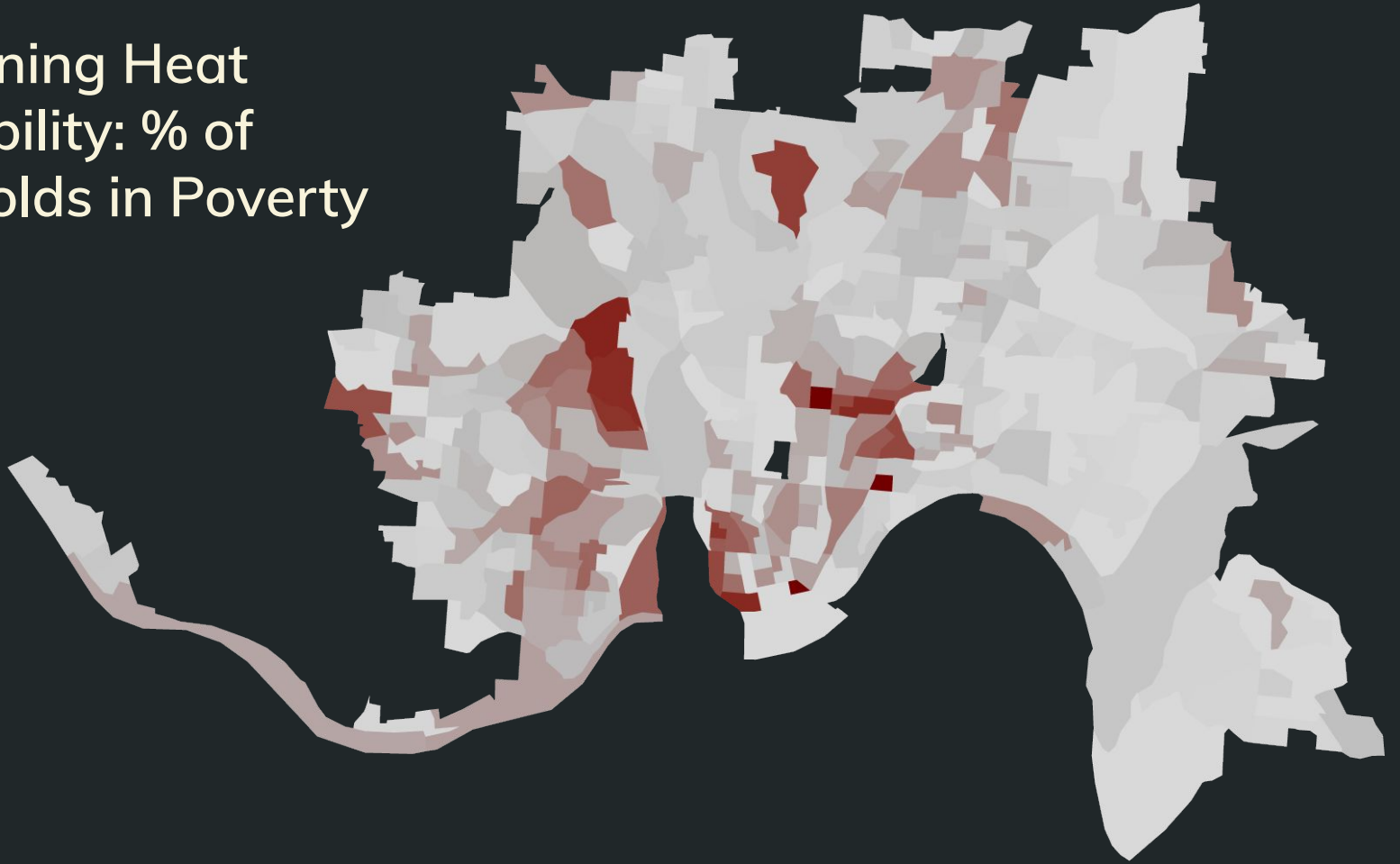
Tree Canopy Cover & Impervious Surfaces (NLCD, 2016)



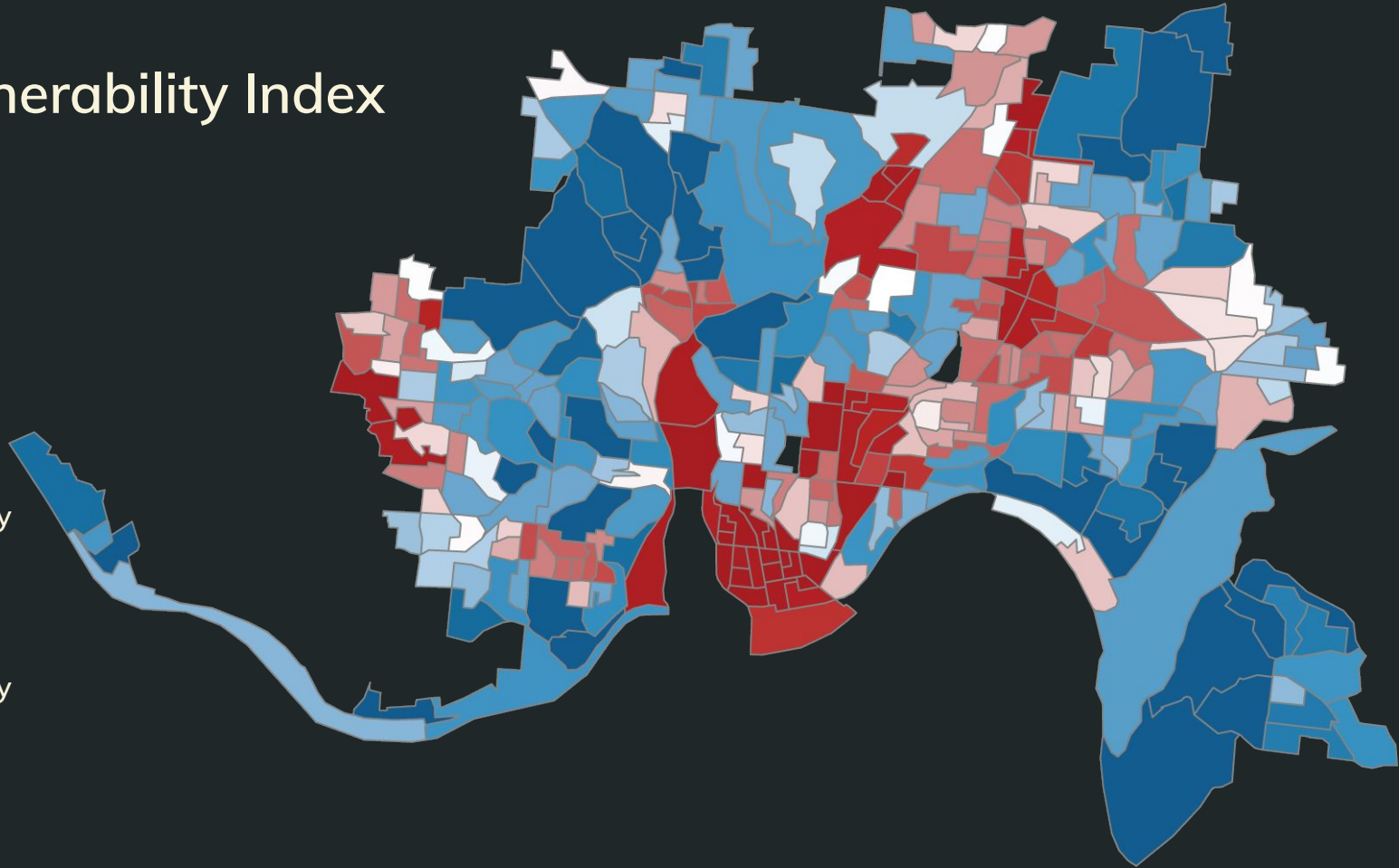
Determining Heat Vulnerability: Land Surface Temperature



Determining Heat
Vulnerability: % of
Households in Poverty



Heat Vulnerability Index

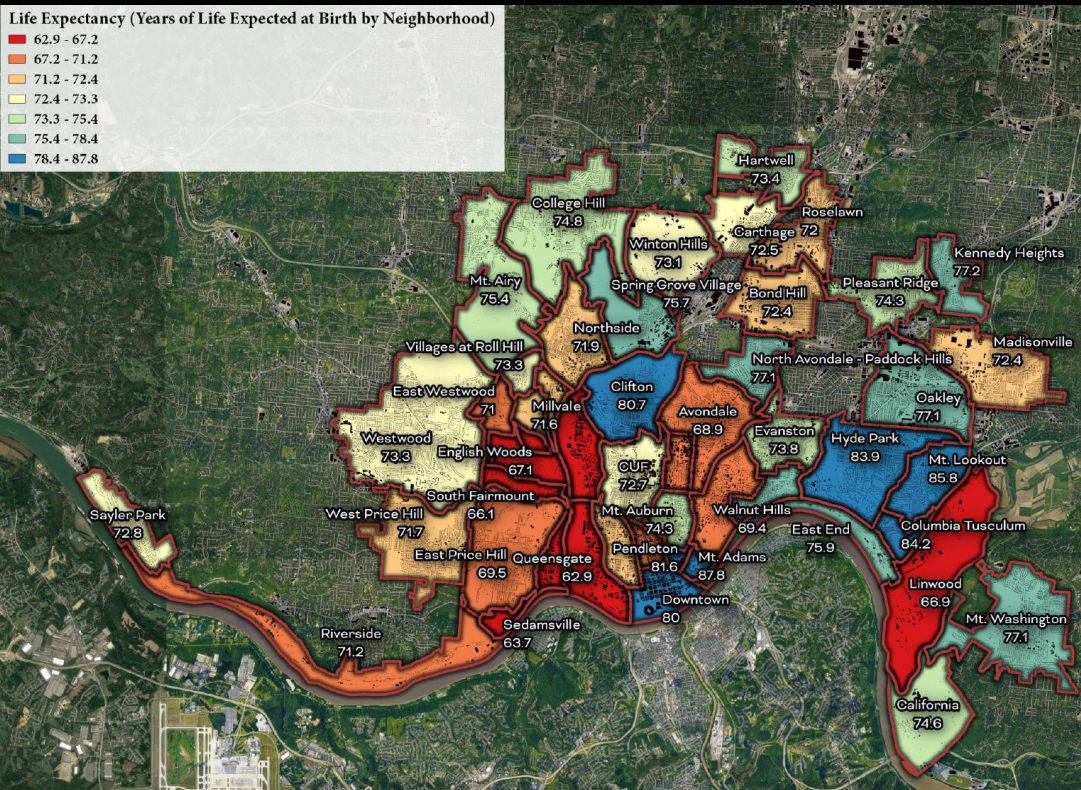


Cincinnati Climate Equity Indicators Report 2021



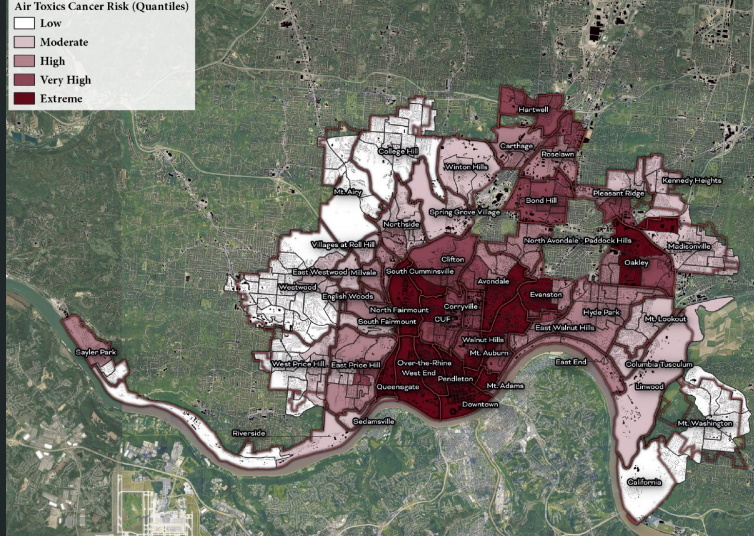
Life Expectancy (Years of Life Expected at Birth by Neighborhood)

- 62.9 - 67.2
- 67.2 - 71.2
- 71.2 - 72.4
- 72.4 - 73.3
- 73.3 - 75.4
- 75.4 - 78.4
- 78.4 - 87.8



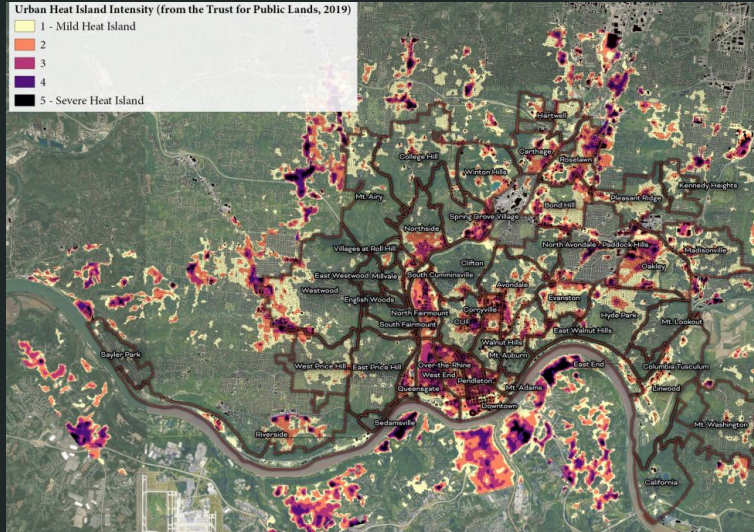
Air Toxics Cancer Risk (Quantiles)

- Low
- Moderate
- High
- Very High
- Extreme



Urban Heat Island Intensity (from the Trust for Public Lands, 2019)

- 1 - Mild Heat Island
- 2
- 3
- 4
- 5 - Severe Heat Island











Climate Safe Neighborhoods



Lower Price Hill Climate Resilience Plan



-  Community Cooling Center
-  Community Greenspace
-  Community Garden or Farm
-  Green Parking Lot
-  Green Roof
-  Asphalt Sealt Crosswalk
-  Misting Bus Stop
-  Proposed Street Trees



One of nation's
the largest youth
green workforce
programs



Groundwork Ohio River Valley Fieldwork Dashboard

Explore the impact that Groundwork Ohio River Valley has had on the region's natural landscape

Map Legend

Trails Built by Groundwork ORV

Line layer



Trail Maintenance Activity

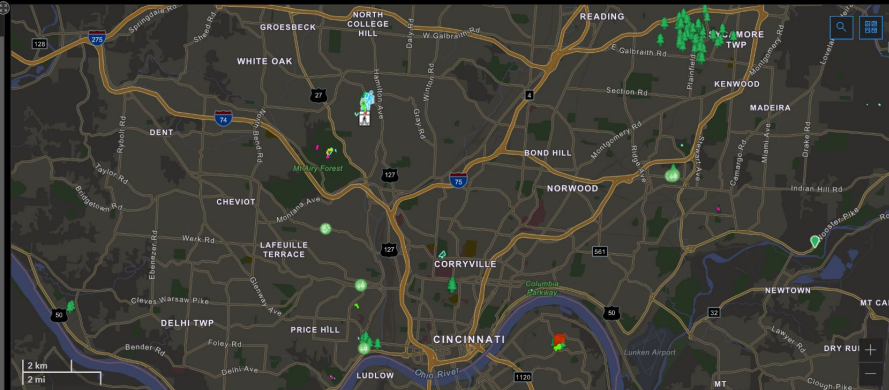
Activity

- General Maintenance
- Mulched Trail
- Other
- Re-Graded Trail
- Re-Routed Trail

Green Infrastructure Amenity Installed

Amenity Installed

- Trail Marker
- Trail Bridge
- Trail Staircase
- Raised Bed
- Rain Garden
- Pollinator Garden
- Conservation Boundary Post
- Bioswale



Est. HERE, Garmin, SafeCrack, METI/NASA, USGS, EPA, NPS, USDA
Groundwork Ohio River Valley Fieldwork | Green Team Fieldwork | Green Corps Fieldwork

316
trees
planted

1.8
miles of
trails built

96.5
acres of invasive
species cleared

30
green infrastructure
amenities installed

Last Year's Green Workforce & Community Stats

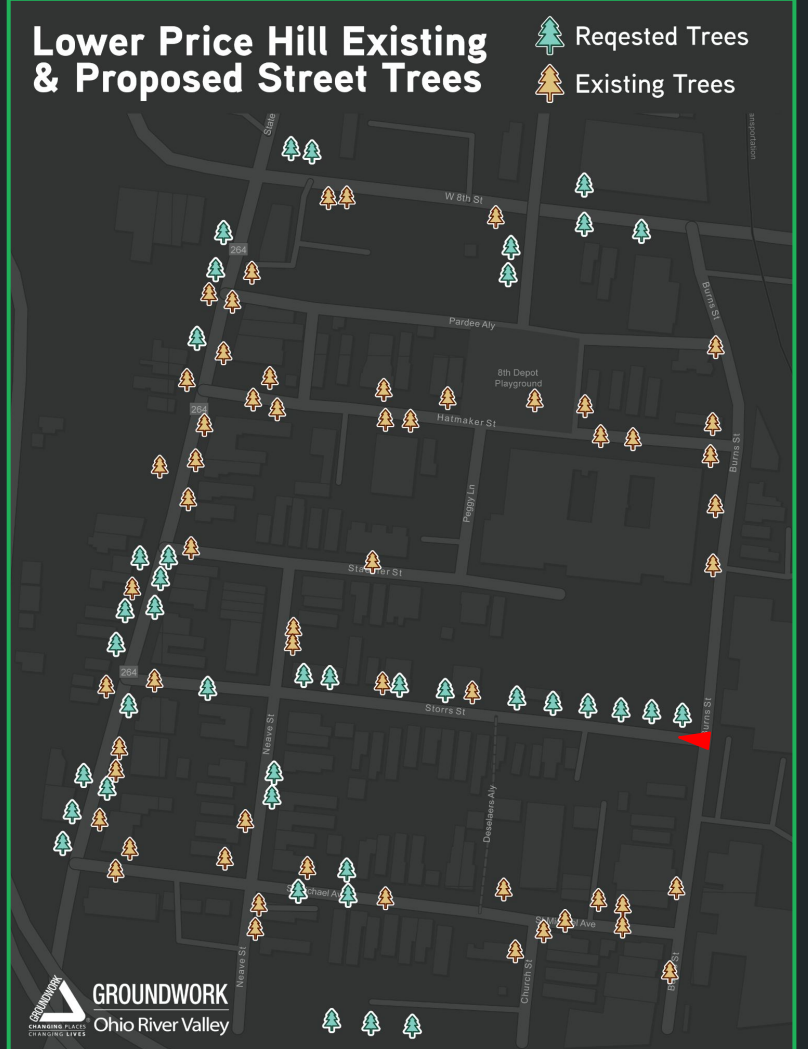
- 51 sites restored by Groundwork's green workforce
- \$264,821 paid to residents & youth employees for green jobs & outreach work
- 1,100 Trees planted representing over \$25,000 in investments 3,657.5 pounds of trash removed across the city's parks & greenspaces
- 37 acres of invasive species removed from the region's natural areas
- 141 youth employees gaining green jobs experience & certifications



Turning Community-Identified Needs into Action

Groundwork worked with the LPH Community Council to map ideal locations for trees, create a budget for planting, and submit a community budget request.

39 trees scheduled to be planted in fall 2022.



Climate Action at the Regional Level



Regional Climate Collaborative: facilitate peer sharing, highlight best practices among local governments, develop opportunities for regional collaboration and program implementation, and help secure adaptation funding and resources.



Midwest Regional Sustainability Summit: *Emergent Strategies for an Equitable, Climate Prepared Region* on June 16, 2022.



Policy and State & Federal Guidance: Committed partners helping to center equity in air, land, water, and democracy issues.

The Future of Conservation and Climate

- **Green Cincinnati Plan**
 - Ordinance & Funding
 - Regional Leadership
 - Cross-department collaboration
 - Climate Safe Neighborhoods as a guide
- **Formalize Youth Green Workforce**
 - Benefit city youth and city land
 - Secure funding mechanism
 - Climate Conservation Corps

Thank You!

Contact me at tyess@groundworkorv.org

Follow us on Facebook and Instagram [@groundworkorv](#)

Sign up for our newsletter or learn more about us at groundworkorv.org

