

OTR South Special Improvement District

City Council – September 2020


by the Committee for a Safer & Cleaner OTR

WHAT IS A SID?

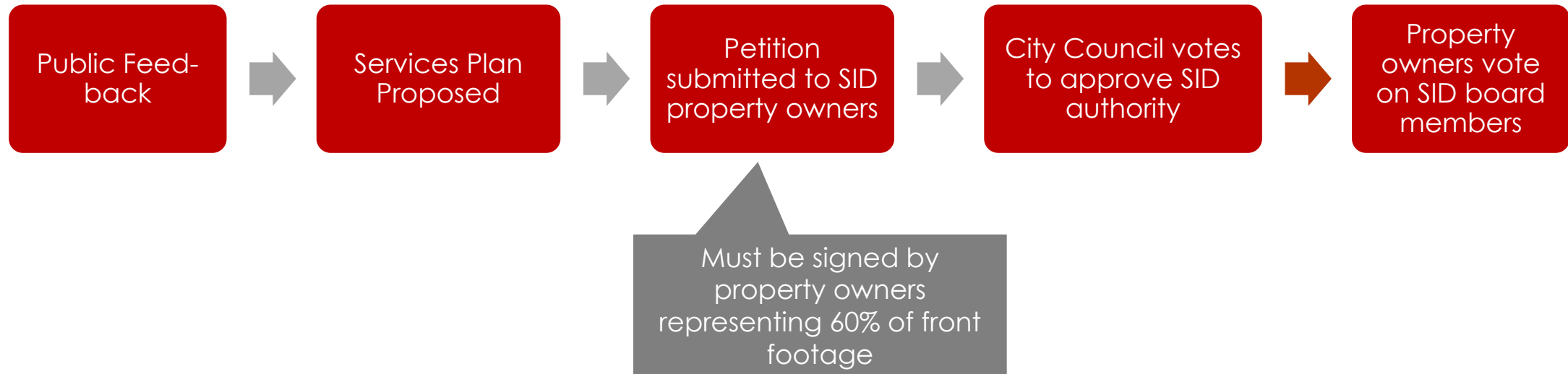
- A Special Improvement District is a structured method of raising funds in a geographical area in order to manage and deliver critical services above the level of services provided by local government.
- Funded by property owners within the boundary through an assessment (paid semi-annually with property taxes)
- Services and SID Boundary to be determined by property owners – outlined in a Service Plan
- Service Plan + Assessment must be approved by 60% of property owners per Ohio law (linear front footage)

HOW DO OTHER CITIES DO IT?

- In Cincinnati, the Downtown Cincinnati Improvement District (DCID) has been in place for 25 years
 - DCID covers most of the Central Business District. Its boundaries are Eggleston Ave. on the east, Central Parkway on the north, Central Avenue on the west, and the river on the south (excluding the two stadiums)
- Over 1,000 U.S. cities and towns have SIDs
- NYC alone has 74 separate SIDs, including 39 in low-to-moderate income neighborhoods



CREATING A SID

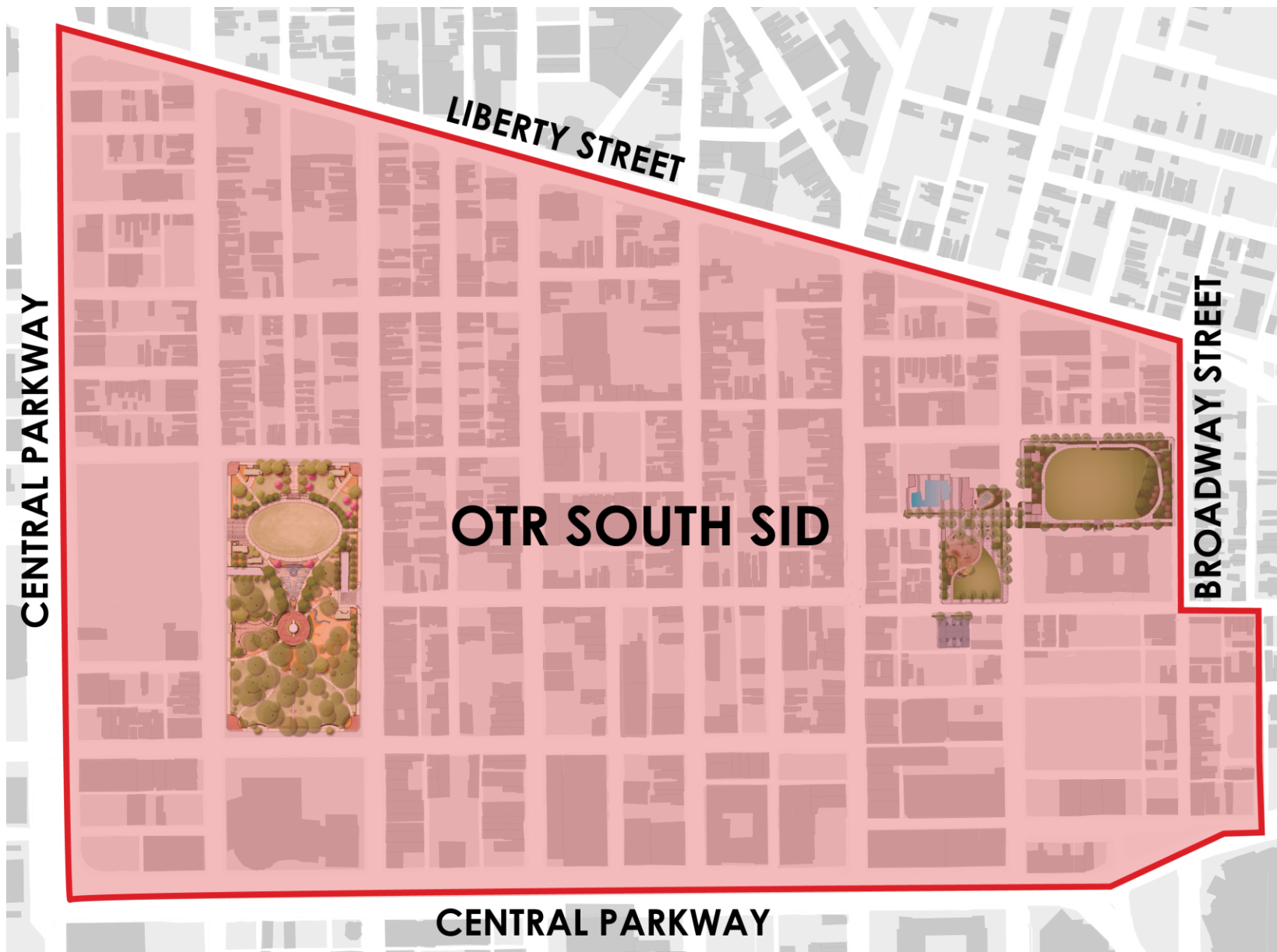


SID IS NEEDED IN OTR



a safer & cleaner OTR

Service
Area



LEVEL OF SERVICE

SID Services Include:

- Weed abatement
- Litter, leaves, & debris removal
- Graffiti & sticker removal
- Short-dump garbage removal
- Trash bag removal / trash receptacle cleaning
- Special cleaning projects
- Business contacts/interactions
- Pressure washing/hosing
- Panhandling interactions
- Window washing
- Landscaping/maintenance of flowerpots, in conjunction with Cincinnati Park Board
- Serving as extra eyes and ears for the Cincinnati Police Department by strategically deploying a trained Ambassador staff to serve as a highly visible street presence throughout the District



COST TO PROPERTY OWNERS

- Committee estimated a \$775,000 budget for SAFE & CLEAN focused services
- The total assessment of \$650,000/year in 2021-22, and \$700,000/year in 2023-24, is comprised of contributions from both private and public property owners.
- Property assessments will be supplemented by 3CDC and its Community Partners, which should generate \$125,000 annually.

BUDGET

	2021	2022	2023	2024
REVENUE				
Special Improvement District Assessment	650,000	650,000	700,000	700,000
3CDC and Community Partner Contributions	125,000	125,000	125,000	125,000
TOTAL	775,000	775,000	825,000	825,000
EXPENSES				
Environment: Clean & Safe	578,349	578,349	615,916	615,916
Environment: Beautification	27,990	27,990	29,760	29,760
Environment: GeneroCity 513	25,000	25,000	26,581	26,581
Stakeholder Services	15,000	15,000	15,948	15,948
Marketing	2,500	2,500	2,658	2,658
Events	18,000	18,000	19,138	19,138
Personnel	39,635	39,635	42,141	42,141
Overhead (Insurance, Legal, Accounting, etc.)	53,000	53,000	56,351	56,351
Reserve	15,526	15,526	16,508	16,508
TOTAL	775,000	775,000	825,000	825,000

OTR South Special Improvement District

City Council – September 2020

by the Committee for a Safer & Cleaner OTR