

# **Budget and Finance Committee – Budget Public Hearing**

## **City Manager's Recommended FY 2026-2027 Biennial Budget**

June 3, 2025

## FY 2026 Strategic Priorities



**PUBLIC SAFETY & HEALTH**



**GROWING ECONOMIC OPPORTUNITIES**



**THRIVING NEIGHBORHOODS**



**FISCAL SUSTAINABILITY**



**EXCELLENT & EQUITABLE SERVICE DELIVERY**

# Operating Budget

# City Manager's Recommended FY 2026 All Funds Operating Budget

(\$ in Millions)	From Approved FY 2025				From Recommended			
	Update				FY 2026			
	Approved FY 2024	Approved FY 2025 Update	Recommended FY 2026	\$ Change	% Change	Recommended FY 2027	\$ Change	% Change
Operating Budget								
General Fund <sup>(1)(3)</sup>	\$524.6	\$548.3	\$564.4	\$16.1	2.9%	\$570.5	\$6.1	1.1%
Restricted Funds <sup>(2)(4)</sup>	\$763.2	\$762.1	\$718.1	-\$44.0	-5.8%	\$735.9	\$17.8	2.5%
<b>Grand Total</b>	<b>\$1,287.8</b>	<b>\$1,310.4</b>	<b>\$1,282.5</b>	<b>-\$27.9</b>	<b>-2.1%</b>	<b>\$1,306.4</b>	<b>\$23.9</b>	<b>1.9%</b>

<sup>(1)</sup> The Approved FY 2024 and Approved FY 2025 General Fund Budget Update include \$20.5 million and \$21.3 million respectively in Health Department funding that is transferred out to the Cincinnati Health District Fund. Additionally, the Approved FY 2024 General Fund Budget does not include \$4.4 million in transfers out for debt service and to other funds. It also does not include \$2.1 million in transfers out to the balance sheet reserve account for Financial Freedom Initiatives and \$100,000 in transfers out to the General Capital Budget for lighting on the Wasson Way Trail. The Approved FY 2025 General Fund Budget Update does not include a net \$16.7 million in transfers out to the General Capital Budget or \$5.1 million in transfers out for debt service and to other funds.

<sup>(2)</sup> The Approved FY 2024 and Approved FY 2025 Restricted Funds Budget Update do not include \$20.5 million and \$21.3 million respectively in Health Department funding that is transferred out to the Cincinnati Health District Fund.

<sup>(3)</sup> The Recommended FY 2026 and FY 2027 General Fund Budget amounts do not include \$21.4 million and \$22.4 million respectively in Health Department funding that is transferred out to the Cincinnati Health District Fund. Additionally, the Recommended FY 2026 and FY 2027 General Fund Budget amounts do not include \$5.0 million and \$5.1 million in transfers out for debt service and to other funds.

<sup>(4)</sup> The Recommended FY 2026 and FY 2027 Restricted Funds Budget amounts do not include \$21.4 million and \$22.4 million respectively in Health Department funding that is transferred out to the Cincinnati Health District Fund.

## Performance Based Budgeting (PBB)

- Provides a linkage between the City's Performance Management process and the budget process and includes three distinct phases:
- Executive Finance Review (EFR): To update revenue estimates and fee schedules.
- Executive Performance Review (EPR): To discuss performance and resource challenges.
- Executive Budget Review (EBR): To make more informed resource allocations decisions based on performance data.

# Balancing the FY 2026 General Fund Budget

## Revenue Increases (\$13.3 million):

- \$10.6 million of increased Interest Revenue due to higher reinvestment rates and more actively managed cash.
- \$1.7 million of Revenue and Source Adjustments (including Admission Tax, Short Term Rental Excise Tax, increased building and permit fees) due to adjustments based on current year trends and a rigorous Administration review of revenue enhancement opportunities through Performance Based Budgeting (PBB).
- \$0.5 million of increased Commercial Solid Waste Hauler Fee Revenue based on waste generation, increased number of franchises, and increased enforcement of existing rules.
- \$0.5 million of increased City Income Tax Revenue

# Balancing the FY 2026 General Fund Budget

## Expenditure Reductions (\$10.3 million):

- \$5.7 million: Position Vacancy Savings
- \$2.1 million: Non-Personnel Reductions
- \$1.2 million: Reduction of Fire Overtime
- \$0.8 million: Position Reductions / Eliminations, Increased Reimbursements, and Transfers to Other Funds
- \$0.3 million: Reduction of Funding to External Organizations
- \$0.1 million: Mayor, Clerk, and Council Reductions

# Balancing the FY 2026 General Fund Budget

## Expenditure Increases (\$5.3 million):

- \$1.5 million: Staffing Net of Reimbursements – Increased staffing for the expansion of the Vacant Building Registration Program and for the continuation of the Building Inspector Training Academy in the Department of Buildings and Inspections; resources for an Understudy Program for the Cincinnati Police Department to improve recruitment and retention of cadets; resources for the Private Parking Lot and Garage Licensing Program staffing; various administrative and analytical support staff in other departments.
- \$1.1 million: DPS Increases – Including increased staffing for leadership, management, and training, investments in technology to improve winter operations, and resources for preventative maintenance pavement repair.
- \$0.9 million: Recruit Class Adjustments – Resources for a 50-member Fire Recruit Class to begin in October 2025 as opposed to January 2026.



# Balancing the FY 2026 General Fund Budget

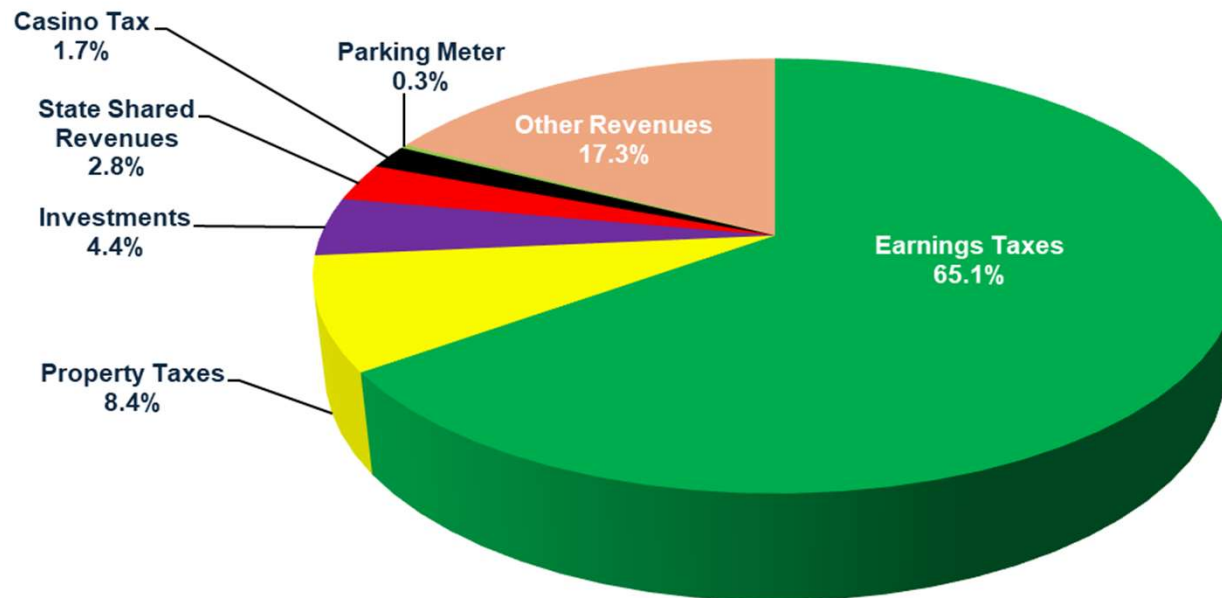
## Expenditure Increases (continued):

- \$0.7 million: Ongoing Exceptions – Including resources for a Collaborative Agreement Sustainability Consultant, increased insurance premiums, Cincinnati Police Department towing for weekend nights and special events, the expansion of the Cincinnati Recreation Commission's Rec @ Nite program, and Department of Human Resources mediation services for labor negotiations and grievances.
- \$0.6 million: One-Time Exceptions – Including resources for a refresh of the Black Lives Matter Mural, the Safe and Clean program, climate assessments, and executive training.
- \$0.5 million: Increase to the Lump Sum Payments Account

# OPERATING BUDGET

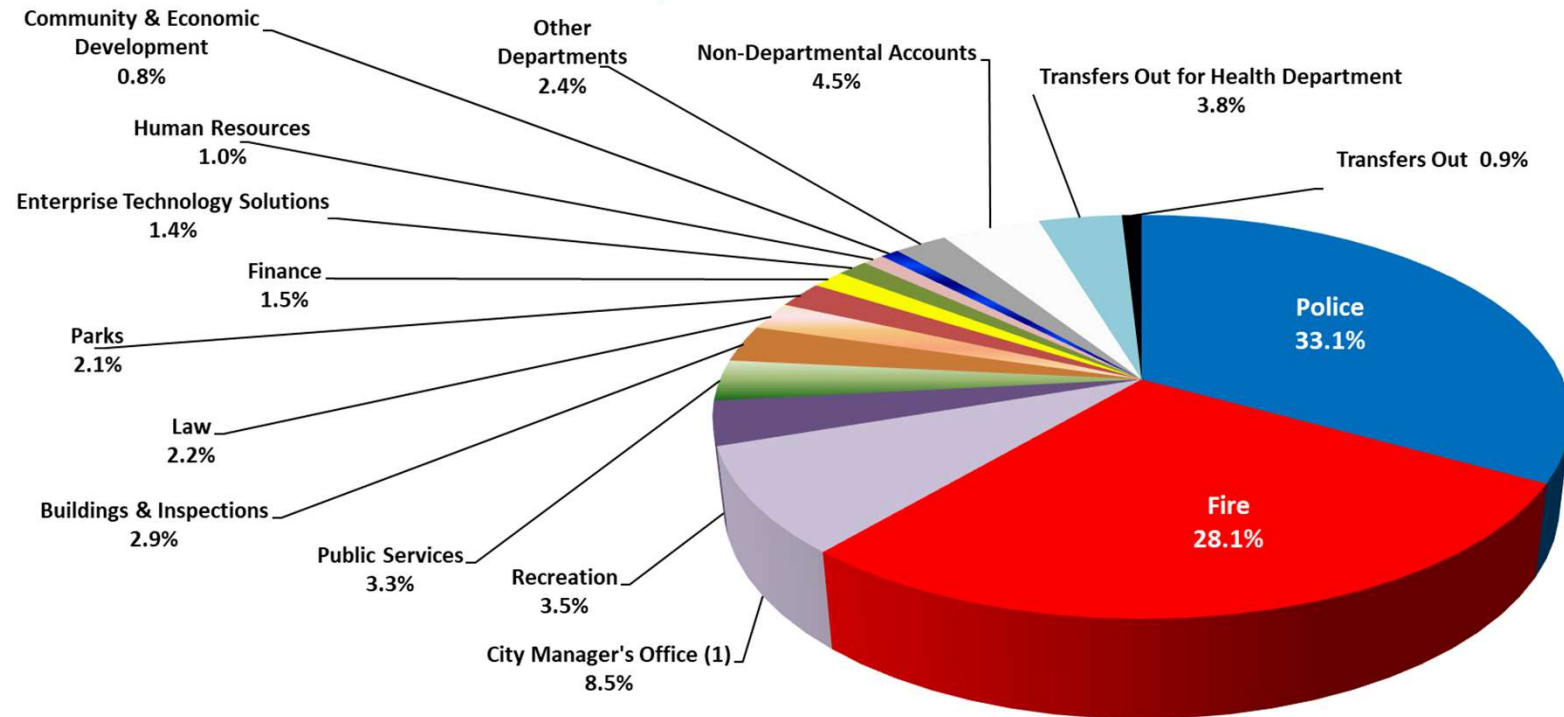
## FY 2026 General Fund Revenue

### \$569.5 million



# OPERATING BUDGET

## General Fund Expenditures – \$569.5 million



\*Other Departments include Transportation and Engineering, City Council, City Planning & Engagement, Economic Inclusion, Citizen Complaint Authority, Office of the Mayor, and Clerk of Council.  
 (1) CMO includes the Emergency Communications Center

# **OPERATING BUDGET**

## **General Fund Staffing:**

### **Public Safety**

- Cincinnati Police Department Recruit Classes:
  - 50 member class to start July 2025
  - 50 member class to start April 2026
  - 50 member class to start February 2027
- Cincinnati Fire Department Recruit Classes:
  - 50 member class to start October 2025
  - 50 member class to start October 2026
- Resources for CPD Understudy Program to allow graduated Police Cadets to maintain positions until they are eligible for a recruit class.

# **OPERATING BUDGET**

## **General Fund Expenditure Highlights: Leveraged Support**

- In FY 2025, Leveraged Support was organized into seven categories: Arts, Economic Development and Neighborhood Support, Environment, Equity and Inclusion, Homelessness and Eviction Prevention, Human Services and Violence Prevention, and Workforce Programming and Poverty Reduction.
- Pursuant to Ordinance No. 0036-2025, the following three categories will be managed by the Human Services Advisory Board beginning in FY 2026: 1) Homelessness and Eviction Prevention, 2) Human Services and Violence Prevention, and 3) Workforce Programming and Poverty Reduction.

## **OPERATING BUDGET**

### **General Fund Expenditure Highlights: Leveraged Support**

- The City Manager's Recommended FY 2025 Budget Update included \$4.0 million for leveraged support.
- A 2% reduction (\$80,000) is applied to leveraged support to balance the FY 2026 Budget.
- \$1,004,500 is shifted to the Human Services Advisory Board for allocation in FY 2026.
- \$1,274,000 is shifted to City Operations Programmatic Support in FY 2026.
- The remaining \$1,641,500 was then allocated between the remaining four categories of leveraged support: Arts, Economic Development and Neighborhood Support, Environment, and Equity and Inclusion.

# OPERATING BUDGET

## General Fund Expenditure Highlights: Leveraged Support

- Application portal opened on February 17, 2025 and closed on March 26, 2025. The City received applications from 76 organizations. Recommendations for \$1,641,500 in leveraged support to 22 organizations are outlined below:

Leveraged Support	City Manager Recommended FY 2026 Budget
<b>Arts</b>	
Black Art Speaks	\$65,000
Q-Kidz Dance Team	\$65,000
The Children's Theatre of Cincinnati, Inc.	\$65,635
<b>Total Arts</b>	<b>\$195,635</b>
<b>Economic Development and Neighborhood Support</b>	
CincyTech	\$75,000
Cintrifuse	\$75,000
Ebony J Media	\$10,000
Greater Cincinnati and Northern Kentucky African American Chamber of Commerce	\$300,000
Greater Cincinnati Microenterprise Initiative Inc.	\$75,000
Main Street Ventures	\$88,000
MORTAR Cincinnati	\$50,000
<b>Total Economic Development and Neighborhood Support</b>	<b>\$673,000</b>

# OPERATING BUDGET

## General Fund Expenditure Highlights: Leveraged Support

Leveraged Support	City Manager Recommended FY 2026 Budget
<b>Environment</b>	
Green Umbrella	\$64,000
Keep Cincinnati Beautiful (KCB)	\$100,000
La Soupe	\$50,000
Last Mile Food Rescue	\$50,000
<b>Total Environment</b>	<b>\$264,000</b>
<b>Equity and Inclusion</b>	
Activities Beyond the Classroom	\$100,000
Asian American Cultural Association of Cincinnati (dba Asianati)	\$50,000
Breakthrough Cincinnati	\$58,865
Clovermook Center for the Blind & Visually Impaired	\$50,000
Hispanic Chamber Cincinnati USA (HCCUSA)	\$50,000
Holloman Center for Social Justice (Operated by Urban League of Greater Southwestern Ohio)	\$75,000
Joy Outdoor Education Center (dba Camp Joy)	\$75,000
YWCA Greater Cincinnati	\$50,000
<b>Total Equity and Inclusion</b>	<b>\$508,865</b>
<b>Grand Total</b>	<b>\$1,641,500</b>



# **OPERATING BUDGET**

## **General Fund Expenditure Highlights: Competitive Grant Programs**

- The Human Services Fund meets the goal of allocating 1.5% of General Fund Operating Budget Revenue at over \$8.5 million.
- An additional \$1,004,500 in leveraged support is shifted to the Human Services Advisory Board for allocation.
- The Recommended FY 2026 Budget includes \$413,000 for Other Competitive Grant Programs as outlined in the following table.

# OPERATING BUDGET

## General Fund Expenditure Highlights: Competitive Grant Programs

<b>Funding for Competitive Grant Programs</b>	<b>City Manager Recommended FY 2026 Budget</b>
<b>Human Services Funding</b>	
City Human Services Fund (administered by United Way)	\$8,550,700
Additional Funding Managed by Human Services Advisory Board*	\$1,004,500
<b>Total Human Services Funding</b>	<b>\$9,555,200</b>
<b>Other Competitive Grant Programs</b>	
Boots on the Ground Fund Program	\$147,000
Community Urban Agriculture	\$19,600
Green Cincinnati Fund <sup>1</sup>	\$100,000
Safe and Clean <sup>2</sup>	\$147,000
<b>Total Other Competitive Grant Programs</b>	<b>\$413,600</b>
<b>Grand Total</b>	<b>\$9,968,800</b>

\* Leveraged support funding moved to the Human Services Advisory Board management, per Ordinance No. 0036-2025.

<sup>1</sup> Funding for the Green Cincinnati Fund started in FY 2022 and will continue for a period of five years. See Ordinance No. 0010-2022 and Ordinance 0072-2022.

<sup>2</sup> Denotes full or partial one-time funding.

# OPERATING BUDGET

## General Fund Expenditure Highlights:

### City Operations and Programmatic Support

- The Recommended FY 2026 Budget includes \$5,684,880 for City Operations and Programmatic Support as outlined below.

City Operations Programmatic Support and Recipients	City Manager Recommended FY 2026 Budget
3CDC (For Fountain Square)	\$100,000
3CDC (Operating Support for Washington Park and Ziegler Park) <sup>1</sup>	\$250,000
3CDC - GeneroCity*	\$73,500
Career Pathways Initiative (CPI) (formerly Summer Youth Jobs Initiative - HR Portion)	\$1,161,670
Center for Closing the Health Gap*	\$490,000
Findlay Market Operating Budget Support	\$366,610
Greater Cincinnati and Northern Kentucky Film Commission (dba Film Commission)*	\$49,000
Keep Cincinnati Beautiful	\$196,000
Needle Exchange Program	\$147,000
Neighborhood Business Districts	\$117,600
Neighborhood Support Program / Community Councils	\$539,000
REDI Cincinnati*	\$245,000
Shelterhouse Volunteer Group*	\$318,500
Summer Youth Jobs Initiative - CRC Portion	\$245,000
The Port (formerly Greater Cincinnati Redevelopment Authority/Port Authority of Greater Cincinnati)	\$700,000
Urban League of Greater Southwestern Ohio*	\$98,000
WarmUp Cincy	\$343,000
Women Helping Women Domestic Violence Enhanced Response Team (WHW DVERT)	\$245,000
<b>Grand Total</b>	<b>\$5,684,880</b>

<sup>1</sup> Funding for 3CDC was reduced by \$75,000 as a revenue offset, and \$150,000 was transferred to the capital budget for Civic Space Improvements.

\* Moved from Leveraged Support to City Operations Programmatic Support in FY 2026

# **OPERATING BUDGET**

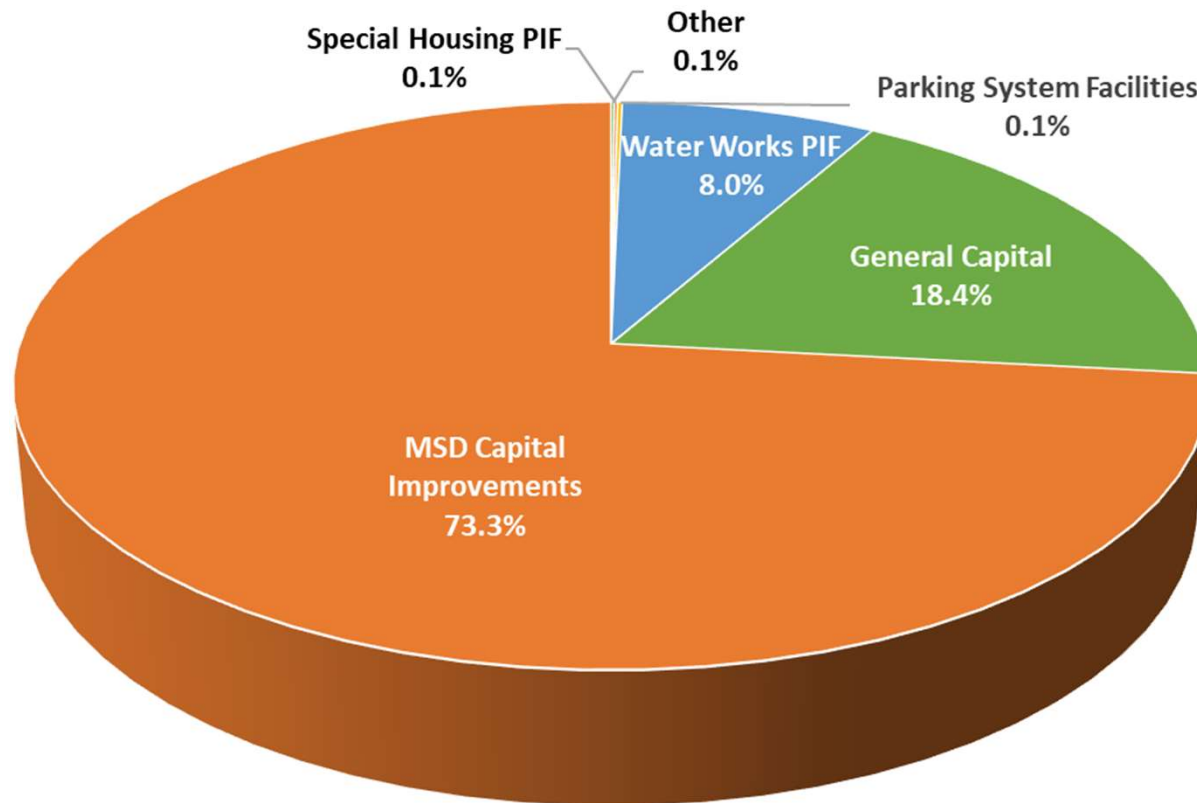
## **General Fund Expenditure Highlights:**

### **Fiscal Sustainability**

- Recommended FY 2026 Budget includes a 18.5% employer pension contribution rate for members of the Cincinnati Retirement System (CRS). This is a 0.75 percentage point increase to continue to address current underfunding of the CRS. The FY 2025 rate was 17.75%.
- Health care premiums increasing by 5.0% for Calendar Year 2026
- Increases in energy and energy capacity costs

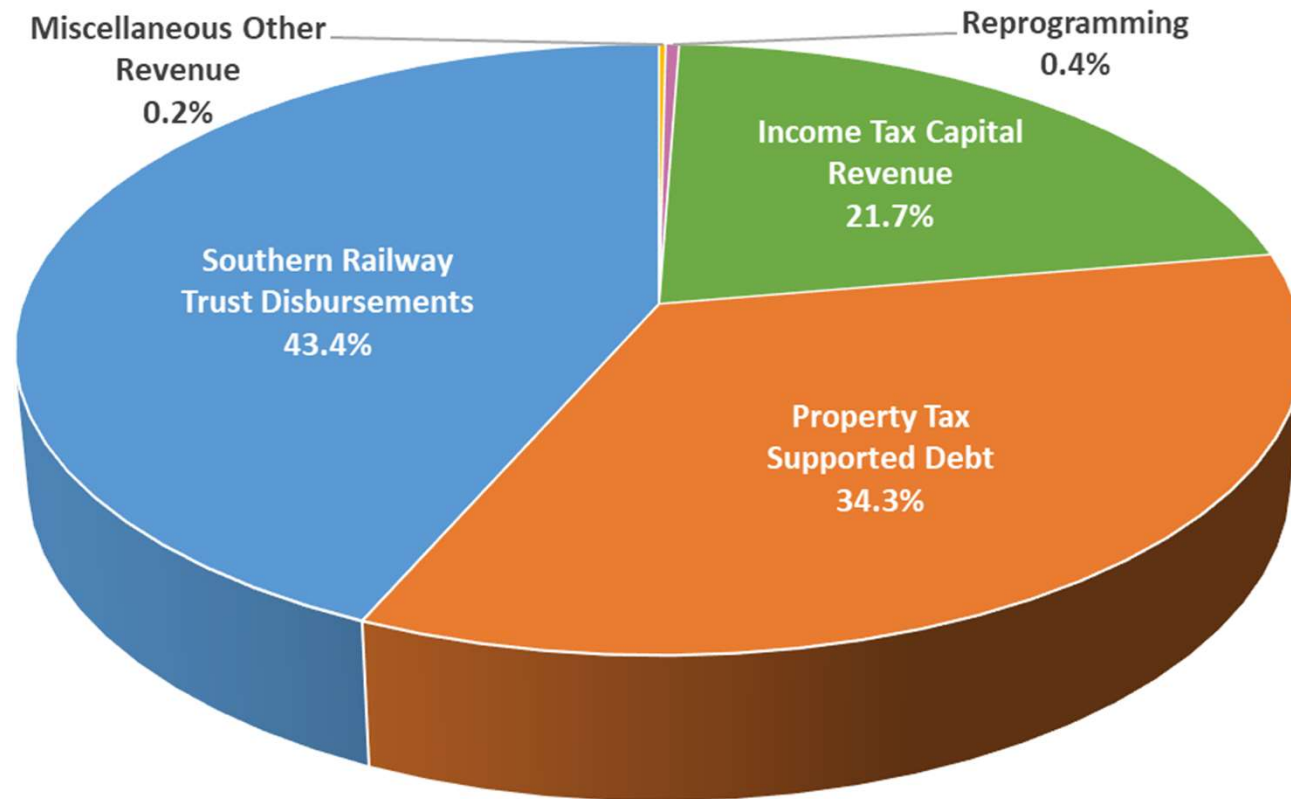
# Capital Budget

## Recommended FY 2026 All Funds Capital Budget

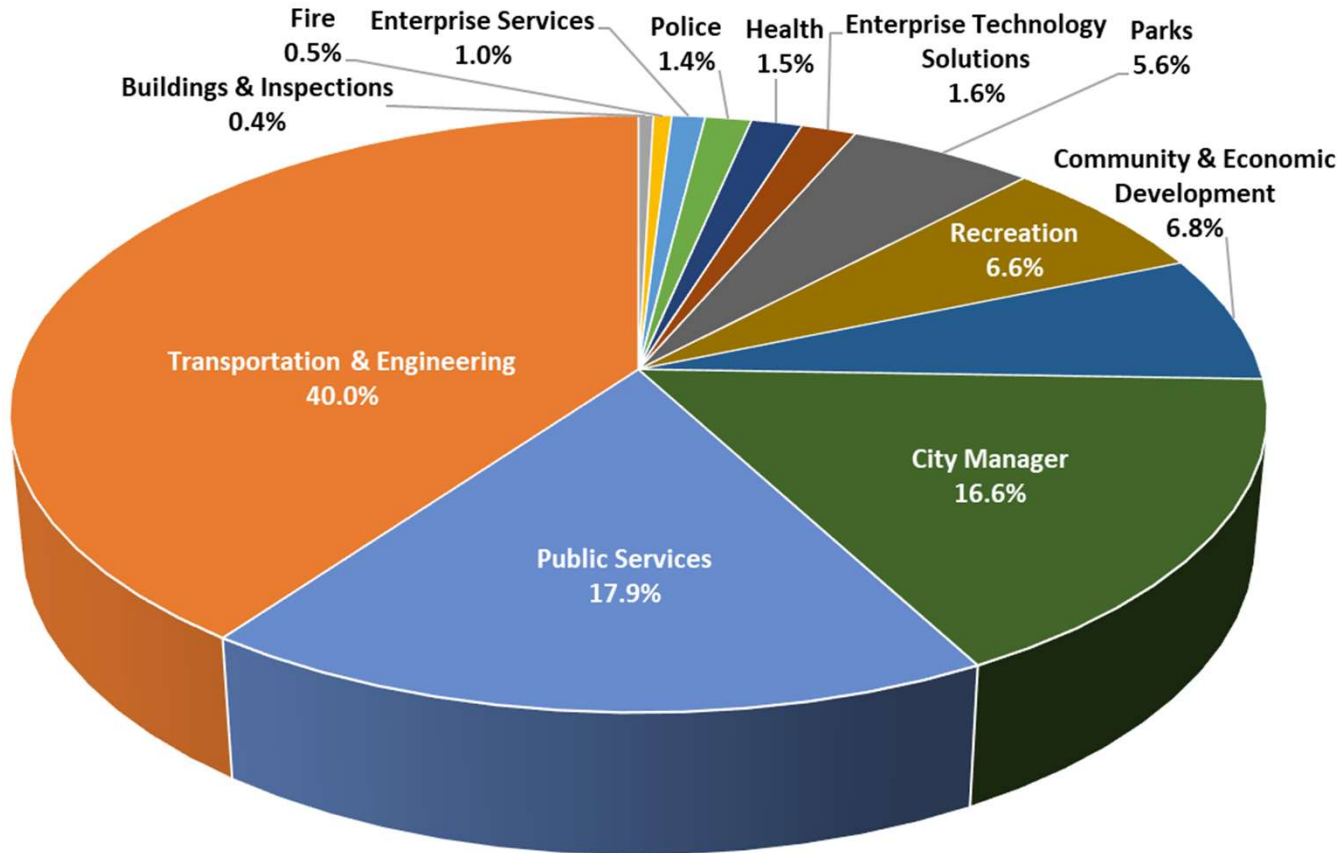


"Other" includes the following funds: Telecommunications Services, Stormwater Management, and Convention Center. Individually, each of these funds consist of less than 0.05% of the FY 2026 All Funds Capital Budget. This chart does not include Grant Funds.

## General Capital Resources – \$129.0 million



## General Capital Expenditures – \$129.0 million





## General Capital Budget Highlights

- **Street Rehabilitation - \$20.4 million:** This is a 57.1% increase and will result in an estimated 30.5 lane miles of rehabilitation and provide for an estimated 18.5 lane miles of preventative maintenance.
- **Strategic Property Investments for Health (\$11.5 million) and Human Services (\$5.5 million):** To acquire properties to advance the Health Department's facilities plan and to deliver human services.
- **Fleet Replacements - \$10.6 million:** For the six-year Capital Improvement Plan (CIP), Fleet Replacements will receive no less than \$13.3 million from FY 2027 to FY 2031.
- **Community Budget Requests - \$2.5 million:** Will fund 47 projects from 31 neighborhoods.
- **Dunham Recreation Center Facilities Renovation - \$2.4 million:** Funding to begin planning and design for the renovation.
- **Affordable Housing Trust Funding – Capital - \$2.1 million:** This \$200,000 increase is based on projected revenue growth generated by the Short-Term Rental Excise Tax.

## General Capital Budget Highlights (continued)

- **Neighborhood Business District Improvements (NBDIP) - \$2.0 million:** Base funding continues in FY 2026.
- **PIVOT Strategic Acquisition and Improvement - \$2.0 million:** Will allow for site acquisition to address blight and public safety and promote community development.
- **Victory Parkway Complete Street - \$2.0 million:** This will continue to leverage grant funding for converting a portion of Victory Parkway to a complete street.
- **Green Cincinnati Sustainability Initiatives - \$1.0 million:** While advancing the goals of the City's Green Cincinnati Plan, this funding may also leverage investment credits (paid back to the City's Revolving Energy Loan Fund) for vehicles, equipment, and infrastructure related to alternative sources of energy generation, storage, and use.
- **Quick Strike Acquisition - \$1.0 million:** Funding continues in FY 2026.

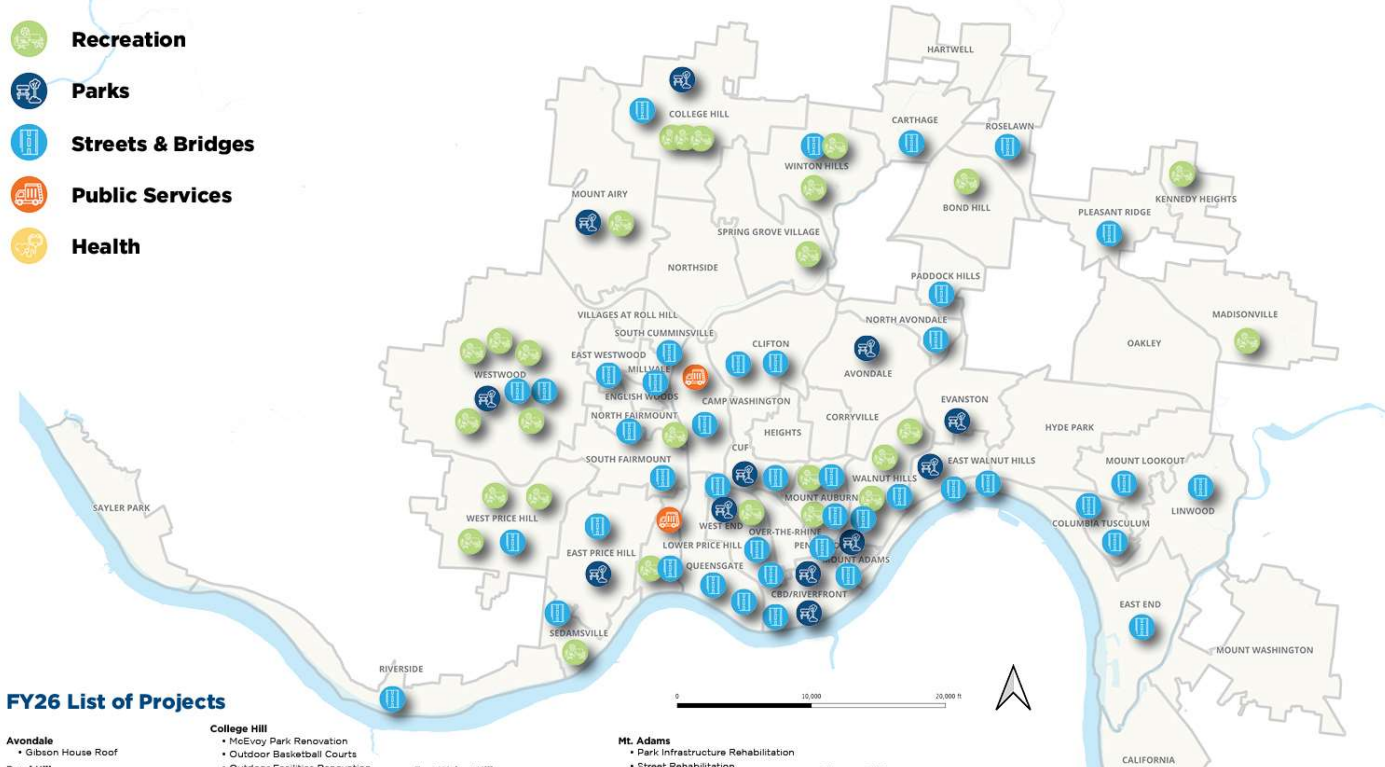
## Recommended FY 2026 Capital Budget: Cincy on Track

- The Recommended FY 2026 Capital Budget includes \$56.0 million in Cincinnati Southern Railway (CSR) Infrastructure Trust disbursements. This is a 91% increase from FY 2025. Funding from this source can only be used on existing City infrastructure projects.
- The Recommended FY 2026 CSR Infrastructure Trust disbursement allocation by department is:
  - Transportation & Engineering      \$34.8 million
  - Recreation      7.6 million
  - Parks      7.2 million
  - Public Services      6.4 million

Total:      \$56.0 million
- Each department will be presenting separately on their planned use of Cincy on Track funding.
- The Health Department is being provided with other capital resources for their facility needs, outside of the Cincy on Track investments.

## Cincy on Track Projects Recommended Distribution

-  **Recreation**
-  **Parks**
-  **Streets & Bridges**
-  **Public Services**
-  **Health**



### FY26 List of Projects

#### Avondale

- Gibson House Roof

#### Bond Hill

- Recreation Facilities Renovation

#### Camp Washington

- Fleet Facility Renovation
- Bridge Rehabilitation Program

#### Carthage

- Street Rehabilitation

#### Citywide

- Krohn Conservatory Renovation
- Park Infrastructure Rehabilitation
- Electrical Upgrades
- Outdoor Facilities Renovation
- Recreation Facilities Renovation
- Bridge Rehabilitation Program
- Downtown and Uptown Wayfinding
- Street Rehabilitation
- Traffic Control Device Installation & Renovation
- Wall Stab. & Landslide Correction

#### Clifton

- Speed Hump Modernization
- Street Rehabilitation

#### College Hill

- McEvoy Park Renovation
- Outdoor Basketball Courts
- Outdoor Facilities Renovation
- Playgrounds Renovation
- Street Rehabilitation

#### Columbia Tusculum

- Computerized Traffic Signal System
- Street Rehabilitation

#### CUP

- Park Infrastructure Rehabilitation
- Polk Street Steps Replacement (Community Budget Request)
- Park Renovations
- Sawyer Point and Yeatman's Cove Bike Trail
- Riverfront Transit Center

#### Downtown

- PROTECT Grant Local Match
- Street Rehabilitation
- Wall Stab. & Landslide Correction

#### East Price Hill

- Glenway Park Restoration
- Speed Hump Modernization

#### East Walnut Hills

- Owl's Nest Pavilion and Park Rehabilitation

#### East Westwood

- Street Rehabilitation

#### Evanston

- Owl's Nest Pavilion and Park Rehabilitation

#### Kennedy Heights

- Athletics Facilities Renovation

#### Linwood

- PROTECT Grant Local Match

#### Lower Price Hill

- City Facility Renovation and Repairs
- Chapel Buildings Restoration
- State to Central Building Better Neighborhoods

#### Madisonville

- Recreation Facilities Renovation

#### Millvale

- Mill Creek Rd Central Incinerator Approach

#### Mt. Adams

- Park Infrastructure Rehabilitation
- Street Rehabilitation

#### Mt. Airy

- Park Infrastructure Rehabilitation

#### Mt. Auburn

- Playgrounds Renovation
- Pavement Renovations
- Street Rehabilitation
- Wall Stab. & Landslide Correction

#### Mt. Lookout

- Mt. Lookout Square Railing Replacement (Community Budget Request)

#### North Avondale

- Street Rehabilitation

#### North Fairmount

- Playgrounds Renovation
- Street Rehabilitation

#### Paddock Hills

- Speed Hump Modernization

#### Pendleton

- Artist Alley Reconstruction (Community Budget Request)

#### Pleasant Ridge

- Street Rehabilitation

#### Queensgate

- State to Central Building Better Neighborhoods
- Street Rehabilitation

#### Riverside

- Wall Stab. & Landslide Correction

#### Roselawn

- Stillwell Road Bridge Replacement

#### Sedamsville

- Sedamsville Gateway Restoration (Community Budget Request)
- Playgrounds Renovation

#### South Cumminsville

- Mt. Lookout Rd Central Incinerator Approach

#### South Fairmount

- Street Rehabilitation

#### Spring Grove Village

- Tennis and Other Courts Renovation

#### Walnut Hills

- Outdoor Facilities Renovation
- Playgrounds Renovation
- Recreation Facilities Renovation
- Bridge Rehabilitation Program
- Victory Parkway Complete Street

#### West End

- Park Infrastructure Rehabilitation
- Recreation Facilities Renovation
- State to Central Building Better Neighborhoods
- Street Rehabilitation
- West End Pedestrian Safety (Community Budget Request)

#### West Price Hill

- Athletics Facilities Renovation
- Dunham Rec Center Facilities Renovation
- Playgrounds Renovation
- Speed Hump Modernization

#### Westwood

- Park Infrastructure Rehabilitation
- Athletics Facilities Renovation
- Outdoor Facilities Renovation
- Pavement Renovations
- Playgrounds Renovation
- Tennis and Other Courts Renovation
- Speed Hump Modernization
- Street Rehabilitation

#### Winton Hills

- Athletics Facilities Renovation
- Outdoor Basketball Courts
- Speed Hump Modernization

**Please visit our website:**  
<https://www.cincinnati-oh.gov/budget/>