



City of Cincinnati

801 Plum Street
Cincinnati, Ohio 45202

CALENDAR

Cincinnati City Council

Wednesday, January 7, 2026

2:00 PM

Council Chambers, Room 300

ROLL CALL

PRAYER AND PLEDGE OF ALLEGIANCE

FILING OF THE JOURNAL

EXECUTIVE SESSION

Pursuant to Ohio Revised Code 121.22(G)(1)

MS. OWENS

1. [202600036](#) **ORDINANCE**, submitted by Councilmember Owens, **MODIFYING** the provisions of Chapter 1041, "Environmental Advisory Board," of the Cincinnati Municipal Code by **AMENDING** Section 1041-5, "Board membership, meetings, and governance," to increase the maximum number of Environmental Advisory Board members.

Recommendation BUDGET, FINANCE & GOVERNANCE COMMITTEE

Sponsors: Owens

CITY MANAGER

2. [202600002](#) **REPORT**, dated 1/7/2026, submitted by Sheryl M. M. Long, City Manager, regarding Special Event Permit Application for Red Leprechaun 2026 St. Patrick's Day Block Party.

Recommendation FILE

Sponsors: City Manager

3. [202600003](#) **REPORT**, dated 1/7/2026, submitted by Sheryl M. M. Long, City Manager, regarding Special Event Permit Application for Queen City Slam 2026.

Recommendation FILE

Sponsors: City Manager

4. [202600004](#) **REPORT**, dated 1/7/2026, submitted Sheryl M. M. Long, City Manager, regarding Sawyer Point Playground Replacement. (Reference Document # 202402487)

Recommendation BUDGET, FINANCE & GOVERNANCE COMMITTEE

Sponsors: City Manager

5. [202600005](#) **REPORT**, dated 1/7/2026, submitted Sheryl M. M. Long, City Manager, regarding the Finance and Budget Monitoring Report for the Period Ending September 30, 2025.

Recommendation BUDGET, FINANCE & GOVERNANCE COMMITTEE

Sponsors: City Manager

6. [202600006](#) **ORDINANCE (EMERGENCY)** submitted by Sheryl M. M. Long, City Manager, on 1/7/2026, **DESIGNATING** the Brinker Building located at 4030 Glenway Avenue in the West Price Hill neighborhood as a local historic landmark.

Recommendation HOUSING & GROWTH COMMITTEE

Sponsors: City Manager

7. [202600012](#) **REPORT**, dated 1/7/2026, submitted by Sheryl M. M. Long, City Manager, regarding Special Event Permit Application for. Bockfest 2026.

Recommendation FILE

Sponsors: City Manager

8. [202600013](#) **REPORT**, dated 1/7/2026 submitted by Sheryl M. M. Long, City Manager, on a communication from the State of Ohio, Division of Liquor Control, advising of a permit application for BT NATURALS LLC, 309 VINE ST SUITE 201. (08978465-3, TRFO, D-5) [OBJECTIONS: YES]

Recommendation FILE

Sponsors: City Manager

9. [202600014](#) **ORDINANCE (EMERGENCY)** submitted by Sheryl M. M. Long, City Manager, on 1/7/2026, **AUTHORIZING** a payment of \$14,750 from the Cincinnati Police Department Criminal Activity Forfeiture - State Fund non-personnel operating budget account no. 369x227x4010x7299 as a moral obligation to The S.T.A.R. Chapter Foundation, Inc. for outstanding charges related to the Rising STAR Youth Bowling Program, which was awarded funding through the City's Community Preventive Education Program.

Recommendation BUDGET, FINANCE & GOVERNANCE COMMITTEE

Sponsors: City Manager

10. [202600015](#) **ORDINANCE (EMERGENCY)** submitted by Sheryl M. M. Long, City Manager, on 1/7/2026, **AUTHORIZING** the City Manager to accept an in-kind donation of six Trek Service Electric mountain bikes valued collectively at approximately \$30,000 and one bicycle towable REX-1 stretcher and towing accessories valued at approximately \$3,700 to be used by the Cincinnati Fire Department's Emergency Medical Bike Unit.

Recommendation BUDGET, FINANCE & GOVERNANCE COMMITTEE

Sponsors: City Manager

11. [202600016](#) **REPORT**, dated 1/7/2026, submitted by Sheryl M. M. Long, City Manager, regarding Special Event Permit Application for 58th Annual Cincinnati St. Patrick's Parade.

Recommendation FILE**Sponsors:** City Manager

12. [202600017](#) **ORDINANCE** submitted by Sheryl M. M. Long, City Manager, on 1/7/2026, **AMENDING** Ordinance No. 129-2022 to increase the amount of a grant sub-award that the City Manager is authorized to apply for, accept, and appropriate from \$36,000 to \$38,515 because the Cincinnati Police Department provided more services than originally anticipated pursuant to a FY 2022 Improving Criminal Justice Responses to Domestic Violence, Dating Violence, Sexual Assault, and Stalking Program (ALN 16.590) grant.

Recommendation BUDGET, FINANCE & GOVERNANCE COMMITTEE**Sponsors:** City Manager

13. [202600018](#) **ORDINANCE (EMERGENCY)** submitted by Sheryl M. M. Long, City Manager, on 1/7/2026, **AUTHORIZING** the transfer and appropriation of \$79,345.81 from the unappropriated surplus of Miscellaneous Permanent Improvement Fund 757 to existing capital improvement program project account no. 980x981x262534, "Fleet Replacements - Obsolete," to acquire automotive and motorized equipment using proceeds from the sale and subrogation of obsolete automotive and motorized equipment.

Recommendation BUDGET, FINANCE & GOVERNANCE COMMITTEE**Sponsors:** City Manager

14. [202600019](#) **REPORT**, dated 1/7/2026 submitted by Sheryl M. M. Long, City Manager, on a communication from the State of Ohio, Division of Liquor Control, advising of a permit application for VIRK TRADING LLC, dba 420 SMOKE TIME, 2613 SHORT VINE ST. (#10004947-1, C-1, C-2, NEW) [OBJECTIONS: YES]

Recommendation FILE**Sponsors:** City Manager

15. [202600020](#) **RESOLUTION (LEGISLATIVE) (EMERGENCY)** submitted by Sheryl M. M. Long, City Manager, on 1/7/2026, **DESIGNATING** specific City personnel to request advances from the Auditor of Hamilton County as required by Sections 321.34 of the Ohio Revised Code; and **REQUESTING** that the Auditor of Hamilton County draw and the Treasurer of Hamilton County pay on such draft to the Treasurer of the City of Cincinnati weekly, beginning January 6, 2026, funds derived from such taxes which may be in the county treasury to the account of the City of Cincinnati.

Recommendation BUDGET, FINANCE & GOVERNANCE COMMITTEE**Sponsors:** City Manager

16. [202600021](#) **ORDINANCE** submitted by Sheryl M. M. Long, City Manager, on 1/7/2026, **DEDICATING, ACCEPTING, AND CONFIRMING** the dedication to public use of an approximately 0.0656-acre tract of real property as a portion of Beechmont Avenue, a public right-of-way for street purposes in the Mt. Washington neighborhood of Cincinnati.

Recommendation BUDGET, FINANCE & GOVERNANCE COMMITTEE

Sponsors: City Manager

17. [202600024](#) **REPORT**, dated 1/7/2026, submitted by Sheryl M. M. Long, City Manager, regarding Special Event Permit Application for Run Like Hell 5K.

Recommendation FILE

Sponsors: City Manager

18. [202600026](#) **REPORT**, dated 1/7/2026, submitted by Sheryl M. M. Long, City Manager, regarding Special Event Permit Application for 3rd Annual Lytle Park Wine & Food Festival.

Recommendation FILE

Sponsors: City Manager

19. [202600028](#) **REPORT**, dated 1/7/2026, submitted by Sheryl M. M. Long, City Manager, regarding Special Event Permit Application for Crown and Current Music Festival.

Recommendation FILE

Sponsors: City Manager

20. [202600029](#) **REPORT**, dated 1/7/2026, submitted by Sheryl M. M. Long, City Manager, regarding Special Event Permit Application for Walk to End Alzheimer's Cincinnati Tri-State.

Recommendation FILE

Sponsors: City Manager

21. [202600030](#) **ORDINANCE (EMERGENCY)** submitted by Sheryl M. M. Long, City Manager, on 1/7/2026 **AUTHORIZING** the payment of \$4,742.50 from Emergency Communications Center General Fund non-personnel operating budget account no. 050x103x0000x7418 as a moral obligation payment to CentralSquare Technologies, LLC (dba Trittech Software Systems) for the annual maintenance fees associated with the Field Ops software during FY 2024 and FY 2025.

Recommendation BUDGET, FINANCE & GOVERNANCE COMMITTEE

Sponsors: City Manager

22. [202600031](#) **ORDINANCE (EMERGENCY)** submitted by Sheryl M. M. Long, City Manager, on 1/7/2026, **AUTHORIZING** a payment of \$4,675 from Cincinnati Recreation Commission Recreation Special Activities Fund non-personnel operating budget account no. 323x199x1910x7289 to Juggler Dave and Friends, LLC as a moral obligation for outstanding charges for entertainment services provided between June and August 2025.

Recommendation BUDGET, FINANCE & GOVERNANCE COMMITTEE

Sponsors: City Manager

23. [202600032](#) **ORDINANCE (EMERGENCY)** submitted by Sheryl M. M. Long, City Manager, on 1/7/2026, **ESTABLISHING** new capital improvement program project account no. 985x195x261947, "Golf Facilities Improvements," to provide resources for building improvements, pavement installation, and irrigation enhancements at City-owned golf courses; **ESTABLISHING** new capital improvement program project account no. 985x195x261948, "Golf Equipment," to provide resources for equipment acquisition for operating and maintaining City-owned golf courses, including but not limited to golf carts and agronomic equipment; **AUTHORIZING** the transfer and return to source of \$4,179,267.75 from capital improvement program project account no. 985x195x251922, "Neumann Clubhouse Replacement," to the unappropriated surplus of Park and Recreation Improvement Bond Fund 860; **AUTHORIZING** the transfer and appropriation of \$4,179,267.75 from the unappropriated surplus of Park and Recreation Improvement Bond Fund 860 to newly established capital improvement program project account no. 985x195x261947, "Golf Facilities Improvements," to provide resources for building improvements, pavement installation, and irrigation enhancements at City-owned golf courses; **AUTHORIZING** the transfer and appropriation of \$1,000,000 from the unappropriated surplus of Municipal Golf Activities Fund 105 to newly established capital improvement program project account no. 985x195x261947, "Golf Facilities Improvements," to provide resources for building improvements, pavement installation, and irrigation enhancements at City-owned golf courses; and **AUTHORIZING** the transfer and appropriation of \$1,500,000 from the unappropriated surplus of Municipal Golf Activities Fund 105 to newly established capital improvement program project account no. 985x195x261948, "Golf Equipment," to provide resources for equipment acquisition for operating and maintaining City-owned golf courses, including but not limited to golf carts and agronomic equipment.

Recommendation BUDGET, FINANCE & GOVERNANCE COMMITTEE

Sponsors: City Manager

24. [202600044](#) **ORDINANCE** submitted by Sheryl M. M. Long, City Manager, on 1/7/2026, **MODIFYING** Chapter 509, "Parking Meters," of the Cincinnati Municipal Code by **AMENDING** Sections 509-2, "Types of Parking Meters," 509-5, "Parking in Metered Spaces or Spaces Requiring Payment," and 509-7, "Unmetered Parking," to update the on-street parking requirements in the Cincinnati Municipal Code with current best practices and useful technology for the parking industry.

Recommendation BUDGET, FINANCE & GOVERNANCE COMMITTEE

Sponsors: City Manager

25. [202600045](#) **REPORT**, dated 1/7/2026 submitted by Sheryl M. M. Long, City Manager, on a communication from the State of Ohio, Division of Liquor Control, advising of a permit application for Sundry & Vice LLC, 18 W 13th St (# 10009369-1, TRFO, D5 D6) [Objections: None].

Recommendation FILE

Sponsors: City Manager

26. [202600046](#) **REPORT**, dated 1/7/2026 submitted by Sheryl M. M. Long, City Manager, on a

communication from the State of Ohio, Division of Liquor Control, advising of a permit application for TWB Cincinnati LLC, DBA Toms Watch Bar, 175 Joe Nuxhall Way. (#10006013-1, TRFO, D5J) [Objections: Yes]

Recommendation FILE

Sponsors: City Manager

27. [202600047](#) **REPORT**, dated 1/7/2026 submitted by Sheryl M. M. Long, City Manager, on a communication from the State of Ohio, Division of Liquor Control, advising of a permit application for Vapor Beverage Division 5345 Medpace Way, 5345 Medpace Way. (#10009774-1, TRFO, D-5A,) [Objections: None]

Recommendation FILE

Sponsors: City Manager

28. [202600048](#) **REPORT**, dated 1/7/2026 submitted by Sheryl M. M. Long, City Manager, on a communication from the State of Ohio, Division of Liquor Control, advising of a permit application for WBG3 LLC, DBA Wings Bar & Grill, 6000 Montgomery Rd Unit 1. (#10010483-1, New, D5-J) [Objections None]

Recommendation FILE

Sponsors: City Manager

29. [202600049](#) **REPORT**, dated 1/7/2026 submitted by Sheryl M. M. Long, City Manager, on a communication from the State of Ohio, Division of Liquor Control, advising of a permit application for Taco Lab LLC, DBA Taco Lab, 165 W McMillan Street Suite 100. (#08776985-2, New, D5J) [Objections: None]

Recommendation FILE

Sponsors: City Manager

30. [202600050](#) **REPORT**, dated 1/7/2026, submitted by Sheryl M. M. Long, City Manager, regarding Cincy On Track Funded Project Statuses. (Reference Document # 202501820)

Recommendation BUDGET, FINANCE & GOVERNANCE COMMITTEE

Sponsors: City Manager

CLERK OF COUNCIL

31. [202600009](#) **REGISTRATION**, submitted by the Clerk of Council from Legislative Agent George Glover, Government Affairs, Sr Government Relations Advisor, 225 E Fifth Street, Suite 1900 Cincinnati, Ohio 45202. (TERMINATION)

Recommendation FILE

Sponsors: Clerk of Council

32. [202600010](#) **REGISTRATION**, submitted by the Clerk of Council from Legislative Agent Hector Soliman-Valdez, Government Affairs, Director of Local Government Affairs, c/o 28 Liberty Ship Way, Suite 28/15, Sausalito, CA 94965. (FLOCK SAFETY)

Recommendation FILE

Sponsors: Clerk of Council

33. [202600011](#) **REGISTRATION**, submitted by the Clerk of Council from Legislative Agent Roland Vaughn, Government Affairs, Government & Public Affairs

Professional, c/o 28 Liberty Ship Way, Suite 28/15, Sausalito, CA 94965.
(FLOCK SAFETY)

Recommendation FILE

Sponsors: Clerk of Council

ANNOUNCEMENTS

Adjournment

Meeka Owens

Date: January 7, 2026

To: Councilmember Meeka Owens

From: Emily Smart Woerner, City Solicitor *EESW*

Subject: **Ordinance – Amending CMC 1401-5 Regarding Environmental Advisory Board**

Transmitted herewith is an ordinance captioned as follows:

MODIFYING the provisions of Chapter 1041, “Environmental Advisory Board,” of the Cincinnati Municipal Code by **AMENDING** Section 1041-5, “Board membership, meetings, and governance,” to increase the maximum number of Environmental Advisory Board members.

EESW/CNS(dbr)
Attachment
4922-1708-4802

City of Cincinnati

An Ordinance No. _____

CNS

EESW

- 2025

MODIFYING the provisions of Chapter 1041, “Environmental Advisory Board,” of the Cincinnati Municipal Code by **AMENDING** Section 1041-5, “Board membership, meetings, and governance,” to increase the maximum number of Environmental Advisory Board members.

WHEREAS, on April 12, 2023, Council passed Ordinance No. 121-2023, which established Cincinnati’s Environmental Advisory Board to promote awareness of environmental and sustainability issues in Cincinnati; serve as a public advocate for the City’s Office of Environment and Sustainability; and assist the Office of Environment and Sustainability in implementing the recommendations of the Green Cincinnati Plan; and

WHEREAS, after continued engagement with Environmental Advisory Board members and persons interested in becoming board members, Council finds it necessary to increase the maximum number of Environmental Advisory Board members to provide greater opportunity for inclusion of diverse and qualified board members to support Cincinnati as a leader in sustainability policy and city-level climate change initiatives; now, therefore,

BE IT ORDAINED by the Council of the City of Cincinnati, State of Ohio:

Section 1. That Section 1041-5, “Board membership, meetings, and governance,” of Chapter 1041, “Environmental Advisory Board,” of the Cincinnati Municipal Code is amended as follows:

Sec. 1041-5. – Board membership, meetings, and governance.

- (a) The city manager shall appoint the members of the environmental advisory board. The environmental advisory board shall consist of a minimum of nine and a maximum of ~~fourteen~~nineteen members, with a majority of currently serving members creating a quorum. The members shall be diverse in terms of race, ethnicity, gender, and age, and shall be professionally involved in environmental and sustainability projects and issues or community advocates for such projects and issues. Members shall serve without compensation. The city manager shall take into account and reflect the priorities of the Green Cincinnati Plan when appointing members and shall prefer stakeholders who are personally or professionally focused on such priorities for appointment.
- (b) The director of the office of environment and sustainability or the director’s designee shall be an ex-officio board member who shall not vote and shall not count as one of the ~~fourteen~~ board members appointed by the city manager.

- (c) In the environmental advisory board's first year, the city manager shall appoint up to five members for a term of three years, up to five members for a term of two years, and up to four members for a term of one year, so that approximately one-third of the positions shall be eligible for renewal or replacement each year. Upon the expiration of the initial term of each member, each member's appointment may be renewed for up to two additional three-year terms. Members may hold over until the appointment of a successor member, but for not more than a period of six months. The city manager shall make appointments to fill vacancies caused by the death or resignation of members in unexpired terms.
- (d) The environmental advisory board shall meet on a quarterly basis or more frequently as needed. All meetings shall be public meetings.
- (e) The environmental advisory board is authorized to pass by laws or other regulations governing the board, provided that such bylaws or regulations do not conflict with any provision of the municipal code.
- (f) The environmental advisory board, through its bylaws, shall establish a structure of standing committees with specific areas of responsibility for accomplishing the mission and duties of the board. The board shall elect a chair, who shall be responsible for setting the board's agenda. The chair shall consult with the director of the office of environment and sustainability in developing the board's agenda.

Section 2. That this ordinance shall take effect and be in force from and after the earliest time allowed by law.

Passed: _____, 2026

Aftab Pureval, Mayor

Attest: _____
Clerk

Deletions are indicated by strikethrough; additions are indicated by underline.

Date: January 7, 2026

To: Mayor and Members of City Council
From: Sheryl M. M. Long, City Manager
Subject: **SPECIAL EVENT PERMIT APPLICATION: Red Leprechaun 2026 St. Patrick's Day Block Party**

202600002

In accordance with Cincinnati Municipal Code, Chapter 765; Lori Salzarulo has submitted a Special Event Permit Application Form to the Chief of Police. The Special Event Permit Application has been reviewed by the following department(s): Cincinnati Police Department, Fire Department, Health Department, Parks Department, Department of Building and Inspections, Department of Community and Economic Development, Department of Finance, Department of Public Services, and Department of Transportation and Engineering. There are no objections to issuing the Special Events Permit.

The particulars of the requested event are as indicated:

EVENT NAME/TITLE: Red Leprechaun 2026 St. Patrick's Day Block Party
EVENT SPONSOR/PRODUCER: Red Leprechaun
CONTACT PERSON: Lori Salzarulo
LOCATION: Freedom Way between Rosa Parks and Race
DATE(S) AND TIME(S): 03/14/2026 2:00pm—03/14/2026 11:00pm
03/15/2026 12:00pm—03/15/2026 4:00pm
03/17/2026 12:00pm—03/17/2026 11:00pm

EVENT DESCRIPTION: Community event to celebrate St. Patrick's Day weekend/Day
ANTICIPATED ATTENDANCE: 750
ALCOHOL SALES: ☐ YES. ☒ NO.
TEMPORARY LIQUOR PERMIT HOLDER IS:

cc: Lieutenant Colonel Adam D. Hennie, Interim Police Chief

Date: January 7, 2026

To: Mayor and Members of City Council 202600003
From: Sheryl M. M. Long, City Manager
Subject: **SPECIAL EVENT PERMIT APPLICATION: Queen City Slam 2026**

In accordance with Cincinnati Municipal Code, Chapter 765; Jerusha Kesler has submitted a Special Event Permit Application Form to the Chief of Police. The Special Event Permit Application has been reviewed by the following department(s): Cincinnati Police Department, Fire Department, Health Department, Parks Department, Department of Building and Inspections, Department of Community and Economic Development, Department of Finance, Department of Public Services, and Department of Transportation and Engineering. There are no objections to issuing the Special Events Permit.

The particulars of the requested event are as indicated:

EVENT NAME/TITLE: Queen City Slam 2026
EVENT SPONSOR/PRODUCER: City of Cincinnati
CONTACT PERSON: Jerusha Kesler
LOCATION: Banks DORA
DATE(S) AND TIME(S): 08/08/2026 8:30am—08/08/2026 5:00pm
EVENT DESCRIPTION: The Mayor's 5th Annual 3 on 3 basketball tournament.
ANTICIPATED ATTENDANCE: 500
ALCOHOL SALES: ☐ YES. ☒ NO.
TEMPORARY LIQUOR PERMIT HOLDER IS:

cc: Lieutenant Colonel Adam D. Hennie, Interim Police Chief

January 7, 2025

To: Mayor and Members of City Council 202600004
From: Sheryl M.M. Long, City Manager
Subject: Sawyer Point Playground Replacement

REFERENCE DOCUMENT #202402487

City Council, at its session on December 11, 2024, referred the following item for review and report:

MOTION, submitted by Councilmembers Cramerding and Albi, WE MOVE that the administration prepare a report in the wake of the fire and destruction of the 1,000 hands playground at Sawyer Point, resulting in the damage and closure of the I-471 Daniel Carter Beard Bridge. The report should address options for restoring this significant resource for the families of Cincinnati and include the following:

- 1) The resources, timeline and alternative possible locations necessary for the replacement of the playground, including other possible uses for the former site;
- 2) The possibility that the replacement playground could be themed to support the 2025 River Roots celebration;
- 3) In the spirit of the “1,000 hands concept” that built the original playground, the possibility that the rebuild could utilize volunteer labor;
- 4) Options for the new playground to be as accessible as possible so it can be available for children of all abilities.

OVERVIEW

Work is well underway to replace the iconic 1,000 Hands Playground in Sawyer Point Park, which was suddenly and tragically lost to a massive fire. The project represents a generational opportunity to create a uniquely Cincinnati destination for park users of all ages, and a wide range of abilities, to enjoy.

The new playground is being designed with partner [Midstates Recreation](#), who is under contract and has begun work on the project. They are the exclusive regional provider of [Earthscape](#), known for crafting inspiring natural playgrounds that encourage creative play and meaningful social interaction. In addition, Parks is in the process of retaining [MKSK](#), a leading landscape architect firm to help advise and design accessibility to and from the new playground, as well as to help design a longer term plan for the former playground site under the 471 bridge and surrounding areas in Sawyer Point Park.

ENGAGEMENT

Earlier this year, Parks asked for public feedback about what they loved about Sawyer Point and their ideas for how to design the new playground. Almost 500 responses were received from individuals all over the region. This feedback was shared with Midstates and Earthscape to inform the development of the attached initial concept sketches. These initial concepts are not what the completed playground will ultimately become. These conceptual sketches represent explorations of the playground's flagship piece. In future iterations, more complimentary elements informed by community input will be added to fill out the playground experience.

The full summary of the initial feedback received may be found [here](#). Key themes included:

- **Connection to the Riverfront:** The riverwalk, water access, and scenic views were frequently mentioned.
- **Park Activities:** Events, music, school field trips, pickleball, fireworks, and volleyball were highlighted as favorite Sawyer Point experiences.
- **Safety & Comfort:** Shade, fencing, and weather protection were valued features.
- **Playground Themes:** Riverboats, nature and local animals, Cincinnati's industrial history (including flying pigs and soap), and castles (a nod to the original playground) topped the list.
- **Desired Features:** Swings, slides, climbing structures, shaded areas, and water play elements were favorites.

With the design process now underway, Cincinnati Parks is again asking for public input to ensure the new playground reflects the community's vision. The public is encouraged to share their thoughts on the themes, features, and elements that will make this playground a lasting source of Cincinnati pride. Feedback may be submitted using [this brief survey](#) by December 14, 2025.

RESOURCES

The estimated cost of the new playground is \$2.1 million, with funding to come from both public and private sources. Cincinnati Parks Foundation, the official philanthropic partner of Cincinnati Parks, is leading fundraising efforts. We currently Anyone interested in contributing to this generational project are encouraged to learn more about their fundraising efforts [here](#).

TIMELINE

The playground is tentatively planned to open in spring of 2027. The goal is to have the project design complete in early 2026. Fabrication of the custom equipment is expected to take 6-8 months followed by construction and installation. This schedule is dependent on fundraising as work to build and install the playground cannot commence until all the funding is received.

LOCATION

Parks staff conducted a location study of Sawyer Point to determine the best location and selected the area east of the former 1,000 Hands Playground site to the south of the volleyball

courts and pickleball/tennis courts. This was also the location of the original playground when Sawyer Point Park opened in 1988. This location offers between 11,000 and 14,000 sq ft and is centrally located within Sawyer Point with close connectivity to the Kroger Promenade, the P&G stage, the volleyball courts, the tennis and pickleball courts, the Schott Amphitheater, and the skating rink.

FORMER PLAYGROUND SITE

Cincinnati Parks regained control of the site of the former playground from ODOT in September 2025. Currently, it is being used as park space in a temporary condition created by Parks staff that includes gravel and mulch surfaces and basic landscaping. MKSK, the landscape architect, will work with Parks to develop the best long-term use for this space and the surrounding areas of Sawyer Point Park.

RIVER ROOTS THEME

Parks explored the possibility that the replacement playground be themed to support the 2025 River Roots celebration immediately after the fire. However, consultations with custom playground designers and builders revealed that creating a truly iconic and unique feature—essential for the envisioned signature project—could not be completed in time for the 2025 American River Roots Festival.

UTILIZING VOLUNTEER LABOR

In the spirit of the “1,000 hands concept” that built the original playground, Parks considered the possibility that the rebuild could utilize volunteer labor. In selecting a vendor, firms were chosen because of the iconic nature of their products. This custom-built project will require professional expertise to design and install. However, Parks wants to preserve the community-wide feel of the original playground, which is why a robust community engagement effort with multiple rounds of feedback is being carried out. The goal is for the community to feel like they had a hand in developing this design the same way so many had a hand in building the 1,000 Hands Playground.

It is worth noting Cincinnati Parks as a whole has a sizable volunteer program to aid in park improvements, programs, and events. Last year, 3,321 volunteers contributed 54,931 hours valued at \$1,911,049 in support of Cincinnati Parks projects and initiatives.

OPTIONS FOR AN ACCESSIBLE PLAYGROUND

Cincinnati Parks is committed to accessibility and continually seeks opportunities to create and enhance inclusive features for park users of all ages and abilities. The initial community feedback emphasized that accessibility and inclusion are shared priorities for this project. The new playground will feature a variety of unique and engaging accessible elements. Additionally, Parks is working with MKSK to design accessible routes to and from the playground and to explore ways to improve accessibility throughout the surrounding park.

CONCLUSION

Cincinnati Parks is moving forward with a bold vision for a thoughtfully designed, inclusive, and community-informed replacement for the 1,000 Hands Playground at Sawyer Point Park.

This project represents a unique opportunity to create something truly special and iconic along our riverfront serving the next generation of children and families. We appreciate the continued interest and support from the Mayor and City Council as the project advances over the next several months.

cc: Jason Barron, Parks Director

Attachments: Initial Sawyer Point Playground Conceptual Sketches



FOR IMMEDIATE RELEASE

December 4, 2025

MEDIA CONTACT: Rocky Merz, rocky.merz@cincinnati-oh.gov or 513.368.1620

New Sawyer Point Playground Conceptual Sketches Revealed Help Shape the Design

CINCINNATI, OH — Cincinnati Parks is excited to unveil the first conceptual sketches for the new playground at Sawyer Point, which will replace the beloved 1,000 Hands Playground tragically lost to fire last year. This project represents a once-in-a-generation opportunity to create a uniquely iconic play space that is imaginative, inclusive, and deeply rooted in Cincinnati's identity. The new playground is being designed with partner [Midstates Recreation](#), the exclusive regional provider of [Earthscape](#), known for crafting inspiring natural playgrounds that encourage creative play and meaningful social interaction.

What You Told Us

Alignment with what the community wants for this signature playground is critically important to creating something truly special for the entire region. Earlier this year, Parks asked the public for feedback about what they loved about Sawyer Point and their ideas for how to design the new playground. Almost 500 responses were received from individuals all over the area. This feedback was used to help create these initial sketches. The full summary of the feedback received may be found [here](#). Key themes included:

- **Connection to the Riverfront:** The riverwalk, water access, and scenic views were frequently mentioned.
- **Park Activities:** Events, music, school field trips, pickleball, fireworks, and volleyball were highlighted as favorite Sawyer Point experiences.
- **Safety & Comfort:** Shade, fencing, and weather protection were valued features.
- **Playground Themes:** Riverboats, nature & local animals, Cincinnati's industrial history (flying pigs and soap), and castles (a nod to the original playground) topped the list.
- **Desired Features:** Swings, slides, climbing structures, shaded areas, and water play elements were favorites.
- **Accessibility and Inclusion:** The community feedback emphasized accessibility and inclusion, which are priorities Cincinnati Parks shares for this project. The new playground will feature a variety of unique and engaging, inclusive, and accessible elements. Additionally, Parks is working with a landscape architect firm to design accessible routes

to and from the playground and explore to ways to improve accessibility throughout the surrounding park.

Help Us Build Something Extraordinary

With the design process now underway, Cincinnati Parks is again asking for public input to ensure the new playground reflects the community's vision. These initial sketches are not what the completed playground will ultimately become. These concepts represent explorations of the playground's flagship piece. In future iterations, more complimentary elements will be added to fill out the playground experience. Public feedback will be used to help shape the final design.

The public is encouraged to share their thoughts on the themes, features, and elements that will make this playground a lasting source of Cincinnati pride. Feedback may be submitted using [this brief survey](#) by December 14, 2025.

"We have a generational opportunity, and we for sure want to get it right. We are looking to build something that kids will love playing on, and is a cherished, marquee asset that is genuinely Cincinnati. The feedback we received so far was super helpful to us and that is why we're asking for your help once again." Said Jason Barron, Parks Director.

Cost and Fundraising

The estimated cost of the new playground is \$2.1 million, with funding to come from both public and private sources. Cincinnati Parks Foundation, the official philanthropic partner of Cincinnati Parks, is leading fundraising efforts. Anyone interested in contributing to help build the playground are encouraged to learn more about their fundraising efforts [here](#).


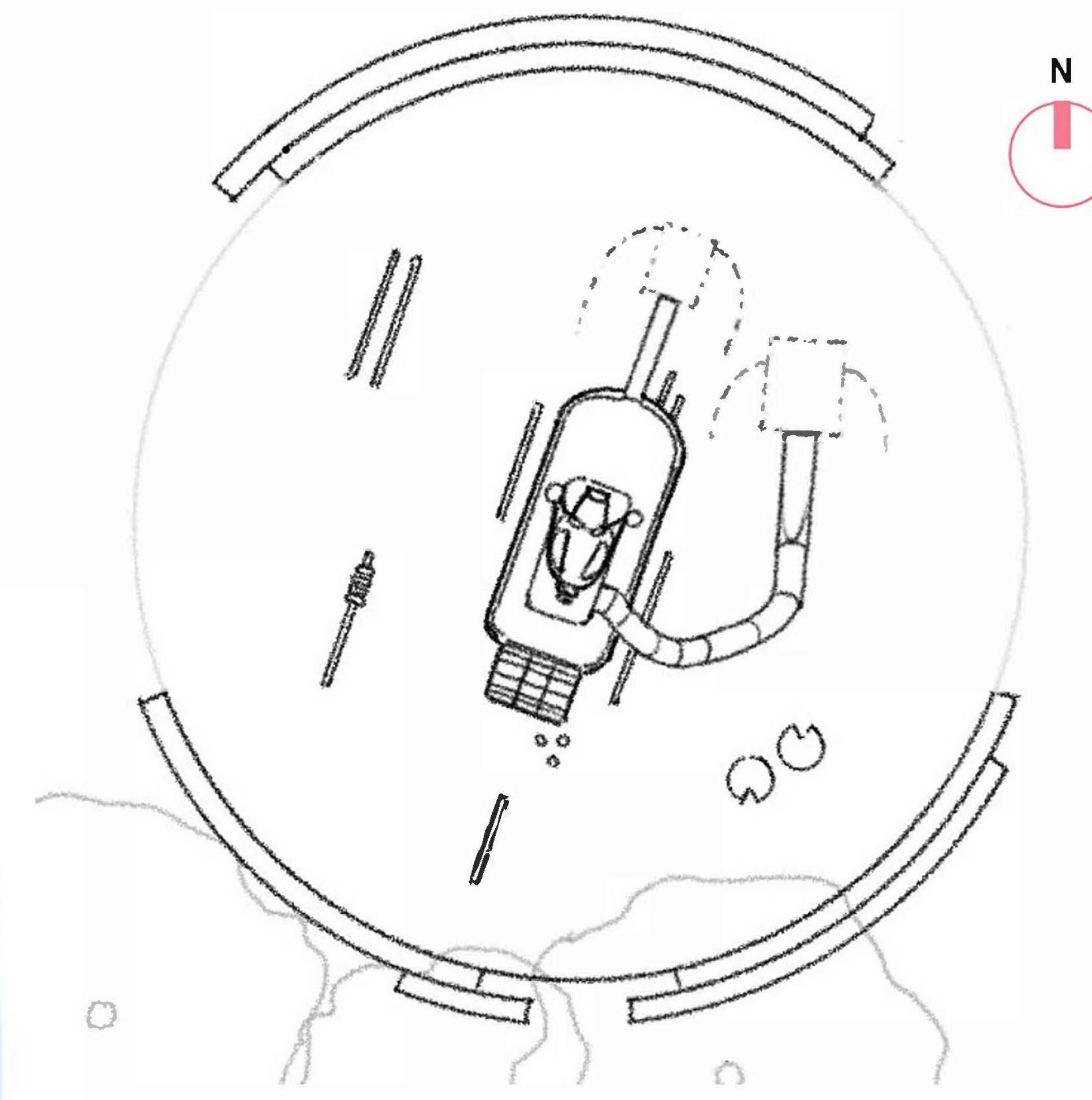

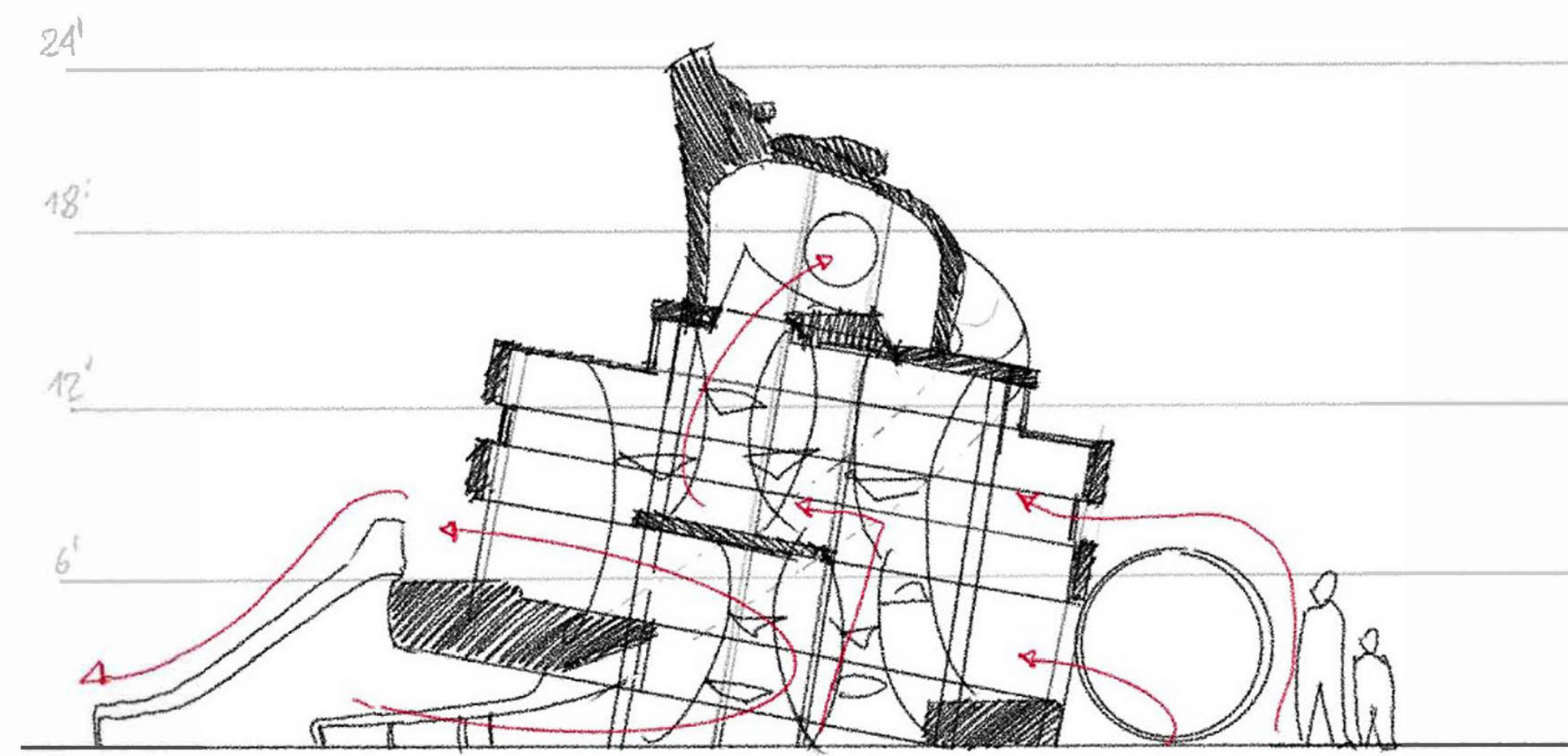
Timeline

The playground is tentatively planned to open in spring of 2027. The goal is to have the project design complete in early 2026. Fabrication of the custom equipment is expected to take 6-8 months followed by construction and installation. This schedule is dependent on fundraising as work to build and install the playground cannot commence until all the funding is received.

About the Destroyed Playground

Sawyer Point Park is one of the most heavily trafficked parks in Cincinnati, playing host to many signature events every year such as Oktoberfest, the Black Family Reunion, and the Pride Festival, among others. Constructed in 2003, the 1,000 Hands Playground was the premier playground for one of Cincinnati's premier parks. The playground featured a river theme with distinctive slides, tunnels, paddlewheel and tall stacks, as well as a rock-climbing wall, mazes, swings, and a small finger park inviting children to bring their own toys to the miniature town of "Playville."


###



CINCINNATI RIBBONS



RED OR PINK LINES
REPRESENTING
PIGS AND CITY OF
CINCINNATI



PIP SURFACING
DESIGN TO
ENHANCE THE
CONCEPT



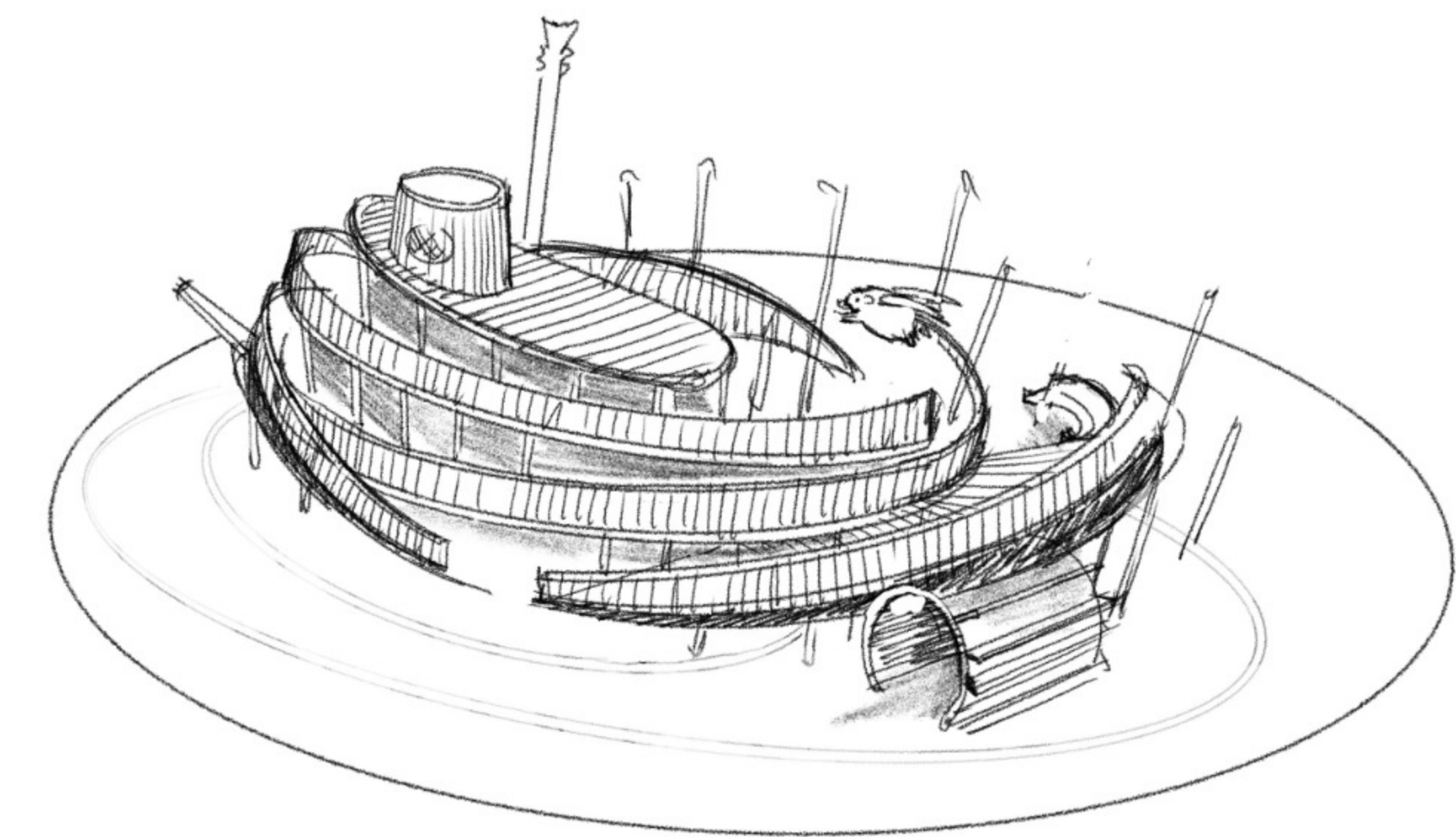
REINTERPRETATION
OF THE 1000 HANDS
PLAYGROUND
ABSTRACTED BOAT



PLAY FOCUSED ON
RUNNING AND
MOVING IN THE
SPACE



RED LINES AS
REPRESENTATION
OF SPEED

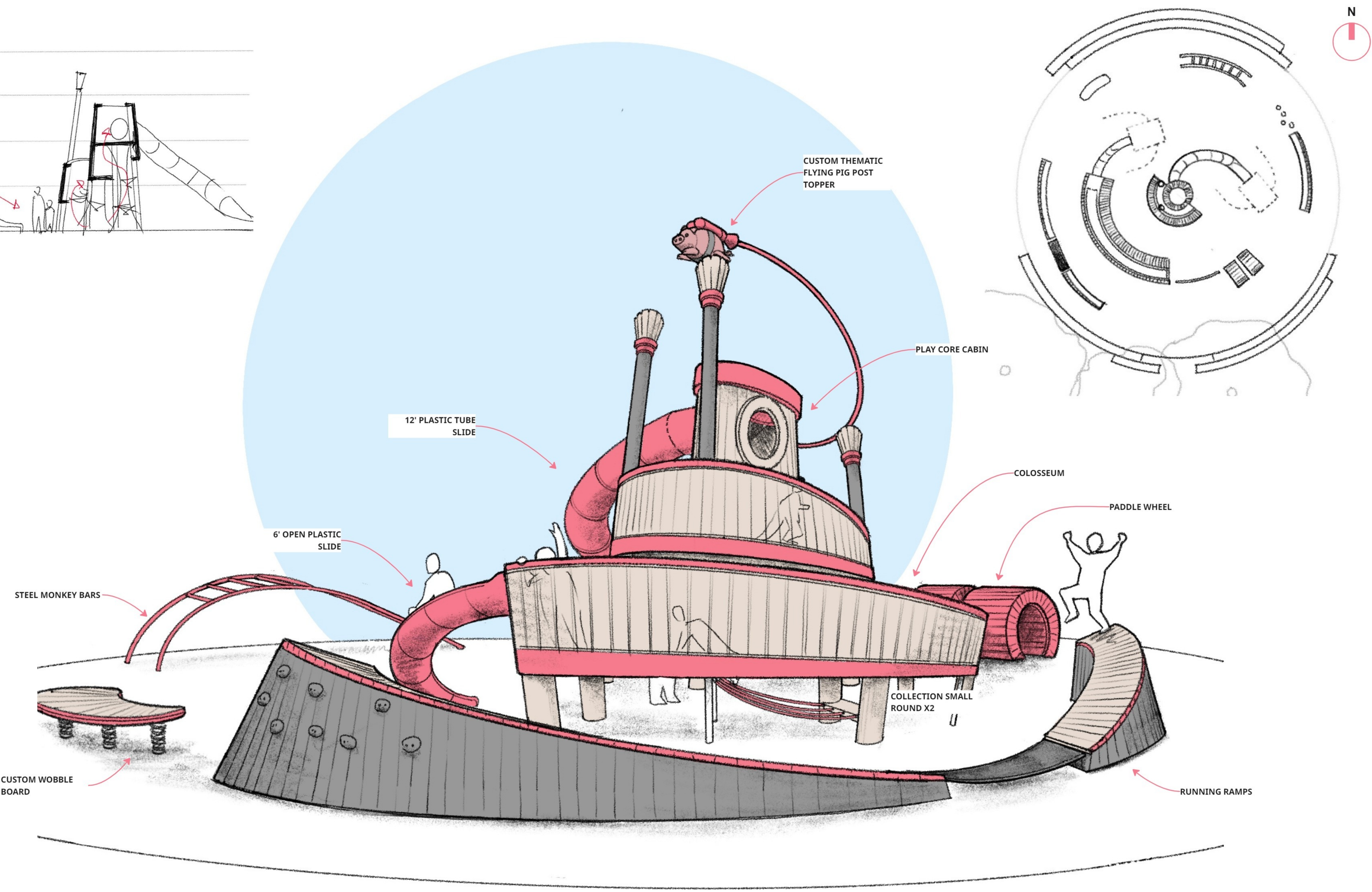
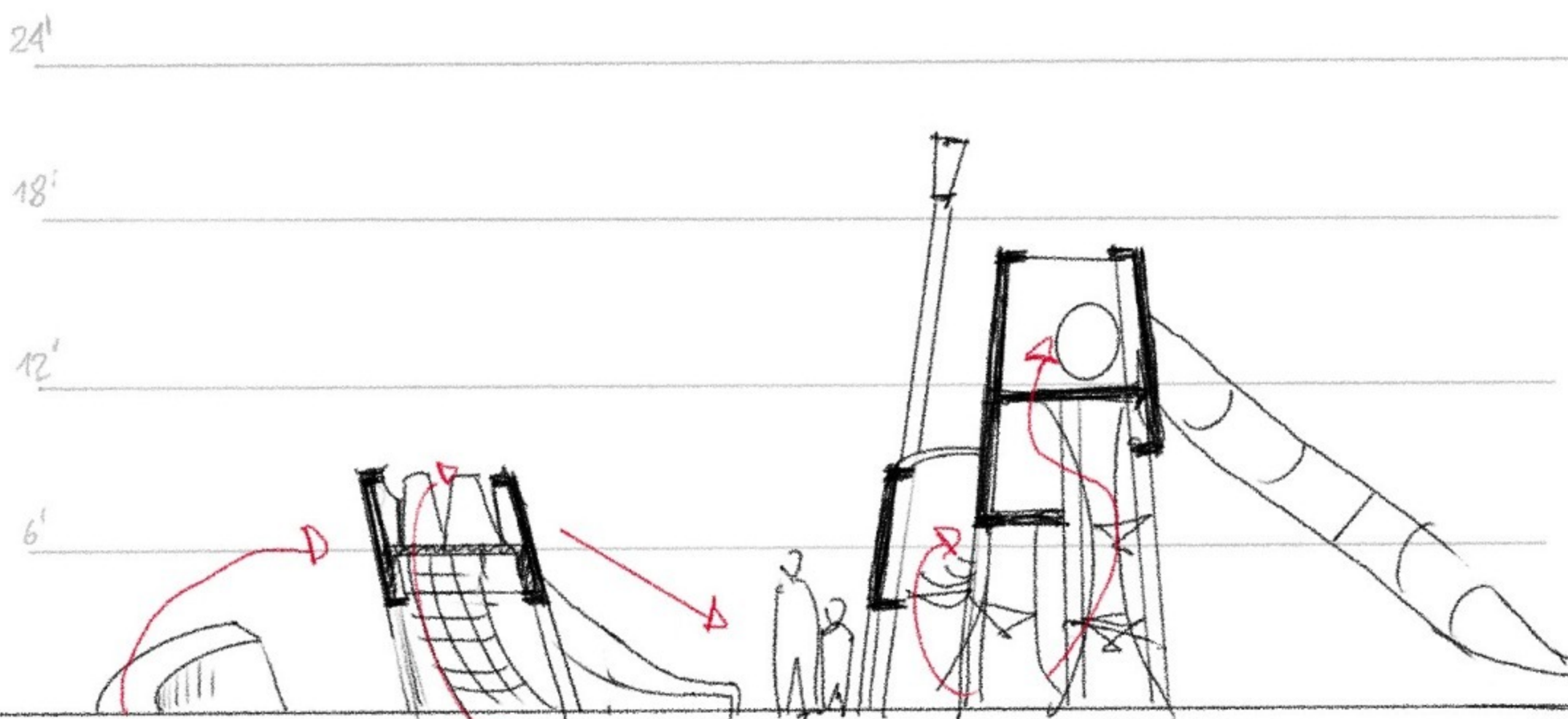


EXPLORATION SKETCH OF AN ABSTRACT STEAM BOAT
"EXPLODED" IN A LANDSCAPE OF LINES, RAMPS,
CORRIDORS AND BRIDGES



SAWYER POINT
CINCINNATI, OH

CINCINNATI RIBBONS
MOOD BOARD



SCALE COMPARISON
PENNANT PARK FOR
CENTRAL CORE AND
COLOSSEUM



SCALE COMPARISON
CANDELA
PLAYGROUND FOR
RAMPS



FLYING PIGS



DISCOVERY ICON



WOBBLE BOARD



JR SCULPTURE



POST TOPPER



JR CRITTER



SR SCULPTURE



SKETCH REPRESENTING A FLYING PIG JR SCULPTURE, AGE GROUP 2 TO 5 YEARS OLD

SUBTLE —————> OBVIOUS


PIG POWERED BOAT



REPRESENTATION
OF A STEAM BOAT



WIMSICAL
COMPOSITION OF
PIG AND BOAT




INCLUSION
THROUGH HUMOR


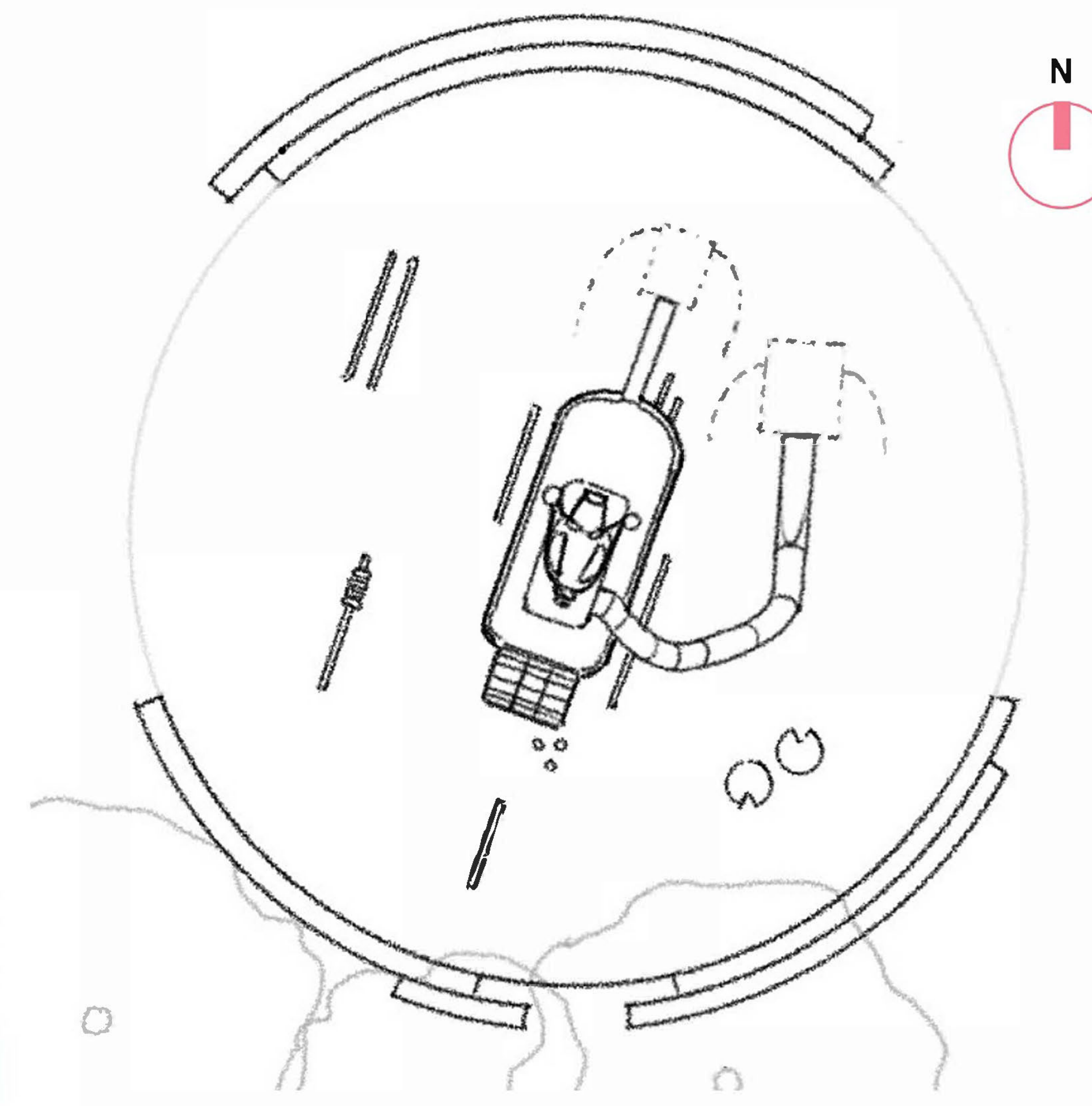
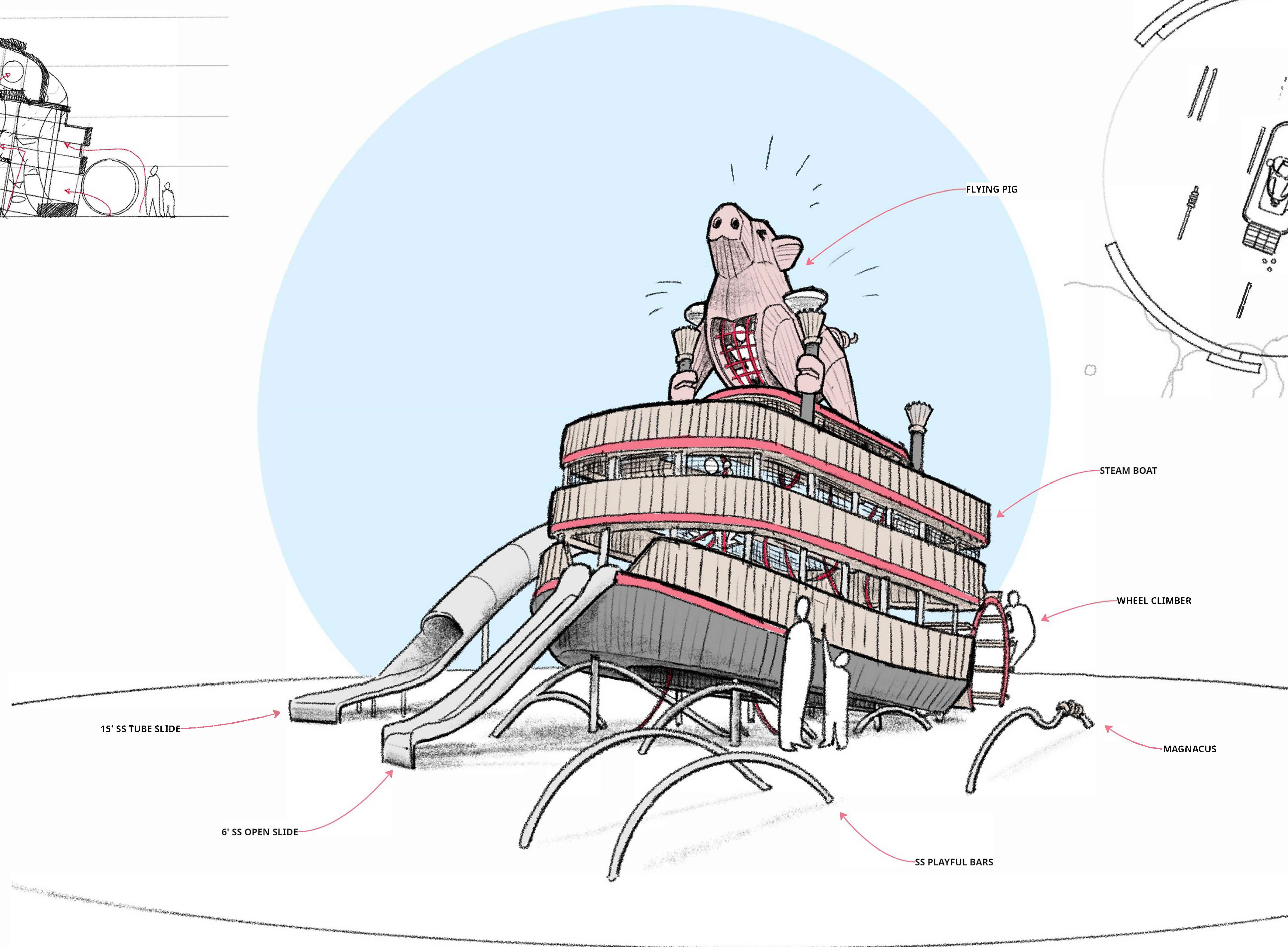
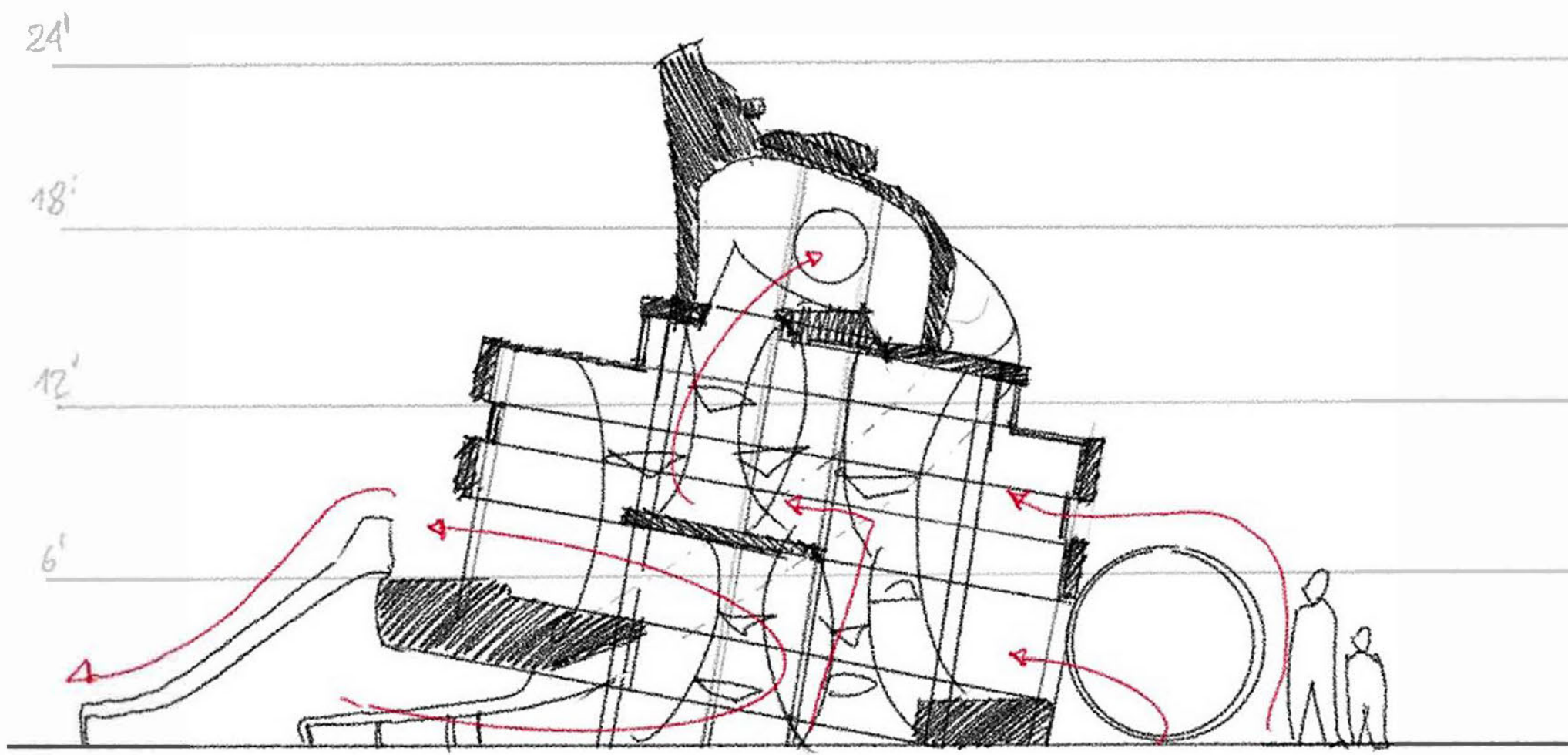
I WANT TO
BELIEVE



REPRESENTATION
OF THE FLYING PIG




EXPLORATION SKETCH OF A PIG LIFTING A STEAMBOAT
FROM THE RIVER



CINCINNATI RIBBONS




RED OR PINK LINES
REPRESENTING
PIGS AND CITY OF
CINCINNATI



PIP SURFACING
DESIGN TO
ENHANCE THE
CONCEPT



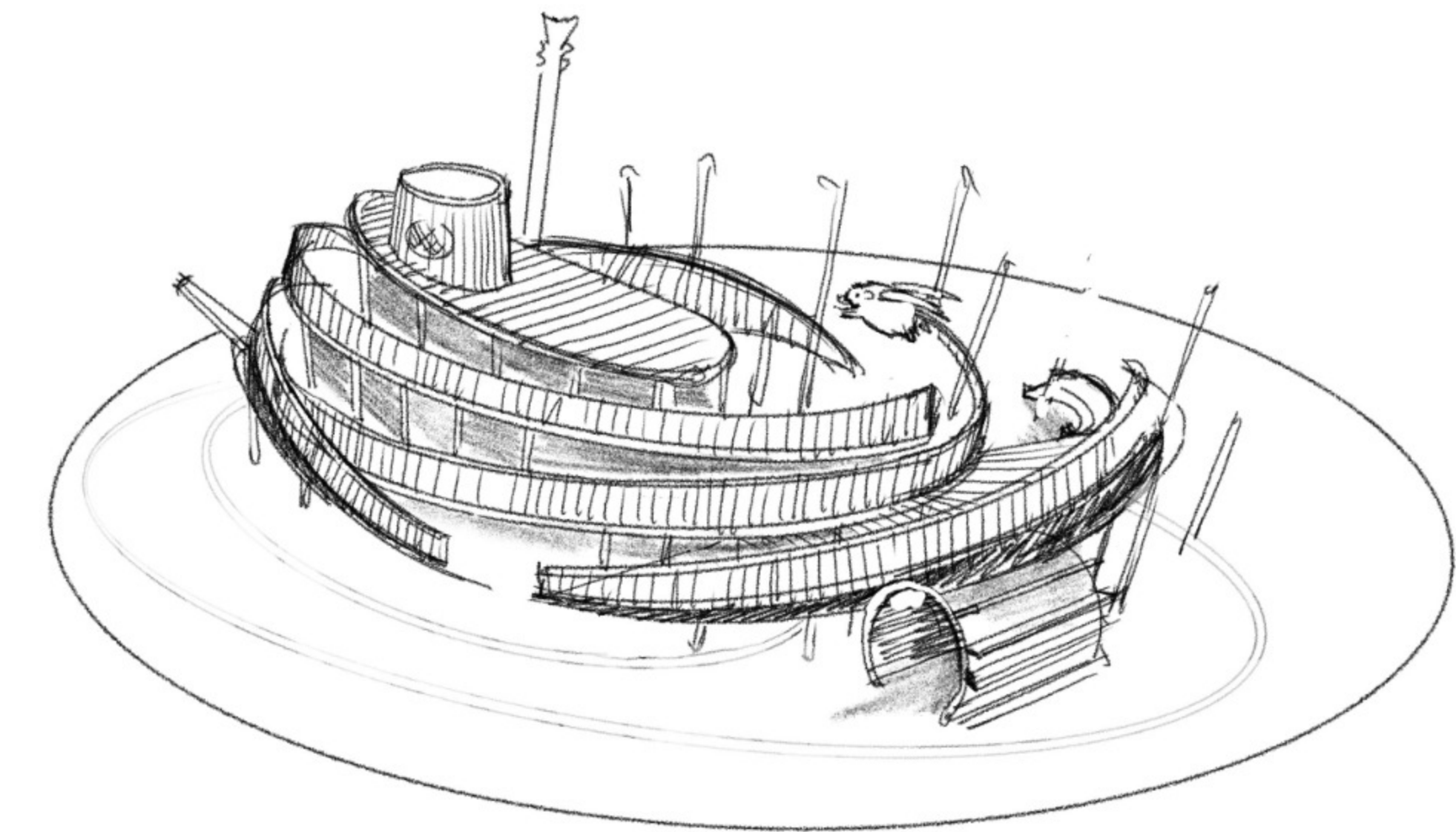
REINTERPRETATION
OF THE 1000 HANDS
PLAYGROUND
ABSTRACTED BOAT



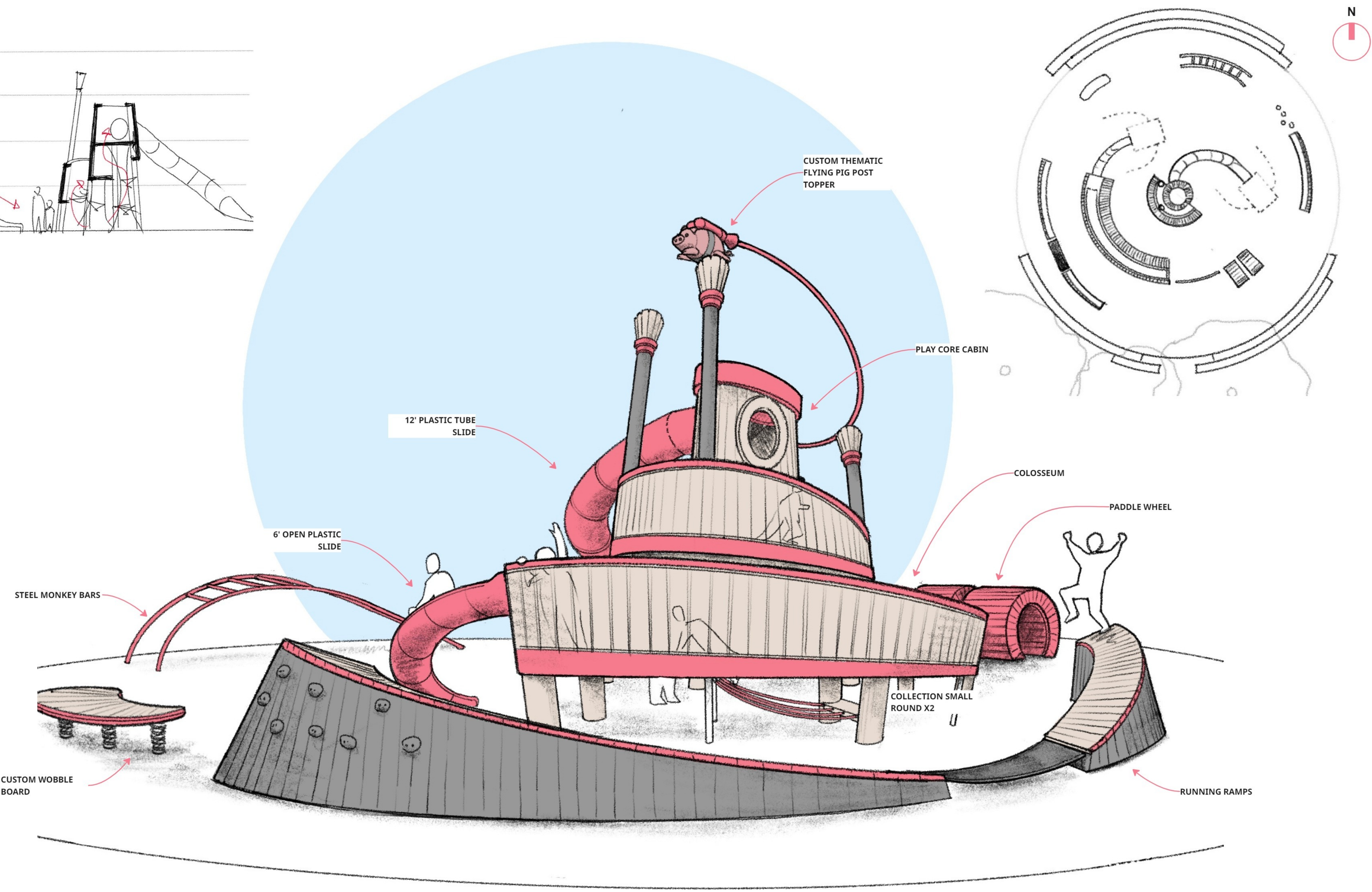
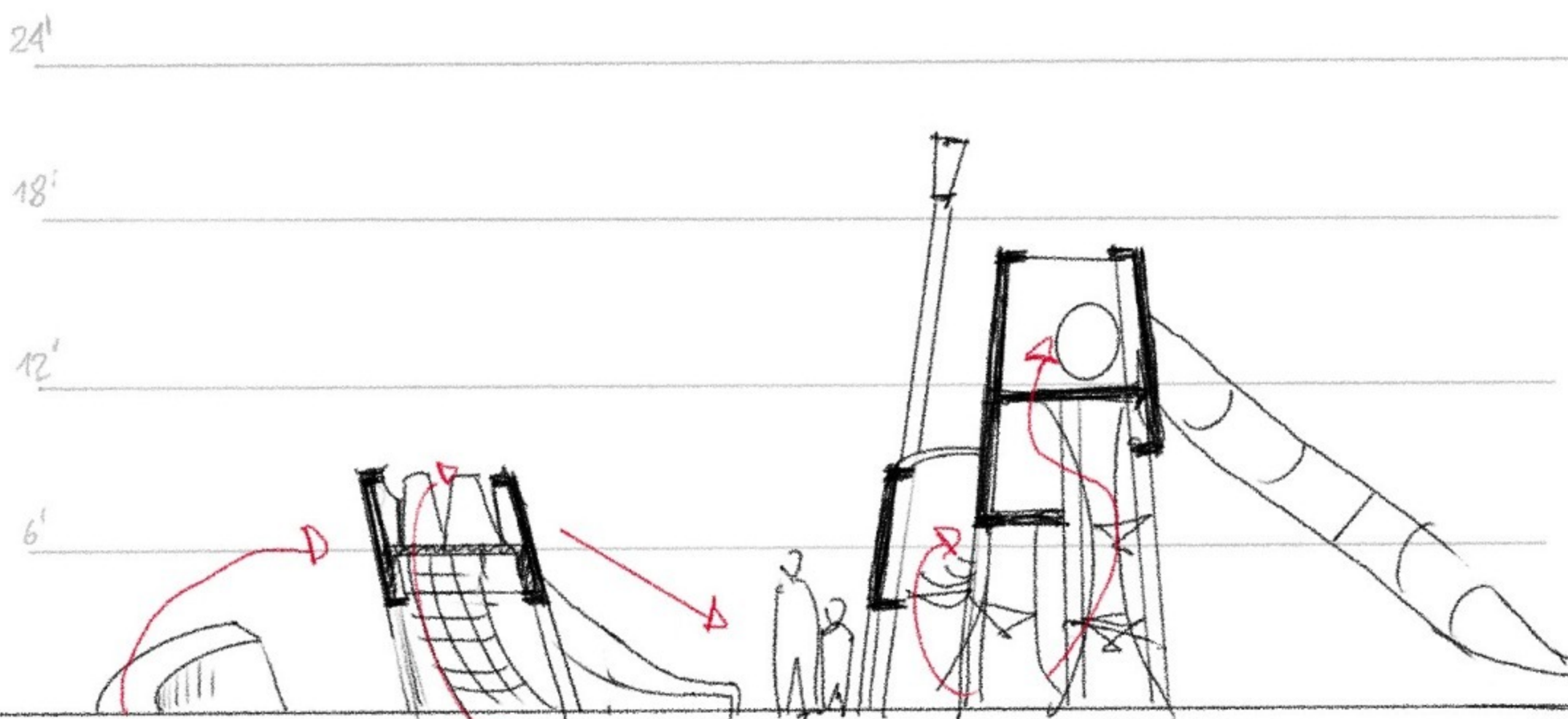
PLAY FOCUSED ON
RUNNING AND
MOVING IN THE
SPACE



RED LINES AS
REPRESENTATION
OF SPEED



EXPLORATION SKETCH OF AN ABSTRACT STEAM BOAT
"EXPLODED" IN A LANDSCAPE OF LINES, RAMPS,
CORRIDORS AND BRIDGES



SCALE COMPARISON
PENNANT PARK FOR
CENTRAL CORE AND
COLOSSEUM



SCALE COMPARISON
CANDELA
PLAYGROUND FOR
RAMPS



FLYING PIGS




DISCOVERY ICON



WOBBLE BOARD



JR SCULPTURE




POST TOPPER



JR CRITTER



SR SCULPTURE



SKETCH REPRESENTING A FLYING PIG JR SCULPTURE,
AGEGROUP 2 TO 5 YEARS OLD

SUBTLE —————> OBVIOUS

January 7, 2026

To: Mayor and Members of City Council

202600005

From: Sheryl M. M. Long, City Manager

Subject: Finance and Budget Monitoring Report for the Period Ending September 30, 2025

The purpose of this report is to provide the City Council with the status of the City's Fiscal Year (FY) 2026 financial and operating budget conditions as of September 30, 2025, to note any significant variances, identify potential budget issues, and provide recommendations. The report is divided into two sections: revenues and expenditures. Various supplemental reports are attached to reflect forecasted revenue, actual revenue, expenditures, and commitments through September 30, 2025.

The following Citywide issues may impact the General Fund 050, Special Revenue Funds, and Enterprise Funds.

1. General Fund revenues are greater than projected by \$3.5 million through the end of September. However, this report highlights increased potential expenditure needs in the amount of \$42.3 million. However, increased police detail revenue of \$8.2 million in the remaining three quarters of FY 2026 is expected to partially offset this need reducing it to \$34.1 million.
2. Overtime in the Cincinnati Fire Department (CFD) and the Cincinnati Police Department (CPD) is currently outpacing the budget. In CFD, the increased overtime is primarily driven by increased wages and the assignment of sworn positions to administrative tasks and other special duty assignments. The graduation of Recruit Class 123 is expected to reduce overtime usage. If trends do not curtail, CFD projects an overtime need of \$19.0 million. In CPD, the increased overtime is primarily due to Police Visibility Overtime (PVO) related to Downtown Event Deployment to curb violence and for large public events such as BLINK, FC Cincinnati soccer games, and Cincinnati Bengals home football games. If overtime trends do not curtail, CPD projects a need of up to \$11.4 million for overtime by fiscal year end. CPD's total need is \$21.9 million for overtime and off-duty detail expenses, \$10.5 million of which can be offset by additional off-duty detail revenue.

3. Pursuant to a grievance settlement agreement with the International Association of Fire Fighter (IAFF), various wage adjustments are required. Retroactive pay on regular wages back to December 2023 is expected to cost \$6.7 million. There will also be an impact to overtime and ongoing wages. This is an unbudgeted expense, and a supplemental appropriation will be required. The Administration recommends transferring \$6,745,474 to the Reserve for Weather Events, Other Emergency and One-Time Needs General Fund balance sheet reserve account to cover the retroactive portion of these additional costs related to the newly agreed to bargaining agreement as part of the FY 2025 Closeout Ordinance. If approved, these resources would be transferred as part of the Final Adjustment Ordinance (FAO) as necessary.
4. The Approved FY 2025 Budget Update assumed a 2.0% wage increase for the Cincinnati Organized and Dedicated Employee (CODE) employees. The labor agreement was not approved until October 2025 and included a 5.0% across-the-board wage adjustment retroactive to March 2025. The Administration recommends transferring \$360,000 to the Reserve for Weather Events, Other Emergency and One-Time Needs General Fund balance sheet reserve account as part of the FY 2025 Closeout Ordinance to cover the retroactive portion of these additional costs related to the newly agreed to bargaining agreement. These resources will be transferred as part of the Final Adjustment Ordinance (FAO).
5. The Approved FY 2026 Budget assumes a 3.0% wage increase for CODE employees in FY 2026, but the newly executed labor agreement includes a 4.0% across-the-board wage adjustment. Additionally, the new contract includes a new longevity pay article and a one-time lump sum payment. The Administration recommends transferring \$390,000 to the Reserve for Weather Events, Other Emergency and One-Time Needs General Fund balance sheet reserve account as part of the FY 2025 Closeout Ordinance to cover a portion of the longevity and one-time lump sum payment needs. However, this will not cover the ongoing needs associated with the across-the-board wage adjustments. Transfers will likely be required in the Final Adjustment Ordinance (FAO).
6. The Approved FY 2026 Budget assumes a 3.0% wage increase for American Federation of State, County, and Municipal Employees (AFSCME) employees in FY 2026, but the newly executed labor agreement includes a 5.0% across-the-board wage adjustment. Additionally, the new contract includes increased longevity pay, increased deferred compensation match, and one-time lump sum payments. The Administration recommends transferring \$2,655,000 to the Reserve for Weather Events, Other Emergency and One-Time Needs General Fund balance sheet reserve

account as part of the FY 2025 Closeout Ordinance to cover the longevity and one-time lump sum payment needs. Transfers will likely be required in the Final Adjustment Ordinance (FAO).

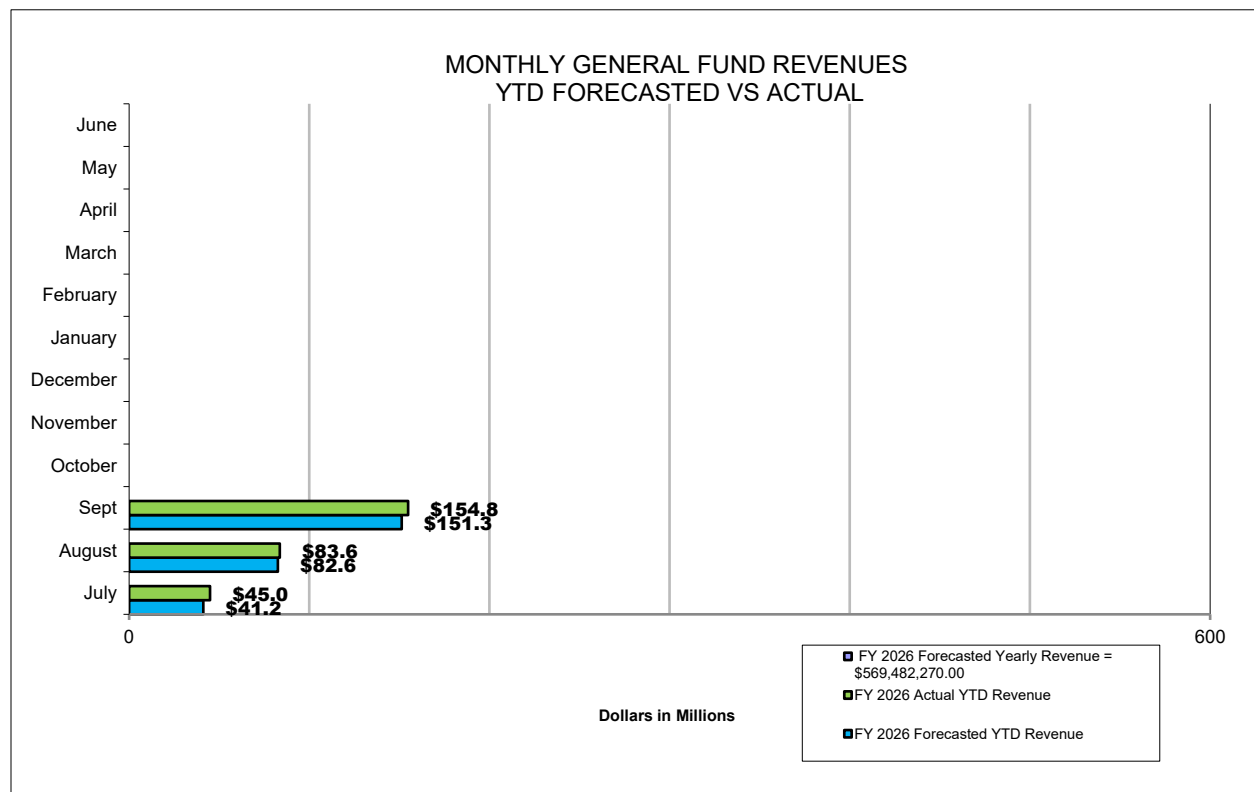
REVENUE

The following report provides an update on the City of Cincinnati's financial condition as of the month ending September 30, 2025. This report represents the third report for the new 2026 fiscal year, ending June 30, 2026. Variances are based on current year estimates and prior year activity in attached schedules.

A more detailed explanation of revenues and expenditures is attached for review, including reports comparing the current year's actual revenue vs. forecasted revenue and prior year's actual revenue vs. current year's actual revenue. Both of those reports are presented on a monthly and year-to-date basis.

I. GENERAL FUND 050

The chart below portrays the performance of actual revenue collected against the forecasted revenue collected through September 30, 2025, and shows that actual revenue of \$154.8 million was above forecasted revenue of \$151.3 million by \$3.5 million.



The major revenue components of the General Fund are listed in the table below. This table highlights the year-to-date variance (favorable and unfavorable) in General Fund revenue collections as compared to forecasted revenue collections. Each major category that differs significantly from forecasted collections will be discussed in further detail.

GENERAL FUND REVENUE SOURCES			
	FAVORABLE VARIANCE	(UNFAVORABLE) VARIANCE	PERCENTAGE VARIANCE
General Property Tax	811,142		4.08%
City Income Tax		(\$996,396)	-1.08%
Admissions Tax	182,454		5.71%
Short Term Rental Excise Tax	62,486		10.65%
Licenses & Permits		(\$5,098)	-0.06%
Fines, Forfeitures, & Penalties		(\$417,081)	-25.94%
Investment Income		(\$1,160,310)	-14.61%
Local Government	196,830		4.66%
Casino	58,548		2.30%
Police	2,269,631		74.45%
Buildings and Inspections		(\$97,242)	-4.35%
Fire	1,224,986		59.65%
Parking Meter			0.00%
Other	1,333,716		40.34%
	6,139,793	(\$2,676,127)	
Difference	3,463,666		

General Fund (favorable variance) is \$3.5 million above the amount forecasted through September in the FY 2026 Budget. This is the third month's report for the new fiscal year. What follows is an explanation of significant variances of individual General Fund revenue components.

Income Tax (unfavorable variance) is \$996k below the forecasted amount. Income tax projections have been estimated with a slight decrease from last year. This is the third month of the new fiscal year and as such there is not enough data to discern any trends.

Admissions Tax (favorable variance) is \$182k above the forecasted amount. Along with the prior period payment received, additional events at Great American Ballpark have contributed to the positive variance in this category.

Fines, Forfeitures & Penalties (unfavorable variance) are \$417k below the forecasted amount. Civil fines and moving violations are trending lower than estimated. Finance will work with Law to keep an eye on this category.

Investment Income (unfavorable variance) is \$1.2 million below the forecast amount. This is due to a timing variance of a drawdown of bond interest and will resolve itself by the end of the next quarter.

Police (favorable variance) is \$2.2 million above the forecasted amount. The department's detail estimate was understated; therefore, Finance projects this category finishing well above estimate for the year.

Fire (favorable variance) is \$1.2 million above the forecasted amount. Fire's Emergency Medical Services (EMS) third-party vendor has received collections from prior periods as they continue to recover from their cyberattack.

Other (favorable variance) is \$1.3 million above the forecasted amount. Police received a grant reimbursement for the previous fiscal year, and Transportation and Engineering (DOTE) received payment for several prior year invoices.

II. RESTRICTED FUNDS

A. Convention Center (favorable variance) is \$559k above the forecasted amount. The receipt of a settlement payment originally estimated in FY 2025 was received in FY 2026 leading to the positive variance.

B. Golf (favorable variance) is \$292k above the forecasted amount. Staff have caught up on receipting, and weather conditions have been better than anticipated.

C. Riverfront Park (unfavorable variance) is \$226k below the forecasted amount. The latest flood damaged the parking system at the park. The Parks Department is working to get it repaired.

D. Cincinnati Area Geographic Information System (CAGIS) (unfavorable variance) is \$827k below the forecasted amount. Due to contract changes billing has not been able to be sent out yet this year. Once the contract is resolved and billings are initiated and paid, the variance should level out.

EXPENDITURES

The following provides an update on the City of Cincinnati's operating budget position as of the month ending September 30, 2025. The attached Fund Summary Report provides the current budget, expenditures, and commitments of each appropriated fund. This report is presented on a year-to-date basis.

I. GENERAL FUND 050

As shown on the attached report, total expenditures are 22.8% of budget, and commitments are 28.8% of budget in the General Fund 050 as compared to the estimated period ending September 30, 2025, or 25.0% of the fiscal year. "Non-personnel expenses" are trending higher at 44.8% committed year to date due to encumbering twelve months of expenditures for certain commodities such as gas and electric costs, contractual services, and materials and supplies. This is not unusual for this reporting period.

The majority of departments have indicated their FY 2026 General Fund 050 appropriation will meet their budgetary needs through the end of the fiscal year. However, budget transfers may be necessary to move funds from divisions and programs with savings to others within the respective departments that have budget needs. These transfers will be included in the Final Adjustment Ordinance (FAO), which will be presented to the City Council in May 2026.

A. Budget Savings Identified

As of September 30, 2025, no General Fund 050 departments are projecting savings at the end of FY 2026. Any savings identified will be available to support budget needs in other departments and programs as necessary. Interdepartmental transfers of funds from one department to another will be included in the FAO as appropriate.

B. Budget Needs Identified

Based on current expenditure projections, the following General Fund 050 departments are forecasting a budget need in FY 2026. The departments have been advised to manage their appropriated resources so that supplemental appropriations will not be required. However, the Administration will continue to closely monitor departments in the coming months and work with them to mitigate the need for supplemental appropriations. As appropriate, any remaining budget needs will be addressed within the FAO.

1. Cincinnati Police Department (\$21.9 million)

The Cincinnati Police Department (CPD) projects a total personnel need of \$21.9 million primarily due to overtime. This personnel overage is attributed to an

approximate \$11.4 million increase in Police Visibility Overtime (PVO) related to Downtown Event Deployment to curb violence and for large public events, and FC Cincinnati and Cincinnati Bengals home games. Additionally, police off-duty detail expense is projected to be greater than anticipated, which is offset by additional \$10.5 million in detail revenue. This detail revenue may be appropriated to offset the projected off-duty detail need. Overtime spending and lump sum payments will be closely monitored as the fiscal year progresses. The City Administration is having regular meetings with the department to closely monitor staffing trends and overtime needs, and to identify overtime mitigation strategies.

2. Cincinnati Fire Department (\$19.0 million)

The Cincinnati Fire Department (CFD) projects a total need of up to \$19.0 million primarily due to overtime and salary increases related to collective bargaining agreements and a recent arbitration settlement agreement. This does not include the retroactive pay associated with the arbitration settlement agreement. The department has implemented two programs that run primarily on overtime in response to increased calls for service: peak demand medical units and chase vehicles. There are also rising overtime costs associated with sending sworn members to paramedic training and backfilling positions to keep units in full operation. CFD has started implementing an overtime reduction strategy, including reducing the number of peak demand medical units and eliminating the chase vehicles. The recent graduation of Recruit Class 123 is also expected to reduce the need for overtime. The City Administration is having regular meetings with the department to closely monitor staffing trends and overtime needs, and to identify overtime mitigation strategies.

3. Non-Departmental Accounts (\$529,000)

The Workers' Compensation non-departmental account is projecting a need of \$529,000. The final charge was higher than budgeted due to General Fund supplemental appropriations for public safety overtime provided at the end of FY 2025.

4. City Manager's Office (\$500,000)

The City Manager's Office projects a need of \$500,000 for an Americans with Disabilities Act (ADA) consultant. No savings or needs are projected in personnel.

5. Department of Public Services (\$410,000)

The Department of Public Services (DPS) projects a personnel need of \$70,000 related to increases from the newly executed AFSCME labor contract. The department also projects a non-personnel need of \$340,000 related to information technology (IT) services and City Hall maintenance. These needs may be partially offset by personnel savings in other agencies.

C. Within Budget, Intradepartmental Budget Transfers May Be Needed

Numerous General Fund 050 departments have indicated the ability to manage their resources within their appropriation. However, budget adjustments within their departments may be required. These transfers are referred to as Intradepartmental Budget Transfers. Unless noted otherwise, these Intradepartmental Budget Transfers will be included in the FAO, which will be presented to the City Council for approval in May 2026.

1. Clerk of Council

The Clerk of Council's Office projects a potential personnel savings due to natural employee turnover.

2. Enterprise Technology Solutions

The Department of Enterprise Technology Solutions projects no budget savings or need at this time, pending reimbursement processing.

3. City Manager's Office: Office of Budget and Evaluation

The Office of Budget and Evaluation projects no budget savings or need at this time.

4. City Manager's Office: Office of Environment and Sustainability

The Office of Environment and Sustainability projects no budget savings or need at this time.

5. City Manager's Office: Emergency Communications Center

The Emergency Communications Center projects no savings or need at this time.

6. City Manager's Office: Office of Procurement

The Office of Procurement projects no budget savings or need at this time, pending reimbursement processing.

7. City Manager's Office: Office of Performance and Data Analytics

The Office of Performance and Data Analytics (OPDA) projects no budget savings or need at this time, pending reimbursement processing.

8. City Manager's Office: Internal Audit

Internal Audit projects no budget savings or need at this time.

9. Department of Law

The Department of Law projects a non-personnel need related to temporary staffing to support the contracts section of the General Counsel Division. No savings or needs are projected in personnel, pending reimbursement processing.

10. Department of Human Resources

The Department of Human Resources (HR) projects a possible non-personnel need of up to \$200,000 related to public safety testing, which will be closely monitored. HR projects no savings or needs in personnel, pending reimbursement processing.

11. Department of Finance

The Department of Finance projects a possible personnel need in the Division of Accounts and Audits due to various staffing changes, including the addition of a position in Payroll. As the fiscal year continues, this need will be closely monitored.

12. Department of Community and Economic Development

The Department of Community and Economic Development (DCED) projects no budget savings or need at this time.

13. Department of City Planning and Engagement

The Department of City Planning and Engagement projects no savings or needs, pending reimbursement processing.

14. Citizen Complaint Authority

The Citizen Complaint Authority (CCA) projects no savings or need at this time.

15. Cincinnati Recreation Commission

The Cincinnati Recreation Commission projects no budget savings or need at this time.

16. Cincinnati Parks Department

The Parks Department projects no budget savings or need at this time, pending reimbursement processing.

17. Department of Buildings & Inspections

The Department of Buildings & Inspections projects no budget savings or need at this time, pending reimbursements. Budgeted reimbursements into the General Fund will continue to be prioritized and aligned with various department programs.

18. Department of Transportation and Engineering

The Department of Transportation and Engineering projects no savings or needs at this time. However, transfers within appropriations may be required in the Final Adjustment Ordinance (FAO).

19. Enterprise Services: Parking

The Enterprise Services Parking Division has no projected savings or needs at this time.

20. Department of Economic Inclusion

The Department of Economic Inclusion projects neither a savings nor a need at this time.

II. ENTERPRISE FUNDS

Enterprise Funds account for any activity for which a fee is charged to external users for goods or services. If an activity's principal revenue source meets any one of the following criteria, it is required to be reported as an enterprise fund: (1) an activity financed with debt that is secured solely by pledge of the net revenues from fees and charges for the activity; (2) laws or regulations which require that the activity's costs of providing services, including capital costs, be recovered with fees and charges, rather than with taxes or similar revenues; or (3) pricing policies which establish fees and charges designed to recover the activity's costs.

A. Water Works Fund 101

Water Works Fund 101 is 16.9% expended year to date. The Greater Cincinnati Water Works (GCWW) projects personnel savings due to increased capital project reimbursements and position vacancy savings, which will be partially offset by unbudgeted wage increases and one-time contractual payments. GCWW also expects non-personnel savings in postage and collection fees.

B. Parking System Facilities Fund 102

Parking System Facilities Fund 102 includes the budget for off-street parking enterprises, including garages. Fund 102 is currently 6.1% expended year to date. The Division of Parking Facilities projects savings of \$850,000 related to debt schedule timing.

C. Convention Center Fund 103

The Convention Center Fund is 7.5% expended year to date. The Convention Center reported a non-personnel need of up to \$1,800,000, including \$200,000 for contractual services obligations and \$1,600,000 for the termination of the current naming rights agreement for the Convention Center. This need was subsequently addressed with a supplemental appropriation by Ordinance No. 0301-2025, which was passed by the City Council on October 1, 2025.

D. General Aviation Fund 104

General Aviation Fund 104 is 16.2% expended year to date. The Department of Transportation and Engineering projects no significant budget savings or need.

E. Municipal Golf Fund 105

Municipal Golf Fund 105 is 35.3% expended year to date. The Cincinnati Recreation Commission projects a non-personnel need of \$407,000 for prior year contractual services expenses. A supplemental appropriation Ordinance was introduced to the City Council in November 2025 to address the entirety of this need.

F. Stormwater Management Fund 107

Stormwater Management Fund 107 provides resources to various City departments. The major recipient of resources from this fund is the Stormwater Management Utility (SMU). The Department of Public Services, the Parks Department, the Office of Environment and Sustainability, the Cincinnati Recreation Commission, and the Department of Buildings & Inspections also receive appropriations from this fund. The Stormwater Management Fund is 10.3% expended year to date. SMU projects no savings or needs; however, transfers within appropriations may be required in the Final Adjustment Ordinance (FAO). The Department of Buildings & Inspections projects a potential non-personnel need due to additional contractual services required to respond to increased code violation complaints in the Private Lot Abatement Program (PLAP). This need could be offset by salary and benefits savings with its Fund 107 appropriation. A transfer within appropriations may be necessary in the FAO.

III. DEBT SERVICE FUNDS

Debt Service Funds account for the accumulation of resources for, and the payment of, principal and interest on the City's bonds issued in support of governmental activities.

A. Bond Retirement Fund 151

Bond Retirement Fund 151 is 4.4% expended year to date. The Finance Department projects no budget savings or need at this time.

IV. APPROPRIATED SPECIAL REVENUE FUNDS

Special Revenue Funds account for the proceeds of specific revenue sources (other than trusts for individuals, private organizations, or other governments, or for major capital projects) that are legally restricted to expenditures for specific purposes.

The Office of Budget and Evaluation, in cooperation with various City departments, reviewed appropriated special revenue funds to ensure the Approved FY 2026 Budget remains in balance. Based on expenditures and revenues through September 30, 2025, most special revenue funds are on target with regard to their budget and

require no additional appropriations at this time. Any identified issues are highlighted in the narrative summaries provided below. If warranted, budget adjustments will be addressed in the FAO later in the fiscal year.

A. Street Construction, Maintenance & Repair Fund 301

Street Construction, Maintenance & Repair Fund 301 is 19.0% expended year to date. The Department of Public Services anticipates a personnel need of \$25,000 related to the newly executed AFSCME labor contract. The Department of Transportation and Engineering projects a potential personnel savings due to a position vacancy.

B. Income Tax-Infrastructure Fund 302

Income Tax-Infrastructure Fund 302 provides resources to several City departments. Fund 302 is 18.1% expended year to date. The Department of Transportation and Engineering currently projects a net personnel need of up to \$950,000 due to reduced capital improvement program project reimbursements and unrealized budgeted position vacancy allowance (PVA). This need will be monitored closely. Additionally, the Department of Public Services (DPS) projects a non-personnel need of \$160,000 related to unexpected city facility maintenance as well as a \$125,000 need in personnel due to unmet budgeted position vacancy allowance and the newly executed AFSCME labor contract. A supplemental appropriation may be required to address the needs in DPS and DOTE. The Law Department projects a potential personnel need due to lower than expected reimbursements. This need will be monitored closely. The Human Resources Department, the Department of Buildings & Inspections, and the Department of Economic Inclusion project no budget savings or need.

C. Parking Meter Fund 303

Parking Meter Fund 303 includes the budget for on-street parking enterprises, including parking meters. Fund 303 is currently 23.3% expended year to date. The Division of Parking Facilities projects a personnel need of \$325,000 related to increased staffing and the newly executed AFSCME labor contract. The department also projects a non-personnel need of \$100,000 related to parking vendor fees from increased revenue.

D. Municipal Motor Vehicle License Tax Fund 306

Municipal Motor Vehicle License Tax Fund 306 is 12.7% expended year to date. The Department of Public Services anticipates neither a savings nor a need in this fund.

E. Sawyer Point Fund 318

Sawyer Point Fund 318 is 11.0% expended year to date. The Parks Department projects no budget savings or need in this fund.

F. Recreation Special Activities Fund 323

Recreation Special Activities Fund 323 is currently 23.6% expended year to date. The Cincinnati Recreation Commission (CRC) reports a \$1.4 million need in Fund 323 due to a prior year shortfall and unbudgeted non-personnel expenses for software and equipment replacement. A supplemental appropriation Ordinance was introduced to the City Council in November 2025 to address \$1,174,000 of this need. This fund will continue to be monitored closely.

G. Cincinnati Riverfront Park Fund 329

Cincinnati Riverfront Park Fund 329 is the appropriated fund for Smale Park. Fund 329 is currently 2.4% expended year to date. The Parks Department projects no budget savings or need in Fund 329.

H. Hazard Abatement Fund 347

Hazard Abatement Fund 347 is 1.7% expended year to date. The Department of Buildings & Inspections projects no budgeted savings or need within Fund 347 at this time.

I. 9-1-1 Cell Phone Fees Fund 364

9-1-1 Cell Phone Fees Fund 364 is the appropriated fund that governs the City portion of state collected revenue from mobile device fees. Fund 364 is currently 18.7% expended year to date. The Emergency Communications Center projects a potential need of \$265,100 related to software expenses from FY 2025 paid in FY 2026 as a moral obligation.

J. Safe and Clean Fund 377

Safe and Clean Fund 377 is the appropriated fund that collects revenue associated with billboard leases. These resources are allocated to Keep Cincinnati Beautiful (KCB) expenditures. The fund is currently 0.0% expended year to date. The Department of Public Services anticipates neither a savings nor a need in this fund.

K. Community Health Center Activities Fund 395

Community Health Center Activities Fund 395 is 15.8% expended year to date. The Cincinnati Health Department (CHD) projects potential personnel savings resulting from position vacancies. This will offset a projected non-personnel need due to increased medical service costs. CHD reported a non-personnel need of up to \$2,000,000 due to expense corrections resulting from prior year cash flow issues. This need was subsequently addressed with a supplemental appropriation via Ordinance No. 0295-2025, which was passed by the City Council on September 17, 2025.

L. Cincinnati Health District Fund 416

General operational support to the Cincinnati Health Department is provided from Cincinnati Health District Fund 416. This fund is 21.2% expended year to date. The Cincinnati Health Department (CHD) projects non-personnel savings. This will offset a projected personnel need resulting from unbudgeted contractual wage adjustments.

M. Cincinnati Area Geographic Information System (CAGIS) Fund 449

Cincinnati Area Geographic Information System Fund 449 is 19.9% expended year to date. The Office of Performance and Data Analytics projects a need of up to \$700,000 related to the Accela contract renewal. The General Fund and Restricted Funds will be charged for this increased expense based on number of licenses needed in each fund.

N. Streetcar Operations Fund 455

Streetcar Operations Fund 455 is 4.0% expended year to date. The Department of Transportation and Engineering projects no budget savings or need at this time.

O. County Law Enforcement Applied Regionally (CLEAR) Fund 457

The CLEAR Fund is 14.8% expended year to date. Enterprise Technology Solutions projects no budget savings or need for FY 2026.

Summary

Through September 30, 2025, major budget issues include overtime needs for both the Fire Department and the Police Department, the arbitration settlement agreement with IAFF, and the newly executed labor contract agreements with CODE and AFSCME. Departments have identified possible savings and shortfalls, which will continue to be monitored and updated monthly.

Submitted herewith are the following Office of Budget and Evaluation reports:

1. Fund Summary Report for the month ended September 30, 2025.

Submitted herewith are the following Department of Finance reports:

2. Comparative Statement of Revenue (Actual, Forecast and Prior Year) as of September 30, 2025.
3. Audit of the City Treasurer's Report for the month ended August 31, 2025.
4. Statement of Balances in the various funds as of September 30, 2025.

By approval of this report, City Council appropriates the revenues received in the various restricted funds on the attached Statement of Balances and as stated in

greater detail on the records maintained by the Department of Finance, Division of Accounts & Audits. Such revenues are to be expended in accordance with the purposes for which the funds were established.

cc: William “Billy” Weber, Assistant City Manager
Steve Webb, Finance Director
Andrew Dudas, Budget Director

**CITY OF CINCINNATI
FUND SUMMARY
FOR FISCAL YEAR 2026
AS OF 09/30/2025**

FUND	FUND NAME	EXPENDITURE CATEGORY	CURRENT BUDGET	EXPENDED	PERCENT EXPENDED	ENCUMBERED	TOTAL COMMITTED	PERCENT COMMITTED	REMAINING BALANCE
050	General	PERSONNEL SERVICES	319,005,510.00	75,303,978.65	23.6%	.00	75,303,978.65	23.6%	243,701,531.35
		EMPLOYEE BENEFITS	122,879,560.00	32,858,841.96	26.7%	127,226.70	32,986,068.66	26.8%	89,893,491.34
		NON-PERSONNEL EXPENSES	119,085,339.00	19,544,692.17	16.4%	33,789,777.74	53,334,469.91	44.8%	65,750,869.09
		PROPERTIES	90,400.00	7,500.00	8.3%	45,540.00	53,040.00	58.7%	37,360.00
*TOTAL FUND_CD 050			561,060,809.00	127,715,012.78	22.8%	33,962,544.44	161,677,557.22	28.8%	399,383,251.78
101	Water Works	PERSONNEL SERVICES	52,998,610.00	9,142,222.52	17.2%	.00	9,142,222.52	17.2%	43,856,387.48
		EMPLOYEE BENEFITS	22,330,580.00	4,575,292.17	20.5%	.00	4,575,292.17	20.5%	17,755,287.83
		NON-PERSONNEL EXPENSES	56,465,560.00	6,179,504.07	10.9%	18,822,579.82	25,002,083.89	44.3%	31,463,476.11
		DEBT SERVICE	47,831,410.00	10,472,401.83	21.9%	57,500.00	10,529,901.83	22.0%	37,301,508.17
*TOTAL FUND_CD 101			179,626,160.00	30,369,420.59	16.9%	18,880,079.82	49,249,500.41	27.4%	130,376,659.59
102	Parking System Facilities	PERSONNEL SERVICES	394,330.00	70,604.20	17.9%	.00	70,604.20	17.9%	323,725.80
		EMPLOYEE BENEFITS	174,170.00	36,291.71	20.8%	.00	36,291.71	20.8%	137,878.29
		NON-PERSONNEL EXPENSES	5,123,950.00	344,208.81	6.7%	2,109,771.98	2,453,980.79	47.9%	2,669,969.21
		DEBT SERVICE	1,732,250.00	.00	0.0%	.00	.00	0.0%	1,732,250.00
*TOTAL FUND_CD 102			7,424,700.00	451,104.72	6.1%	2,109,771.98	2,560,876.70	34.5%	4,863,823.30
103	Convention-Exposition Center	PERSONNEL SERVICES	90,000.00	810.58	0.9%	.00	810.58	0.9%	89,189.42
		EMPLOYEE BENEFITS	40,000.00	287.36	0.7%	.00	287.36	0.7%	39,712.64
		NON-PERSONNEL EXPENSES	7,061,670.00	560,377.50	7.9%	5,729,092.50	6,289,470.00	89.1%	772,200.00
		DEBT SERVICE	286,640.00	.00	0.0%	.00	.00	0.0%	286,640.00
*TOTAL FUND_CD 103			7,478,310.00	561,475.44	7.5%	5,729,092.50	6,290,567.94	84.1%	1,187,742.06
104	General Aviation	PERSONNEL SERVICES	1,010,170.00	198,162.67	19.6%	.00	198,162.67	19.6%	812,007.33
		EMPLOYEE BENEFITS	413,810.00	91,158.77	22.0%	.00	91,158.77	22.0%	322,651.23
		NON-PERSONNEL EXPENSES	1,051,890.00	117,487.06	11.2%	141,577.95	259,065.01	24.6%	792,824.99
		DEBT SERVICE	41,440.00	.00	0.0%	.00	.00	0.0%	41,440.00
*TOTAL FUND_CD 104			2,517,310.00	406,808.50	16.2%	141,577.95	548,386.45	21.8%	1,968,923.55
105	Municipal Golf	PERSONNEL SERVICES	267,300.00	28,082.76	10.5%	.00	28,082.76	10.5%	239,217.24
		EMPLOYEE BENEFITS	99,330.00	11,250.81	11.3%	.00	11,250.81	11.3%	88,079.19
		NON-PERSONNEL EXPENSES	6,752,960.00	2,739,026.42	40.6%	201,604.94	2,940,631.36	43.5%	3,812,328.64
		DEBT SERVICE	751,770.00	.00	0.0%	.00	.00	0.0%	751,770.00
*TOTAL FUND_CD 105			7,871,360.00	2,778,359.99	35.3%	201,604.94	2,979,964.93	37.9%	4,891,395.07

**CITY OF CINCINNATI
FUND SUMMARY
FOR FISCAL YEAR 2026
AS OF 09/30/2025**

FUND	FUND NAME	EXPENDITURE CATEGORY	CURRENT BUDGET	EXPENDED	PERCENT EXPENDED	ENCUMBERED	TOTAL COMMITTED	PERCENT COMMITTED	REMAINING BALANCE
107	Stormwater Management	PERSONNEL SERVICES	10,499,510.00	1,340,758.51	12.8%	.00	1,340,758.51	12.8%	9,158,751.49
		EMPLOYEE BENEFITS	4,471,530.00	598,224.68	13.4%	.00	598,224.68	13.4%	3,873,305.32
		NON-PERSONNEL EXPENSES	17,420,730.00	1,712,874.04	9.8%	3,612,174.00	5,325,048.04	30.6%	12,095,681.96
		PROPERTIES	930,000.00	.00	0.0%	.00	.00	0.0%	930,000.00
		DEBT SERVICE	2,185,290.00	.00	0.0%	.00	.00	0.0%	2,185,290.00
*TOTAL FUND_CD 107			35,507,060.00	3,651,857.23	10.3%	3,612,174.00	7,264,031.23	20.5%	28,243,028.77
151	Bond Retirement - City	PERSONNEL SERVICES	350,930.00	46,118.77	13.1%	.00	46,118.77	13.1%	304,811.23
		EMPLOYEE BENEFITS	141,030.00	15,897.81	11.3%	.00	15,897.81	11.3%	125,132.19
		NON-PERSONNEL EXPENSES	3,188,930.00	331,466.18	10.4%	50,000.00	381,466.18	12.0%	2,807,463.82
		DEBT SERVICE	72,552,390.00	2,991,573.72	4.1%	.00	2,991,573.72	4.1%	69,560,816.28
*TOTAL FUND_CD 151			76,233,280.00	3,385,056.48	4.4%	50,000.00	3,435,056.48	4.5%	72,798,223.52
301	Street Construction Maintenance & Repair	PERSONNEL SERVICES	7,460,020.00	1,684,490.02	22.6%	.00	1,684,490.02	22.6%	5,775,529.98
		EMPLOYEE BENEFITS	3,010,050.00	850,452.90	28.3%	.00	850,452.90	28.3%	2,159,597.10
		NON-PERSONNEL EXPENSES	7,935,370.00	961,668.41	12.1%	1,722,094.77	2,683,763.18	33.8%	5,251,606.82
*TOTAL FUND_CD 301			18,405,440.00	3,496,611.33	19.0%	1,722,094.77	5,218,706.10	28.4%	13,186,733.90
302	Income Tax-Infrastructure	PERSONNEL SERVICES	14,238,060.00	2,911,453.74	20.4%	.00	2,911,453.74	20.4%	11,326,606.26
		EMPLOYEE BENEFITS	5,335,270.00	1,342,997.38	25.2%	.00	1,342,997.38	25.2%	3,992,272.62
		NON-PERSONNEL EXPENSES	6,412,460.00	452,827.73	7.1%	783,021.34	1,235,849.07	19.3%	5,176,610.93
*TOTAL FUND_CD 302			25,985,790.00	4,707,278.85	18.1%	783,021.34	5,490,300.19	21.1%	20,495,489.81
303	Parking Meter	PERSONNEL SERVICES	1,921,950.00	476,731.51	24.8%	.00	476,731.51	24.8%	1,445,218.49
		EMPLOYEE BENEFITS	948,000.00	247,115.38	26.1%	.00	247,115.38	26.1%	700,884.62
		NON-PERSONNEL EXPENSES	2,243,360.00	466,219.13	20.8%	717,135.79	1,183,354.92	52.7%	1,060,005.08
*TOTAL FUND_CD 303			5,113,310.00	1,190,066.02	23.3%	717,135.79	1,907,201.81	37.3%	3,206,108.19
306	Municipal Motor Vehicle License Tax	PERSONNEL SERVICES	2,005,650.00	360,327.63	18.0%	.00	360,327.63	18.0%	1,645,322.37
		EMPLOYEE BENEFITS	864,780.00	184,496.60	21.3%	.00	184,496.60	21.3%	680,283.40
		NON-PERSONNEL EXPENSES	2,237,050.00	104,239.49	4.7%	164,937.20	269,176.69	12.0%	1,967,873.31
*TOTAL FUND_CD 306			5,107,480.00	649,063.72	12.7%	164,937.20	814,000.92	15.9%	4,293,479.08

**CITY OF CINCINNATI
FUND SUMMARY
FOR FISCAL YEAR 2026
AS OF 09/30/2025**

FUND	FUND NAME	EXPENDITURE CATEGORY	CURRENT BUDGET	EXPENDED	PERCENT EXPENDED	ENCUMBERED	TOTAL COMMITTED	PERCENT COMMITTED	REMAINING BALANCE
318	Sawyer Point	PERSONNEL SERVICES	578,420.00	39,130.27	6.8%	.00	39,130.27	6.8%	539,289.73
		EMPLOYEE BENEFITS	143,950.00	11,560.28	8.0%	.00	11,560.28	8.0%	132,389.72
		NON-PERSONNEL EXPENSES	605,990.00	95,542.17	15.8%	142,900.01	238,442.18	39.3%	367,547.82
*TOTAL FUND_CD 318			1,328,360.00	146,232.72	11.0%	142,900.01	289,132.73	21.8%	1,039,227.27
323	Recreation Special Activities	PERSONNEL SERVICES	3,593,280.00	945,649.37	26.3%	.00	945,649.37	26.3%	2,647,630.63
		EMPLOYEE BENEFITS	263,650.00	61,718.51	23.4%	.00	61,718.51	23.4%	201,931.49
		NON-PERSONNEL EXPENSES	2,522,070.00	500,353.47	19.8%	342,248.54	842,602.01	33.4%	1,679,467.99
		PROPERTIES	14,140.00	.00	0.0%	.00	.00	0.0%	14,140.00
*TOTAL FUND_CD 323			6,393,140.00	1,507,721.35	23.6%	342,248.54	1,849,969.89	28.9%	4,543,170.11
329	Cincinnati Riverfront Park	PERSONNEL SERVICES	798,330.00	.00	0.0%	.00	.00	0.0%	798,330.00
		EMPLOYEE BENEFITS	385,220.00	.00	0.0%	.00	.00	0.0%	385,220.00
		NON-PERSONNEL EXPENSES	508,150.00	40,671.79	8.0%	107,976.47	148,648.26	29.3%	359,501.74
*TOTAL FUND_CD 329			1,691,700.00	40,671.79	2.4%	107,976.47	148,648.26	8.8%	1,543,051.74
347	Hazard Abatement Fund	PERSONNEL SERVICES	434,320.00	.00	0.0%	.00	.00	0.0%	434,320.00
		EMPLOYEE BENEFITS	203,160.00	.00	0.0%	.00	.00	0.0%	203,160.00
		NON-PERSONNEL EXPENSES	160,690.00	13,688.78	8.5%	31,250.00	44,938.78	28.0%	115,751.22
*TOTAL FUND_CD 347			798,170.00	13,688.78	1.7%	31,250.00	44,938.78	5.6%	753,231.22
364	9-1-1 Cell Phone Fees	PERSONNEL SERVICES	662,780.00	.00	0.0%	.00	.00	0.0%	662,780.00
		EMPLOYEE BENEFITS	283,480.00	.00	0.0%	.00	.00	0.0%	283,480.00
		NON-PERSONNEL EXPENSES	665,750.00	301,029.72	45.2%	3,825.00	304,854.72	45.8%	360,895.28
*TOTAL FUND_CD 364			1,612,010.00	301,029.72	18.7%	3,825.00	304,854.72	18.9%	1,307,155.28
377	Safe & Clean	NON-PERSONNEL EXPENSES	50,000.00	.00	0.0%	.00	.00	0.0%	50,000.00
*TOTAL FUND_CD 377			50,000.00	.00	0.0%	.00	.00	0.0%	50,000.00
395	Community Health Center Activities	PERSONNEL SERVICES	15,070,220.00	2,794,137.55	18.5%	.00	2,794,137.55	18.5%	12,276,082.45
		EMPLOYEE BENEFITS	6,326,970.00	1,537,020.00	24.3%	.00	1,537,020.00	24.3%	4,789,950.00
		NON-PERSONNEL EXPENSES	11,645,130.00	884,711.44	7.6%	5,054,493.12	5,939,204.56	51.0%	5,705,925.44
*TOTAL FUND_CD 395			33,042,320.00	5,215,868.99	15.8%	5,054,493.12	10,270,362.11	31.1%	22,771,957.89

**CITY OF CINCINNATI
FUND SUMMARY
FOR FISCAL YEAR 2026
AS OF 09/30/2025**

FUND	FUND NAME	EXPENDITURE CATEGORY	CURRENT BUDGET	EXPENDED	PERCENT EXPENDED	ENCUMBERED	TOTAL COMMITTED	PERCENT COMMITTED	REMAINING BALANCE
416	Cincinnati Health District	PERSONNEL SERVICES	14,727,910.00	3,066,764.83	20.8%	.00	3,066,764.83	20.8%	11,661,145.17
		EMPLOYEE BENEFITS	5,819,750.00	1,371,744.33	23.6%	.00	1,371,744.33	23.6%	4,448,005.67
		NON-PERSONNEL EXPENSES	2,016,320.00	346,140.15	17.2%	813,880.44	1,160,020.59	57.5%	856,299.41
		PROPERTIES	3,070.00	.00	0.0%	.00	.00	0.0%	3,070.00
*TOTAL FUND_CD 416			22,567,050.00	4,784,649.31	21.2%	813,880.44	5,598,529.75	24.8%	16,968,520.25
449	Cincinnati Area Geographic Information Systems (CAGIS)	PERSONNEL SERVICES	2,188,800.00	400,973.97	18.3%	.00	400,973.97	18.3%	1,787,826.03
		EMPLOYEE BENEFITS	785,150.00	201,611.99	25.7%	.00	201,611.99	25.7%	583,538.01
		NON-PERSONNEL EXPENSES	2,300,530.00	445,516.88	19.4%	130,309.28	575,826.16	25.0%	1,724,703.84
*TOTAL FUND_CD 449			5,274,480.00	1,048,102.84	19.9%	130,309.28	1,178,412.12	22.3%	4,096,067.88
455	Streetcar Operations	PERSONNEL SERVICES	599,380.00	111,936.10	18.7%	.00	111,936.10	18.7%	487,443.90
		EMPLOYEE BENEFITS	228,220.00	40,477.07	17.7%	.00	40,477.07	17.7%	187,742.93
		NON-PERSONNEL EXPENSES	5,584,930.00	104,145.05	1.9%	3,904,580.33	4,008,725.38	71.8%	1,576,204.62
*TOTAL FUND_CD 455			6,412,530.00	256,558.22	4.0%	3,904,580.33	4,161,138.55	64.9%	2,251,391.45
457	County Law Enforcement Applied Regionally (CLEAR)	PERSONNEL SERVICES	1,768,380.00	255,509.75	14.4%	.00	255,509.75	14.4%	1,512,870.25
		EMPLOYEE BENEFITS	591,490.00	123,642.36	20.9%	.00	123,642.36	20.9%	467,847.64
		NON-PERSONNEL EXPENSES	4,271,860.00	604,330.96	14.1%	565,042.86	1,169,373.82	27.4%	3,102,486.18
*TOTAL FUND_CD 457			6,631,730.00	983,483.07	14.8%	565,042.86	1,548,525.93	23.4%	5,083,204.07
TOTAL			1,018,132,499.00	193,660,122.44	19.0%	79,170,540.78	272,830,663.22	26.8%	745,301,835.78

RUN DATE: 11/01/2025 RUN TIME: 16.42.06		CITY OF CINCINNATI - DEPARTMENT OF FINANCE DIVISION OF ACCOUNTS AND AUDITS COMPARATIVE STATEMENT OF REVENUE AS OF 2025/09/30							
	BUDGETED	ACTUAL THIS MONTH	A ACTUAL YTD	B FORECAST YTD	(A-B) / B ACTUAL VS FORECAST %	A-B ACTUAL VS FORECAST \$FAV(UNFAV)	C ACTUAL PRIOR YTD	(A-C) / B ACT YTD VS PRI YTD %	A-C ACT YTD VS PRI YTD \$FAV(UNFAV)
TAXES									
General Property Tax	47,937,614.00	15,296,488.83	20,676,488.83	19,865,347.24	4.08	811,141.59	23,199,277.53	-12.70	-2,522,788.70
City Income Tax	370,770,000.00	37,013,521.48	90,954,563.96	91,950,960.00	-1.08	-996,396.04	95,384,449.55	-4.82	-4,429,885.59
Admissions Taxes	10,205,500.00	748,744.44	3,375,755.07	3,193,300.95	5.71	182,454.12	3,419,779.56	-1.38	-44,024.49
Short Term Rental Excise Tax	2,100,000.00	33,476.68	649,226.40	586,740.00	10.65	62,486.40	604,713.35	7.59	44,513.05
LICENSES & PERMITS									
Licenses & Permits	32,700,100.00	2,515,939.50	8,449,149.05	8,454,247.24	-.06	-5,098.19	8,910,678.97	-5.46	-461,529.92
COURTS & USE OF MONEY & PROPERTY									
Fines, Forfeitures, & Penalties	5,211,000.00	366,846.66	1,191,034.05	1,608,114.60	-25.94	-417,080.55	1,197,303.53	-.39	-6,269.48
Investment Income	24,816,970.00	6,781,120.01	6,781,120.01	7,941,430.40	-14.61	-1,160,310.39	4,657,573.17	26.74	2,123,546.84
General Concessions, Rents, & Commission	119,440.00	3,612.07	565,104.23	26,372.35	2,042.79	538,731.88	47,990.84	1,960.82	517,113.39
REVENUE FROM OTHER AGENCIES									
Local Government	16,171,363.00	1,465,053.60	4,419,173.17	4,222,342.88	4.66	196,830.29	4,068,038.20	8.32	351,134.97
Other	1,238,600.00	110,609.35	262,158.65	258,124.24	1.56	4,034.41	110,966.77	58.57	151,191.88
Casino	10,000,003.00	.00	2,605,548.64	2,547,000.76	2.30	58,547.88	2,501,612.09	4.08	103,936.55
CHARGES FOR CURRENT SERVICES									
General Government	15,642,000.00	2,790,134.16	2,934,489.05	1,853,577.00	58.31	1,080,912.05	322,166.83	140.93	2,612,322.22
Police	10,891,290.00	1,903,083.09	5,318,102.94	3,048,472.07	74.45	2,269,630.87	2,973,307.85	76.92	2,344,795.09
Buildings and Inspections	5,698,460.00	660,512.95	2,138,833.47	2,236,075.70	-4.35	-97,242.23	2,255,243.96	-5.21	-116,410.49
Miscellaneous Charges	300,000.00	1,536.82	1,878.72	53,190.00	-96.47	-51,311.28	25,633.56	-44.66	-23,754.84
Fire	9,664,500.00	1,226,770.93	3,278,692.19	2,053,706.25	59.65	1,224,985.94	704,467.93	125.35	2,574,224.26
Parking Meter	1,500,000.00	125,000.00	375,000.00	375,000.00	.00	.00	12,499.98	96.67	362,500.02
MISCELLANEOUS REVENUE									
Miscellaneous Revenue	4,515,430.00	141,232.44	876,660.46	1,115,311.21	-21.40	-238,650.75	751,030.23	11.26	125,630.23
UNKNOWN									
8694	.00	.00	.00	.00	.00	.00	284.15	.00	-284.15
Total for General Fund - 050	569,482,270.00	71,183,683.01	154,852,978.89	151,389,312.90	2.29	3,463,665.99	151,147,018.05	2.45	3,705,960.84
TOTAL	569,482,270.00	71,183,683.01	154,852,978.89	151,389,312.90	2.29	3,463,665.99	151,147,018.05	2.45	3,705,960.84

CITY OF CINCINNATI - DEPARTMENT OF FINANCE
DIVISION OF ACCOUNTS AND AUDITS
COMPARATIVE STATEMENT OF REVENUE
AS OF 2025/09/30

Fund - Name	BUDGETED	ACTUAL THIS MONTH	A ACTUAL YTD	B FORECAST YTD	(A-B) / B ACTUAL VS FORECAST %	A-B ACTUAL VS FORECAST \$FAV(UNFAV)	C ACTUAL PRIOR YTD	(A-C) / B ACT YTD VS PRI YTD %	A-C ACT YTD VS PRI YTD \$FAV(UNFAV)
101-Water Works	229,336,000.00	22,439,987.16	68,136,454.16	63,067,400.00	8.04	5,069,054.16	61,632,218.59	10.31	6,504,235.57
102-Parking System Facil	6,234,560.00	329,853.04	1,486,938.17	1,623,479.42	-8.41	-136,541.25	1,941,739.12	-28.01	-454,800.95
103-Convention-Expositio	6,665,600.00	347,240.88	1,085,981.81	526,582.40	106.23	559,399.41	1,598,824.03	-97.39	-512,842.22
104-General Aviation	2,640,000.00	241,825.78	844,080.01	693,528.00	21.71	150,552.01	616,855.55	32.76	227,224.46
105-Municipal Golf	8,489,500.00	2,221,083.33	3,889,192.72	3,597,001.15	8.12	292,191.57	3,750,343.25	3.86	138,849.47
107-Stormwater Managemen	30,752,430.00	2,567,008.03	8,163,031.98	7,884,923.05	3.53	278,108.93	7,517,117.61	8.19	645,914.37
301-Street Const Mainten	15,467,300.00	1,531,862.79	4,313,196.39	4,111,208.34	4.91	201,988.05	4,323,985.85	-.26	-10,789.46
302-Income Tax Infrastru	23,920,650.00	2,398,659.20	5,944,470.13	5,688,330.57	4.50	256,139.56	6,199,841.95	-4.49	-255,371.82
303-Parking Meter	3,980,000.00	396,840.71	1,253,270.01	999,378.00	25.41	253,892.01	1,207,474.34	4.58	45,795.67
306-Municipal Motor Vehi	4,114,000.00	391,376.69	1,154,553.93	1,071,285.60	7.77	83,268.33	1,108,769.04	4.27	45,784.89
318-Sawyer Point	773,500.00	82,051.59	237,808.09	254,017.40	-6.38	-16,209.31	331,481.23	-36.88	-93,673.14
323-Recreation Special A	5,731,160.00	466,574.08	1,447,446.21	1,271,744.40	13.82	175,701.81	1,807,735.26	-28.33	-360,289.05
329-Cincinnati Riverfron	1,556,000.00	111,102.96	164,563.58	390,400.40	-57.85	-225,836.82	346,108.19	-46.50	-181,544.61
347-Hazard Abatement Fun	383,580.00	82,694.42	117,717.42	79,285.99	48.47	38,431.43	75,947.61	52.68	41,769.81
364-911 Cell Phone Fees	1,300,000.00	94,762.64	260,781.35	172,640.00	51.05	88,141.35	.00	151.05	260,781.35
377-Safe & Clean	45,830.00	3,294.57	13,178.28	8,785.61	50.00	4,392.67	6,589.14	75.00	6,589.14
395-Community Health Cen	30,030,910.00	2,274,257.63	6,144,175.19	4,919,063.06	24.91	1,225,112.13	3,569,352.36	52.34	2,574,822.83
416-Cincinnati Health Di	620,000.00	41,621.05	165,436.87	215,636.00	-23.28	-50,199.13	233,504.94	-31.57	-68,068.07
449-Cinti Area Geographi	4,713,220.00	24,964.49	32,442.83	859,220.01	-96.22	-826,777.18	513,639.43	-56.00	-481,196.60
455-Streetcar Operations	5,539,750.00	265,082.49	633,448.18	1,187,168.43	-46.64	-553,720.25	777,890.64	-12.17	-144,442.46
457-CLEAR	6,355,880.00	783,040.92	1,498,520.27	1,459,945.64	2.64	38,574.63	1,010,016.32	33.46	488,503.95



*Interdepartmental
Correspondence Sheet*

November 14, 2025

TO: Mayor and Members of City Council

FROM: Cheryl Watson, Finance Manager, Accounts & Audits *CW*

SUBJECT: Audit of the City Treasurer's Report for the Month Ended August 31, 2025

In accordance with Article IX, Section 5, of the Administrative Code of the City of Cincinnati, the Finance Manager of Accounts and Audits has examined the Statement of the City Treasurer for the month ended August 31, 2025 and has found it to be correct.

We have on file certifications from banking institutions showing the amounts on deposit as of August 31, 2025.

General Account

Certified US Bank Balance	\$11,028,859.20	
Certified Fifth Third Bank Balance	<u>\$53,235,133.43</u>	\$64,263,992.63
Adjusted for:		
Outstanding Checks	(\$9,245,818.04)	
Net Deposits in Transit	\$617,638.44	
Reconciling Items	<u>(\$129,889.48)</u>	<u>(\$8,758,069.08)</u>
City of Cincinnati Treasurer's Balance		<u><u>\$55,505,923.55</u></u>

Parking System Facilities

Certified Fifth Third Bank Balance		\$437,994.78
Adjusted for:		
Net Deposits in Transit	\$0.00	
Outstanding Checks	\$0.00	
Interest	(\$371.68)	
Reconciling Items	<u>\$0.00</u>	<u>(\$371.68)</u>
City of Cincinnati Treasurer's Balance		<u><u>\$437,623.10</u></u>

Retirement System

Certified US Bank Balance		\$7,388,082.04
Adjustment for:		
Outstanding Checks	(\$29,579.68)	
Net Deposit in Transit	\$15,188,961.96	
Reconciling Items	<u>\$0.00</u>	<u>\$15,159,382.28</u>
City of Cincinnati Treasurer's Balance		<u><u>\$22,547,464.32</u></u>

October 17, 2025

To: Mayor and Members of City Council

From: Nicole D. Lee, City Treasurer *nl*

Subject: There is transmitted herewith the report of the City Treasurer's Office, at August 31, 2025 submitted in accordance with Section 301-17 of the Cincinnati Municipal Code.

Cash on hand and in the bank to the credit of the following:

CASH ON HAND IN THE BANK:

General Account	\$55,505,923.55
Parking System Facilities Account	437,623.10
Retirement System Account	22,547,464.32
Total Treasury Balances	\$78,491,010.97

Investments, in the custody of the City Treasurer, to the credit of the following:

SECURITIES OF CITY OF CINCINNATI

Beginning Investments	\$1,586,954,673.82
Purchases	32,070,000.00
Maturities	0.00
Ending Investments	\$1,619,024,673.82

Attachment

**BANK RECONCILIATION
FOR THE MONTH ENDED 8/31/2025**

GENERAL ACCOUNT :

US Bank Balance - City of Cincinnati (#930-0443)	\$ 11,028,859.20
Fifth Third Balance - General Fund (#9990200041)	<u>53,235,133.43</u>
Certified General Account Bank Balance Total	<u>\$ 64,263,992.63</u>

Adjusted for :

Outstanding Checks	\$ (9,245,818.04)	
Net Deposits in Transit	617,638.44	
Reconciling Items	<u>(129,889.48)</u>	(A) <u>(8,758,069.08)</u>

TREASURER'S BALANCE **\$ 55,505,923.55**

PARKING SYSTEM FACILITIES :

Certified Fifth Third Bank Balance (#7021328955) **\$ 437,994.78**

Adjusted for :

Outstanding Checks	\$ 0.00	
Interest	(371.68)	
Net Deposits in Transit	0.00	
Reconciling Items	<u>0.00</u>	(B) <u>(371.68)</u>

TREASURER'S BALANCE **\$ 437,623.10**

RETIREMENT SYSTEM :

Certified US Bank Balance **\$ 7,388,082.04**

Adjusted for :

Outstanding Checks	\$ (29,579.68)	
Net Deposits in Transit	15,188,961.96	
Reconciling Items	<u>0.00</u>	(C) <u>15,159,382.28</u>

TREASURER'S BALANCE **\$ 22,547,464.32**

MISCELLANEOUS RECONCILING ITEMS

(A) <u>GENERAL ACCOUNT :</u>	\$ (129,889.48)	0.00	Misc-Fifth Third
		0.00	Misc-US Bank
(B) <u>PARKING ACCOUNT :</u>	\$ 0.00	0.00	Unreceipted Deposits
		0.00	Returned Items
		0.00	Receipt Discrepancies
		0.00	Service Charge
(C) <u>RETIREMENT SYSTEM:</u>	\$ 0.00	0.00	Withdrawal Discrepancy
		0.00	Receipt Discrepancy
		0.00	Check disbursement error
		0.00	Service Charge

050
RUN DATE: 10/11/2025
RUN TIME: 08.05.09

CITY OF CINCINNATI - DEPARTMENT OF FINANCE
DIVISION OF ACCOUNTS AND AUDITS
STATEMENT OF BALANCES - FUND SUMMARY
APPROPRIATED FUNDS
CURRENT YEAR BALANCES
AS OF 09 / 30 / 2025

PGM ID: CFSFA103
PAGE: 1

	<u>ORIGINAL</u> <u>AUTHORIZATION</u>	<u>ADJUSTED</u> <u>AUTHORIZATION</u>	<u>EXPENDITURES</u> <u>AMOUNT</u>	<u>UNEXPENDED</u> <u>BALANCE</u>	<u>ENCUMBRANCE</u> <u>AMOUNT</u>	<u>UNENCUMBERED</u> <u>BALANCE</u>	<u>PRE-ENCUMBERED</u> <u>AMOUNT</u>
050 General FUND	543,001,740.00	561,060,809.00	127,715,012.78	433,345,796.22	33,962,544.44	399,383,251.78	453,290.12
PERCENT EXPENDED:	22.8	PERCENT EXPENDED AND ENCUMBERED:			28.8		

101
RUN DATE: 10/11/2025
RUN TIME: 08.05.09

CITY OF CINCINNATI - DEPARTMENT OF FINANCE
DIVISION OF ACCOUNTS AND AUDITS
STATEMENT OF BALANCES - FUND SUMMARY
APPROPRIATED FUNDS
CURRENT YEAR BALANCES
AS OF 09 / 30 / 2025

PGM ID: CFSFA103
PAGE: 2

	<u>ORIGINAL</u> <u>AUTHORIZATION</u>	<u>ADJUSTED</u> <u>AUTHORIZATION</u>	<u>EXPENDITURES</u> <u>AMOUNT</u>	<u>UNEXPENDED</u> <u>BALANCE</u>	<u>ENCUMBRANCE</u> <u>AMOUNT</u>	<u>UNENCUMBERED</u> <u>BALANCE</u>	<u>PRE-ENCUMBERED</u> <u>AMOUNT</u>
101 Water Works FUND	179,626,160.00	179,626,160.00	30,369,420.59	149,256,739.41	18,880,079.82	130,376,659.59	600,086.49
PERCENT EXPENDED:	16.9	PERCENT EXPENDED AND ENCUMBERED:			27.4		

102
RUN DATE: 10/11/2025
RUN TIME: 08.05.09

CITY OF CINCINNATI - DEPARTMENT OF FINANCE
DIVISION OF ACCOUNTS AND AUDITS
STATEMENT OF BALANCES - FUND SUMMARY
APPROPRIATED FUNDS
CURRENT YEAR BALANCES
AS OF 09 / 30 / 2025

PGM ID: CFSFA103
PAGE: 3

	<u>ORIGINAL</u> <u>AUTHORIZATION</u>	<u>ADJUSTED</u> <u>AUTHORIZATION</u>	<u>EXPENDITURES</u> <u>AMOUNT</u>	<u>UNEXPENDED</u> <u>BALANCE</u>	<u>ENCUMBRANCE</u> <u>AMOUNT</u>	<u>UNENCUMBERED</u> <u>BALANCE</u>	<u>PRE-ENCUMBERED</u> <u>AMOUNT</u>
102 Parking System Facilities FUND							
	7,424,700.00	7,424,700.00	451,104.72	6,973,595.28	2,109,771.98	4,863,823.30	.00
PERCENT EXPENDED:	6.1	PERCENT EXPENDED AND ENCUMBERED:		34.5			

103
RUN DATE: 10/11/2025
RUN TIME: 08.05.09

CITY OF CINCINNATI - DEPARTMENT OF FINANCE
DIVISION OF ACCOUNTS AND AUDITS
STATEMENT OF BALANCES - FUND SUMMARY
APPROPRIATED FUNDS
CURRENT YEAR BALANCES
AS OF 09 / 30 / 2025

PGM ID: CFSFA103
PAGE: 4

	<u>ORIGINAL</u> <u>AUTHORIZATION</u>	<u>ADJUSTED</u> <u>AUTHORIZATION</u>	<u>EXPENDITURES</u> <u>AMOUNT</u>	<u>UNEXPENDED</u> <u>BALANCE</u>	<u>ENCUMBRANCE</u> <u>AMOUNT</u>	<u>UNENCUMBERED</u> <u>BALANCE</u>	<u>PRE-ENCUMBERED</u> <u>AMOUNT</u>
103 Convention-Exposition Center FUND							
	7,478,310.00	7,478,310.00	561,475.44	6,916,834.56	5,729,092.50	1,187,742.06	.00
PERCENT EXPENDED:	7.5	PERCENT EXPENDED AND ENCUMBERED:		84.1			

104
RUN DATE: 10/11/2025
RUN TIME: 08.05.09

CITY OF CINCINNATI - DEPARTMENT OF FINANCE
DIVISION OF ACCOUNTS AND AUDITS
STATEMENT OF BALANCES - FUND SUMMARY
APPROPRIATED FUNDS
CURRENT YEAR BALANCES
AS OF 09 / 30 / 2025

PGM ID: CFSFA103
PAGE: 5

	ORIGINAL AUTHORIZATION	ADJUSTED AUTHORIZATION	EXPENDITURES AMOUNT	UNEXPENDED BALANCE	ENCUMBRANCE AMOUNT	UNENCUMBERED BALANCE	PRE-ENCUMBERED AMOUNT
104 General Aviation FUND	2,517,310.00	2,517,310.00	406,808.50	2,110,501.50	141,577.95	1,968,923.55	31,359.80
PERCENT EXPENDED:	16.2	PERCENT EXPENDED AND ENCUMBERED:	21.8				

105
RUN DATE: 10/11/2025
RUN TIME: 08.05.09

CITY OF CINCINNATI - DEPARTMENT OF FINANCE
DIVISION OF ACCOUNTS AND AUDITS
STATEMENT OF BALANCES - FUND SUMMARY
APPROPRIATED FUNDS
CURRENT YEAR BALANCES
AS OF 09 / 30 / 2025

PGM ID: CFSFA103
PAGE: 6

	<u>ORIGINAL</u> <u>AUTHORIZATION</u>	<u>ADJUSTED</u> <u>AUTHORIZATION</u>	<u>EXPENDITURES</u> <u>AMOUNT</u>	<u>UNEXPENDED</u> <u>BALANCE</u>	<u>ENCUMBRANCE</u> <u>AMOUNT</u>	<u>UNENCUMBERED</u> <u>BALANCE</u>	<u>PRE-ENCUMBERED</u> <u>AMOUNT</u>
105 Municipal Golf FUND	7,871,360.00	7,871,360.00	2,778,359.99	5,093,000.01	201,604.94	4,891,395.07	.00
PERCENT EXPENDED:	35.3	PERCENT EXPENDED AND ENCUMBERED:		37.9			

107
RUN DATE: 10/11/2025
RUN TIME: 08.05.09

CITY OF CINCINNATI - DEPARTMENT OF FINANCE
DIVISION OF ACCOUNTS AND AUDITS
STATEMENT OF BALANCES - FUND SUMMARY
APPROPRIATED FUNDS
CURRENT YEAR BALANCES
AS OF 09 / 30 / 2025

PGM ID: CFSFA103
PAGE: 7

	<u>ORIGINAL</u> <u>AUTHORIZATION</u>	<u>ADJUSTED</u> <u>AUTHORIZATION</u>	<u>EXPENDITURES</u> <u>AMOUNT</u>	<u>UNEXPENDED</u> <u>BALANCE</u>	<u>ENCUMBRANCE</u> <u>AMOUNT</u>	<u>UNENCUMBERED</u> <u>BALANCE</u>	<u>PRE-ENCUMBERED</u> <u>AMOUNT</u>
107 Stormwater Management FUND							
	34,542,060.00	35,507,060.00	3,651,857.23	31,855,202.77	3,612,174.00	28,243,028.77	3,273,808.00
PERCENT EXPENDED: 10.3 PERCENT EXPENDED AND ENCUMBERED:				20.5			

151
RUN DATE: 10/11/2025
RUN TIME: 08.05.09

CITY OF CINCINNATI - DEPARTMENT OF FINANCE
DIVISION OF ACCOUNTS AND AUDITS
STATEMENT OF BALANCES - FUND SUMMARY
APPROPRIATED FUNDS
CURRENT YEAR BALANCES
AS OF 09 / 30 / 2025

PGM ID: CFSFA103
PAGE: 8

	<u>ORIGINAL</u> <u>AUTHORIZATION</u>	<u>ADJUSTED</u> <u>AUTHORIZATION</u>	<u>EXPENDITURES</u> <u>AMOUNT</u>	<u>UNEXPENDED</u> <u>BALANCE</u>	<u>ENCUMBRANCE</u> <u>AMOUNT</u>	<u>UNENCUMBERED</u> <u>BALANCE</u>	<u>PRE-ENCUMBERED</u> <u>AMOUNT</u>
151 Bond Retirement - City FUND	76,233,280.00	76,233,280.00	3,385,056.48	72,848,223.52	50,000.00	72,798,223.52	.00
PERCENT EXPENDED: 4.4 PERCENT EXPENDED AND ENCUMBERED:				4.5			

301
RUN DATE: 10/11/2025
RUN TIME: 08.05.09

CITY OF CINCINNATI - DEPARTMENT OF FINANCE
DIVISION OF ACCOUNTS AND AUDITS
STATEMENT OF BALANCES - FUND SUMMARY
APPROPRIATED FUNDS
CURRENT YEAR BALANCES
AS OF 09 / 30 / 2025

PGM ID: CFSFA103
PAGE: 9

	<u>ORIGINAL</u> <u>AUTHORIZATION</u>	<u>ADJUSTED</u> <u>AUTHORIZATION</u>	<u>EXPENDITURES</u> <u>AMOUNT</u>	<u>UNEXPENDED</u> <u>BALANCE</u>	<u>ENCUMBRANCE</u> <u>AMOUNT</u>	<u>UNENCUMBERED</u> <u>BALANCE</u>	<u>PRE-ENCUMBERED</u> <u>AMOUNT</u>
<i>301 Street Const Maintenance & Rep FUND</i>							
	18,405,440.00	18,405,440.00	3,496,611.33	14,908,828.67	1,722,094.77	13,186,733.90	41,280.00
<i>PERCENT EXPENDED:</i>	<i>19.0</i>	<i>PERCENT EXPENDED AND ENCUMBERED:</i>		<i>28.4</i>			

302
RUN DATE: 10/11/2025
RUN TIME: 08.05.09

CITY OF CINCINNATI - DEPARTMENT OF FINANCE
DIVISION OF ACCOUNTS AND AUDITS
STATEMENT OF BALANCES - FUND SUMMARY
APPROPRIATED FUNDS
CURRENT YEAR BALANCES
AS OF 09 / 30 / 2025

PGM ID: CFSFA103
PAGE: 10

	<u>ORIGINAL</u> <u>AUTHORIZATION</u>	<u>ADJUSTED</u> <u>AUTHORIZATION</u>	<u>EXPENDITURES</u> <u>AMOUNT</u>	<u>UNEXPENDED</u> <u>BALANCE</u>	<u>ENCUMBRANCE</u> <u>AMOUNT</u>	<u>UNENCUMBERED</u> <u>BALANCE</u>	<u>PRE-ENCUMBERED</u> <u>AMOUNT</u>
302 Income Tax Infrastructure FUND	25,985,790.00	25,985,790.00	4,707,278.85	21,278,511.15	783,021.34	20,495,489.81	16,380.00
PERCENT EXPENDED:	18.1	PERCENT EXPENDED AND ENCUMBERED:		21.1			

303
RUN DATE: 10/11/2025
RUN TIME: 08.05.09

CITY OF CINCINNATI - DEPARTMENT OF FINANCE
DIVISION OF ACCOUNTS AND AUDITS
STATEMENT OF BALANCES - FUND SUMMARY
APPROPRIATED FUNDS
CURRENT YEAR BALANCES
AS OF 09 / 30 / 2025

PGM ID: CFSFA103
PAGE: 11

	<u>ORIGINAL</u> <u>AUTHORIZATION</u>	<u>ADJUSTED</u> <u>AUTHORIZATION</u>	<u>EXPENDITURES</u> <u>AMOUNT</u>	<u>UNEXPENDED</u> <u>BALANCE</u>	<u>ENCUMBRANCE</u> <u>AMOUNT</u>	<u>UNENCUMBERED</u> <u>BALANCE</u>	<u>PRE-ENCUMBERED</u> <u>AMOUNT</u>
303 Parking Meter FUND	5,113,310.00	5,113,310.00	1,190,066.02	3,923,243.98	717,135.79	3,206,108.19	60,000.00
PERCENT EXPENDED:	23.3	PERCENT EXPENDED AND ENCUMBERED:		37.3			

306
RUN DATE: 10/11/2025
RUN TIME: 08.05.09

CITY OF CINCINNATI - DEPARTMENT OF FINANCE
DIVISION OF ACCOUNTS AND AUDITS
STATEMENT OF BALANCES - FUND SUMMARY
APPROPRIATED FUNDS
CURRENT YEAR BALANCES
AS OF 09 / 30 / 2025

PGM ID: CFSFA103
PAGE: 12

	<u>ORIGINAL</u> <u>AUTHORIZATION</u>	<u>ADJUSTED</u> <u>AUTHORIZATION</u>	<u>EXPENDITURES</u> <u>AMOUNT</u>	<u>UNEXPENDED</u> <u>BALANCE</u>	<u>ENCUMBRANCE</u> <u>AMOUNT</u>	<u>UNENCUMBERED</u> <u>BALANCE</u>	<u>PRE-ENCUMBERED</u> <u>AMOUNT</u>
306 Municipal Motor Vehicle Lic Tx FUND	5,107,480.00	5,107,480.00	649,063.72	4,458,416.28	164,937.20	4,293,479.08	.00
PERCENT EXPENDED:	12.7	PERCENT EXPENDED AND ENCUMBERED:		15.9			

318
RUN DATE: 10/11/2025
RUN TIME: 08.05.09

CITY OF CINCINNATI - DEPARTMENT OF FINANCE
DIVISION OF ACCOUNTS AND AUDITS
STATEMENT OF BALANCES - FUND SUMMARY
APPROPRIATED FUNDS
CURRENT YEAR BALANCES
AS OF 09 / 30 / 2025

PGM ID: CFSFA103
PAGE: 13

	<u>ORIGINAL</u> <u>AUTHORIZATION</u>	<u>ADJUSTED</u> <u>AUTHORIZATION</u>	<u>EXPENDITURES</u> <u>AMOUNT</u>	<u>UNEXPENDED</u> <u>BALANCE</u>	<u>ENCUMBRANCE</u> <u>AMOUNT</u>	<u>UNENCUMBERED</u> <u>BALANCE</u>	<u>PRE-ENCUMBERED</u> <u>AMOUNT</u>
318 Sawyer Point FUND							
	1,328,360.00	1,328,360.00	146,232.72	1,182,127.28	142,900.01	1,039,227.27	.00
PERCENT EXPENDED:	11.0	PERCENT EXPENDED AND ENCUMBERED:		21.8			

323
RUN DATE: 10/11/2025
RUN TIME: 08.05.09

CITY OF CINCINNATI - DEPARTMENT OF FINANCE
DIVISION OF ACCOUNTS AND AUDITS
STATEMENT OF BALANCES - FUND SUMMARY
APPROPRIATED FUNDS
CURRENT YEAR BALANCES
AS OF 09 / 30 / 2025

PGM ID: CFSFA103
PAGE: 14

	<u>ORIGINAL</u> <u>AUTHORIZATION</u>	<u>ADJUSTED</u> <u>AUTHORIZATION</u>	<u>EXPENDITURES</u> <u>AMOUNT</u>	<u>UNEXPENDED</u> <u>BALANCE</u>	<u>ENCUMBRANCE</u> <u>AMOUNT</u>	<u>UNENCUMBERED</u> <u>BALANCE</u>	<u>PRE-ENCUMBERED</u> <u>AMOUNT</u>
323 Recreation Special Activities FUND							
	6,393,140.00	6,393,140.00	1,507,721.35	4,885,418.65	342,248.54	4,543,170.11	28,249.40
PERCENT EXPENDED: 23.6 PERCENT EXPENDED AND ENCUMBERED:				28.9			

329
RUN DATE: 10/11/2025
RUN TIME: 08.05.09

CITY OF CINCINNATI - DEPARTMENT OF FINANCE
DIVISION OF ACCOUNTS AND AUDITS
STATEMENT OF BALANCES - FUND SUMMARY
APPROPRIATED FUNDS
CURRENT YEAR BALANCES
AS OF 09 / 30 / 2025

PGM ID: CFSFA103
PAGE: 15

	<u>ORIGINAL</u> <u>AUTHORIZATION</u>	<u>ADJUSTED</u> <u>AUTHORIZATION</u>	<u>EXPENDITURES</u> <u>AMOUNT</u>	<u>UNEXPENDED</u> <u>BALANCE</u>	<u>ENCUMBRANCE</u> <u>AMOUNT</u>	<u>UNENCUMBERED</u> <u>BALANCE</u>	<u>PRE-ENCUMBERED</u> <u>AMOUNT</u>
329 Cincinnati Riverfront Park FUND							
	1,691,700.00	1,691,700.00	40,671.79	1,651,028.21	107,976.47	1,543,051.74	23,760.00
PERCENT EXPENDED:	2.4	PERCENT EXPENDED AND ENCUMBERED:			8.8		

347
RUN DATE: 10/11/2025
RUN TIME: 08.05.09

CITY OF CINCINNATI - DEPARTMENT OF FINANCE
DIVISION OF ACCOUNTS AND AUDITS
STATEMENT OF BALANCES - FUND SUMMARY
APPROPRIATED FUNDS
CURRENT YEAR BALANCES
AS OF 09 / 30 / 2025

PGM ID: CFSFA103
PAGE: 16

	<u>ORIGINAL AUTHORIZATION</u>	<u>ADJUSTED AUTHORIZATION</u>	<u>EXPENDITURES AMOUNT</u>	<u>UNEXPENDED BALANCE</u>	<u>ENCUMBRANCE AMOUNT</u>	<u>UNENCUMBERED BALANCE</u>	<u>PRE-ENCUMBERED AMOUNT</u>
347 Hazard Abatement Fund FUND							
	798,170.00	798,170.00	13,688.78	784,481.22	31,250.00	753,231.22	.00
PERCENT EXPENDED: 1.7 PERCENT EXPENDED AND ENCUMBERED:				5.6			

364
RUN DATE: 10/11/2025
RUN TIME: 08.05.09

CITY OF CINCINNATI - DEPARTMENT OF FINANCE
DIVISION OF ACCOUNTS AND AUDITS
STATEMENT OF BALANCES - FUND SUMMARY
APPROPRIATED FUNDS
CURRENT YEAR BALANCES
AS OF 09 / 30 / 2025

PGM ID: CFSFA103
PAGE: 17

	<u>ORIGINAL</u> <u>AUTHORIZATION</u>	<u>ADJUSTED</u> <u>AUTHORIZATION</u>	<u>EXPENDITURES</u> <u>AMOUNT</u>	<u>UNEXPENDED</u> <u>BALANCE</u>	<u>ENCUMBRANCE</u> <u>AMOUNT</u>	<u>UNENCUMBERED</u> <u>BALANCE</u>	<u>PRE-ENCUMBERED</u> <u>AMOUNT</u>
364 911 Cell Phone Fees FUND							
	1,612,010.00	1,612,010.00	301,029.72	1,310,980.28	3,825.00	1,307,155.28	.00
PERCENT EXPENDED:	18.7	PERCENT EXPENDED AND ENCUMBERED:		18.9			

377
RUN DATE: 10/11/2025
RUN TIME: 08.05.09

CITY OF CINCINNATI - DEPARTMENT OF FINANCE
DIVISION OF ACCOUNTS AND AUDITS
STATEMENT OF BALANCES - FUND SUMMARY
APPROPRIATED FUNDS
CURRENT YEAR BALANCES
AS OF 09 / 30 / 2025

PGM ID: CFSFA103
PAGE: 18

	<u>ORIGINAL</u> <u>AUTHORIZATION</u>	<u>ADJUSTED</u> <u>AUTHORIZATION</u>	<u>EXPENDITURES</u> <u>AMOUNT</u>	<u>UNEXPENDED</u> <u>BALANCE</u>	<u>ENCUMBRANCE</u> <u>AMOUNT</u>	<u>UNENCUMBERED</u> <u>BALANCE</u>	<u>PRE-ENCUMBERED</u> <u>AMOUNT</u>
377 Safe & Clean FUND	50,000.00	50,000.00	.00	50,000.00	.00	50,000.00	.00
PERCENT EXPENDED:	.0	PERCENT EXPENDED AND ENCUMBERED:		.0			

395
RUN DATE: 10/11/2025
RUN TIME: 08.05.09

CITY OF CINCINNATI - DEPARTMENT OF FINANCE
DIVISION OF ACCOUNTS AND AUDITS
STATEMENT OF BALANCES - FUND SUMMARY
APPROPRIATED FUNDS
CURRENT YEAR BALANCES
AS OF 09 / 30 / 2025

PGM ID: CFSFA103
PAGE: 19

	<u>ORIGINAL AUTHORIZATION</u>	<u>ADJUSTED AUTHORIZATION</u>	<u>EXPENDITURES AMOUNT</u>	<u>UNEXPENDED BALANCE</u>	<u>ENCUMBRANCE AMOUNT</u>	<u>UNENCUMBERED BALANCE</u>	<u>PRE-ENCUMBERED AMOUNT</u>
395 Community Health Center FUND							
	31,042,320.00	33,042,320.00	5,215,868.99	27,826,451.01	5,054,493.12	22,771,957.89	39,434.38
PERCENT EXPENDED: 15.8 PERCENT EXPENDED AND ENCUMBERED:					31.1		

416
RUN DATE: 10/11/2025
RUN TIME: 08.05.09

CITY OF CINCINNATI - DEPARTMENT OF FINANCE
DIVISION OF ACCOUNTS AND AUDITS
STATEMENT OF BALANCES - FUND SUMMARY
APPROPRIATED FUNDS
CURRENT YEAR BALANCES
AS OF 09 / 30 / 2025

PGM ID: CFSFA103
PAGE: 20

	<u>ORIGINAL</u> <u>AUTHORIZATION</u>	<u>ADJUSTED</u> <u>AUTHORIZATION</u>	<u>EXPENDITURES</u> <u>AMOUNT</u>	<u>UNEXPENDED</u> <u>BALANCE</u>	<u>ENCUMBRANCE</u> <u>AMOUNT</u>	<u>UNENCUMBERED</u> <u>BALANCE</u>	<u>PRE-ENCUMBERED</u> <u>AMOUNT</u>
<i>416 Cincinnati Health District FUND</i>							
	22,301,660.00	22,567,050.00	4,784,649.31	17,782,400.69	813,880.44	16,968,520.25	.00
<i>PERCENT EXPENDED: 21.2 PERCENT EXPENDED AND ENCUMBERED:</i>				<i>24.8</i>			

449
RUN DATE: 10/11/2025
RUN TIME: 08.05.09

CITY OF CINCINNATI - DEPARTMENT OF FINANCE
DIVISION OF ACCOUNTS AND AUDITS
STATEMENT OF BALANCES - FUND SUMMARY
APPROPRIATED FUNDS
CURRENT YEAR BALANCES
AS OF 09 / 30 / 2025

PGM ID: CFSFA103
PAGE: 21

	<u>ORIGINAL</u> <u>AUTHORIZATION</u>	<u>ADJUSTED</u> <u>AUTHORIZATION</u>	<u>EXPENDITURES</u> <u>AMOUNT</u>	<u>UNEXPENDED</u> <u>BALANCE</u>	<u>ENCUMBRANCE</u> <u>AMOUNT</u>	<u>UNENCUMBERED</u> <u>BALANCE</u>	<u>PRE-ENCUMBERED</u> <u>AMOUNT</u>
449 Cinti Area Geographic Info Sys FUND							
	5,274,480.00	5,274,480.00	1,048,102.84	4,226,377.16	130,309.28	4,096,067.88	.00
PERCENT EXPENDED: 19.9 PERCENT EXPENDED AND ENCUMBERED:				22.3			

455
RUN DATE: 10/11/2025
RUN TIME: 08.05.09

CITY OF CINCINNATI - DEPARTMENT OF FINANCE
DIVISION OF ACCOUNTS AND AUDITS
STATEMENT OF BALANCES - FUND SUMMARY
APPROPRIATED FUNDS
CURRENT YEAR BALANCES
AS OF 09 / 30 / 2025

PGM ID: CFSFA103
PAGE: 22

	<u>ORIGINAL</u> <u>AUTHORIZATION</u>	<u>ADJUSTED</u> <u>AUTHORIZATION</u>	<u>EXPENDITURES</u> <u>AMOUNT</u>	<u>UNEXPENDED</u> <u>BALANCE</u>	<u>ENCUMBRANCE</u> <u>AMOUNT</u>	<u>UNENCUMBERED</u> <u>BALANCE</u>	<u>PRE-ENCUMBERED</u> <u>AMOUNT</u>
455 Streetcar Operations FUND							
	6,412,530.00	6,412,530.00	256,558.22	6,155,971.78	3,904,580.33	2,251,391.45	.00
PERCENT EXPENDED:	4.0	PERCENT EXPENDED AND ENCUMBERED:		64.9			

457
RUN DATE: 10/11/2025
RUN TIME: 08.05.09

CITY OF CINCINNATI - DEPARTMENT OF FINANCE
DIVISION OF ACCOUNTS AND AUDITS
STATEMENT OF BALANCES - FUND SUMMARY
APPROPRIATED FUNDS
CURRENT YEAR BALANCES
AS OF 09 / 30 / 2025

PGM ID: CFSFA103
PAGE: 23

	<u>ORIGINAL</u> <u>AUTHORIZATION</u>	<u>ADJUSTED</u> <u>AUTHORIZATION</u>	<u>EXPENDITURES</u> <u>AMOUNT</u>	<u>UNEXPENDED</u> <u>BALANCE</u>	<u>ENCUMBRANCE</u> <u>AMOUNT</u>	<u>UNENCUMBERED</u> <u>BALANCE</u>	<u>PRE-ENCUMBERED</u> <u>AMOUNT</u>
457 CLEAR FUND	6,631,730.00	6,631,730.00	983,483.07	5,648,246.93	565,042.86	5,083,204.07	.00
PERCENT EXPENDED:	14.8	PERCENT EXPENDED AND ENCUMBERED:		23.4			

050
 RUN DATE: 10/11/2025
 RUN TIME: 08.05.06

CITY OF CINCINNATI - DEPARTMENT OF FINANCE
 DIVISION OF ACCOUNTS AND AUDITS
 STATEMENT OF BALANCES - FUND SUMMARY
 APPROPRIATED FUNDS
 PRIOR YEAR BALANCES
 AS OF 09 / 30 / 2025

PGM ID: CFSFA103
 PAGE: 1

	ORIGINAL AUTHORIZATION	ADJUSTED AUTHORIZATION	EXPENDITURES AMOUNT	UNEXPENDED BALANCE	ENCUMBRANCE AMOUNT	UNENCUMBERED BALANCE	PRE-ENCUMBERED AMOUNT
050 General FUND	.00	19,907,933.13	7,061,947.87	12,845,985.26	10,222,995.29	2,622,989.97	.00
101 Water Works FUND	.00	21,562,852.40	5,058,765.96	16,504,086.44	14,576,005.29	1,928,081.15	.00
102 Parking System Facilities FUND	.00	884,011.73	343,774.80	540,236.93	66,673.06	473,563.87	.00
103 Convention-Exposition Center FUND	.00	901,855.52	676,718.00	225,137.52	225,137.52	.00	.00
104 General Aviation FUND	.00	156,797.40	37,840.25	118,957.15	64,473.96	54,483.19	.00
105 Municipal Golf FUND	.00	23,953.99	8,955.51	14,998.48	14,202.44	796.04	.00
107 Stormwater Management FUND	.00	3,802,013.84	1,705,160.62	2,096,853.22	1,861,549.04	235,304.18	.00
151 Bond Retirement - City FUND	.00	116,929.71	51,560.84	65,368.87	26,559.87	38,809.00	.00
301 Street Const Maintenance & Rep FUND	.00	1,195,038.32	557,617.27	637,421.05	522,891.00	114,530.05	.00
302 Income Tax Infrastructure FUND	.00	688,650.46	276,449.69	412,200.77	245,396.67	166,804.10	.00
303 Parking Meter FUND	.00	383,544.98	171,516.31	212,028.67	145,581.06	66,447.61	.00
306 Municipal Motor Vehicle Lic Tx FUND	.00	205,065.85	147,714.30	57,351.55	44,040.21	13,311.34	.00
318 Sawyer Point FUND	.00	168,610.68	69,005.42	99,605.26	5,717.72	93,887.54	.00
323 Recreation Special Activities FUND	.00	909,815.61	289,485.10	620,330.51	518,147.63	102,182.88	.00
329 Cincinnati Riverfront Park FUND	.00	62,713.59	29,191.69	33,521.90	11,791.05	21,730.85	.00
347 Hazard Abatement Fund FUND	.00	49,330.63	.00	49,330.63	.00	49,330.63	.00
364 911 Cell Phone Fees FUND	.00	199,174.18	149,347.00	49,827.18	.00	49,827.18	49,750.00
377 Safe & Clean FUND	.00	50,137.55	2,686.96	47,450.59	47,450.59	.00	.00
395 Community Health Center FUND	.00	2,220,356.03	587,091.42	1,633,264.61	675,008.25	958,256.36	.00

416
RUN DATE: 10/11/2025
RUN TIME: 08.05.06

CITY OF CINCINNATI - DEPARTMENT OF FINANCE
DIVISION OF ACCOUNTS AND AUDITS
STATEMENT OF BALANCES - FUND SUMMARY
APPROPRIATED FUNDS
PRIOR YEAR BALANCES
AS OF 09 / 30 / 2025

PGM ID: CFSFA103
PAGE: 2

Attachment 4

	<u>ORIGINAL AUTHORIZATION</u>	<u>ADJUSTED AUTHORIZATION</u>	<u>EXPENDITURES AMOUNT</u>	<u>UNEXPENDED BALANCE</u>	<u>ENCUMBRANCE AMOUNT</u>	<u>UNENCUMBERED BALANCE</u>	<u>PRE-ENCUMBERED AMOUNT</u>
416 Cincinnati Health District FUND							
	.00	576,381.75	214,524.55	361,857.20	99,343.41	262,513.79	.00
449 Cinti Area Geographic Info Sys FUND							
	.00	1,680,872.00	46,732.42	1,634,139.58	904,858.29	729,281.29	.00
455 Streetcar Operations FUND							
	.00	1,443,485.25	1,175,757.41	267,727.84	97,967.93	169,759.91	.00
457 CLEAR FUND							
	.00	456,954.93	98,483.70	358,471.23	186,661.47	171,809.76	.00
701 Metropolitan Sewer District FUND							
	.00	260,563,580.89	51,643,902.07	208,919,678.82	24,481,456.76	184,438,222.06	662,919.99

449 091
 RUN DATE: 10/11/2025
 RUN TIME: 08.05.14

CITY OF CINCINNATI - DEPARTMENT OF FINANCE
 DIVISION OF ACCOUNTS AND AUDITS
 STATEMENT OF BALANCES
 APPROPRIATED FUNDS
 AS OF 09 / 30 / 2025

PGM ID: CFSFA104
 PAGE: 1

FY	FND	AGY	OBJT	ORIGINAL AUTHORIZATION	ADJUSTED AUTHORIZATION	EXPENDITURES AMOUNT	UNEXPENDED BALANCE	ENCUMBRANCE AMOUNT	UNENCUMBERED BALANCE	PRE-ENCUMBERED AMOUNT
449 Cinti Area Geographic Info Sys FUND										
090 Enterprise Technology Solution										
091 Enterprise Technology Solutions										
2017	449	091	7200	.00	435,740.74	.00	435,740.74	.00	435,740.74	.00
DIVISION TOTALS:				.00	435,740.74	.00	435,740.74	.00	435,740.74	.00
DEPARTMENT TOTALS:				.00	435,740.74	.00	435,740.74	.00	435,740.74	.00
PERCENT EXPENDED:				.0	PERCENT EXPENDED AND ENCUMBERED:		.0			
449 Cinti Area Geographic Info Sys FUND										
090 Enterprise Technology Solution										
091 Enterprise Technology Solutions										
2018	449	091	7200	.00	13,129.53	.00	13,129.53	.00	13,129.53	.00
DIVISION TOTALS:				.00	13,129.53	.00	13,129.53	.00	13,129.53	.00
DEPARTMENT TOTALS:				.00	13,129.53	.00	13,129.53	.00	13,129.53	.00
PERCENT EXPENDED:				.0	PERCENT EXPENDED AND ENCUMBERED:		.0			
050 General FUND										
100 Office Of The City Manager										
104 Office Of Environment & Sustainability										
2019	050	104	7400	.00	1,800.00	.00	1,800.00	.00	1,800.00	.00
DIVISION TOTALS:				.00	1,800.00	.00	1,800.00	.00	1,800.00	.00
DEPARTMENT TOTALS:				.00	1,800.00	.00	1,800.00	.00	1,800.00	.00
PERCENT EXPENDED:				.0	PERCENT EXPENDED AND ENCUMBERED:		.0			
347 Hazard Abatement Fund FUND										
210 Dept Of Bldgs & Inspections										
212 Bldg & Inspections, Licenses & Permits										
2019	347	212	7200	.00	30,241.00	.00	30,241.00	.00	30,241.00	.00
DIVISION TOTALS:				.00	30,241.00	.00	30,241.00	.00	30,241.00	.00
DEPARTMENT TOTALS:				.00	30,241.00	.00	30,241.00	.00	30,241.00	.00
PERCENT EXPENDED:				.0	PERCENT EXPENDED AND ENCUMBERED:		.0			
050 General FUND										
100 Office Of The City Manager										
101 City Manager's Office										
2020	050	101	7200	.00	15,249.52	.00	15,249.52	.00	15,249.52	.00
DIVISION TOTALS:				.00	15,249.52	.00	15,249.52	.00	15,249.52	.00
DEPARTMENT TOTALS:				.00	15,249.52	.00	15,249.52	.00	15,249.52	.00
PERCENT EXPENDED:				.0	PERCENT EXPENDED AND ENCUMBERED:		.0			

102 248
 RUN DATE: 10/11/2025
 RUN TIME: 08.05.14

CITY OF CINCINNATI - DEPARTMENT OF FINANCE
 DIVISION OF ACCOUNTS AND AUDITS
 STATEMENT OF BALANCES
 APPROPRIATED FUNDS
 AS OF 09 / 30 / 2025

PGM ID: CFSFA104
 PAGE: 2

Attachment 4

FY	FND	AGY	OBJT	ORIGINAL AUTHORIZATION	ADJUSTED AUTHORIZATION	EXPENDITURES AMOUNT	UNEXPENDED BALANCE	ENCUMBRANCE AMOUNT	UNENCUMBERED BALANCE	PRE-ENCUMBERED AMOUNT
102 Parking System Facilities FUND										
240 Dept. Of Enterprise Services										
248 Div Of Parking Facilities										
2020	102	248	7400	.00	8,720.00	.00	8,720.00	.00	8,720.00	.00
DIVISION TOTALS:				.00	8,720.00	.00	8,720.00	.00	8,720.00	.00
DEPARTMENT TOTALS:				.00	8,720.00	.00	8,720.00	.00	8,720.00	.00
PERCENT EXPENDED:				.0	PERCENT EXPENDED AND ENCUMBERED:			.0		
050 General FUND										
100 Office Of The City Manager										
101 City Manager's Office										
2021	050	101	7200	.00	116,607.94	.00	116,607.94	.00	116,607.94	.00
DIVISION TOTALS:				.00	116,607.94	.00	116,607.94	.00	116,607.94	.00
DEPARTMENT TOTALS:				.00	116,607.94	.00	116,607.94	.00	116,607.94	.00
PERCENT EXPENDED:				.0	PERCENT EXPENDED AND ENCUMBERED:			.0		
101 Water Works FUND										
300 Department Of Water Works										
304 Water Works, Div Of Distribution										
2021	101	304	7200	.00	200,000.00	.00	200,000.00	.00	200,000.00	.00
DIVISION TOTALS:				.00	200,000.00	.00	200,000.00	.00	200,000.00	.00
DEPARTMENT TOTALS:				.00	200,000.00	.00	200,000.00	.00	200,000.00	.00
PERCENT EXPENDED:				.0	PERCENT EXPENDED AND ENCUMBERED:			.0		
364 911 Cell Phone Fees FUND										
100 Office Of The City Manager										
103 Emergency Communications										
2021	364	103	7400	.00	49,750.00	.00	49,750.00	.00	49,750.00	49,750.00
DIVISION TOTALS:				.00	49,750.00	.00	49,750.00	.00	49,750.00	49,750.00
DEPARTMENT TOTALS:				.00	49,750.00	.00	49,750.00	.00	49,750.00	49,750.00
PERCENT EXPENDED:				.0	PERCENT EXPENDED AND ENCUMBERED:			.0		
050 General FUND										
100 Office Of The City Manager										
101 City Manager's Office										
2022	050	101	7200	.00	260,514.74	.00	260,514.74	.00	260,514.74	.00
2022	050	101	7400	.00	75,000.00	.00	75,000.00	75,000.00	.00	.00
DIVISION TOTALS:				.00	335,514.74	.00	335,514.74	75,000.00	260,514.74	.00
DEPARTMENT TOTALS:				.00	335,514.74	.00	335,514.74	75,000.00	260,514.74	.00
PERCENT EXPENDED:				.0	PERCENT EXPENDED AND ENCUMBERED:			22.4		

050 136
RUN DATE: 10/11/2025
RUN TIME: 08.05.14

CITY OF CINCINNATI - DEPARTMENT OF FINANCE
DIVISION OF ACCOUNTS AND AUDITS
STATEMENT OF BALANCES
APPROPRIATED FUNDS
AS OF 09 / 30 / 2025

PGM ID: CFSFA104
PAGE: 3

Attachment 4

FY	FND	AGY	OBJT	ORIGINAL AUTHORIZATION	ADJUSTED AUTHORIZATION	EXPENDITURES AMOUNT	UNEXPENDED BALANCE	ENCUMBRANCE AMOUNT	UNENCUMBERED BALANCE	PRE-ENCUMBERED AMOUNT
130 Department Of Finance										
136 Finance, Income Tax										
2022	050	136	7200	.00	500.00	.00	500.00	.00	500.00	.00
DIVISION TOTALS:				.00	500.00	.00	500.00	.00	500.00	.00
DEPARTMENT TOTALS:				.00	500.00	.00	500.00	.00	500.00	.00
PERCENT EXPENDED:				.0	PERCENT EXPENDED AND ENCUMBERED:			.0		
210 Dept Of Bldgs & Inspections										
212 Bldg & Inspections, Licenses & Permits										
2022	050	212	7200	.00	499.04	.00	499.04	.00	499.04	.00
DIVISION TOTALS:				.00	499.04	.00	499.04	.00	499.04	.00
DEPARTMENT TOTALS:				.00	499.04	.00	499.04	.00	499.04	.00
PERCENT EXPENDED:				.0	PERCENT EXPENDED AND ENCUMBERED:			.0		
220 Department of Police										
226 Police - Support										
2022	050	226	7300	.00	72,598.90	.00	72,598.90	6,195.00	66,403.90	.00
DIVISION TOTALS:				.00	72,598.90	.00	72,598.90	6,195.00	66,403.90	.00
DEPARTMENT TOTALS:				.00	72,598.90	.00	72,598.90	6,195.00	66,403.90	.00
PERCENT EXPENDED:				.0	PERCENT EXPENDED AND ENCUMBERED:			8.5		
950 Miscellaneous Accounts										
959 Manager's Office Obligations										
2022	050	959	7200	.00	24,627.59	.00	24,627.59	12,904.00	11,723.59	.00
DIVISION TOTALS:				.00	24,627.59	.00	24,627.59	12,904.00	11,723.59	.00
DEPARTMENT TOTALS:				.00	24,627.59	.00	24,627.59	12,904.00	11,723.59	.00
PERCENT EXPENDED:				.0	PERCENT EXPENDED AND ENCUMBERED:			52.4		
101 Water Works FUND										
300 Department Of Water Works										
307 Water Works, Div Of Info Tech										
2022	101	307	7400	.00	111,672.12	.00	111,672.12	.00	111,672.12	.00
DIVISION TOTALS:				.00	111,672.12	.00	111,672.12	.00	111,672.12	.00
DEPARTMENT TOTALS:				.00	111,672.12	.00	111,672.12	.00	111,672.12	.00
PERCENT EXPENDED:				.0	PERCENT EXPENDED AND ENCUMBERED:			.0		
107 Stormwater Management FUND										
310 Stormwater Management Utility										
311 Stormwater Management Utility										
2022	107	311	7200	.00	83,530.71	.00	83,530.71	.00	83,530.71	.00
2022	107	311	7400	.00	8,301.96	.00	8,301.96	.00	8,301.96	.00
DIVISION TOTALS:				.00	91,832.67	.00	91,832.67	.00	91,832.67	.00
DEPARTMENT TOTALS:				.00	91,832.67	.00	91,832.67	.00	91,832.67	.00
PERCENT EXPENDED:				.0	PERCENT EXPENDED AND ENCUMBERED:			.0		

347 212
 RUN DATE: 10/11/2025
 RUN TIME: 08.05.14

CITY OF CINCINNATI - DEPARTMENT OF FINANCE
 DIVISION OF ACCOUNTS AND AUDITS
 STATEMENT OF BALANCES
 APPROPRIATED FUNDS
 AS OF 09 / 30 / 2025

PGM ID: CFSFA104
 PAGE: 4

Attachment 4

				ORIGINAL	ADJUSTED	EXPENDITURES	UNEXPENDED	ENCUMBRANCE	UNENCUMBERED	PRE-ENCUMBERED
FY	FND	AGY	OBJT	AUTHORIZATION	AUTHORIZATION	AMOUNT	BALANCE	AMOUNT	BALANCE	AMOUNT
347 Hazard Abatement Fund FUND										
210 Dept Of Bldgs & Inspections										
212 Bldg & Inspections, Licenses & Permits										
2022	347	212	7200	.00	19,089.63	.00	19,089.63	.00	19,089.63	.00
DIVISION TOTALS:				.00	19,089.63	.00	19,089.63	.00	19,089.63	.00
DEPARTMENT TOTALS:				.00	19,089.63	.00	19,089.63	.00	19,089.63	.00
PERCENT EXPENDED:				.0	PERCENT EXPENDED AND ENCUMBERED:			.0		
457 CLEAR FUND										
090 Enterprise Technology Solution										
093 ETS-CLEAR										
2022	457	093	7400	.00	33,450.00	.00	33,450.00	.00	33,450.00	.00
DIVISION TOTALS:				.00	33,450.00	.00	33,450.00	.00	33,450.00	.00
DEPARTMENT TOTALS:				.00	33,450.00	.00	33,450.00	.00	33,450.00	.00
PERCENT EXPENDED:				.0	PERCENT EXPENDED AND ENCUMBERED:			.0		
050 General FUND										
100 Office Of The City Manager										
101 City Manager's Office										
2023	050	101	7200	.00	78,862.98	.00	78,862.98	.00	78,862.98	.00
2023	050	101	7400	.00	79,722.66	.00	79,722.66	79,722.66	.00	.00
DIVISION TOTALS:				.00	158,585.64	.00	158,585.64	79,722.66	78,862.98	.00
107 Procurement										
2023	050	107	7300	.00	206.14	.00	206.14	.00	206.14	.00
DIVISION TOTALS:				.00	206.14	.00	206.14	.00	206.14	.00
DEPARTMENT TOTALS:				.00	158,791.78	.00	158,791.78	79,722.66	79,069.12	.00
PERCENT EXPENDED:				.0	PERCENT EXPENDED AND ENCUMBERED:			50.2		
110 Department Of Law										
111 Civil										
2023	050	111	7200	.00	3,314.00	.00	3,314.00	.00	3,314.00	.00
DIVISION TOTALS:				.00	3,314.00	.00	3,314.00	.00	3,314.00	.00
DEPARTMENT TOTALS:				.00	3,314.00	.00	3,314.00	.00	3,314.00	.00
PERCENT EXPENDED:				.0	PERCENT EXPENDED AND ENCUMBERED:			.0		
210 Dept Of Bldgs & Inspections										
211 Bldg & Inspections, Director										
2023	050	211	7200	.00	19,157.99	.00	19,157.99	96.60	19,061.39	.00
DIVISION TOTALS:				.00	19,157.99	.00	19,157.99	96.60	19,061.39	.00
DEPARTMENT TOTALS:				.00	19,157.99	.00	19,157.99	96.60	19,061.39	.00
PERCENT EXPENDED:				.0	PERCENT EXPENDED AND ENCUMBERED:			.5		
220 Department of Police										
222 Department Of Police										
2023	050	222	7300	.00	73,358.15	991.51	72,366.64	.00	72,366.64	.00
DIVISION TOTALS:				.00	73,358.15	991.51	72,366.64	.00	72,366.64	.00

050 226
 RUN DATE: 10/11/2025
 RUN TIME: 08.05.14

CITY OF CINCINNATI - DEPARTMENT OF FINANCE
 DIVISION OF ACCOUNTS AND AUDITS
 STATEMENT OF BALANCES
 APPROPRIATED FUNDS
 AS OF 09 / 30 / 2025

PGM ID: CFSFA104
 PAGE: 5

Attachment 4

FY	FND	AGY	OBJT	ORIGINAL AUTHORIZATION	ADJUSTED AUTHORIZATION	EXPENDITURES AMOUNT	UNEXPENDED BALANCE	ENCUMBRANCE AMOUNT	UNENCUMBERED BALANCE	PRE-ENCUMBERED AMOUNT
226 Police - Support										
2023	050	226	7300	.00	1,084.15	.00	1,084.15	1,084.15	.00	.00
DIVISION TOTALS:				.00	1,084.15	.00	1,084.15	1,084.15	.00	.00
227 Police - Administration										
2023	050	227	7400	.00	213.77	.00	213.77	.00	213.77	.00
DIVISION TOTALS:				.00	213.77	.00	213.77	.00	213.77	.00
DEPARTMENT TOTALS:				.00	74,656.07	991.51	73,664.56	1,084.15	72,580.41	.00
PERCENT EXPENDED:				1.3	PERCENT EXPENDED AND ENCUMBERED:			2.8		
250 Dept Of Public Services										
253 Div Of Neighborhood Operations										
2023	050	253	7200	.00	6,711.76	.00	6,711.76	6,711.76	.00	.00
DIVISION TOTALS:				.00	6,711.76	.00	6,711.76	6,711.76	.00	.00
DEPARTMENT TOTALS:				.00	6,711.76	.00	6,711.76	6,711.76	.00	.00
PERCENT EXPENDED:				.0	PERCENT EXPENDED AND ENCUMBERED:			100.0		
270 Department Of Fire										
271 Fire - Response										
2023	050	271	7200	.00	4,875.00	.00	4,875.00	.00	4,875.00	.00
2023	050	271	7300	.00	23,729.82	.00	23,729.82	.00	23,729.82	.00
DIVISION TOTALS:				.00	28,604.82	.00	28,604.82	.00	28,604.82	.00
272 Fire - Support Services										
2023	050	272	7200	.00	1,276.89	.00	1,276.89	.00	1,276.89	.00
2023	050	272	7300	.00	6,045.75	.00	6,045.75	.00	6,045.75	.00
DIVISION TOTALS:				.00	7,322.64	.00	7,322.64	.00	7,322.64	.00
DEPARTMENT TOTALS:				.00	35,927.46	.00	35,927.46	.00	35,927.46	.00
PERCENT EXPENDED:				.0	PERCENT EXPENDED AND ENCUMBERED:			.0		
950 Miscellaneous Accounts										
951 Judgments Against The City										
2023	050	951	7400	.00	36,835.98	.00	36,835.98	36,835.98	.00	.00
DIVISION TOTALS:				.00	36,835.98	.00	36,835.98	36,835.98	.00	.00
959 Manager's Office Obligations										
2023	050	959	7200	.00	12,173.02	.00	12,173.02	.00	12,173.02	.00
DIVISION TOTALS:				.00	12,173.02	.00	12,173.02	.00	12,173.02	.00
DEPARTMENT TOTALS:				.00	49,009.00	.00	49,009.00	36,835.98	12,173.02	.00
PERCENT EXPENDED:				.0	PERCENT EXPENDED AND ENCUMBERED:			75.2		
101 Water Works FUND										
300 Department Of Water Works										
301 Water Works, Business Service										
2023	101	301	7200	.00	114,904.31	.00	114,904.31	.00	114,904.31	.00
2023	101	301	7300	.00	314.70	.00	314.70	.00	314.70	.00
2023	101	301	7400	.00	28,483.01	.00	28,483.01	.00	28,483.01	.00
DIVISION TOTALS:				.00	143,702.02	.00	143,702.02	.00	143,702.02	.00

101 302
 RUN DATE: 10/11/2025
 RUN TIME: 08.05.14

CITY OF CINCINNATI - DEPARTMENT OF FINANCE
 DIVISION OF ACCOUNTS AND AUDITS
 STATEMENT OF BALANCES
 APPROPRIATED FUNDS
 AS OF 09 / 30 / 2025

PGM ID: CFSFA104
 PAGE: 6

FY	FND	AGY	OBJT	ORIGINAL AUTHORIZATION	ADJUSTED AUTHORIZATION	EXPENDITURES AMOUNT	UNEXPENDED BALANCE	ENCUMBRANCE AMOUNT	UNENCUMBERED BALANCE	PRE-ENCUMBERED AMOUNT
302 Water Works, Commercial Services										
2023	101	302	7200	.00	17,643.65	.00	17,643.65	.00	17,643.65	.00
2023	101	302	7300	.00	610.50	.00	610.50	.00	610.50	.00
2023	101	302	7400	.00	1,000.00	.00	1,000.00	.00	1,000.00	.00
DIVISION TOTALS:				.00	19,254.15	.00	19,254.15	.00	19,254.15	.00
303 Water Works, Div Of Supply										
2023	101	303	7200	.00	214,919.17	.00	214,919.17	.00	214,919.17	.00
2023	101	303	7300	.00	10,237.31	.00	10,237.31	.00	10,237.31	.00
2023	101	303	7400	.00	11,685.82	.00	11,685.82	.00	11,685.82	.00
DIVISION TOTALS:				.00	236,842.30	.00	236,842.30	.00	236,842.30	.00
304 Water Works, Div Of Distribution										
2023	101	304	7200	.00	131,190.18	.00	131,190.18	.00	131,190.18	.00
2023	101	304	7300	.00	72,338.35	.00	72,338.35	.00	72,338.35	.00
DIVISION TOTALS:				.00	203,528.53	.00	203,528.53	.00	203,528.53	.00
305 Div Of Wtr Quality & Treatment										
2023	101	305	7200	.00	25,956.06	.00	25,956.06	.00	25,956.06	.00
2023	101	305	7300	.00	18,643.69	.00	18,643.69	.00	18,643.69	.00
DIVISION TOTALS:				.00	44,599.75	.00	44,599.75	.00	44,599.75	.00
306 Water Works, Div Of Engineering										
2023	101	306	7300	.00	464.30	.00	464.30	.00	464.30	.00
DIVISION TOTALS:				.00	464.30	.00	464.30	.00	464.30	.00
307 Water Works, Div Of Info Tech										
2023	101	307	7200	.00	487,516.15	.00	487,516.15	.00	487,516.15	.00
2023	101	307	7300	.00	933.30	.00	933.30	.00	933.30	.00
2023	101	307	7400	.00	453,983.42	.00	453,983.42	.00	453,983.42	.00
DIVISION TOTALS:				.00	942,432.87	.00	942,432.87	.00	942,432.87	.00
DEPARTMENT TOTALS:				.00	1,590,823.92	.00	1,590,823.92	.00	1,590,823.92	.00
PERCENT EXPENDED:				.0	PERCENT EXPENDED AND ENCUMBERED:			.0		
102 Parking System Facilities FUND										
240 Dept. Of Enterprise Services										
248 Div Of Parking Facilities										
2023	102	248	7200	.00	182,443.61	.00	182,443.61	.00	182,443.61	.00
DIVISION TOTALS:				.00	182,443.61	.00	182,443.61	.00	182,443.61	.00
DEPARTMENT TOTALS:				.00	182,443.61	.00	182,443.61	.00	182,443.61	.00
PERCENT EXPENDED:				.0	PERCENT EXPENDED AND ENCUMBERED:			.0		
107 Stormwater Management FUND										
310 Stormwater Management Utility										
311 Stormwater Management Utility										
2023	107	311	7200	.00	39,978.62	.00	39,978.62	.00	39,978.62	.00
2023	107	311	7300	.00	2,527.18	.00	2,527.18	.00	2,527.18	.00
DIVISION TOTALS:				.00	42,505.80	.00	42,505.80	.00	42,505.80	.00
DEPARTMENT TOTALS:				.00	42,505.80	.00	42,505.80	.00	42,505.80	.00
PERCENT EXPENDED:				.0	PERCENT EXPENDED AND ENCUMBERED:			.0		

303 248
RUN DATE: 10/11/2025
RUN TIME: 08.05.14

CITY OF CINCINNATI - DEPARTMENT OF FINANCE
DIVISION OF ACCOUNTS AND AUDITS
STATEMENT OF BALANCES
APPROPRIATED FUNDS
AS OF 09 / 30 / 2025

PGM ID: CFSFA104
PAGE: 7

Attachment 4

FY	FND	AGY	OBJT	ORIGINAL AUTHORIZATION	ADJUSTED AUTHORIZATION	EXPENDITURES AMOUNT	UNEXPENDED BALANCE	ENCUMBRANCE AMOUNT	UNENCUMBERED BALANCE	PRE-ENCUMBERED AMOUNT
303 Parking Meter FUND										
240 Dept. Of Enterprise Services										
248 Div Of Parking Facilities										
2023	303	248	7200	.00	64,851.80	.00	64,851.80	.00	64,851.80	.00
DIVISION TOTALS:				.00	64,851.80	.00	64,851.80	.00	64,851.80	.00
DEPARTMENT TOTALS:				.00	64,851.80	.00	64,851.80	.00	64,851.80	.00
PERCENT EXPENDED:				.0	PERCENT EXPENDED AND ENCUMBERED:			.0		
 323 Recreation Special Activities FUND										
190 Dept Of Public Recreation										
191 Recreation West Region										
2023	323	191	7200	.00	1,092.00	.00	1,092.00	.00	1,092.00	.00
DIVISION TOTALS:				.00	1,092.00	.00	1,092.00	.00	1,092.00	.00
 192 Recreation East Region										
2023	323	192	7200	.00	1,652.05	.00	1,652.05	.00	1,652.05	.00
DIVISION TOTALS:				.00	1,652.05	.00	1,652.05	.00	1,652.05	.00
 193 Recreation Central Region										
2023	323	193	7200	.00	2,913.60	.00	2,913.60	.00	2,913.60	.00
DIVISION TOTALS:				.00	2,913.60	.00	2,913.60	.00	2,913.60	.00
 197 Recreation Athletics										
2023	323	197	7200	.00	764.50	.00	764.50	.00	764.50	.00
2023	323	197	7300	.00	10.09	.00	10.09	.00	10.09	.00
DIVISION TOTALS:				.00	774.59	.00	774.59	.00	774.59	.00
 199 Recreation Administration										
2023	323	199	7200	.00	1,863.75	.00	1,863.75	.00	1,863.75	.00
2023	323	199	7300	.00	803.60	.00	803.60	.00	803.60	.00
DIVISION TOTALS:				.00	2,667.35	.00	2,667.35	.00	2,667.35	.00
DEPARTMENT TOTALS:				.00	9,099.59	.00	9,099.59	.00	9,099.59	.00
PERCENT EXPENDED:				.0	PERCENT EXPENDED AND ENCUMBERED:			.0		
 416 Cincinnati Health District FUND										
260 Department Of Public Health										
261 Health, Office Of The Commissioner										
2023	416	261	7200	.00	9,018.51	.00	9,018.51	.00	9,018.51	.00
2023	416	261	7300	.00	487.43	.00	487.43	.00	487.43	.00
2023	416	261	7400	.00	8,431.00	.00	8,431.00	.00	8,431.00	.00
DIVISION TOTALS:				.00	17,936.94	.00	17,936.94	.00	17,936.94	.00
 262 Health, Technical Resources										
2023	416	262	7200	.00	1,226.59	.00	1,226.59	.00	1,226.59	.00
DIVISION TOTALS:				.00	1,226.59	.00	1,226.59	.00	1,226.59	.00
 263 Div Of Community Health										
2023	416	263	7200	.00	1,734.59	.00	1,734.59	.00	1,734.59	.00
DIVISION TOTALS:				.00	1,734.59	.00	1,734.59	.00	1,734.59	.00

416 264
 RUN DATE: 10/11/2025
 RUN TIME: 08.05.14

CITY OF CINCINNATI - DEPARTMENT OF FINANCE
 DIVISION OF ACCOUNTS AND AUDITS
 STATEMENT OF BALANCES
 APPROPRIATED FUNDS
 AS OF 09 / 30 / 2025

PGM ID: CFSFA104
 PAGE: 8

FY	FND	AGY	OBJT	ORIGINAL AUTHORIZATION	ADJUSTED AUTHORIZATION	EXPENDITURES AMOUNT	UNEXPENDED BALANCE	ENCUMBRANCE AMOUNT	UNENCUMBERED BALANCE	PRE-ENCUMBERED AMOUNT
264 Primary Health Care - S.P.										
2023	416	264	7200	.00	215.50	.00	215.50	.00	215.50	.00
2023	416	264	7300	.00	173.30	.00	173.30	.00	173.30	.00
DIVISION TOTALS:				.00	388.80	.00	388.80	.00	388.80	.00
DEPARTMENT TOTALS:				.00	21,286.92	.00	21,286.92	.00	21,286.92	.00
PERCENT EXPENDED:				.0	PERCENT EXPENDED AND ENCUMBERED:					
								.0		
449 Cinti Area Geographic Info Sys FUND										
100 Office Of The City Manager										
108 Dept of Performance & Data Analytics										
2023	449	108	7200	.00	6,109.77	.00	6,109.77	.00	6,109.77	.00
2023	449	108	7300	.00	500.00	.00	500.00	.00	500.00	.00
2023	449	108	7400	.00	132,458.23	.00	132,458.23	.00	132,458.23	.00
DIVISION TOTALS:				.00	139,068.00	.00	139,068.00	.00	139,068.00	.00
DEPARTMENT TOTALS:				.00	139,068.00	.00	139,068.00	.00	139,068.00	.00
PERCENT EXPENDED:				.0	PERCENT EXPENDED AND ENCUMBERED:					
								.0		
457 CLEAR FUND										
090 Enterprise Technology Solution										
093 ETS-CLEAR										
2023	457	093	7200	.00	73,368.11	.00	73,368.11	.00	73,368.11	.00
2023	457	093	7300	.00	.20	.00	.20	.00	.20	.00
2023	457	093	7400	.00	600.00	.00	600.00	.00	600.00	.00
DIVISION TOTALS:				.00	73,968.31	.00	73,968.31	.00	73,968.31	.00
DEPARTMENT TOTALS:				.00	73,968.31	.00	73,968.31	.00	73,968.31	.00
PERCENT EXPENDED:				.0	PERCENT EXPENDED AND ENCUMBERED:					
								.0		
701 Metropolitan Sewer District FUND										
410 Dept. of Sewers Director's Off										
410 Dept. of Sewers Director's Office										
2023	701	410	7200	.00	47,604.75	.00	47,604.75	.00	47,604.75	.00
2023	701	410	7300	.00	1,387.30	.00	1,387.30	.00	1,387.30	.00
DIVISION TOTALS:				.00	48,992.05	.00	48,992.05	.00	48,992.05	.00
DEPARTMENT TOTALS:				.00	48,992.05	.00	48,992.05	.00	48,992.05	.00
PERCENT EXPENDED:				.0	PERCENT EXPENDED AND ENCUMBERED:					
								.0		
430 MSD Div Of Wastewater Admin										
431 MSD Division of Information Technology										
2023	701	431	7200	.00	72,531.75	.00	72,531.75	.00	72,531.75	.00
2023	701	431	7400	.00	1,103.53	.00	1,103.53	.00	1,103.53	.00
DIVISION TOTALS:				.00	73,635.28	.00	73,635.28	.00	73,635.28	.00
DEPARTMENT TOTALS:				.00	73,635.28	.00	73,635.28	.00	73,635.28	.00
PERCENT EXPENDED:				.0	PERCENT EXPENDED AND ENCUMBERED:					
								.0		

701 442
 RUN DATE: 10/11/2025
 RUN TIME: 08.05.14

CITY OF CINCINNATI - DEPARTMENT OF FINANCE
 DIVISION OF ACCOUNTS AND AUDITS
 STATEMENT OF BALANCES
 APPROPRIATED FUNDS
 AS OF 09 / 30 / 2025

PGM ID: CFSFA104
 PAGE: 9

FY	FND	AGY	OBJT	ORIGINAL AUTHORIZATION	ADJUSTED AUTHORIZATION	EXPENDITURES AMOUNT	UNEXPENDED BALANCE	ENCUMBRANCE AMOUNT	UNENCUMBERED BALANCE	PRE-ENCUMBERED AMOUNT
440 MSD Div Of Wastewater Treatmen										
442 MSD Millcreek Section										
2023	701	442	7200	.00	410,313.01	11,170.10	399,142.91	.00	399,142.91	.00
2023	701	442	7300	.00	92,454.49	.00	92,454.49	38,928.00	53,526.49	.00
2023	701	442	7400	.00	1,000.00	.00	1,000.00	.00	1,000.00	.00
DIVISION TOTALS:				.00	503,767.50	11,170.10	492,597.40	38,928.00	453,669.40	.00
443 MSD Little Miami Section										
2023	701	443	7200	.00	27,220.50	.00	27,220.50	.00	27,220.50	.00
2023	701	443	7300	.00	9,085.97	.00	9,085.97	.00	9,085.97	.00
2023	701	443	7400	.00	800.00	.00	800.00	.00	800.00	.00
DIVISION TOTALS:				.00	37,106.47	.00	37,106.47	.00	37,106.47	.00
444 MSD Muddy Creek Section										
2023	701	444	7200	.00	7,758.76	.00	7,758.76	.00	7,758.76	.00
2023	701	444	7300	.00	25,596.08	.00	25,596.08	.00	25,596.08	.00
2023	701	444	7400	.00	1,105.76	.00	1,105.76	.00	1,105.76	.00
DIVISION TOTALS:				.00	34,460.60	.00	34,460.60	.00	34,460.60	.00
445 MSD Sycamore Section										
2023	701	445	7200	.00	3,013.18	.00	3,013.18	1,200.00	1,813.18	.00
2023	701	445	7400	.00	1,000.00	.00	1,000.00	.00	1,000.00	.00
DIVISION TOTALS:				.00	4,013.18	.00	4,013.18	1,200.00	2,813.18	.00
446 MSD Taylor Creek Section										
2023	701	446	7200	.00	15,079.17	.00	15,079.17	.00	15,079.17	.00
2023	701	446	7400	.00	1,000.00	.00	1,000.00	.00	1,000.00	.00
DIVISION TOTALS:				.00	16,079.17	.00	16,079.17	.00	16,079.17	.00
447 MSD Polk Run Section										
2023	701	447	7400	.00	1,000.00	.00	1,000.00	.00	1,000.00	.00
DIVISION TOTALS:				.00	1,000.00	.00	1,000.00	.00	1,000.00	.00
448 MSD Pump Stations										
2023	701	448	7200	.00	254.47	.00	254.47	.00	254.47	.00
2023	701	448	7300	.00	1,155.62	.00	1,155.62	.00	1,155.62	.00
DIVISION TOTALS:				.00	1,410.09	.00	1,410.09	.00	1,410.09	.00
DEPARTMENT TOTALS:				.00	597,837.01	11,170.10	586,666.91	40,128.00	546,538.91	.00
PERCENT EXPENDED:				1.9	PERCENT EXPENDED AND ENCUMBERED:					
								8.6		
450 MSD Div Of Wastewater Collecti										
450 MSD Div Of Wastewater Collection										
2023	701	450	7200	.00	145,022.13	77,677.59	67,344.54	41,322.41	26,022.13	.00
2023	701	450	7300	.00	71,491.09	.00	71,491.09	.00	71,491.09	.00
2023	701	450	7400	.00	265.68	.00	265.68	.00	265.68	.00
DIVISION TOTALS:				.00	216,778.90	77,677.59	139,101.31	41,322.41	97,778.90	.00
DEPARTMENT TOTALS:				.00	216,778.90	77,677.59	139,101.31	41,322.41	97,778.90	.00
PERCENT EXPENDED:				35.8	PERCENT EXPENDED AND ENCUMBERED:					
								54.9		

701 460
 RUN DATE: 10/11/2025
 RUN TIME: 08.05.14

CITY OF CINCINNATI - DEPARTMENT OF FINANCE
 DIVISION OF ACCOUNTS AND AUDITS
 STATEMENT OF BALANCES
 APPROPRIATED FUNDS
 AS OF 09 / 30 / 2025

PGM ID: CFSFA104
 PAGE: 10

FY	FND	AGY	OBJT	ORIGINAL AUTHORIZATION	ADJUSTED AUTHORIZATION	EXPENDITURES AMOUNT	UNEXPENDED BALANCE	ENCUMBRANCE AMOUNT	UNENCUMBERED BALANCE	PRE-ENCUMBERED AMOUNT
460 MSD Div Of Industrial Waste										
460 MSD Div Of Industrial Waste										
2023	701	460	7200	.00	105,599.09	.00	105,599.09	.00	105,599.09	.00
2023	701	460	7300	.00	16,624.56	.00	16,624.56	.00	16,624.56	.00
DIVISION TOTALS:				.00	122,223.65	.00	122,223.65	.00	122,223.65	.00
DEPARTMENT TOTALS:				.00	122,223.65	.00	122,223.65	.00	122,223.65	.00
PERCENT EXPENDED:				.0	PERCENT EXPENDED AND ENCUMBERED:			.0		
980 Capital Outlay Accounts										
981 Motorized & Construction Equip										
2023	701	981	7600	.00	765,883.80	551,549.80	214,334.00	.00	214,334.00	.00
DIVISION TOTALS:				.00	765,883.80	551,549.80	214,334.00	.00	214,334.00	.00
982 Office & Technical Equip										
2023	701	982	7600	.00	2,261.93	.00	2,261.93	.00	2,261.93	.00
DIVISION TOTALS:				.00	2,261.93	.00	2,261.93	.00	2,261.93	.00
DEPARTMENT TOTALS:				.00	768,145.73	551,549.80	216,595.93	.00	216,595.93	.00
PERCENT EXPENDED:				71.8	PERCENT EXPENDED AND ENCUMBERED:			71.8		
050 General FUND										
010 Office Of The Clerk Of Council										
041 Office Of The Clerk Of Council										
2024	050	041	7200	.00	11,522.14	.00	11,522.14	7,500.00	4,022.14	.00
DIVISION TOTALS:				.00	11,522.14	.00	11,522.14	7,500.00	4,022.14	.00
DEPARTMENT TOTALS:				.00	11,522.14	.00	11,522.14	7,500.00	4,022.14	.00
PERCENT EXPENDED:				.0	PERCENT EXPENDED AND ENCUMBERED:			65.1		
090 Enterprise Technology Solution										
091 Enterprise Technology Solutions										
2024	050	091	7200	.00	30,248.00	.00	30,248.00	.00	30,248.00	.00
DIVISION TOTALS:				.00	30,248.00	.00	30,248.00	.00	30,248.00	.00
DEPARTMENT TOTALS:				.00	30,248.00	.00	30,248.00	.00	30,248.00	.00
PERCENT EXPENDED:				.0	PERCENT EXPENDED AND ENCUMBERED:			.0		
100 Office Of The City Manager										
101 City Manager's Office										
2024	050	101	7200	.00	61,824.77	9,000.00	52,824.77	3,975.00	48,849.77	.00
2024	050	101	7400	.00	432,607.71	116,161.52	316,446.19	316,446.19	.00	.00
DIVISION TOTALS:				.00	494,432.48	125,161.52	369,270.96	320,421.19	48,849.77	.00
103 Emergency Communications										
2024	050	103	7200	.00	1,200.00	.00	1,200.00	.00	1,200.00	.00
2024	050	103	7300	.00	2,385.36	.00	2,385.36	.00	2,385.36	.00
2024	050	103	7400	.00	42,046.64	1,512.00	40,534.64	40,534.64	.00	.00
DIVISION TOTALS:				.00	45,632.00	1,512.00	44,120.00	40,534.64	3,585.36	.00

050 107
 RUN DATE: 10/11/2025
 RUN TIME: 08.05.14

CITY OF CINCINNATI - DEPARTMENT OF FINANCE
 DIVISION OF ACCOUNTS AND AUDITS
 STATEMENT OF BALANCES
 APPROPRIATED FUNDS
 AS OF 09 / 30 / 2025

PGM ID: CFSFA104
 PAGE: 11

FY	FND	AGY	OBJT	ORIGINAL AUTHORIZATION	ADJUSTED AUTHORIZATION	EXPENDITURES AMOUNT	UNEXPENDED BALANCE	ENCUMBRANCE AMOUNT	UNENCUMBERED BALANCE	PRE-ENCUMBERED AMOUNT	
107 Procurement											
2024	050	107	7200	.00	23,755.67	.00	23,755.67	.00	23,755.67	.00	
2024	050	107	7300	.00	21,709.36	.00	21,709.36	.00	21,709.36	.00	
2024	050	107	7400	.00	3,310.00	.00	3,310.00	.00	3,310.00	.00	
DIVISION TOTALS:				.00	48,775.03	.00	48,775.03	.00	48,775.03	.00	
DEPARTMENT TOTALS:				.00	588,839.51	126,673.52	462,165.99	360,955.83	101,210.16	.00	
PERCENT EXPENDED:				21.5	PERCENT EXPENDED AND ENCUMBERED:						82.8
110 Department Of Law											
111 Civil											
2024	050	111	7200	.00	30,863.97	5,680.00	25,183.97	.00	25,183.97	.00	
DIVISION TOTALS:				.00	30,863.97	5,680.00	25,183.97	.00	25,183.97	.00	
DEPARTMENT TOTALS:				.00	30,863.97	5,680.00	25,183.97	.00	25,183.97	.00	
PERCENT EXPENDED:				18.4	PERCENT EXPENDED AND ENCUMBERED:						18.4
130 Department Of Finance											
133 Finance, Accounts & Audits											
2024	050	133	7200	.00	130.65	.00	130.65	130.65	.00	.00	
DIVISION TOTALS:				.00	130.65	.00	130.65	130.65	.00	.00	
134 Finance, Treasury											
2024	050	134	7200	.00	8,366.77	.00	8,366.77	.00	8,366.77	.00	
2024	050	134	7300	.00	5,037.08	.00	5,037.08	.00	5,037.08	.00	
2024	050	134	7400	.00	202.02	.00	202.02	.00	202.02	.00	
DIVISION TOTALS:				.00	13,605.87	.00	13,605.87	.00	13,605.87	.00	
136 Finance, Income Tax											
2024	050	136	7200	.00	660.35	.00	660.35	.00	660.35	.00	
2024	050	136	7300	.00	7.22	.00	7.22	.00	7.22	.00	
2024	050	136	7400	.00	97.72	.00	97.72	.00	97.72	.00	
DIVISION TOTALS:				.00	765.29	.00	765.29	.00	765.29	.00	
DEPARTMENT TOTALS:				.00	14,501.81	.00	14,501.81	130.65	14,371.16	.00	
PERCENT EXPENDED:				.0	PERCENT EXPENDED AND ENCUMBERED:						.9
160 Community Developmt											
164 Division Of Community Devel											
2024	050	164	7200	.00	942,500.32	188,036.90	754,463.42	724,463.42	30,000.00	.00	
2024	050	164	7400	.00	14,855.39	.00	14,855.39	14,855.39	.00	.00	
DIVISION TOTALS:				.00	957,355.71	188,036.90	769,318.81	739,318.81	30,000.00	.00	
DEPARTMENT TOTALS:				.00	957,355.71	188,036.90	769,318.81	739,318.81	30,000.00	.00	
PERCENT EXPENDED:				19.6	PERCENT EXPENDED AND ENCUMBERED:						96.9
170 Department Of Planning & Build											
171 City Planning											
2024	050	171	7300	.00	328.27	.00	328.27	.00	328.27	.00	
2024	050	171	7400	.00	519.26	.00	519.26	.00	519.26	.00	
DIVISION TOTALS:				.00	847.53	.00	847.53	.00	847.53	.00	
DEPARTMENT TOTALS:				.00	847.53	.00	847.53	.00	847.53	.00	
PERCENT EXPENDED:				.0	PERCENT EXPENDED AND ENCUMBERED:						.0

050 181
 RUN DATE: 10/11/2025
 RUN TIME: 08.05.14

CITY OF CINCINNATI - DEPARTMENT OF FINANCE
 DIVISION OF ACCOUNTS AND AUDITS
 STATEMENT OF BALANCES
 APPROPRIATED FUNDS
 AS OF 09 / 30 / 2025

PGM ID: CFSFA104
 PAGE: 12

FY	FND	AGY	OBJT	ORIGINAL AUTHORIZATION	ADJUSTED AUTHORIZATION	EXPENDITURES AMOUNT	UNEXPENDED BALANCE	ENCUMBRANCE AMOUNT	UNENCUMBERED BALANCE	PRE-ENCUMBERED AMOUNT
180 Citizens' Complaint Authority										
181 Citizens' Complaint Authority										
2024	050	181	7200	.00	500.00	.00	500.00	.00	500.00	.00
DIVISION TOTALS:				.00	500.00	.00	500.00	.00	500.00	.00
DEPARTMENT TOTALS:				.00	500.00	.00	500.00	.00	500.00	.00
PERCENT EXPENDED:				.0	PERCENT EXPENDED AND ENCUMBERED:			.0		
190 Dept Of Public Recreation										
191 Recreation West Region										
2024	050	191	7200	.00	162.81	.00	162.81	.00	162.81	.00
DIVISION TOTALS:				.00	162.81	.00	162.81	.00	162.81	.00
192 Recreation East Region										
2024	050	192	7200	.00	177.92	.00	177.92	.00	177.92	.00
DIVISION TOTALS:				.00	177.92	.00	177.92	.00	177.92	.00
193 Recreation Central Region										
2024	050	193	7200	.00	16.46	.00	16.46	.00	16.46	.00
DIVISION TOTALS:				.00	16.46	.00	16.46	.00	16.46	.00
197 Recreation Athletics										
2024	050	197	7200	.00	15,367.68	15,367.68	.00	.00	.00	.00
DIVISION TOTALS:				.00	15,367.68	15,367.68	.00	.00	.00	.00
199 Recreation Administration										
2024	050	199	7300	.00	17,302.00	.00	17,302.00	17,302.00	.00	.00
DIVISION TOTALS:				.00	17,302.00	.00	17,302.00	17,302.00	.00	.00
DEPARTMENT TOTALS:				.00	33,026.87	15,367.68	17,659.19	17,302.00	357.19	.00
PERCENT EXPENDED:				46.5	PERCENT EXPENDED AND ENCUMBERED:			98.9		
200 Department Of Parks										
202 Parks, Operations & Facility Mgmt										
2024	050	202	7200	.00	448.00	.00	448.00	.00	448.00	.00
2024	050	202	7300	.00	2,265.52	.00	2,265.52	.00	2,265.52	.00
DIVISION TOTALS:				.00	2,713.52	.00	2,713.52	.00	2,713.52	.00
203 Parks, Adm & Program Services										
2024	050	203	7300	.00	265.44	.00	265.44	.00	265.44	.00
DIVISION TOTALS:				.00	265.44	.00	265.44	.00	265.44	.00
DEPARTMENT TOTALS:				.00	2,978.96	.00	2,978.96	.00	2,978.96	.00
PERCENT EXPENDED:				.0	PERCENT EXPENDED AND ENCUMBERED:			.0		
210 Dept Of Bldgs & Inspections										
211 Bldg & Inspections, Director										
2024	050	211	7200	.00	170.00	.00	170.00	.00	170.00	.00
2024	050	211	7300	.00	542.51	.00	542.51	.00	542.51	.00
2024	050	211	7400	.00	1,450.00	.00	1,450.00	.00	1,450.00	.00
DIVISION TOTALS:				.00	2,162.51	.00	2,162.51	.00	2,162.51	.00
DEPARTMENT TOTALS:				.00	2,162.51	.00	2,162.51	.00	2,162.51	.00
PERCENT EXPENDED:				.0	PERCENT EXPENDED AND ENCUMBERED:			.0		

050 222
 RUN DATE: 10/11/2025
 RUN TIME: 08.05.14

CITY OF CINCINNATI - DEPARTMENT OF FINANCE
 DIVISION OF ACCOUNTS AND AUDITS
 STATEMENT OF BALANCES
 APPROPRIATED FUNDS
 AS OF 09 / 30 / 2025

PGM ID: CFSFA104
 PAGE: 13

FY	FND	AGY	OBJT	ORIGINAL AUTHORIZATION	ADJUSTED AUTHORIZATION	EXPENDITURES AMOUNT	UNEXPENDED BALANCE	ENCUMBRANCE AMOUNT	UNENCUMBERED BALANCE	PRE-ENCUMBERED AMOUNT
220 Department of Police										
222 Department Of Police										
2024	050	222	7200	.00	88,805.33	.00	88,805.33	.00	88,805.33	.00
2024	050	222	7300	.00	31,176.00	.00	31,176.00	.00	31,176.00	.00
2024	050	222	7400	.00	216.48	.00	216.48	.00	216.48	.00
DIVISION TOTALS:				.00	120,197.81	.00	120,197.81	.00	120,197.81	.00
225 Police - Investigations										
2024	050	225	7200	.00	28,901.00	.00	28,901.00	.00	28,901.00	.00
2024	050	225	7300	.00	7,115.86	.00	7,115.86	.00	7,115.86	.00
2024	050	225	7400	.00	801.00	.00	801.00	.00	801.00	.00
DIVISION TOTALS:				.00	36,817.86	.00	36,817.86	.00	36,817.86	.00
226 Police - Support										
2024	050	226	7200	.00	7,791.80	.00	7,791.80	3,541.80	4,250.00	.00
2024	050	226	7300	.00	184,816.53	4,402.35	180,414.18	125,562.39	54,851.79	.00
2024	050	226	7400	.00	3,000.00	.00	3,000.00	.00	3,000.00	.00
DIVISION TOTALS:				.00	195,608.33	4,402.35	191,205.98	129,104.19	62,101.79	.00
227 Police - Administration										
2024	050	227	7200	.00	18,788.00	.00	18,788.00	.00	18,788.00	.00
2024	050	227	7300	.00	24,768.43	.00	24,768.43	20,984.72	3,783.71	.00
2024	050	227	7400	.00	19,852.17	14,000.00	5,852.17	3,190.00	2,662.17	.00
DIVISION TOTALS:				.00	63,408.60	14,000.00	49,408.60	24,174.72	25,233.88	.00
DEPARTMENT TOTALS:				.00	416,032.60	18,402.35	397,630.25	153,278.91	244,351.34	.00
PERCENT EXPENDED:				4.4	PERCENT EXPENDED AND ENCUMBERED:					
								41.3		
230 Dept Of Transportation & Engin										
232 Div Of Transportation Planning										
2024	050	232	7200	.00	42,167.56	968.66	41,198.90	40,794.81	404.09	.00
DIVISION TOTALS:				.00	42,167.56	968.66	41,198.90	40,794.81	404.09	.00
DEPARTMENT TOTALS:				.00	42,167.56	968.66	41,198.90	40,794.81	404.09	.00
PERCENT EXPENDED:				2.3	PERCENT EXPENDED AND ENCUMBERED:					
								99.0		
250 Dept Of Public Services										
253 Div Of Neighborhood Operations										
2024	050	253	7200	.00	2,100.00	.00	2,100.00	2,100.00	.00	.00
DIVISION TOTALS:				.00	2,100.00	.00	2,100.00	2,100.00	.00	.00
255 Div Of City Facility Mgmt										
2024	050	255	7200	.00	1,140.00	.00	1,140.00	1,140.00	.00	.00
DIVISION TOTALS:				.00	1,140.00	.00	1,140.00	1,140.00	.00	.00
DEPARTMENT TOTALS:				.00	3,240.00	.00	3,240.00	3,240.00	.00	.00
PERCENT EXPENDED:				.0	PERCENT EXPENDED AND ENCUMBERED:					
								100.0		
270 Department Of Fire										
271 Fire - Response										
2024	050	271	7200	.00	189,629.32	9,746.00	179,883.32	179,883.32	.00	.00
2024	050	271	7300	.00	79,476.17	.00	79,476.17	79,476.17	.00	.00
2024	050	271	7400	.00	843.53	.00	843.53	843.53	.00	.00
DIVISION TOTALS:				.00	269,949.02	9,746.00	260,203.02	260,203.02	.00	.00

050 272
 RUN DATE: 10/11/2025
 RUN TIME: 08.05.14

CITY OF CINCINNATI - DEPARTMENT OF FINANCE
 DIVISION OF ACCOUNTS AND AUDITS
 STATEMENT OF BALANCES
 APPROPRIATED FUNDS
 AS OF 09 / 30 / 2025

PGM ID: CFSFA104
 PAGE: 14

FY	FND	AGY	OBJT	ORIGINAL AUTHORIZATION	ADJUSTED AUTHORIZATION	EXPENDITURES AMOUNT	UNEXPENDED BALANCE	ENCUMBRANCE AMOUNT	UNENCUMBERED BALANCE	PRE-ENCUMBERED AMOUNT
272 Fire - Support Services										
2024	050	272	7200	.00	6,415.93	.00	6,415.93	6,415.93	.00	.00
2024	050	272	7300	.00	15,751.61	.00	15,751.61	15,751.61	.00	.00
DIVISION TOTALS:				.00	22,167.54	.00	22,167.54	22,167.54	.00	.00
DEPARTMENT TOTALS:				.00	292,116.56	9,746.00	282,370.56	282,370.56	.00	.00
PERCENT EXPENDED:				3.3	PERCENT EXPENDED AND ENCUMBERED: 100.0					
280										
281 Economic Inclusion										
2024	050	281	7200	.00	2,500.00	.00	2,500.00	.00	2,500.00	.00
2024	050	281	7300	.00	120.00	.00	120.00	.00	120.00	.00
2024	050	281	7400	.00	382.05	.00	382.05	.00	382.05	.00
DIVISION TOTALS:				.00	3,002.05	.00	3,002.05	.00	3,002.05	.00
DEPARTMENT TOTALS:				.00	3,002.05	.00	3,002.05	.00	3,002.05	.00
PERCENT EXPENDED:				.0	PERCENT EXPENDED AND ENCUMBERED: .0					
920 Employee Benefits (Cont)										
928 Tuition Reimbursement										
2024	050	928	7400	.00	57,941.00	.00	57,941.00	.00	57,941.00	.00
DIVISION TOTALS:				.00	57,941.00	.00	57,941.00	.00	57,941.00	.00
DEPARTMENT TOTALS:				.00	57,941.00	.00	57,941.00	.00	57,941.00	.00
PERCENT EXPENDED:				.0	PERCENT EXPENDED AND ENCUMBERED: .0					
950 Miscellaneous Accounts										
951 Judgments Against The City										
2024	050	951	7400	.00	112.41	.00	112.41	.00	112.41	.00
DIVISION TOTALS:				.00	112.41	.00	112.41	.00	112.41	.00
952 Enterprise Software and Licenses										
2024	050	952	7300	.00	4,209.20	.00	4,209.20	.00	4,209.20	.00
2024	050	952	7400	.00	462,799.69	.00	462,799.69	.00	462,799.69	.00
DIVISION TOTALS:				.00	467,008.89	.00	467,008.89	.00	467,008.89	.00
953 Memberships & Publications										
2024	050	953	7200	.00	5,000.00	.00	5,000.00	5,000.00	.00	.00
DIVISION TOTALS:				.00	5,000.00	.00	5,000.00	5,000.00	.00	.00
959 Manager's Office Obligations										
2024	050	959	7200	.00	4,138.58	.00	4,138.58	4,138.58	.00	.00
DIVISION TOTALS:				.00	4,138.58	.00	4,138.58	4,138.58	.00	.00
DEPARTMENT TOTALS:				.00	476,259.88	.00	476,259.88	9,138.58	467,121.30	.00
PERCENT EXPENDED:				.0	PERCENT EXPENDED AND ENCUMBERED: 1.9					
101 Water Works FUND										
300 Department Of Water Works										
301 Water Works, Business Service										
2024	101	301	7200	.00	127,467.58	16,849.88	110,617.70	110,617.70	.00	.00
2024	101	301	7300	.00	8,490.61	.00	8,490.61	8,490.61	.00	.00
2024	101	301	7400	.00	123,234.42	.00	123,234.42	123,234.42	.00	.00
DIVISION TOTALS:				.00	259,192.61	16,849.88	242,342.73	242,342.73	.00	.00

101 302
 RUN DATE: 10/11/2025
 RUN TIME: 08.05.14

CITY OF CINCINNATI - DEPARTMENT OF FINANCE
 DIVISION OF ACCOUNTS AND AUDITS
 STATEMENT OF BALANCES
 APPROPRIATED FUNDS
 AS OF 09 / 30 / 2025

PGM ID: CFSFA104
 PAGE: 15

FY	FND	AGY	OBJT	ORIGINAL AUTHORIZATION	ADJUSTED AUTHORIZATION	EXPENDITURES AMOUNT	UNEXPENDED BALANCE	ENCUMBRANCE AMOUNT	UNENCUMBERED BALANCE	PRE-ENCUMBERED AMOUNT
302 Water Works, Commercial Services										
2024	101	302	7200	.00	711,289.01	.00	711,289.01	711,289.01	.00	.00
2024	101	302	7300	.00	41,051.18	.00	41,051.18	41,051.18	.00	.00
2024	101	302	7400	.00	4,679.30	.00	4,679.30	4,679.30	.00	.00
DIVISION TOTALS:				.00	757,019.49	.00	757,019.49	757,019.49	.00	.00
303 Water Works, Div Of Supply										
2024	101	303	7200	.00	3,757,984.77	.00	3,757,984.77	3,757,984.77	.00	.00
2024	101	303	7300	.00	222,125.13	2,951.58	219,173.55	219,173.55	.00	.00
2024	101	303	7400	.00	29,247.80	.00	29,247.80	29,247.80	.00	.00
DIVISION TOTALS:				.00	4,009,357.70	2,951.58	4,006,406.12	4,006,406.12	.00	.00
304 Water Works, Div Of Distribution										
2024	101	304	7200	.00	376,265.57	.00	376,265.57	376,265.57	.00	.00
2024	101	304	7300	.00	106,699.69	.00	106,699.69	106,699.69	.00	.00
2024	101	304	7400	.00	262.92	.00	262.92	262.92	.00	.00
DIVISION TOTALS:				.00	483,228.18	.00	483,228.18	483,228.18	.00	.00
305 Div Of Wtr Quality & Treatment										
2024	101	305	7200	.00	98,306.53	.00	98,306.53	90,752.96	7,553.57	.00
2024	101	305	7300	.00	58,399.63	.00	58,399.63	58,399.63	.00	.00
DIVISION TOTALS:				.00	156,706.16	.00	156,706.16	149,152.59	7,553.57	.00
306 Water Works, Div Of Engineering										
2024	101	306	7200	.00	5,129.60	.00	5,129.60	5,129.60	.00	.00
2024	101	306	7300	.00	4,700.42	.00	4,700.42	4,700.42	.00	.00
2024	101	306	7400	.00	117.00	.00	117.00	117.00	.00	.00
DIVISION TOTALS:				.00	9,947.02	.00	9,947.02	9,947.02	.00	.00
307 Water Works, Div Of Info Tech										
2024	101	307	7200	.00	1,959,491.77	.00	1,959,491.77	1,959,491.77	.00	.00
2024	101	307	7300	.00	4,350.39	.00	4,350.39	4,350.39	.00	.00
2024	101	307	7400	.00	302,627.43	4,273.58	298,353.85	298,353.85	.00	.00
DIVISION TOTALS:				.00	2,266,469.59	4,273.58	2,262,196.01	2,262,196.01	.00	.00
309 Water Works Debt Service										
2024	101	309	7700	.00	49,914.52	.00	49,914.52	49,914.52	.00	.00
DIVISION TOTALS:				.00	49,914.52	.00	49,914.52	49,914.52	.00	.00
DEPARTMENT TOTALS:				.00	7,991,835.27	24,075.04	7,967,760.23	7,960,206.66	7,553.57	.00
PERCENT EXPENDED:				.3	PERCENT EXPENDED AND ENCUMBERED:					
							99.9			
102 Parking System Facilities FUND										
240 Dept. Of Enterprise Services										
248 Div Of Parking Facilities										
2024	102	248	7200	.00	4,200.00	.00	4,200.00	.00	4,200.00	.00
2024	102	248	7400	.00	26,003.00	.00	26,003.00	.00	26,003.00	.00
DIVISION TOTALS:				.00	30,203.00	.00	30,203.00	.00	30,203.00	.00
DEPARTMENT TOTALS:				.00	30,203.00	.00	30,203.00	.00	30,203.00	.00
PERCENT EXPENDED:				.0	PERCENT EXPENDED AND ENCUMBERED:					
							.0			

103 243
 RUN DATE: 10/11/2025
 RUN TIME: 08.05.14

CITY OF CINCINNATI - DEPARTMENT OF FINANCE
 DIVISION OF ACCOUNTS AND AUDITS
 STATEMENT OF BALANCES
 APPROPRIATED FUNDS
 AS OF 09 / 30 / 2025

PGM ID: CFSFA104
 PAGE: 16

FY	FND	AGY	OBJT	ORIGINAL AUTHORIZATION	ADJUSTED AUTHORIZATION	EXPENDITURES AMOUNT	UNEXPENDED BALANCE	ENCUMBRANCE AMOUNT	UNENCUMBERED BALANCE	PRE-ENCUMBERED AMOUNT
103 Convention-Exposition Center FUND										
240 Dept. Of Enterprise Services										
243 Duke Energy Center										
2024	103	243	7200	.00	64,429.27	.00	64,429.27	64,429.27	.00	.00
DIVISION TOTALS:				.00	64,429.27	.00	64,429.27	64,429.27	.00	.00
DEPARTMENT TOTALS:				.00	64,429.27	.00	64,429.27	64,429.27	.00	.00
PERCENT EXPENDED:				.0	PERCENT EXPENDED AND ENCUMBERED: 100.0					
104 General Aviation FUND										
230 Dept Of Transportation & Engin										
234 Div Of Aviation										
2024	104	234	7200	.00	60.17	.00	60.17	.00	60.17	.00
2024	104	234	7300	.00	3,383.82	.00	3,383.82	.00	3,383.82	.00
2024	104	234	7400	.00	1,152.00	.00	1,152.00	.00	1,152.00	.00
DIVISION TOTALS:				.00	4,595.99	.00	4,595.99	.00	4,595.99	.00
DEPARTMENT TOTALS:				.00	4,595.99	.00	4,595.99	.00	4,595.99	.00
PERCENT EXPENDED:				.0	PERCENT EXPENDED AND ENCUMBERED: .0					
105 Municipal Golf FUND										
190 Dept Of Public Recreation										
195 Recreation Golf										
2024	105	195	7200	.00	796.04	.00	796.04	.00	796.04	.00
DIVISION TOTALS:				.00	796.04	.00	796.04	.00	796.04	.00
DEPARTMENT TOTALS:				.00	796.04	.00	796.04	.00	796.04	.00
PERCENT EXPENDED:				.0	PERCENT EXPENDED AND ENCUMBERED: .0					
107 Stormwater Management FUND										
310 Stormwater Management Utility										
311 Stormwater Management Utility										
2024	107	311	7200	.00	457,233.42	.00	457,233.42	367,233.42	90,000.00	.00
2024	107	311	7300	.00	16,517.31	.00	16,517.31	16,517.31	.00	.00
2024	107	311	7400	.00	201.00	.00	201.00	201.00	.00	.00
DIVISION TOTALS:				.00	473,951.73	.00	473,951.73	383,951.73	90,000.00	.00
DEPARTMENT TOTALS:				.00	473,951.73	.00	473,951.73	383,951.73	90,000.00	.00
PERCENT EXPENDED:				.0	PERCENT EXPENDED AND ENCUMBERED: 81.0					
151 Bond Retirement - City FUND										
130 Department Of Finance										
134 Finance, Treasury										
2024	151	134	7200	.00	6,961.21	.00	6,961.21	.00	6,961.21	.00
DIVISION TOTALS:				.00	6,961.21	.00	6,961.21	.00	6,961.21	.00
DEPARTMENT TOTALS:				.00	6,961.21	.00	6,961.21	.00	6,961.21	.00
PERCENT EXPENDED:				.0	PERCENT EXPENDED AND ENCUMBERED: .0					

301 252
 RUN DATE: 10/11/2025
 RUN TIME: 08.05.14

CITY OF CINCINNATI - DEPARTMENT OF FINANCE
 DIVISION OF ACCOUNTS AND AUDITS
 STATEMENT OF BALANCES
 APPROPRIATED FUNDS
 AS OF 09 / 30 / 2025

PGM ID: CFSFA104
 PAGE: 17

FY	FND	AGY	OBJT	ORIGINAL AUTHORIZATION	ADJUSTED AUTHORIZATION	EXPENDITURES AMOUNT	UNEXPENDED BALANCE	ENCUMBRANCE AMOUNT	UNENCUMBERED BALANCE	PRE-ENCUMBERED AMOUNT
301 Street Const Maintenance & Rep FUND										
250 Dept Of Public Services										
252 Traffic And Road Operations										
2024	301	252	7300	.00	6,204.80	.00	6,204.80	2,486.00	3,718.80	.00
2024	301	252	7400	.00	2,100.00	.00	2,100.00	2,100.00	.00	.00
DIVISION TOTALS:				.00	8,304.80	.00	8,304.80	4,586.00	3,718.80	.00
DEPARTMENT TOTALS:				.00	8,304.80	.00	8,304.80	4,586.00	3,718.80	.00
PERCENT EXPENDED:				.0	PERCENT EXPENDED AND ENCUMBERED: 55.2					
302 Income Tax Infrastructure FUND										
100 Office Of The City Manager										
102 Office Of Budget & Evaluation										
2024	302	102	7400	.00	34.02	.00	34.02	34.02	.00	.00
DIVISION TOTALS:				.00	34.02	.00	34.02	34.02	.00	.00
DEPARTMENT TOTALS:				.00	34.02	.00	34.02	34.02	.00	.00
PERCENT EXPENDED:				.0	PERCENT EXPENDED AND ENCUMBERED: 100.0					
250 Dept Of Public Services										
255 Div Of City Facility Mgmt										
2024	302	255	7200	.00	19,232.22	.00	19,232.22	19,232.22	.00	.00
2024	302	255	7300	.00	768.77	.00	768.77	768.77	.00	.00
DIVISION TOTALS:				.00	20,000.99	.00	20,000.99	20,000.99	.00	.00
DEPARTMENT TOTALS:				.00	20,000.99	.00	20,000.99	20,000.99	.00	.00
PERCENT EXPENDED:				.0	PERCENT EXPENDED AND ENCUMBERED: 100.0					
303 Parking Meter FUND										
240 Dept. Of Enterprise Services										
248 Div Of Parking Facilities										
2024	303	248	7200	.00	10,456.16	2,900.00	7,556.16	6,956.16	600.00	.00
2024	303	248	7300	.00	7,885.91	.00	7,885.91	7,885.91	.00	.00
DIVISION TOTALS:				.00	18,342.07	2,900.00	15,442.07	14,842.07	600.00	.00
DEPARTMENT TOTALS:				.00	18,342.07	2,900.00	15,442.07	14,842.07	600.00	.00
PERCENT EXPENDED:				15.8	PERCENT EXPENDED AND ENCUMBERED: 96.7					
306 Municipal Motor Vehicle Lic Tx FUND										
250 Dept Of Public Services										
252 Traffic And Road Operations										
2024	306	252	7300	.00	4,660.24	.00	4,660.24	.00	4,660.24	.00
DIVISION TOTALS:				.00	4,660.24	.00	4,660.24	.00	4,660.24	.00
DEPARTMENT TOTALS:				.00	4,660.24	.00	4,660.24	.00	4,660.24	.00
PERCENT EXPENDED:				.0	PERCENT EXPENDED AND ENCUMBERED: .0					

318 202
RUN DATE: 10/11/2025
RUN TIME: 08.05.14

CITY OF CINCINNATI - DEPARTMENT OF FINANCE
DIVISION OF ACCOUNTS AND AUDITS
STATEMENT OF BALANCES
APPROPRIATED FUNDS
AS OF 09 / 30 / 2025

PGM ID: CFSFA104
PAGE: 18

<u>FY</u>	<u>FND</u>	<u>AGY</u>	<u>OBJT</u>	<u>ORIGINAL</u> <u>AUTHORIZATION</u>	<u>ADJUSTED</u> <u>AUTHORIZATION</u>	<u>EXPENDITURES</u> <u>AMOUNT</u>	<u>UNEXPENDED</u> <u>BALANCE</u>	<u>ENCUMBRANCE</u> <u>AMOUNT</u>	<u>UNENCUMBERED</u> <u>BALANCE</u>	<u>PRE-ENCUMBERED</u> <u>AMOUNT</u>
318 Sawyer Point FUND										
200 Department Of Parks										
202 Parks, Operations & Facility Mgmt										
2024	318	202	7300	.00	11,721.64	.00	11,721.64	.00	11,721.64	.00
DIVISION TOTALS:				.00	11,721.64	.00	11,721.64	.00	11,721.64	.00
DEPARTMENT TOTALS:										
PERCENT EXPENDED:				.00	11,721.64	.00	11,721.64	.00	11,721.64	.00
PERCENT EXPENDED AND ENCUMBERED:								.0		
323 Recreation Special Activities FUND										
190 Dept Of Public Recreation										
192 Recreation East Region										
2024	323	192	7200	.00	185.75	.00	185.75	.00	185.75	.00
DIVISION TOTALS:				.00	185.75	.00	185.75	.00	185.75	.00
193 Recreation Central Region										
2024	323	193	7200	.00	3,037.12	.00	3,037.12	.00	3,037.12	.00
2024	323	193	7300	.00	1,396.33	.00	1,396.33	1,396.33	.00	.00
DIVISION TOTALS:				.00	4,433.45	.00	4,433.45	1,396.33	3,037.12	.00
197 Recreation Athletics										
2024	323	197	7200	.00	12,426.22	.00	12,426.22	8,575.00	3,851.22	.00
DIVISION TOTALS:				.00	12,426.22	.00	12,426.22	8,575.00	3,851.22	.00
199 Recreation Administration										
2024	323	199	7200	.00	20,138.27	.00	20,138.27	15,183.27	4,955.00	.00
DIVISION TOTALS:				.00	20,138.27	.00	20,138.27	15,183.27	4,955.00	.00
DEPARTMENT TOTALS:										
PERCENT EXPENDED:				.00	37,183.69	.00	37,183.69	25,154.60	12,029.09	.00
PERCENT EXPENDED AND ENCUMBERED:								67.6		
329 Cincinnati Riverfront Park FUND										
200 Department Of Parks										
202 Parks, Operations & Facility Mgmt										
2024	329	202	7200	.00	965.00	.00	965.00	.00	965.00	.00
2024	329	202	7300	.00	1,250.40	.00	1,250.40	.00	1,250.40	.00
DIVISION TOTALS:				.00	2,215.40	.00	2,215.40	.00	2,215.40	.00
DEPARTMENT TOTALS:										
PERCENT EXPENDED:				.00	2,215.40	.00	2,215.40	.00	2,215.40	.00
PERCENT EXPENDED AND ENCUMBERED:								.0		
364 911 Cell Phone Fees FUND										
100 Office Of The City Manager										
103 Emergency Communications										
2024	364	103	7300	.00	77.18	.00	77.18	.00	77.18	.00
DIVISION TOTALS:				.00	77.18	.00	77.18	.00	77.18	.00
DEPARTMENT TOTALS:										
PERCENT EXPENDED:				.00	77.18	.00	77.18	.00	77.18	.00
PERCENT EXPENDED AND ENCUMBERED:								.0		

377 253
 RUN DATE: 10/11/2025
 RUN TIME: 08.05.14

CITY OF CINCINNATI - DEPARTMENT OF FINANCE
 DIVISION OF ACCOUNTS AND AUDITS
 STATEMENT OF BALANCES
 APPROPRIATED FUNDS
 AS OF 09 / 30 / 2025

PGM ID: CFSFA104
 PAGE: 19

FY	FND	AGY	OBJT	ORIGINAL AUTHORIZATION	ADJUSTED AUTHORIZATION	EXPENDITURES AMOUNT	UNEXPENDED BALANCE	ENCUMBRANCE AMOUNT	UNENCUMBERED BALANCE	PRE-ENCUMBERED AMOUNT
377 Safe & Clean FUND										
250 Dept Of Public Services										
253 Div Of Neighborhood Operations										
2024	377	253	7200	.00	14,254.53	1,525.34	12,729.19	12,729.19	.00	.00
DIVISION TOTALS:				.00	14,254.53	1,525.34	12,729.19	12,729.19	.00	.00
DEPARTMENT TOTALS:				.00	14,254.53	1,525.34	12,729.19	12,729.19	.00	.00
PERCENT EXPENDED: 10.7				PERCENT EXPENDED AND ENCUMBERED: 100.0						
395 Community Health Center FUND										
260 Department Of Public Health										
265 Primary Health Care - H.C.										
2024	395	265	7200	.00	402,031.57	180.00	401,851.57	87,647.88	314,203.69	.00
2024	395	265	7300	.00	25,661.17	.00	25,661.17	.00	25,661.17	.00
2024	395	265	7400	.00	16,716.59	.00	16,716.59	.00	16,716.59	.00
DIVISION TOTALS:				.00	444,409.33	180.00	444,229.33	87,647.88	356,581.45	.00
266 School & Adolescent Health										
2024	395	266	7200	.00	68,427.36	120.00	68,307.36	58,297.95	10,009.41	.00
2024	395	266	7300	.00	28.69	.00	28.69	.00	28.69	.00
DIVISION TOTALS:				.00	68,456.05	120.00	68,336.05	58,297.95	10,038.10	.00
DEPARTMENT TOTALS:				.00	512,865.38	300.00	512,565.38	145,945.83	366,619.55	.00
PERCENT EXPENDED: .1				PERCENT EXPENDED AND ENCUMBERED: 28.5						
416 Cincinnati Health District FUND										
260 Department Of Public Health										
261 Health, Office Of The Commissioner										
2024	416	261	7200	.00	4,413.50	.00	4,413.50	.00	4,413.50	.00
2024	416	261	7300	.00	7,272.08	.00	7,272.08	.00	7,272.08	.00
DIVISION TOTALS:				.00	11,685.58	.00	11,685.58	.00	11,685.58	.00
262 Health, Technical Resources										
2024	416	262	7200	.00	37,649.58	.00	37,649.58	.00	37,649.58	.00
2024	416	262	7300	.00	1,236.56	.00	1,236.56	.00	1,236.56	.00
2024	416	262	7400	.00	464.48	.00	464.48	339.38	125.10	.00
DIVISION TOTALS:				.00	39,350.62	.00	39,350.62	339.38	39,011.24	.00
263 Div Of Community Health										
2024	416	263	7200	.00	14,316.65	.00	14,316.65	1,740.53	12,576.12	.00
2024	416	263	7300	.00	1,731.44	.00	1,731.44	68.10	1,663.34	.00
2024	416	263	7400	.00	86.75	.00	86.75	.00	86.75	.00
DIVISION TOTALS:				.00	16,134.84	.00	16,134.84	1,808.63	14,326.21	.00
264 Primary Health Care - S.P.										
2024	416	264	7200	.00	95.08	.00	95.08	.00	95.08	.00
2024	416	264	7300	.00	9,057.97	.00	9,057.97	.00	9,057.97	.00
DIVISION TOTALS:				.00	9,153.05	.00	9,153.05	.00	9,153.05	.00
265 Primary Health Care - H.C.										
2024	416	265	7300	.00	5,000.00	.00	5,000.00	.00	5,000.00	.00
DIVISION TOTALS:				.00	5,000.00	.00	5,000.00	.00	5,000.00	.00

416 266
RUN DATE: 10/11/2025
RUN TIME: 08.05.14

CITY OF CINCINNATI - DEPARTMENT OF FINANCE
DIVISION OF ACCOUNTS AND AUDITS
STATEMENT OF BALANCES
APPROPRIATED FUNDS
AS OF 09 / 30 / 2025

PGM ID: CFSFA104
PAGE: 20

FY	FND	AGY	OBJT	ORIGINAL AUTHORIZATION	ADJUSTED AUTHORIZATION	EXPENDITURES AMOUNT	UNEXPENDED BALANCE	ENCUMBRANCE AMOUNT	UNENCUMBERED BALANCE	PRE-ENCUMBERED AMOUNT
266 School & Adolescent Health										
2024	416	266	7300	.00	2,000.00	.00	2,000.00	.00	2,000.00	.00
DIVISION TOTALS:				.00	2,000.00	.00	2,000.00	.00	2,000.00	.00
DEPARTMENT TOTALS:										
PERCENT EXPENDED:				.0	83,324.09	.00	83,324.09	2,148.01	81,176.08	.00
PERCENT EXPENDED AND ENCUMBERED:								2.6		
449 Cinti Area Geographic Info Sys FUND										
100 Office Of The City Manager										
108 Dept of Performance & Data Analytics										
2024	449	108	7200	.00	54,632.84	.00	54,632.84	.00	54,632.84	.00
2024	449	108	7300	.00	1,725.52	.00	1,725.52	.00	1,725.52	.00
2024	449	108	7400	.00	84,230.01	.00	84,230.01	.00	84,230.01	.00
DIVISION TOTALS:				.00	140,588.37	.00	140,588.37	.00	140,588.37	.00
DEPARTMENT TOTALS:										
PERCENT EXPENDED:				.0	140,588.37	.00	140,588.37	.00	140,588.37	.00
PERCENT EXPENDED AND ENCUMBERED:								.0		
457 CLEAR FUND										
090 Enterprise Technology Solution										
093 ETS-CLEAR										
2024	457	093	7200	.00	3,174.69	.00	3,174.69	.00	3,174.69	.00
2024	457	093	7300	.00	111,290.23	.00	111,290.23	107,883.00	3,407.23	.00
2024	457	093	7400	.00	5,300.00	.00	5,300.00	.00	5,300.00	.00
DIVISION TOTALS:				.00	119,764.92	.00	119,764.92	107,883.00	11,881.92	.00
DEPARTMENT TOTALS:										
PERCENT EXPENDED:				.0	119,764.92	.00	119,764.92	107,883.00	11,881.92	.00
PERCENT EXPENDED AND ENCUMBERED:								90.1		
701 Metropolitan Sewer District FUND										
410 Dept. of Sewers Director's Off										
410 Dept. of Sewers Director's Office										
2024	701	410	7200	.00	138,831.36	.00	138,831.36	9,200.75	129,630.61	.00
2024	701	410	7300	.00	11,172.09	.00	11,172.09	.00	11,172.09	.00
DIVISION TOTALS:				.00	150,003.45	.00	150,003.45	9,200.75	140,802.70	.00
DEPARTMENT TOTALS:										
PERCENT EXPENDED:				.0	150,003.45	.00	150,003.45	9,200.75	140,802.70	.00
PERCENT EXPENDED AND ENCUMBERED:								6.1		
420 MSD Div Of Wastewater Engineer										
420 MSD Div Of Wastewater Engineering										
2024	701	420	7200	.00	165,036.72	.00	165,036.72	34,652.33	130,384.39	.00
2024	701	420	7300	.00	24,105.63	.00	24,105.63	83.96	24,021.67	.00
2024	701	420	7400	.00	9,967.52	.00	9,967.52	.00	9,967.52	.00
DIVISION TOTALS:				.00	199,109.87	.00	199,109.87	34,736.29	164,373.58	.00
DEPARTMENT TOTALS:										
PERCENT EXPENDED:				.0	199,109.87	.00	199,109.87	34,736.29	164,373.58	.00
PERCENT EXPENDED AND ENCUMBERED:								17.4		

701 430
 RUN DATE: 10/11/2025
 RUN TIME: 08.05.14

CITY OF CINCINNATI - DEPARTMENT OF FINANCE
 DIVISION OF ACCOUNTS AND AUDITS
 STATEMENT OF BALANCES
 APPROPRIATED FUNDS
 AS OF 09 / 30 / 2025

PGM ID: CFSFA104
 PAGE: 21

FY	FND	AGY	OBJT	ORIGINAL AUTHORIZATION	ADJUSTED AUTHORIZATION	EXPENDITURES AMOUNT	UNEXPENDED BALANCE	ENCUMBRANCE AMOUNT	UNENCUMBERED BALANCE	PRE-ENCUMBERED AMOUNT
430 MSD Div Of Wastewater Admin										
430 MSD Div Of Wastewater Admin										
2024	701	430	7200	.00	221,679.26	11,250.00	210,429.26	12,150.00	198,279.26	.00
2024	701	430	7300	.00	32,704.30	.00	32,704.30	.00	32,704.30	.00
2024	701	430	7400	.00	9,373.01	.00	9,373.01	6,667.65	2,705.36	.00
DIVISION TOTALS:				.00	263,756.57	11,250.00	252,506.57	18,817.65	233,688.92	.00
431 MSD Division of Information Technology										
2024	701	431	7100	.00	698.86	.00	698.86	.00	698.86	.00
2024	701	431	7200	.00	66,460.85	.00	66,460.85	.00	66,460.85	.00
2024	701	431	7300	.00	22,995.64	.00	22,995.64	577.35	22,418.29	.00
2024	701	431	7400	.00	587,814.58	.00	587,814.58	26,277.94	561,536.64	.00
DIVISION TOTALS:				.00	677,969.93	.00	677,969.93	26,855.29	651,114.64	.00
DEPARTMENT TOTALS:				.00	941,726.50	11,250.00	930,476.50	45,672.94	884,803.56	.00
PERCENT EXPENDED:				1.2	PERCENT EXPENDED AND ENCUMBERED:					
								6.0		
440 MSD Div Of Wastewater Treatmen										
441 MSD Office Of Superintendent										
2024	701	441	7200	.00	44,114.26	.00	44,114.26	.00	44,114.26	.00
2024	701	441	7300	.00	54,635.58	.00	54,635.58	52.22	54,583.36	.00
DIVISION TOTALS:				.00	98,749.84	.00	98,749.84	52.22	98,697.62	.00
442 MSD Millcreek Section										
2024	701	442	7200	.00	2,633,603.68	166,764.91	2,466,838.77	328,852.83	2,137,985.94	.00
2024	701	442	7300	.00	1,874,114.14	66,957.15	1,807,156.99	226,335.20	1,580,821.79	.00
2024	701	442	7400	.00	17,270.55	1,425.00	15,845.55	450.00	15,395.55	.00
DIVISION TOTALS:				.00	4,524,988.37	235,147.06	4,289,841.31	555,638.03	3,734,203.28	.00
443 MSD Little Miami Section										
2024	701	443	7200	.00	1,210,483.29	24,221.25	1,186,262.04	220,719.99	965,542.05	.00
2024	701	443	7300	.00	220,279.51	8,906.52	211,372.99	125,502.16	85,870.83	.00
DIVISION TOTALS:				.00	1,430,762.80	33,127.77	1,397,635.03	346,222.15	1,051,412.88	.00
444 MSD Muddy Creek Section										
2024	701	444	7200	.00	491,830.66	.00	491,830.66	82,730.42	409,100.24	.00
2024	701	444	7300	.00	198,787.05	482.61	198,304.44	.00	198,304.44	.00
2024	701	444	7400	.00	581.05	.00	581.05	.00	581.05	.00
DIVISION TOTALS:				.00	691,198.76	482.61	690,716.15	82,730.42	607,985.73	.00
445 MSD Sycamore Section										
2024	701	445	7200	.00	278,370.20	.00	278,370.20	37,996.99	240,373.21	.00
2024	701	445	7300	.00	21,739.95	.00	21,739.95	.00	21,739.95	.00
DIVISION TOTALS:				.00	300,110.15	.00	300,110.15	37,996.99	262,113.16	.00
446 MSD Taylor Creek Section										
2024	701	446	7200	.00	165,930.97	.00	165,930.97	16,314.21	149,616.76	.00
2024	701	446	7300	.00	21,800.06	.00	21,800.06	.00	21,800.06	.00
2024	701	446	7400	.00	770.00	.00	770.00	.00	770.00	.00
DIVISION TOTALS:				.00	188,501.03	.00	188,501.03	16,314.21	172,186.82	.00
447 MSD Polk Run Section										
2024	701	447	7200	.00	177,507.69	6,271.85	171,235.84	34,056.73	137,179.11	.00
2024	701	447	7300	.00	5,660.68	.00	5,660.68	.00	5,660.68	.00
DIVISION TOTALS:				.00	183,168.37	6,271.85	176,896.52	34,056.73	142,839.79	.00

701 448
 RUN DATE: 10/11/2025
 RUN TIME: 08.05.14

CITY OF CINCINNATI - DEPARTMENT OF FINANCE
 DIVISION OF ACCOUNTS AND AUDITS
 STATEMENT OF BALANCES
 APPROPRIATED FUNDS
 AS OF 09 / 30 / 2025

PGM ID: CFSFA104
 PAGE: 22

FY	FND	AGY	OBJT	ORIGINAL AUTHORIZATION	ADJUSTED AUTHORIZATION	EXPENDITURES AMOUNT	UNEXPENDED BALANCE	ENCUMBRANCE AMOUNT	UNENCUMBERED BALANCE	PRE-ENCUMBERED AMOUNT
448 MSD Pump Stations										
2024	701	448	7200	.00	153,265.03	.00	153,265.03	25,997.07	127,267.96	.00
2024	701	448	7300	.00	127,037.50	.00	127,037.50	.00	127,037.50	.00
DIVISION TOTALS:				.00	280,302.53	.00	280,302.53	25,997.07	254,305.46	.00
449 MSD Maintenance Section										
2024	701	449	7200	.00	116,116.36	.00	116,116.36	25,000.00	91,116.36	.00
2024	701	449	7300	.00	40,249.48	.00	40,249.48	8,194.22	32,055.26	.00
2024	701	449	7400	.00	9,129.79	.00	9,129.79	3,611.79	5,518.00	.00
DIVISION TOTALS:				.00	165,495.63	.00	165,495.63	36,806.01	128,689.62	.00
DEPARTMENT TOTALS:				.00	7,863,277.48	275,029.29	7,588,248.19	1,135,813.83	6,452,434.36	.00
PERCENT EXPENDED:				3.5	PERCENT EXPENDED AND ENCUMBERED:					
								17.9		
450 MSD Div Of Wastewater Collecti										
450 MSD Div Of Wastewater Collection										
2024	701	450	7200	.00	1,828,222.42	62,184.78	1,766,037.64	199,530.45	1,566,507.19	.00
2024	701	450	7300	.00	773,657.07	.00	773,657.07	89,802.88	683,854.19	.00
2024	701	450	7400	.00	5,738.15	.00	5,738.15	4,524.65	1,213.50	.00
DIVISION TOTALS:				.00	2,607,617.64	62,184.78	2,545,432.86	293,857.98	2,251,574.88	.00
DEPARTMENT TOTALS:				.00	2,607,617.64	62,184.78	2,545,432.86	293,857.98	2,251,574.88	.00
PERCENT EXPENDED:				2.4	PERCENT EXPENDED AND ENCUMBERED:					
								13.7		
460 MSD Div Of Industrial Waste										
460 MSD Div Of Industrial Waste										
2024	701	460	7200	.00	1,739,143.89	8,630.10	1,730,513.79	36,871.06	1,693,642.73	.00
2024	701	460	7300	.00	130,920.76	.00	130,920.76	3,646.97	127,273.79	.00
2024	701	460	7400	.00	37,748.93	.00	37,748.93	15,713.66	22,035.27	.00
DIVISION TOTALS:				.00	1,907,813.58	8,630.10	1,899,183.48	56,231.69	1,842,951.79	.00
DEPARTMENT TOTALS:				.00	1,907,813.58	8,630.10	1,899,183.48	56,231.69	1,842,951.79	.00
PERCENT EXPENDED:				.5	PERCENT EXPENDED AND ENCUMBERED:					
								3.4		
480 MSD SBU Program										
480 MSD SBU Program										
2024	701	480	7200	.00	2,594,554.00	.00	2,594,554.00	.00	2,594,554.00	.00
2024	701	480	7400	.00	51,533.39	.00	51,533.39	16,983.86	34,549.53	.00
DIVISION TOTALS:				.00	2,646,087.39	.00	2,646,087.39	16,983.86	2,629,103.53	.00
DEPARTMENT TOTALS:				.00	2,646,087.39	.00	2,646,087.39	16,983.86	2,629,103.53	.00
PERCENT EXPENDED:				.0	PERCENT EXPENDED AND ENCUMBERED:					
								.6		
980 Capital Outlay Accounts										
981 Motorized & Construction Equip										
2024	701	981	7600	.00	1,182,049.70	584,813.57	597,236.13	.00	597,236.13	.00
DIVISION TOTALS:				.00	1,182,049.70	584,813.57	597,236.13	.00	597,236.13	.00
982 Office & Technical Equip										
2024	701	982	7600	.00	330,185.66	104,336.00	225,849.66	99,270.77	126,578.89	.00
DIVISION TOTALS:				.00	330,185.66	104,336.00	225,849.66	99,270.77	126,578.89	.00
DEPARTMENT TOTALS:				.00	1,512,235.36	689,149.57	823,085.79	99,270.77	723,815.02	.00
PERCENT EXPENDED:				45.6	PERCENT EXPENDED AND ENCUMBERED:					
								52.1		

050 016
RUN DATE: 10/11/2025
RUN TIME: 08.05.14

CITY OF CINCINNATI - DEPARTMENT OF FINANCE
DIVISION OF ACCOUNTS AND AUDITS
STATEMENT OF BALANCES
APPROPRIATED FUNDS
AS OF 09 / 30 / 2025

PGM ID: CFSFA104
PAGE: 23

Attachment 4

<u>FY</u>	<u>FND</u>	<u>AGY</u>	<u>OBJT</u>	<u>ORIGINAL</u> <u>AUTHORIZATION</u>	<u>ADJUSTED</u> <u>AUTHORIZATION</u>	<u>EXPENDITURES</u> <u>AMOUNT</u>	<u>UNEXPENDED</u> <u>BALANCE</u>	<u>ENCUMBRANCE</u> <u>AMOUNT</u>	<u>UNENCUMBERED</u> <u>BALANCE</u>	<u>PRE-ENCUMBERED</u> <u>AMOUNT</u>
050 General FUND										
010 City Council										
016 Councilmember A. Albi										
2025	050	016	7200	.00	425.01	425.01	.00	.00	.00	.00
DIVISION TOTALS:				.00	425.01	425.01	.00	.00	.00	.00
025 Councilmember M. Owens										
2025	050	025	7200	.00	1,288.51	1,288.51	.00	.00	.00	.00
DIVISION TOTALS:				.00	1,288.51	1,288.51	.00	.00	.00	.00
041 Office Of The Clerk Of Council										
2025	050	041	7200	.00	7,268.23	2,093.23	5,175.00	5,175.00	.00	.00
2025	050	041	7300	.00	26,000.00	.00	26,000.00	26,000.00	.00	.00
2025	050	041	7400	.00	221.97	86.85	135.12	.00	135.12	.00
DIVISION TOTALS:				.00	33,490.20	2,180.08	31,310.12	31,175.00	135.12	.00
DEPARTMENT TOTALS:				.00	35,203.72	3,893.60	31,310.12	31,175.00	135.12	.00
PERCENT EXPENDED:				11.1	PERCENT EXPENDED AND ENCUMBERED:					
							99.6			
090 Enterprise Technology Solution										
091 Enterprise Technology Solutions										
2025	050	091	7200	.00	47,138.98	16,438.44	30,700.54	29,260.16	1,440.38	.00
2025	050	091	7300	.00	10,867.28	2,433.74	8,433.54	1,125.53	7,308.01	.00
DIVISION TOTALS:				.00	58,006.26	18,872.18	39,134.08	30,385.69	8,748.39	.00
DEPARTMENT TOTALS:				.00	58,006.26	18,872.18	39,134.08	30,385.69	8,748.39	.00
PERCENT EXPENDED:				32.5	PERCENT EXPENDED AND ENCUMBERED:					
							84.9			
100 Office Of The City Manager										
101 City Manager's Office										
2025	050	101	7200	.00	2,053,415.82	667,888.23	1,385,527.59	1,385,527.59	.00	.00
2025	050	101	7300	.00	5,547.52	754.50	4,793.02	4,793.02	.00	.00
2025	050	101	7400	.00	1,550,697.50	1,074,464.30	476,233.20	476,106.38	126.82	.00
DIVISION TOTALS:				.00	3,609,660.84	1,743,107.03	1,866,553.81	1,866,426.99	126.82	.00
102 Office Of Budget & Evaluation										
2025	050	102	7300	.00	25.59	.00	25.59	25.59	.00	.00
2025	050	102	7400	.00	319.13	154.32	164.81	164.81	.00	.00
DIVISION TOTALS:				.00	344.72	154.32	190.40	190.40	.00	.00
103 Emergency Communications										
2025	050	103	7200	.00	40,407.44	12,283.92	28,123.52	18,622.50	9,501.02	.00
2025	050	103	7300	.00	11,418.49	10,590.33	828.16	.00	828.16	.00
2025	050	103	7400	.00	3,406.41	974.60	2,431.81	.00	2,431.81	.00
DIVISION TOTALS:				.00	55,232.34	23,848.85	31,383.49	18,622.50	12,760.99	.00
104 Office Of Environment & Sustainability										
2025	050	104	7200	.00	934,503.12	686,919.53	247,583.59	236,261.00	11,322.59	.00
2025	050	104	7300	.00	4,407.53	3,975.87	431.66	301.66	130.00	.00
2025	050	104	7400	.00	6,389.13	125.75	6,263.38	5,684.38	579.00	.00
DIVISION TOTALS:				.00	945,299.78	691,021.15	254,278.63	242,247.04	12,031.59	.00

050 107
 RUN DATE: 10/11/2025
 RUN TIME: 08.05.14

CITY OF CINCINNATI - DEPARTMENT OF FINANCE
 DIVISION OF ACCOUNTS AND AUDITS
 STATEMENT OF BALANCES
 APPROPRIATED FUNDS
 AS OF 09 / 30 / 2025

PGM ID: CFSFA104
 PAGE: 24

FY	FND	AGY	OBJT	ORIGINAL AUTHORIZATION	ADJUSTED AUTHORIZATION	EXPENDITURES AMOUNT	UNEXPENDED BALANCE	ENCUMBRANCE AMOUNT	UNENCUMBERED BALANCE	PRE-ENCUMBERED AMOUNT
107 Procurement										
2025	050	107	7200	.00	11,388.00	10,816.00	572.00	.00	572.00	.00
2025	050	107	7400	.00	622.03	.00	622.03	.00	622.03	.00
DIVISION TOTALS:				.00	12,010.03	10,816.00	1,194.03	.00	1,194.03	.00
108 Dept of Performance & Data Analytics										
2025	050	108	7200	.00	2,250.00	.00	2,250.00	2,250.00	.00	.00
2025	050	108	7300	.00	2,241.15	.00	2,241.15	2,241.15	.00	.00
2025	050	108	7400	.00	160.98	5.07	155.91	155.91	.00	.00
DIVISION TOTALS:				.00	4,652.13	5.07	4,647.06	4,647.06	.00	.00
109 Internal Audit										
2025	050	109	7200	.00	24.56	18.63	5.93	.00	5.93	.00
2025	050	109	7300	.00	474.84	.00	474.84	474.84	.00	.00
2025	050	109	7400	.00	206.00	57.40	148.60	148.60	.00	.00
DIVISION TOTALS:				.00	705.40	76.03	629.37	623.44	5.93	.00
DEPARTMENT TOTALS:				.00	4,627,905.24	2,469,028.45	2,158,876.79	2,132,757.43	26,119.36	.00
PERCENT EXPENDED: 53.4				PERCENT EXPENDED AND ENCUMBERED: 99.4						
110 Department Of Law										
111 Civil										
2025	050	111	7200	.00	312,502.35	22,124.97	290,377.38	270,244.00	20,133.38	.00
2025	050	111	7300	.00	5,679.10	2,812.99	2,866.11	.00	2,866.11	.00
2025	050	111	7400	.00	3,616.99	3,319.15	297.84	.00	297.84	.00
DIVISION TOTALS:				.00	321,798.44	28,257.11	293,541.33	270,244.00	23,297.33	.00
112 Administrative Hearings & Prosecution										
2025	050	112	7200	.00	37,828.63	17,997.08	19,831.55	455.00	19,376.55	.00
2025	050	112	7300	.00	28,644.10	24,759.04	3,885.06	.00	3,885.06	.00
2025	050	112	7400	.00	4,462.02	559.61	3,902.41	2,500.00	1,402.41	.00
DIVISION TOTALS:				.00	70,934.75	43,315.73	27,619.02	2,955.00	24,664.02	.00
DEPARTMENT TOTALS:				.00	392,733.19	71,572.84	321,160.35	273,199.00	47,961.35	.00
PERCENT EXPENDED: 18.2				PERCENT EXPENDED AND ENCUMBERED: 87.8						
120 Department Of Human Resources										
121 Department Of Human Resources										
2025	050	121	7200	.00	511,789.83	33,445.99	478,343.84	454,170.96	24,172.88	.00
2025	050	121	7300	.00	3,775.50	3,047.07	728.43	.00	728.43	.00
2025	050	121	7400	.00	1,847.44	180.20	1,667.24	.00	1,667.24	.00
DIVISION TOTALS:				.00	517,412.77	36,673.26	480,739.51	454,170.96	26,568.55	.00
DEPARTMENT TOTALS:				.00	517,412.77	36,673.26	480,739.51	454,170.96	26,568.55	.00
PERCENT EXPENDED: 7.1				PERCENT EXPENDED AND ENCUMBERED: 94.9						
130 Department Of Finance										
131 Finance, Office Of Director										
2025	050	131	7200	.00	4,500.00	3,392.52	1,107.48	.00	1,107.48	.00
2025	050	131	7300	.00	3,002.89	2,887.86	115.03	.00	115.03	.00
2025	050	131	7400	.00	347.72	115.77	231.95	.00	231.95	.00
DIVISION TOTALS:				.00	7,850.61	6,396.15	1,454.46	.00	1,454.46	.00

050 133
 RUN DATE: 10/11/2025
 RUN TIME: 08.05.14

CITY OF CINCINNATI - DEPARTMENT OF FINANCE
 DIVISION OF ACCOUNTS AND AUDITS
 STATEMENT OF BALANCES
 APPROPRIATED FUNDS
 AS OF 09 / 30 / 2025

PGM ID: CFSFA104
 PAGE: 25

FY	FND	AGY	OBJT	ORIGINAL AUTHORIZATION	ADJUSTED AUTHORIZATION	EXPENDITURES AMOUNT	UNEXPENDED BALANCE	ENCUMBRANCE AMOUNT	UNENCUMBERED BALANCE	PRE-ENCUMBERED AMOUNT
133 Finance, Accounts & Audits										
2025	050	133	7200	.00	8,448.87	4,713.00	3,735.87	1,676.94	2,058.93	.00
2025	050	133	7300	.00	2,165.11	.00	2,165.11	.00	2,165.11	.00
2025	050	133	7400	.00	790.43	.00	790.43	.00	790.43	.00
DIVISION TOTALS:				.00	11,404.41	4,713.00	6,691.41	1,676.94	5,014.47	.00
134 Finance, Treasury										
2025	050	134	7200	.00	12,576.08	4,683.54	7,892.54	.00	7,892.54	.00
2025	050	134	7300	.00	4,778.82	1,976.18	2,802.64	.00	2,802.64	.00
2025	050	134	7400	.00	6,518.68	3,294.33	3,224.35	.00	3,224.35	.00
DIVISION TOTALS:				.00	23,873.58	9,954.05	13,919.53	.00	13,919.53	.00
136 Finance, Income Tax										
2025	050	136	7200	.00	2,731.80	204.00	2,527.80	.00	2,527.80	.00
2025	050	136	7300	.00	82.86	54.95	27.91	.00	27.91	.00
2025	050	136	7400	.00	2,581.45	.00	2,581.45	.00	2,581.45	.00
DIVISION TOTALS:				.00	5,396.11	258.95	5,137.16	.00	5,137.16	.00
DEPARTMENT TOTALS:				.00	48,524.71	21,322.15	27,202.56	1,676.94	25,525.62	.00
PERCENT EXPENDED: 43.9				PERCENT EXPENDED AND ENCUMBERED: 47.4						
160 Community Developmt										
161 Comm Dvlp, Office Of The Director										
2025	050	161	7200	.00	4,607.49	2,193.10	2,414.39	.00	2,414.39	.00
2025	050	161	7300	.00	10,000.00	8,278.59	1,721.41	.00	1,721.41	.00
2025	050	161	7400	.00	4,244.85	1,362.24	2,882.61	.00	2,882.61	.00
DIVISION TOTALS:				.00	18,852.34	11,833.93	7,018.41	.00	7,018.41	.00
162 Comm Dvlp, Division Of Housing Devel										
2025	050	162	7200	.00	2,000.00	1,910.00	90.00	.00	90.00	.00
2025	050	162	7400	.00	45,585.04	37,465.04	8,120.00	7,200.00	920.00	.00
DIVISION TOTALS:				.00	47,585.04	39,375.04	8,210.00	7,200.00	1,010.00	.00
164 Division Of Community Devel										
2025	050	164	7200	.00	1,010,608.51	62,111.26	948,497.25	947,750.15	747.10	.00
2025	050	164	7300	.00	15,912.42	15,563.57	348.85	.00	348.85	.00
2025	050	164	7400	.00	1,142,268.69	37,777.40	1,104,491.29	1,050,604.91	53,886.38	.00
DIVISION TOTALS:				.00	2,168,789.62	115,452.23	2,053,337.39	1,998,355.06	54,982.33	.00
DEPARTMENT TOTALS:				.00	2,235,227.00	166,661.20	2,068,565.80	2,005,555.06	63,010.74	.00
PERCENT EXPENDED: 7.5				PERCENT EXPENDED AND ENCUMBERED: 97.2						
170 Department Of Planning & Build										
171 City Planning										
2025	050	171	7300	.00	6,334.04	2,054.28	4,279.76	.00	4,279.76	.00
2025	050	171	7400	.00	51,301.52	4,710.10	46,591.42	35,500.00	11,091.42	.00
DIVISION TOTALS:				.00	57,635.56	6,764.38	50,871.18	35,500.00	15,371.18	.00
DEPARTMENT TOTALS:				.00	57,635.56	6,764.38	50,871.18	35,500.00	15,371.18	.00
PERCENT EXPENDED: 11.7				PERCENT EXPENDED AND ENCUMBERED: 73.3						

050 181
 RUN DATE: 10/11/2025
 RUN TIME: 08.05.14

CITY OF CINCINNATI - DEPARTMENT OF FINANCE
 DIVISION OF ACCOUNTS AND AUDITS
 STATEMENT OF BALANCES
 APPROPRIATED FUNDS
 AS OF 09 / 30 / 2025

PGM ID: CFSFA104
 PAGE: 26

FY	FND	AGY	OBJT	ORIGINAL AUTHORIZATION	ADJUSTED AUTHORIZATION	EXPENDITURES AMOUNT	UNEXPENDED BALANCE	ENCUMBRANCE AMOUNT	UNENCUMBERED BALANCE	PRE-ENCUMBERED AMOUNT
180 Citizens' Complaint Authority										
181 Citizens' Complaint Authority										
2025	050	181	7200	.00	724.87	.00	724.87	.00	724.87	.00
2025	050	181	7400	.00	125.83	.00	125.83	.00	125.83	.00
DIVISION TOTALS:				.00	850.70	.00	850.70	.00	850.70	.00
DEPARTMENT TOTALS:				.00	850.70	.00	850.70	.00	850.70	.00
PERCENT EXPENDED:				.0	PERCENT EXPENDED AND ENCUMBERED:			.0		
190 Dept Of Public Recreation										
191 Recreation West Region										
2025	050	191	7200	.00	2,914.72	1,020.45	1,894.27	.00	1,894.27	.00
2025	050	191	7300	.00	30.00	30.00	.00	.00	.00	.00
2025	050	191	7400	.00	1,319.10	286.10	1,033.00	.00	1,033.00	.00
DIVISION TOTALS:				.00	4,263.82	1,336.55	2,927.27	.00	2,927.27	.00
192 Recreation East Region										
2025	050	192	7200	.00	1,645.89	1,301.85	344.04	.00	344.04	.00
2025	050	192	7400	.00	2,064.09	483.50	1,580.59	105.00	1,475.59	.00
DIVISION TOTALS:				.00	3,709.98	1,785.35	1,924.63	105.00	1,819.63	.00
193 Recreation Central Region										
2025	050	193	7200	.00	2,643.20	1,315.10	1,328.10	.00	1,328.10	.00
DIVISION TOTALS:				.00	2,643.20	1,315.10	1,328.10	.00	1,328.10	.00
194 Recreation Maintenance										
2025	050	194	7200	.00	67,533.41	29,461.91	38,071.50	34,667.84	3,403.66	.00
2025	050	194	7300	.00	19,974.95	18,295.36	1,679.59	.00	1,679.59	.00
2025	050	194	7400	.00	1,540.70	148.75	1,391.95	.00	1,391.95	.00
DIVISION TOTALS:				.00	89,049.06	47,906.02	41,143.04	34,667.84	6,475.20	.00
197 Recreation Athletics										
2025	050	197	7200	.00	1,929.86	1,129.86	800.00	.00	800.00	.00
2025	050	197	7300	.00	16,386.62	16,381.46	5.16	5.16	.00	.00
2025	050	197	7400	.00	4,415.26	4,159.12	256.14	.00	256.14	.00
DIVISION TOTALS:				.00	22,731.74	21,670.44	1,061.30	5.16	1,056.14	.00
199 Recreation Administration										
2025	050	199	7200	.00	26,263.01	13,303.76	12,959.25	12,959.25	.00	.00
2025	050	199	7300	.00	8,805.87	8,129.39	676.48	673.92	2.56	.00
2025	050	199	7400	.00	4,778.16	3,668.22	1,109.94	.00	1,109.94	.00
2025	050	199	7600	.00	20,000.00	.00	20,000.00	20,000.00	.00	.00
DIVISION TOTALS:				.00	59,847.04	25,101.37	34,745.67	33,633.17	1,112.50	.00
DEPARTMENT TOTALS:				.00	182,244.84	99,114.83	83,130.01	68,411.17	14,718.84	.00
PERCENT EXPENDED:				54.4	PERCENT EXPENDED AND ENCUMBERED:			91.9		
200 Department Of Parks										
201 Parks, Office Of The Director										
2025	050	201	7300	.00	100.00	.00	100.00	.00	100.00	.00
DIVISION TOTALS:				.00	100.00	.00	100.00	.00	100.00	.00

050 202
 RUN DATE: 10/11/2025
 RUN TIME: 08.05.14

CITY OF CINCINNATI - DEPARTMENT OF FINANCE
 DIVISION OF ACCOUNTS AND AUDITS
 STATEMENT OF BALANCES
 APPROPRIATED FUNDS
 AS OF 09 / 30 / 2025

PGM ID: CFSFA104
 PAGE: 27

FY	FND	AGY	OBJT	ORIGINAL AUTHORIZATION	ADJUSTED AUTHORIZATION	EXPENDITURES AMOUNT	UNEXPENDED BALANCE	ENCUMBRANCE AMOUNT	UNENCUMBERED BALANCE	PRE-ENCUMBERED AMOUNT
202 Parks, Operations & Facility Mgmt										
2025	050	202	7200	.00	55,465.16	14,696.99	40,768.17	.00	40,768.17	.00
2025	050	202	7300	.00	86,216.29	45,406.60	40,809.69	.00	40,809.69	.00
2025	050	202	7400	.00	13,617.49	11,150.81	2,466.68	.00	2,466.68	.00
DIVISION TOTALS:				.00	155,298.94	71,254.40	84,044.54	.00	84,044.54	.00
203 Parks, Adm & Program Services										
2025	050	203	7300	.00	3,130.77	2,731.23	399.54	.00	399.54	.00
2025	050	203	7400	.00	289.90	59.90	230.00	.00	230.00	.00
DIVISION TOTALS:				.00	3,420.67	2,791.13	629.54	.00	629.54	.00
DEPARTMENT TOTALS:				.00	158,819.61	74,045.53	84,774.08	.00	84,774.08	.00
PERCENT EXPENDED:				46.6	PERCENT EXPENDED AND ENCUMBERED:					
								46.6		
210 Dept Of Bldgs & Inspections										
211 Bldg & Inspections, Director										
2025	050	211	7200	.00	199,080.13	84,461.61	114,618.52	30,511.85	84,106.67	.00
2025	050	211	7300	.00	34,975.95	23,205.29	11,770.66	.00	11,770.66	.00
2025	050	211	7400	.00	33,560.53	15,981.86	17,578.67	.00	17,578.67	.00
DIVISION TOTALS:				.00	267,616.61	123,648.76	143,967.85	30,511.85	113,456.00	.00
DEPARTMENT TOTALS:				.00	267,616.61	123,648.76	143,967.85	30,511.85	113,456.00	.00
PERCENT EXPENDED:				46.2	PERCENT EXPENDED AND ENCUMBERED:					
								57.6		
220 Department of Police										
222 Department Of Police										
2025	050	222	7200	.00	636,860.04	398,967.57	237,892.47	87,237.69	150,654.78	.00
2025	050	222	7300	.00	130,867.99	96,106.28	34,761.71	3,947.00	30,814.71	.00
2025	050	222	7400	.00	34,894.28	14,638.41	20,255.87	.00	20,255.87	.00
DIVISION TOTALS:				.00	802,622.31	509,712.26	292,910.05	91,184.69	201,725.36	.00
225 Police - Investigations										
2025	050	225	7200	.00	244,682.92	215,573.25	29,109.67	1,907.22	27,202.45	.00
2025	050	225	7300	.00	17,640.55	11,323.68	6,316.87	.00	6,316.87	.00
2025	050	225	7400	.00	12,097.06	7,068.85	5,028.21	.00	5,028.21	.00
DIVISION TOTALS:				.00	274,420.53	233,965.78	40,454.75	1,907.22	38,547.53	.00
226 Police - Support										
2025	050	226	7200	.00	98,910.54	49,469.22	49,441.32	9,012.00	40,429.32	.00
2025	050	226	7300	.00	719,312.59	359,630.98	359,681.61	304,314.96	55,366.65	.00
2025	050	226	7400	.00	18,802.61	12,776.85	6,025.76	.00	6,025.76	.00
DIVISION TOTALS:				.00	837,025.74	421,877.05	415,148.69	313,326.96	101,821.73	.00
227 Police - Administration										
2025	050	227	7200	.00	334,891.13	275,102.87	59,788.26	6,513.82	53,274.44	.00
2025	050	227	7300	.00	50,832.44	39,769.07	11,063.37	2,808.56	8,254.81	.00
2025	050	227	7400	.00	86,637.31	21,101.21	65,536.10	54,901.05	10,635.05	.00
DIVISION TOTALS:				.00	472,360.88	335,973.15	136,387.73	64,223.43	72,164.30	.00
DEPARTMENT TOTALS:				.00	2,386,429.46	1,501,528.24	884,901.22	470,642.30	414,258.92	.00
PERCENT EXPENDED:				62.9	PERCENT EXPENDED AND ENCUMBERED:					
								82.6		

050 231
 RUN DATE: 10/11/2025
 RUN TIME: 08.05.14

CITY OF CINCINNATI - DEPARTMENT OF FINANCE
 DIVISION OF ACCOUNTS AND AUDITS
 STATEMENT OF BALANCES
 APPROPRIATED FUNDS
 AS OF 09 / 30 / 2025

PGM ID: CFSFA104
 PAGE: 28

FY	FND	AGY	OBJT	ORIGINAL AUTHORIZATION	ADJUSTED AUTHORIZATION	EXPENDITURES AMOUNT	UNEXPENDED BALANCE	ENCUMBRANCE AMOUNT	UNENCUMBERED BALANCE	PRE-ENCUMBERED AMOUNT
230 Dept Of Transportation & Engin										
231 Trans & Eng, Director										
2025	050	231	7200	.00	101,444.94	20,620.00	80,824.94	79,380.00	1,444.94	.00
2025	050	231	7300	.00	14,931.09	7,436.02	7,495.07	.00	7,495.07	.00
2025	050	231	7400	.00	196.23	1.05	195.18	.00	195.18	.00
DIVISION TOTALS:				.00	116,572.26	28,057.07	88,515.19	79,380.00	9,135.19	.00
232 Div Of Transportation Planning										
2025	050	232	7200	.00	2,375.00	2,319.42	55.58	55.58	.00	.00
2025	050	232	7300	.00	642.18	642.18	.00	.00	.00	.00
DIVISION TOTALS:				.00	3,017.18	2,961.60	55.58	55.58	.00	.00
233 Division Of Engineering										
2025	050	233	7200	.00	158.52	50.42	108.10	108.10	.00	.00
DIVISION TOTALS:				.00	158.52	50.42	108.10	108.10	.00	.00
239 Division Of Traffic Engineer										
2025	050	239	7200	.00	462,181.59	93,938.62	368,242.97	368,242.97	.00	.00
DIVISION TOTALS:				.00	462,181.59	93,938.62	368,242.97	368,242.97	.00	.00
DEPARTMENT TOTALS:				.00	581,929.55	125,007.71	456,921.84	447,786.65	9,135.19	.00
PERCENT EXPENDED:				21.5	PERCENT EXPENDED AND ENCUMBERED:					
								98.4		
250 Dept Of Public Services										
251 Office Of The Director										
2025	050	251	7200	.00	4,425.00	1,985.00	2,440.00	2,440.00	.00	.00
2025	050	251	7300	.00	3,195.75	1,787.10	1,408.65	1,408.65	.00	.00
2025	050	251	7400	.00	3,895.36	666.09	3,229.27	3,229.27	.00	.00
DIVISION TOTALS:				.00	11,516.11	4,438.19	7,077.92	7,077.92	.00	.00
253 Div Of Neighborhood Operations										
2025	050	253	7200	.00	385,444.36	307,865.51	77,578.85	77,578.85	.00	.00
2025	050	253	7300	.00	32,435.17	19,650.17	12,785.00	12,785.00	.00	.00
2025	050	253	7400	.00	528.20	262.00	266.20	266.20	.00	.00
DIVISION TOTALS:				.00	418,407.73	327,777.68	90,630.05	90,630.05	.00	.00
255 Div Of City Facility Mgmt										
2025	050	255	7200	.00	221,125.30	170,013.37	51,111.93	47,523.26	3,588.67	.00
2025	050	255	7300	.00	25,192.92	23,403.30	1,789.62	1,789.62	.00	.00
2025	050	255	7400	.00	841.71	437.98	403.73	365.26	38.47	.00
DIVISION TOTALS:				.00	247,159.93	193,854.65	53,305.28	49,678.14	3,627.14	.00
DEPARTMENT TOTALS:				.00	677,083.77	526,070.52	151,013.25	147,386.11	3,627.14	.00
PERCENT EXPENDED:				77.7	PERCENT EXPENDED AND ENCUMBERED:					
								99.5		
270 Department Of Fire										
271 Fire - Response										
2025	050	271	7200	.00	559,214.86	386,611.50	172,603.36	172,273.36	330.00	.00
2025	050	271	7300	.00	403,373.34	184,789.17	218,584.17	218,584.17	.00	.00
2025	050	271	7400	.00	2,973.37	315.39	2,657.98	2,657.98	.00	.00
DIVISION TOTALS:				.00	965,561.57	571,716.06	393,845.51	393,515.51	330.00	.00

050 272
 RUN DATE: 10/11/2025
 RUN TIME: 08.05.14

CITY OF CINCINNATI - DEPARTMENT OF FINANCE
 DIVISION OF ACCOUNTS AND AUDITS
 STATEMENT OF BALANCES
 APPROPRIATED FUNDS
 AS OF 09 / 30 / 2025

PGM ID: CFSFA104
 PAGE: 29

FY	FND	AGY	OBJT	ORIGINAL AUTHORIZATION	ADJUSTED AUTHORIZATION	EXPENDITURES AMOUNT	UNEXPENDED BALANCE	ENCUMBRANCE AMOUNT	UNENCUMBERED BALANCE	PRE-ENCUMBERED AMOUNT
272 Fire - Support Services										
2025	050	272	7200	.00	69,485.95	36,164.02	33,321.93	33,321.93	.00	.00
2025	050	272	7300	.00	146,103.22	77,261.51	68,841.71	68,833.71	8.00	.00
2025	050	272	7400	.00	25,772.66	9,235.34	16,537.32	16,537.32	.00	.00
DIVISION TOTALS:				.00	241,361.83	122,660.87	118,700.96	118,692.96	8.00	.00
DEPARTMENT TOTALS:				.00	1,206,923.40	694,376.93	512,546.47	512,208.47	338.00	.00
PERCENT EXPENDED:				57.5	PERCENT EXPENDED AND ENCUMBERED: 100.0					
280										
281 Economic Inclusion										
2025	050	281	7200	.00	136,679.36	661.52	136,017.84	127,500.00	8,517.84	.00
2025	050	281	7300	.00	1,225.90	612.26	613.64	.00	613.64	.00
2025	050	281	7400	.00	573.54	540.00	33.54	.00	33.54	.00
DIVISION TOTALS:				.00	138,478.80	1,813.78	136,665.02	127,500.00	9,165.02	.00
DEPARTMENT TOTALS:				.00	138,478.80	1,813.78	136,665.02	127,500.00	9,165.02	.00
PERCENT EXPENDED:				1.3	PERCENT EXPENDED AND ENCUMBERED: 93.4					
920 Employee Benefits (Cont)										
923 State Unemployment Comp										
2025	050	923	7500	.00	79,093.48	.00	79,093.48	.00	79,093.48	.00
DIVISION TOTALS:				.00	79,093.48	.00	79,093.48	.00	79,093.48	.00
928 Tuition Reimbursement										
2025	050	928	7400	.00	42,848.69	2,449.20	40,399.49	40,399.49	.00	.00
DIVISION TOTALS:				.00	42,848.69	2,449.20	40,399.49	40,399.49	.00	.00
DEPARTMENT TOTALS:				.00	121,942.17	2,449.20	119,492.97	40,399.49	79,093.48	.00
PERCENT EXPENDED:				2.0	PERCENT EXPENDED AND ENCUMBERED: 35.1					
950 Miscellaneous Accounts										
951 Judgments Against The City										
2025	050	951	7400	.00	437,427.62	110,505.30	326,922.32	326,922.32	.00	.00
DIVISION TOTALS:				.00	437,427.62	110,505.30	326,922.32	326,922.32	.00	.00
952 Enterprise Software and Licenses										
2025	050	952	7200	.00	43,505.00	27,959.80	15,545.20	15,545.20	.00	.00
2025	050	952	7400	.00	1,113,039.46	578,272.59	534,766.87	534,760.11	6.76	.00
DIVISION TOTALS:				.00	1,156,544.46	606,232.39	550,312.07	550,305.31	6.76	.00
953 Memberships & Publications										
2025	050	953	7200	.00	33,000.00	31,500.00	1,500.00	1,500.00	.00	.00
DIVISION TOTALS:				.00	33,000.00	31,500.00	1,500.00	1,500.00	.00	.00
959 Manager's Office Obligations										
2025	050	959	7200	.00	7,421.24	5,000.00	2,421.24	2,421.24	.00	.00
DIVISION TOTALS:				.00	7,421.24	5,000.00	2,421.24	2,421.24	.00	.00
DEPARTMENT TOTALS:				.00	1,634,393.32	753,237.69	881,155.63	881,148.87	6.76	.00
PERCENT EXPENDED:				46.1	PERCENT EXPENDED AND ENCUMBERED: 100.0					

050 968

RUN DATE: 10/11/2025

RUN TIME: 08.05.14

CITY OF CINCINNATI - DEPARTMENT OF FINANCE

DIVISION OF ACCOUNTS AND AUDITS

STATEMENT OF BALANCES

APPROPRIATED FUNDS

AS OF 09 / 30 / 2025

PGM ID: CFSFA104

PAGE: 30

FY	FND	AGY	OBJT	ORIGINAL AUTHORIZATION	ADJUSTED AUTHORIZATION	EXPENDITURES AMOUNT	UNEXPENDED BALANCE	ENCUMBRANCE AMOUNT	UNENCUMBERED BALANCE	PRE-ENCUMBERED AMOUNT
960 Miscellaneous Accounts (Cont)										
968 Port Authority Gr Cinti Dev										
2025	050	968	7200	.00	700,000.00	.00	700,000.00	700,000.00	.00	.00
DIVISION TOTALS:				.00	700,000.00	.00	700,000.00	700,000.00	.00	.00
DEPARTMENT TOTALS:				.00	700,000.00	.00	700,000.00	700,000.00	.00	.00
PERCENT EXPENDED:				.0	PERCENT EXPENDED AND ENCUMBERED: 100.0					
101 Water Works FUND										
300 Department Of Water Works										
301 Water Works, Business Service										
2025	101	301	7200	.00	949,935.29	162,252.66	787,682.63	787,682.63	.00	.00
2025	101	301	7300	.00	46,837.30	35,168.29	11,669.01	11,669.01	.00	.00
2025	101	301	7400	.00	286,004.41	136,652.80	149,351.61	149,351.61	.00	.00
DIVISION TOTALS:				.00	1,282,777.00	334,073.75	948,703.25	948,703.25	.00	.00
302 Water Works, Commercial Services										
2025	101	302	7200	.00	911,826.03	290,270.47	621,555.56	621,555.56	.00	.00
2025	101	302	7300	.00	42,754.10	1,556.72	41,197.38	41,197.38	.00	.00
2025	101	302	7400	.00	5,484.00	159.00	5,325.00	5,325.00	.00	.00
DIVISION TOTALS:				.00	960,064.13	291,986.19	668,077.94	668,077.94	.00	.00
303 Water Works, Div Of Supply										
2025	101	303	7200	.00	5,789,053.79	2,850,840.53	2,938,213.26	2,920,221.26	17,992.00	.00
2025	101	303	7300	.00	704,704.85	238,381.32	466,323.53	466,323.53	.00	.00
2025	101	303	7400	.00	27,786.26	9,298.25	18,488.01	18,488.01	.00	.00
DIVISION TOTALS:				.00	6,521,544.90	3,098,520.10	3,423,024.80	3,405,032.80	17,992.00	.00
304 Water Works, Div Of Distribution										
2025	101	304	7200	.00	1,182,387.83	701,719.46	480,668.37	480,668.37	.00	.00
2025	101	304	7300	.00	208,463.78	121,196.85	87,266.93	87,266.93	.00	.00
2025	101	304	7400	.00	10,292.20	.00	10,292.20	10,292.20	.00	.00
DIVISION TOTALS:				.00	1,401,143.81	822,916.31	578,227.50	578,227.50	.00	.00
305 Div Of Wtr Quality & Treatment										
2025	101	305	7200	.00	241,462.10	96,221.12	145,240.98	145,240.98	.00	.00
2025	101	305	7300	.00	170,459.29	126,972.86	43,486.43	43,446.89	39.54	.00
2025	101	305	7400	.00	9,650.00	.00	9,650.00	9,650.00	.00	.00
DIVISION TOTALS:				.00	421,571.39	223,193.98	198,377.41	198,337.87	39.54	.00
306 Water Works, Div Of Engineering										
2025	101	306	7200	.00	54,186.63	49,000.00	5,186.63	5,186.63	.00	.00
2025	101	306	7300	.00	15,443.89	8,720.87	6,723.02	6,723.02	.00	.00
2025	101	306	7400	.00	430.00	.00	430.00	430.00	.00	.00
DIVISION TOTALS:				.00	70,060.52	57,720.87	12,339.65	12,339.65	.00	.00
307 Water Works, Div Of Info Tech										
2025	101	307	7200	.00	547,973.40	55,410.54	492,562.86	492,562.86	.00	.00
2025	101	307	7300	.00	24,072.13	19,301.23	4,770.90	4,770.90	.00	.00
2025	101	307	7400	.00	439,313.81	131,567.95	307,745.86	307,745.86	.00	.00
DIVISION TOTALS:				.00	1,011,359.34	206,279.72	805,079.62	805,079.62	.00	.00
DEPARTMENT TOTALS:				.00	11,668,521.09	5,034,690.92	6,633,830.17	6,615,798.63	18,031.54	.00
PERCENT EXPENDED:				43.1	PERCENT EXPENDED AND ENCUMBERED: 99.8					

102 248
RUN DATE: 10/11/2025
RUN TIME: 08.05.14

CITY OF CINCINNATI - DEPARTMENT OF FINANCE
DIVISION OF ACCOUNTS AND AUDITS
STATEMENT OF BALANCES
APPROPRIATED FUNDS
AS OF 09 / 30 / 2025

PGM ID: CFSFA104
PAGE: 31

Attachment 4

FY	FND	AGY	OBJT	ORIGINAL AUTHORIZATION	ADJUSTED AUTHORIZATION	EXPENDITURES AMOUNT	UNEXPENDED BALANCE	ENCUMBRANCE AMOUNT	UNENCUMBERED BALANCE	PRE-ENCUMBERED AMOUNT
102 Parking System Facilities FUND										
240 Dept. Of Enterprise Services										
248 Div Of Parking Facilities										
2025	102	248	7200	.00	620,130.62	341,685.52	278,445.10	26,258.56	252,186.54	.00
2025	102	248	7300	.00	2,100.00	2,089.28	10.72	.00	10.72	.00
2025	102	248	7400	.00	40,414.50	.00	40,414.50	40,414.50	.00	.00
DIVISION TOTALS:				.00	662,645.12	343,774.80	318,870.32	66,673.06	252,197.26	.00
DEPARTMENT TOTALS:				.00	662,645.12	343,774.80	318,870.32	66,673.06	252,197.26	.00
PERCENT EXPENDED: 51.9				PERCENT EXPENDED AND ENCUMBERED: 61.9						
103 Convention-Exposition Center FUND										
240 Dept. Of Enterprise Services										
243 Duke Energy Center										
2025	103	243	7200	.00	837,426.25	676,718.00	160,708.25	160,708.25	.00	.00
DIVISION TOTALS:				.00	837,426.25	676,718.00	160,708.25	160,708.25	.00	.00
DEPARTMENT TOTALS:				.00	837,426.25	676,718.00	160,708.25	160,708.25	.00	.00
PERCENT EXPENDED: 80.8				PERCENT EXPENDED AND ENCUMBERED: 100.0						
104 General Aviation FUND										
230 Dept Of Transportation & Engin										
234 Div Of Aviation										
2025	104	234	7200	.00	116,406.34	33,700.23	82,706.11	64,303.13	18,402.98	.00
2025	104	234	7300	.00	35,398.97	4,035.05	31,363.92	170.83	31,193.09	.00
2025	104	234	7400	.00	396.10	104.97	291.13	.00	291.13	.00
DIVISION TOTALS:				.00	152,201.41	37,840.25	114,361.16	64,473.96	49,887.20	.00
DEPARTMENT TOTALS:				.00	152,201.41	37,840.25	114,361.16	64,473.96	49,887.20	.00
PERCENT EXPENDED: 24.9				PERCENT EXPENDED AND ENCUMBERED: 67.2						
105 Municipal Golf FUND										
190 Dept Of Public Recreation										
195 Recreation Golf										
2025	105	195	7200	.00	12,906.12	7,117.72	5,788.40	5,788.40	.00	.00
2025	105	195	7400	.00	10,251.83	1,837.79	8,414.04	8,414.04	.00	.00
DIVISION TOTALS:				.00	23,157.95	8,955.51	14,202.44	14,202.44	.00	.00
DEPARTMENT TOTALS:				.00	23,157.95	8,955.51	14,202.44	14,202.44	.00	.00
PERCENT EXPENDED: 38.7				PERCENT EXPENDED AND ENCUMBERED: 100.0						
107 Stormwater Management FUND										
100 Office Of The City Manager										
101 City Manager's Office										
2025	107	101	7200	.00	7,149.48	7,149.48	.00	.00	.00	.00
DIVISION TOTALS:				.00	7,149.48	7,149.48	.00	.00	.00	.00

107 104
 RUN DATE: 10/11/2025
 RUN TIME: 08.05.14

CITY OF CINCINNATI - DEPARTMENT OF FINANCE
 DIVISION OF ACCOUNTS AND AUDITS
 STATEMENT OF BALANCES
 APPROPRIATED FUNDS
 AS OF 09 / 30 / 2025

PGM ID: CFSFA104
 PAGE: 32

FY	FND	AGY	OBJT	ORIGINAL AUTHORIZATION	ADJUSTED AUTHORIZATION	EXPENDITURES AMOUNT	UNEXPENDED BALANCE	ENCUMBRANCE AMOUNT	UNENCUMBERED BALANCE	PRE-ENCUMBERED AMOUNT
104 Office Of Environment & Sustainability										
2025	107	104	7200	.00	47,436.02	119.05	47,316.97	47,316.97	.00	.00
DIVISION TOTALS:				.00	47,436.02	119.05	47,316.97	47,316.97	.00	.00
DEPARTMENT TOTALS:				.00	54,585.50	7,268.53	47,316.97	47,316.97	.00	.00
PERCENT EXPENDED: 13.3				PERCENT EXPENDED AND ENCUMBERED: 100.0						
200 Department Of Parks										
202 Parks, Operations & Facility Mgmt										
2025	107	202	7300	.00	391.42	341.87	49.55	.00	49.55	.00
DIVISION TOTALS:				.00	391.42	341.87	49.55	.00	49.55	.00
DEPARTMENT TOTALS:				.00	391.42	341.87	49.55	.00	49.55	.00
PERCENT EXPENDED: 87.3				PERCENT EXPENDED AND ENCUMBERED: 87.3						
210 Dept Of Bldgs & Inspections										
212 Bldg & Inspections, Licenses & Permits										
2025	107	212	7200	.00	110,316.26	58,303.50	52,012.76	44,496.50	7,516.26	.00
2025	107	212	7300	.00	6,047.30	134.99	5,912.31	3,000.00	2,912.31	.00
DIVISION TOTALS:				.00	116,363.56	58,438.49	57,925.07	47,496.50	10,428.57	.00
DEPARTMENT TOTALS:				.00	116,363.56	58,438.49	57,925.07	47,496.50	10,428.57	.00
PERCENT EXPENDED: 50.2				PERCENT EXPENDED AND ENCUMBERED: 91.0						
250 Dept Of Public Services										
253 Div Of Neighborhood Operations										
2025	107	253	7200	.00	170,924.77	106,516.90	64,407.87	64,407.87	.00	.00
2025	107	253	7300	.00	35,692.75	26,515.84	9,176.91	8,689.32	487.59	.00
2025	107	253	7400	.00	603.53	95.92	507.61	507.61	.00	.00
DIVISION TOTALS:				.00	207,221.05	133,128.66	74,092.39	73,604.80	487.59	.00
DEPARTMENT TOTALS:				.00	207,221.05	133,128.66	74,092.39	73,604.80	487.59	.00
PERCENT EXPENDED: 64.2				PERCENT EXPENDED AND ENCUMBERED: 99.8						
310 Stormwater Management Utility										
311 Stormwater Management Utility										
2025	107	311	7200	.00	2,758,934.78	1,489,901.55	1,269,033.23	1,269,033.23	.00	.00
2025	107	311	7300	.00	51,182.83	15,803.77	35,379.06	35,379.06	.00	.00
2025	107	311	7400	.00	5,044.50	277.75	4,766.75	4,766.75	.00	.00
DIVISION TOTALS:				.00	2,815,162.11	1,505,983.07	1,309,179.04	1,309,179.04	.00	.00
DEPARTMENT TOTALS:				.00	2,815,162.11	1,505,983.07	1,309,179.04	1,309,179.04	.00	.00
PERCENT EXPENDED: 53.5				PERCENT EXPENDED AND ENCUMBERED: 100.0						
151 Bond Retirement - City FUND										
130 Department Of Finance										
134 Finance, Treasury										
2025	151	134	7200	.00	109,968.50	51,560.84	58,407.66	26,559.87	31,847.79	.00
DIVISION TOTALS:				.00	109,968.50	51,560.84	58,407.66	26,559.87	31,847.79	.00
DEPARTMENT TOTALS:				.00	109,968.50	51,560.84	58,407.66	26,559.87	31,847.79	.00
PERCENT EXPENDED: 46.9				PERCENT EXPENDED AND ENCUMBERED: 71.0						

301 202
RUN DATE: 10/11/2025
RUN TIME: 08.05.14

CITY OF CINCINNATI - DEPARTMENT OF FINANCE
DIVISION OF ACCOUNTS AND AUDITS
STATEMENT OF BALANCES
APPROPRIATED FUNDS
AS OF 09 / 30 / 2025

PGM ID: CFSFA104
PAGE: 33

FY	FND	AGY	OBJT	ORIGINAL AUTHORIZATION	ADJUSTED AUTHORIZATION	EXPENDITURES AMOUNT	UNEXPENDED BALANCE	ENCUMBRANCE AMOUNT	UNENCUMBERED BALANCE	PRE-ENCUMBERED AMOUNT
301 Street Const Maintenance & Rep FUND										
200 Department Of Parks										
202 Parks, Operations & Facility Mgmt										
2025	301	202	7300	.00	4,083.04	1,622.09	2,460.95	.00	2,460.95	.00
2025	301	202	7400	.00	375.00	374.00	1.00	.00	1.00	.00
DIVISION TOTALS:				.00	4,458.04	1,996.09	2,461.95	.00	2,461.95	.00
DEPARTMENT TOTALS:				.00	4,458.04	1,996.09	2,461.95	.00	2,461.95	.00
PERCENT EXPENDED:				44.8	PERCENT EXPENDED AND ENCUMBERED:			44.8		
230 Dept Of Transportation & Engin										
238 Division of Traffic Services										
2025	301	238	7200	.00	68,282.76	22,667.47	45,615.29	15,234.94	30,380.35	.00
2025	301	238	7300	.00	90,541.91	56,797.12	33,744.79	19,571.37	14,173.42	.00
2025	301	238	7400	.00	16,977.92	8,526.06	8,451.86	.00	8,451.86	.00
DIVISION TOTALS:				.00	175,802.59	87,990.65	87,811.94	34,806.31	53,005.63	.00
239 Division Of Traffic Engineer										
2025	301	239	7200	.00	184,363.74	70,075.21	114,288.53	114,288.53	.00	.00
DIVISION TOTALS:				.00	184,363.74	70,075.21	114,288.53	114,288.53	.00	.00
DEPARTMENT TOTALS:				.00	360,166.33	158,065.86	202,100.47	149,094.84	53,005.63	.00
PERCENT EXPENDED:				43.9	PERCENT EXPENDED AND ENCUMBERED:			85.3		
250 Dept Of Public Services										
252 Traffic And Road Operations										
2025	301	252	7200	.00	394,976.54	202,782.89	192,193.65	136,913.90	55,279.75	.00
2025	301	252	7300	.00	238,211.43	113,161.15	125,050.28	124,986.36	63.92	.00
2025	301	252	7400	.00	3,954.98	487.89	3,467.09	3,467.09	.00	.00
DIVISION TOTALS:				.00	637,142.95	316,431.93	320,711.02	265,367.35	55,343.67	.00
253 Div Of Neighborhood Operations										
2025	301	253	7200	.00	161,602.96	60,814.16	100,788.80	100,788.80	.00	.00
2025	301	253	7300	.00	23,110.27	20,233.70	2,876.57	2,876.57	.00	.00
2025	301	253	7400	.00	252.97	75.53	177.44	177.44	.00	.00
DIVISION TOTALS:				.00	184,966.20	81,123.39	103,842.81	103,842.81	.00	.00
DEPARTMENT TOTALS:				.00	822,109.15	397,555.32	424,553.83	369,210.16	55,343.67	.00
PERCENT EXPENDED:				48.4	PERCENT EXPENDED AND ENCUMBERED:			93.3		
302 Income Tax Infrastructure FUND										
100 Office Of The City Manager										
102 Office Of Budget & Evaluation										
2025	302	102	7400	.00	319.13	154.33	164.80	164.80	.00	.00
DIVISION TOTALS:				.00	319.13	154.33	164.80	164.80	.00	.00
DEPARTMENT TOTALS:				.00	319.13	154.33	164.80	164.80	.00	.00
PERCENT EXPENDED:				48.4	PERCENT EXPENDED AND ENCUMBERED:			100.0		

302 133
 RUN DATE: 10/11/2025
 RUN TIME: 08.05.14

CITY OF CINCINNATI - DEPARTMENT OF FINANCE
 DIVISION OF ACCOUNTS AND AUDITS
 STATEMENT OF BALANCES
 APPROPRIATED FUNDS
 AS OF 09 / 30 / 2025

PGM ID: CFSFA104
 PAGE: 34

FY	FND	AGY	OBJT	ORIGINAL AUTHORIZATION	ADJUSTED AUTHORIZATION	EXPENDITURES AMOUNT	UNEXPENDED BALANCE	ENCUMBRANCE AMOUNT	UNENCUMBERED BALANCE	PRE-ENCUMBERED AMOUNT
130 Department Of Finance										
133 Finance, Accounts & Audits										
2025	302	133	7200	.00	446.00	.00	446.00	.00	446.00	.00
DIVISION TOTALS:				.00	446.00	.00	446.00	.00	446.00	.00
DEPARTMENT TOTALS:				.00	446.00	.00	446.00	.00	446.00	.00
PERCENT EXPENDED:				.0	PERCENT EXPENDED AND ENCUMBERED:		.0			
160 Community Developmt										
164 Division Of Community Devel										
2025	302	164	7200	.00	30,550.87	30,550.87	.00	.00	.00	.00
DIVISION TOTALS:				.00	30,550.87	30,550.87	.00	.00	.00	.00
DEPARTMENT TOTALS:				.00	30,550.87	30,550.87	.00	.00	.00	.00
PERCENT EXPENDED:				100.0	PERCENT EXPENDED AND ENCUMBERED:		100.0			
190 Dept Of Public Recreation										
194 Recreation Maintenance										
2025	302	194	7200	.00	780.00	.00	780.00	.00	780.00	.00
DIVISION TOTALS:				.00	780.00	.00	780.00	.00	780.00	.00
DEPARTMENT TOTALS:				.00	780.00	.00	780.00	.00	780.00	.00
PERCENT EXPENDED:				.0	PERCENT EXPENDED AND ENCUMBERED:		.0			
230 Dept Of Transportation & Engin										
231 Trans & Eng, Director										
2025	302	231	7300	.00	46,574.19	46,574.19	.00	.00	.00	.00
2025	302	231	7400	.00	14,238.48	14,238.48	.00	.00	.00	.00
DIVISION TOTALS:				.00	60,812.67	60,812.67	.00	.00	.00	.00
232 Div Of Transportation Planning										
2025	302	232	7300	.00	2,290.03	114.99	2,175.04	.00	2,175.04	.00
2025	302	232	7400	.00	11,341.41	11,341.41	.00	.00	.00	.00
DIVISION TOTALS:				.00	13,631.44	11,456.40	2,175.04	.00	2,175.04	.00
233 Division Of Engineering										
2025	302	233	7200	.00	238,674.64	1,326.00	237,348.64	157,142.75	80,205.89	.00
2025	302	233	7300	.00	51,982.73	47,556.34	4,426.39	.00	4,426.39	.00
2025	302	233	7400	.00	14,608.23	13,791.44	816.79	.00	816.79	.00
DIVISION TOTALS:				.00	305,265.60	62,673.78	242,591.82	157,142.75	85,449.07	.00
238 Division of Traffic Services										
2025	302	238	7200	.00	38,521.21	.00	38,521.21	.00	38,521.21	.00
2025	302	238	7300	.00	92,202.72	50,001.20	42,201.52	39,506.47	2,695.05	.00
DIVISION TOTALS:				.00	130,723.93	50,001.20	80,722.73	39,506.47	41,216.26	.00
239 Division Of Traffic Engineer										
2025	302	239	7200	.00	57,254.91	24,187.00	33,067.91	.00	33,067.91	.00
2025	302	239	7300	.00	2,280.00	240.00	2,040.00	.00	2,040.00	.00
2025	302	239	7400	.00	415.78	48.10	367.68	.00	367.68	.00
DIVISION TOTALS:				.00	59,950.69	24,475.10	35,475.59	.00	35,475.59	.00
DEPARTMENT TOTALS:				.00	570,384.33	209,419.15	360,965.18	196,649.22	164,315.96	.00
PERCENT EXPENDED:				36.7	PERCENT EXPENDED AND ENCUMBERED:		71.2			

302 251
RUN DATE: 10/11/2025
RUN TIME: 08.05.14

CITY OF CINCINNATI - DEPARTMENT OF FINANCE
DIVISION OF ACCOUNTS AND AUDITS
STATEMENT OF BALANCES
APPROPRIATED FUNDS
AS OF 09 / 30 / 2025

PGM ID: CFSFA104
PAGE: 35

FY	FND	AGY	OBJT	ORIGINAL AUTHORIZATION	ADJUSTED AUTHORIZATION	EXPENDITURES AMOUNT	UNEXPENDED BALANCE	ENCUMBRANCE AMOUNT	UNENCUMBERED BALANCE	PRE-ENCUMBERED AMOUNT
250 Dept Of Public Services										
251 Office Of The Director										
2025	302	251	7200	.00	2,200.00	600.00	1,600.00	1,600.00	.00	.00
2025	302	251	7300	.00	2,497.68	2,497.68	.00	.00	.00	.00
DIVISION TOTALS:				.00	4,697.68	3,097.68	1,600.00	1,600.00	.00	.00
252 Traffic And Road Operations										
2025	302	252	7200	.00	5,000.00	4,368.60	631.40	.00	631.40	.00
DIVISION TOTALS:				.00	5,000.00	4,368.60	631.40	.00	631.40	.00
255 Div Of City Facility Mgmt										
2025	302	255	7200	.00	44,943.21	21,096.83	23,846.38	23,564.67	281.71	.00
2025	302	255	7300	.00	10,518.09	7,476.65	3,041.44	2,692.41	349.03	.00
2025	302	255	7400	.00	976.14	285.58	690.56	690.56	.00	.00
DIVISION TOTALS:				.00	56,437.44	28,859.06	27,578.38	26,947.64	630.74	.00
DEPARTMENT TOTALS:				.00	66,135.12	36,325.34	29,809.78	28,547.64	1,262.14	.00
PERCENT EXPENDED: 54.9				PERCENT EXPENDED AND ENCUMBERED:			98.1			
303 Parking Meter FUND										
240 Dept. Of Enterprise Services										
248 Div Of Parking Facilities										
2025	303	248	7200	.00	296,497.41	168,172.81	128,324.60	127,328.79	995.81	.00
2025	303	248	7300	.00	3,272.73	443.50	2,829.23	2,829.23	.00	.00
2025	303	248	7400	.00	580.97	.00	580.97	580.97	.00	.00
DIVISION TOTALS:				.00	300,351.11	168,616.31	131,734.80	130,738.99	995.81	.00
DEPARTMENT TOTALS:				.00	300,351.11	168,616.31	131,734.80	130,738.99	995.81	.00
PERCENT EXPENDED: 56.1				PERCENT EXPENDED AND ENCUMBERED:			99.7			
306 Municipal Motor Vehicle Lic Tx FUND										
230 Dept Of Transportation & Engin										
238 Division of Traffic Services										
2025	306	238	7300	.00	27,870.00	27,870.00	.00	.00	.00	.00
DIVISION TOTALS:				.00	27,870.00	27,870.00	.00	.00	.00	.00
DEPARTMENT TOTALS:				.00	27,870.00	27,870.00	.00	.00	.00	.00
PERCENT EXPENDED: 100.0				PERCENT EXPENDED AND ENCUMBERED:			100.0			
250 Dept Of Public Services										
252 Traffic And Road Operations										
2025	306	252	7200	.00	122,580.96	72,419.12	50,161.84	41,510.74	8,651.10	.00
2025	306	252	7300	.00	49,751.36	47,221.89	2,529.47	2,529.47	.00	.00
2025	306	252	7400	.00	203.29	203.29	.00	.00	.00	.00
DIVISION TOTALS:				.00	172,535.61	119,844.30	52,691.31	44,040.21	8,651.10	.00
DEPARTMENT TOTALS:				.00	172,535.61	119,844.30	52,691.31	44,040.21	8,651.10	.00
PERCENT EXPENDED: 69.5				PERCENT EXPENDED AND ENCUMBERED:			95.0			

318 202
RUN DATE: 10/11/2025
RUN TIME: 08.05.14

CITY OF CINCINNATI - DEPARTMENT OF FINANCE
DIVISION OF ACCOUNTS AND AUDITS
STATEMENT OF BALANCES
APPROPRIATED FUNDS
AS OF 09 / 30 / 2025

PGM ID: CFSFA104
PAGE: 36

FY	FND	AGY	OBJT	ORIGINAL AUTHORIZATION	ADJUSTED AUTHORIZATION	EXPENDITURES AMOUNT	UNEXPENDED BALANCE	ENCUMBRANCE AMOUNT	UNENCUMBERED BALANCE	PRE-ENCUMBERED AMOUNT
318 Sawyer Point FUND										
200 Department Of Parks										
202 Parks, Operations & Facility Mgmt										
2025	318	202	7200	.00	65,701.48	19,550.25	46,151.23	.00	46,151.23	.00
2025	318	202	7300	.00	90,786.11	49,053.72	41,732.39	5,717.72	36,014.67	.00
2025	318	202	7400	.00	401.45	401.45	.00	.00	.00	.00
DIVISION TOTALS:				.00	156,889.04	69,005.42	87,883.62	5,717.72	82,165.90	.00
DEPARTMENT TOTALS:				.00	156,889.04	69,005.42	87,883.62	5,717.72	82,165.90	.00
PERCENT EXPENDED:				44.0	PERCENT EXPENDED AND ENCUMBERED:					
								47.6		
323 Recreation Special Activities FUND										
190 Dept Of Public Recreation										
191 Recreation West Region										
2025	323	191	7200	.00	30,459.00	23,709.31	6,749.69	5,261.75	1,487.94	.00
2025	323	191	7300	.00	54,134.05	53,877.17	256.88	113.26	143.62	.00
2025	323	191	7400	.00	1,452.41	1,335.64	116.77	.00	116.77	.00
2025	323	191	7600	.00	117,996.50	43,254.50	74,742.00	74,742.00	.00	.00
DIVISION TOTALS:				.00	204,041.96	122,176.62	81,865.34	80,117.01	1,748.33	.00
192 Recreation East Region										
2025	323	192	7200	.00	37,602.61	23,321.51	14,281.10	13,202.97	1,078.13	.00
2025	323	192	7300	.00	18,803.68	5,859.85	12,943.83	10,418.33	2,525.50	.00
2025	323	192	7400	.00	1,619.05	1,442.33	176.72	44.11	132.61	.00
2025	323	192	7600	.00	116,042.00	.00	116,042.00	116,042.00	.00	.00
DIVISION TOTALS:				.00	174,067.34	30,623.69	143,443.65	139,707.41	3,736.24	.00
193 Recreation Central Region										
2025	323	193	7200	.00	42,334.89	24,002.20	18,332.69	16,611.47	1,721.22	.00
2025	323	193	7300	.00	4,962.21	4,627.63	334.58	334.58	.00	.00
2025	323	193	7400	.00	2,445.72	1,286.81	1,158.91	.00	1,158.91	.00
2025	323	193	7600	.00	163,040.00	.00	163,040.00	163,040.00	.00	.00
DIVISION TOTALS:				.00	212,782.82	29,916.64	182,866.18	179,986.05	2,880.13	.00
197 Recreation Athletics										
2025	323	197	7200	.00	129,451.24	50,119.37	79,331.87	19,888.00	59,443.87	.00
2025	323	197	7300	.00	24,017.77	21,541.33	2,476.44	2,469.16	7.28	.00
2025	323	197	7400	.00	15,031.40	12,933.75	2,097.65	.00	2,097.65	.00
2025	323	197	7600	.00	29,997.00	.00	29,997.00	29,997.00	.00	.00
DIVISION TOTALS:				.00	198,497.41	84,594.45	113,902.96	52,354.16	61,548.80	.00
199 Recreation Administration										
2025	323	199	7200	.00	16,870.89	4,031.62	12,839.27	3,439.27	9,400.00	.00
2025	323	199	7300	.00	19,971.91	18,142.08	1,829.83	89.13	1,740.70	.00
2025	323	199	7600	.00	37,300.00	.00	37,300.00	37,300.00	.00	.00
DIVISION TOTALS:				.00	74,142.80	22,173.70	51,969.10	40,828.40	11,140.70	.00
DEPARTMENT TOTALS:				.00	863,532.33	289,485.10	574,047.23	492,993.03	81,054.20	.00
PERCENT EXPENDED:				33.5	PERCENT EXPENDED AND ENCUMBERED:					
								90.6		

329 202
RUN DATE: 10/11/2025
RUN TIME: 08.05.14

CITY OF CINCINNATI - DEPARTMENT OF FINANCE
DIVISION OF ACCOUNTS AND AUDITS
STATEMENT OF BALANCES
APPROPRIATED FUNDS
AS OF 09 / 30 / 2025

PGM ID: CFSFA104
PAGE: 37

<u>FY</u>	<u>FND</u>	<u>AGY</u>	<u>OBJT</u>	<u>ORIGINAL</u> <u>AUTHORIZATION</u>	<u>ADJUSTED</u> <u>AUTHORIZATION</u>	<u>EXPENDITURES</u> <u>AMOUNT</u>	<u>UNEXPENDED</u> <u>BALANCE</u>	<u>ENCUMBRANCE</u> <u>AMOUNT</u>	<u>UNENCUMBERED</u> <u>BALANCE</u>	<u>PRE-ENCUMBERED</u> <u>AMOUNT</u>
329 Cincinnati Riverfront Park FUND										
200 Department Of Parks										
202 Parks, Operations & Facility Mgmt										
2025	329	202	7200	.00	27,404.98	9,125.98	18,279.00	2,309.00	15,970.00	.00
2025	329	202	7300	.00	32,278.21	19,250.71	13,027.50	9,482.05	3,545.45	.00
2025	329	202	7400	.00	815.00	815.00	.00	.00	.00	.00
DIVISION TOTALS:				.00	60,498.19	29,191.69	31,306.50	11,791.05	19,515.45	.00
DEPARTMENT TOTALS:				.00	60,498.19	29,191.69	31,306.50	11,791.05	19,515.45	.00
PERCENT EXPENDED:				48.3	PERCENT EXPENDED AND ENCUMBERED:					
								67.7		
364 911 Cell Phone Fees FUND										
100 Office Of The City Manager										
103 Emergency Communications										
2025	364	103	7200	.00	149,347.00	149,347.00	.00	.00	.00	.00
DIVISION TOTALS:				.00	149,347.00	149,347.00	.00	.00	.00	.00
DEPARTMENT TOTALS:				.00	149,347.00	149,347.00	.00	.00	.00	.00
PERCENT EXPENDED:				100.0	PERCENT EXPENDED AND ENCUMBERED:					
								100.0		
377 Safe & Clean FUND										
250 Dept Of Public Services										
253 Div Of Neighborhood Operations										
2025	377	253	7200	.00	35,883.02	1,161.62	34,721.40	34,721.40	.00	.00
DIVISION TOTALS:				.00	35,883.02	1,161.62	34,721.40	34,721.40	.00	.00
DEPARTMENT TOTALS:				.00	35,883.02	1,161.62	34,721.40	34,721.40	.00	.00
PERCENT EXPENDED:				3.2	PERCENT EXPENDED AND ENCUMBERED:					
								100.0		
395 Community Health Center FUND										
260 Department Of Public Health										
264 Primary Health Care - S.P.										
2025	395	264	7200	.00	248.99	.00	248.99	48.99	200.00	.00
DIVISION TOTALS:				.00	248.99	.00	248.99	48.99	200.00	.00
265 Primary Health Care - H.C.										
2025	395	265	7200	.00	1,090,558.00	367,072.43	723,485.57	455,564.81	267,920.76	.00
2025	395	265	7300	.00	32,852.33	4,910.33	27,942.00	1,349.30	26,592.70	.00
2025	395	265	7400	.00	223,671.72	110,830.10	112,841.62	22,113.74	90,727.88	.00
DIVISION TOTALS:				.00	1,347,082.05	482,812.86	864,269.19	479,027.85	385,241.34	.00
266 School & Adolescent Health										
2025	395	266	7200	.00	189,629.86	56,793.84	132,836.02	28,472.08	104,363.94	.00
2025	395	266	7300	.00	56,327.99	7,600.32	48,727.67	21,513.50	27,214.17	.00
2025	395	266	7400	.00	114,201.76	39,584.40	74,617.36	.00	74,617.36	.00
DIVISION TOTALS:				.00	360,159.61	103,978.56	256,181.05	49,985.58	206,195.47	.00
DEPARTMENT TOTALS:				.00	1,707,490.65	586,791.42	1,120,699.23	529,062.42	591,636.81	.00
PERCENT EXPENDED:				34.4	PERCENT EXPENDED AND ENCUMBERED:					
								65.4		

416 261
 RUN DATE: 10/11/2025
 RUN TIME: 08.05.14

CITY OF CINCINNATI - DEPARTMENT OF FINANCE
 DIVISION OF ACCOUNTS AND AUDITS
 STATEMENT OF BALANCES
 APPROPRIATED FUNDS
 AS OF 09 / 30 / 2025

PGM ID: CFSFA104
 PAGE: 38

FY	FND	AGY	OBJT	ORIGINAL AUTHORIZATION	ADJUSTED AUTHORIZATION	EXPENDITURES AMOUNT	UNEXPENDED BALANCE	ENCUMBRANCE AMOUNT	UNENCUMBERED BALANCE	PRE-ENCUMBERED AMOUNT
416 Cincinnati Health District FUND										
260 Department Of Public Health										
261 Health, Office Of The Commissioner										
2025	416	261	7200	.00	57,361.59	6,354.93	51,006.66	49,905.84	1,100.82	.00
2025	416	261	7300	.00	20,545.31	16,263.43	4,281.88	2,279.30	2,002.58	.00
2025	416	261	7400	.00	9,834.76	3,121.74	6,713.02	2,523.24	4,189.78	.00
DIVISION TOTALS:				.00	87,741.66	25,740.10	62,001.56	54,708.38	7,293.18	.00
262 Health, Technical Resources										
2025	416	262	7200	.00	75,468.87	22,379.08	53,089.79	5,636.02	47,453.77	.00
2025	416	262	7300	.00	27,535.28	10,598.50	16,936.78	231.01	16,705.77	.00
2025	416	262	7400	.00	550.13	127.29	422.84	.00	422.84	.00
DIVISION TOTALS:				.00	103,554.28	33,104.87	70,449.41	5,867.03	64,582.38	.00
263 Div Of Community Health										
2025	416	263	7200	.00	33,544.32	11,345.37	22,198.95	8,542.19	13,656.76	.00
2025	416	263	7300	.00	34,383.30	29,265.18	5,118.12	305.06	4,813.06	.00
2025	416	263	7400	.00	2,058.68	359.86	1,698.82	.00	1,698.82	.00
DIVISION TOTALS:				.00	69,986.30	40,970.41	29,015.89	8,847.25	20,168.64	.00
264 Primary Health Care - S.P.										
2025	416	264	7200	.00	55,395.35	.00	55,395.35	7,041.35	48,354.00	.00
2025	416	264	7300	.00	17,293.55	5,724.93	11,568.62	11,068.62	500.00	.00
2025	416	264	7400	.00	1,178.44	608.38	570.06	.00	570.06	.00
DIVISION TOTALS:				.00	73,867.34	6,333.31	67,534.03	18,109.97	49,424.06	.00
265 Primary Health Care - H.C.										
2025	416	265	7200	.00	1,220.55	.00	1,220.55	1,220.55	.00	.00
2025	416	265	7300	.00	49,315.56	22,349.86	26,965.70	8,383.17	18,582.53	.00
DIVISION TOTALS:				.00	50,536.11	22,349.86	28,186.25	9,603.72	18,582.53	.00
266 School & Adolescent Health										
2025	416	266	7200	.00	59.05	.00	59.05	59.05	.00	.00
2025	416	266	7300	.00	86,026.00	86,026.00	.00	.00	.00	.00
DIVISION TOTALS:				.00	86,085.05	86,026.00	59.05	59.05	.00	.00
DEPARTMENT TOTALS:				.00	471,770.74	214,524.55	257,246.19	97,195.40	160,050.79	.00
PERCENT EXPENDED: 45.5				PERCENT EXPENDED AND ENCUMBERED: 66.1						
449 Cinti Area Geographic Info Sys FUND										
100 Office Of The City Manager										
108 Dept of Performance & Data Analytics										
2025	449	108	7200	.00	818,616.07	26,816.64	791,799.43	791,799.43	.00	.00
2025	449	108	7300	.00	754.65	.00	754.65	.00	754.65	.00
2025	449	108	7400	.00	132,974.64	19,915.78	113,058.86	113,058.86	.00	.00
DIVISION TOTALS:				.00	952,345.36	46,732.42	905,612.94	904,858.29	754.65	.00
DEPARTMENT TOTALS:				.00	952,345.36	46,732.42	905,612.94	904,858.29	754.65	.00
PERCENT EXPENDED: 4.9				PERCENT EXPENDED AND ENCUMBERED: 99.9						

455 236
RUN DATE: 10/11/2025
RUN TIME: 08.05.14

CITY OF CINCINNATI - DEPARTMENT OF FINANCE
DIVISION OF ACCOUNTS AND AUDITS
STATEMENT OF BALANCES
APPROPRIATED FUNDS
AS OF 09 / 30 / 2025

PGM ID: CFSFA104
PAGE: 39

Attachment 4

FY	FND	AGY	OBJT	ORIGINAL AUTHORIZATION	ADJUSTED AUTHORIZATION	EXPENDITURES AMOUNT	UNEXPENDED BALANCE	ENCUMBRANCE AMOUNT	UNENCUMBERED BALANCE	PRE-ENCUMBERED AMOUNT
455 Streetcar Operations FUND										
230 Dept Of Transportation & Engin										
236 Division of Streetcar Operations										
2025	455	236	7200	.00	1,441,431.06	1,174,511.95	266,919.11	97,967.93	168,951.18	.00
2025	455	236	7400	.00	2,054.19	1,245.46	808.73	.00	808.73	.00
DIVISION TOTALS:				.00	1,443,485.25	1,175,757.41	267,727.84	97,967.93	169,759.91	.00
DEPARTMENT TOTALS:				.00	1,443,485.25	1,175,757.41	267,727.84	97,967.93	169,759.91	.00
PERCENT EXPENDED:				81.5	PERCENT EXPENDED AND ENCUMBERED: 88.2					
 457 CLEAR FUND										
090 Enterprise Technology Solution										
093 ETS-CLEAR										
2025	457	093	7200	.00	100,649.98	65,540.65	35,109.33	.00	35,109.33	.00
2025	457	093	7300	.00	44,655.19	15,483.05	29,172.14	28,302.14	870.00	.00
2025	457	093	7400	.00	84,466.53	17,460.00	67,006.53	50,476.33	16,530.20	.00
DIVISION TOTALS:				.00	229,771.70	98,483.70	131,288.00	78,778.47	52,509.53	.00
DEPARTMENT TOTALS:				.00	229,771.70	98,483.70	131,288.00	78,778.47	52,509.53	.00
PERCENT EXPENDED:				42.9	PERCENT EXPENDED AND ENCUMBERED: 77.1					
 701 Metropolitan Sewer District FUND										
410 Dept. of Sewers Director's Off										
410 Dept. of Sewers Director's Office										
2025	701	410	7100	.00	1,349,122.00	317,802.27	1,031,319.73	.00	1,031,319.73	.00
2025	701	410	7200	10,000.00	507,916.00	54,486.32	453,429.68	352,386.65	101,043.03	.00
2025	701	410	7300	.00	10,857.00	1,061.20	9,795.80	4,962.87	4,832.93	.00
2025	701	410	7400	-10,000.00	269,832.00	7,004.04	262,827.96	59,038.39	203,789.57	.00
2025	701	410	7500	.00	440,615.00	95,602.35	345,012.65	.00	345,012.65	.00
DIVISION TOTALS:				.00	2,578,342.00	475,956.18	2,102,385.82	416,387.91	1,685,997.91	.00
DEPARTMENT TOTALS:				.00	2,578,342.00	475,956.18	2,102,385.82	416,387.91	1,685,997.91	.00
PERCENT EXPENDED:				18.5	PERCENT EXPENDED AND ENCUMBERED: 34.6					
 420 MSD Div Of Wastewater Engineer										
420 MSD Div Of Wastewater Engineering										
2025	701	420	7100	.00	2,633,331.00	666,563.28	1,966,767.72	.00	1,966,767.72	.00
2025	701	420	7200	.00	4,628,132.00	1,456,225.09	3,171,906.91	1,673,613.87	1,498,293.04	.00
2025	701	420	7300	.00	667,231.00	21,871.36	645,359.64	47,705.39	597,654.25	.00
2025	701	420	7400	.00	441,646.00	13,162.45	428,483.55	14,106.37	414,377.18	.00
2025	701	420	7500	.00	1,416,281.00	134,426.64	1,281,854.36	.00	1,281,854.36	.00
DIVISION TOTALS:				.00	9,786,621.00	2,292,248.82	7,494,372.18	1,735,425.63	5,758,946.55	.00
DEPARTMENT TOTALS:				.00	9,786,621.00	2,292,248.82	7,494,372.18	1,735,425.63	5,758,946.55	.00
PERCENT EXPENDED:				23.4	PERCENT EXPENDED AND ENCUMBERED: 41.2					

701 430
 RUN DATE: 10/11/2025
 RUN TIME: 08.05.14

CITY OF CINCINNATI - DEPARTMENT OF FINANCE
 DIVISION OF ACCOUNTS AND AUDITS
 STATEMENT OF BALANCES
 APPROPRIATED FUNDS
 AS OF 09 / 30 / 2025

PGM ID: CFSFA104
 PAGE: 40

FY	FND	AGY	OBJT	ORIGINAL AUTHORIZATION	ADJUSTED AUTHORIZATION	EXPENDITURES AMOUNT	UNEXPENDED BALANCE	ENCUMBRANCE AMOUNT	UNENCUMBERED BALANCE	PRE-ENCUMBERED AMOUNT
430 MSD Div Of Wastewater Admin										
430 MSD Div Of Wastewater Admin										
2025	701	430	7100	.00	4,695,101.00	697,956.95	3,997,144.05	.00	3,997,144.05	.00
2025	701	430	7200	.00	7,767,165.00	1,925,730.46	5,841,434.54	48,055.20	5,793,379.34	.00
2025	701	430	7300	.00	31,771.00	3,327.34	28,443.66	8,497.08	19,946.58	.00
2025	701	430	7400	.00	40,960.00	7,813.67	33,146.33	1,621.45	31,524.88	.00
2025	701	430	7500	.00	954,649.00	226,382.44	728,266.56	.00	728,266.56	.00
DIVISION TOTALS:				.00	13,489,646.00	2,861,210.86	10,628,435.14	58,173.73	10,570,261.41	.00
431 MSD Division of Information Technology										
2025	701	431	7100	.00	3,078,111.00	702,745.60	2,375,365.40	.00	2,375,365.40	.00
2025	701	431	7200	.00	1,969,237.00	66,613.85	1,902,623.15	80,101.00	1,822,522.15	.00
2025	701	431	7300	.00	187,550.00	50,342.77	137,207.23	12,073.24	125,133.99	.00
2025	701	431	7400	.00	2,737,939.00	702,359.64	2,035,579.36	248,294.14	1,787,285.22	.00
2025	701	431	7500	.00	1,061,479.00	224,243.64	837,235.36	.00	837,235.36	.00
DIVISION TOTALS:				.00	9,034,316.00	1,746,305.50	7,288,010.50	340,468.38	6,947,542.12	.00
DEPARTMENT TOTALS:				.00	22,523,962.00	4,607,516.36	17,916,445.64	398,642.11	17,517,803.53	.00
PERCENT EXPENDED:				20.5	PERCENT EXPENDED AND ENCUMBERED:					
								22.2		
440 MSD Div Of Wastewater Treatmen										
441 MSD Office Of Superintendent										
2025	701	441	7100	.00	1,933,588.00	490,340.34	1,443,247.66	.00	1,443,247.66	.00
2025	701	441	7200	.00	695,250.00	39,328.63	655,921.37	36,322.08	619,599.29	.00
2025	701	441	7300	.00	522,078.00	102,776.09	419,301.91	193,265.69	226,036.22	.00
2025	701	441	7400	.00	39,699.00	.00	39,699.00	3,475.00	36,224.00	.00
2025	701	441	7500	.00	763,749.00	170,926.39	592,822.61	.00	592,822.61	.00
DIVISION TOTALS:				.00	3,954,364.00	803,371.45	3,150,992.55	233,062.77	2,917,929.78	.00
442 MSD Millcreek Section										
2025	701	442	7100	.00	5,587,990.00	1,609,383.08	3,978,606.92	.00	3,978,606.92	.00
2025	701	442	7200	.00	9,618,106.00	2,406,128.69	7,211,977.31	3,267,297.60	3,944,679.71	40,550.00
2025	701	442	7300	.00	8,430,540.00	2,659,257.96	5,771,282.04	2,051,723.28	3,719,558.76	.00
2025	701	442	7400	.00	246,752.00	108,756.65	137,995.35	49,315.83	88,679.52	.00
2025	701	442	7500	.00	2,051,101.00	552,644.83	1,498,456.17	.00	1,498,456.17	.00
DIVISION TOTALS:				.00	25,934,489.00	7,336,171.21	18,598,317.79	5,368,336.71	13,229,981.08	40,550.00
443 MSD Little Miami Section										
2025	701	443	7100	.00	2,287,087.00	610,119.09	1,676,967.91	.00	1,676,967.91	.00
2025	701	443	7200	-150,000.00	4,608,856.00	1,010,176.97	3,598,679.03	1,617,599.75	1,981,079.28	.00
2025	701	443	7300	150,000.00	1,374,886.00	263,772.03	1,111,113.97	538,616.42	572,497.55	.00
2025	701	443	7400	.00	111,678.00	1,478.40	110,199.60	.00	110,199.60	.00
2025	701	443	7500	.00	806,267.00	202,600.18	603,666.82	.00	603,666.82	.00
DIVISION TOTALS:				.00	9,188,774.00	2,088,146.67	7,100,627.33	2,156,216.17	4,944,411.16	.00
444 MSD Muddy Creek Section										
2025	701	444	7100	.00	1,341,551.00	461,949.15	879,601.85	.00	879,601.85	.00
2025	701	444	7200	.00	2,134,286.00	549,865.55	1,584,420.45	760,508.67	823,911.78	.00
2025	701	444	7300	.00	823,373.00	53,959.87	769,413.13	147,073.48	622,339.65	.00
2025	701	444	7400	.00	30,158.00	.00	30,158.00	.00	30,158.00	.00
2025	701	444	7500	.00	572,909.00	170,270.21	402,638.79	.00	402,638.79	.00
DIVISION TOTALS:				.00	4,902,277.00	1,236,044.78	3,666,232.22	907,582.15	2,758,650.07	.00

701 445
 RUN DATE: 10/11/2025
 RUN TIME: 08.05.14

CITY OF CINCINNATI - DEPARTMENT OF FINANCE
 DIVISION OF ACCOUNTS AND AUDITS
 STATEMENT OF BALANCES
 APPROPRIATED FUNDS
 AS OF 09 / 30 / 2025

PGM ID: CFSFA104
 PAGE: 41

FY	FND	AGY	OBJT	ORIGINAL AUTHORIZATION	ADJUSTED AUTHORIZATION	EXPENDITURES AMOUNT	UNEXPENDED BALANCE	ENCUMBRANCE AMOUNT	UNENCUMBERED BALANCE	PRE-ENCUMBERED AMOUNT
445 MSD Sycamore Section										
2025	701	445	7100	.00	813,729.00	214,101.28	599,627.72	.00	599,627.72	.00
2025	701	445	7200	.00	1,375,854.00	365,710.74	1,010,143.26	338,410.58	671,732.68	.00
2025	701	445	7300	.00	431,353.00	63,028.34	368,324.66	76,507.75	291,816.91	.00
2025	701	445	7400	.00	17,056.00	.00	17,056.00	.00	17,056.00	.00
2025	701	445	7500	.00	358,529.00	88,287.85	270,241.15	.00	270,241.15	.00
DIVISION TOTALS:				.00	2,996,521.00	731,128.21	2,265,392.79	414,918.33	1,850,474.46	.00
446 MSD Taylor Creek Section										
2025	701	446	7100	.00	844,797.00	230,830.70	613,966.30	.00	613,966.30	.00
2025	701	446	7200	.00	1,244,947.00	378,525.89	866,421.11	341,071.11	525,350.00	.00
2025	701	446	7300	.00	389,991.00	53,292.51	336,698.49	56,288.58	280,409.91	.00
2025	701	446	7400	.00	17,505.00	.00	17,505.00	200.00	17,305.00	.00
2025	701	446	7500	.00	362,121.00	83,152.18	278,968.82	.00	278,968.82	.00
DIVISION TOTALS:				.00	2,859,361.00	745,801.28	2,113,559.72	397,559.69	1,716,000.03	.00
447 MSD Polk Run Section										
2025	701	447	7100	.00	875,441.00	249,181.14	626,259.86	.00	626,259.86	.00
2025	701	447	7200	.00	1,322,729.00	265,695.11	1,057,033.89	424,483.85	632,550.04	.00
2025	701	447	7300	.00	263,754.00	38,939.04	224,814.96	148,836.21	75,978.75	.00
2025	701	447	7400	.00	10,859.00	100.00	10,759.00	100.00	10,659.00	.00
2025	701	447	7500	.00	327,921.00	92,877.44	235,043.56	.00	235,043.56	.00
DIVISION TOTALS:				.00	2,800,704.00	646,792.73	2,153,911.27	573,420.06	1,580,491.21	.00
448 MSD Pump Stations										
2025	701	448	7100	.00	1,059,791.00	259,603.89	800,187.11	.00	800,187.11	.00
2025	701	448	7200	.00	1,191,190.00	118,467.51	1,072,722.49	236,359.28	836,363.21	.00
2025	701	448	7300	.00	584,204.00	50,614.42	533,589.58	134,992.40	398,597.18	.00
2025	701	448	7400	.00	.00	.00	.00	.00	.00	.00
2025	701	448	7500	.00	385,674.00	80,477.20	305,196.80	.00	305,196.80	.00
DIVISION TOTALS:				.00	3,220,859.00	509,163.02	2,711,695.98	371,351.68	2,340,344.30	.00
449 MSD Maintenance Section										
2025	701	449	7100	.00	5,157,796.00	1,356,670.63	3,801,125.37	.00	3,801,125.37	.00
2025	701	449	7200	.00	549,958.00	57,806.74	492,151.26	31,552.62	460,598.64	.00
2025	701	449	7300	.00	397,892.00	61,715.12	336,176.88	40,961.08	295,215.80	.00
2025	701	449	7400	.00	1,735,929.00	92,485.59	1,643,443.41	68,247.00	1,575,196.41	.00
2025	701	449	7500	.00	2,050,731.00	470,071.37	1,580,659.63	.00	1,580,659.63	.00
DIVISION TOTALS:				.00	9,892,306.00	2,038,749.45	7,853,556.55	140,760.70	7,712,795.85	.00
DEPARTMENT TOTALS:				.00	65,749,655.00	16,135,368.80	49,614,286.20	10,563,208.26	39,051,077.94	40,550.00
PERCENT EXPENDED: 24.5				PERCENT EXPENDED AND ENCUMBERED:				40.6		
450 MSD Div Of Wastewater Collecti										
450 MSD Div Of Wastewater Collection										
2025	701	450	7100	.00	11,535,772.00	3,147,303.88	8,388,468.12	.00	8,388,468.12	.00
2025	701	450	7200	.00	7,456,721.00	1,748,142.23	5,708,578.77	2,987,790.93	2,720,787.84	.00
2025	701	450	7300	.00	3,555,630.00	722,915.21	2,832,714.79	977,116.10	1,855,598.69	1,662.00
2025	701	450	7400	.00	124,671.00	7,228.57	117,442.43	8,340.58	109,101.85	.00
2025	701	450	7500	.00	4,493,734.00	1,018,919.44	3,474,814.56	.00	3,474,814.56	.00
DIVISION TOTALS:				.00	27,166,528.00	6,644,509.33	20,522,018.67	3,973,247.61	16,548,771.06	1,662.00
DEPARTMENT TOTALS:				.00	27,166,528.00	6,644,509.33	20,522,018.67	3,973,247.61	16,548,771.06	1,662.00
PERCENT EXPENDED: 24.5				PERCENT EXPENDED AND ENCUMBERED:				39.1		

701 460
 RUN DATE: 10/11/2025
 RUN TIME: 08.05.14

CITY OF CINCINNATI - DEPARTMENT OF FINANCE
 DIVISION OF ACCOUNTS AND AUDITS
 STATEMENT OF BALANCES
 APPROPRIATED FUNDS
 AS OF 09 / 30 / 2025

PGM ID: CFSFA104
 PAGE: 42

FY	FND	AGY	OBJT	ORIGINAL AUTHORIZATION	ADJUSTED AUTHORIZATION	EXPENDITURES AMOUNT	UNEXPENDED BALANCE	ENCUMBRANCE AMOUNT	UNENCUMBERED BALANCE	PRE-ENCUMBERED AMOUNT
460 MSD Div Of Industrial Waste										
460 MSD Div Of Industrial Waste										
2025	701	460	7100	.00	4,857,041.00	1,360,762.39	3,496,278.61	.00	3,496,278.61	.00
2025	701	460	7200	.00	3,453,770.00	698,698.71	2,755,071.29	1,179,645.71	1,575,425.58	.00
2025	701	460	7300	.00	892,386.00	236,764.80	655,621.20	91,583.73	564,037.47	.00
2025	701	460	7400	.00	333,104.00	38,638.32	294,465.68	7,969.98	286,495.70	.00
2025	701	460	7500	.00	1,914,669.00	461,245.28	1,453,423.72	.00	1,453,423.72	.00
DIVISION TOTALS:				.00	11,450,970.00	2,796,109.50	8,654,860.50	1,279,199.42	7,375,661.08	.00
DEPARTMENT TOTALS:				.00	11,450,970.00	2,796,109.50	8,654,860.50	1,279,199.42	7,375,661.08	.00
PERCENT EXPENDED: 24.4				PERCENT EXPENDED AND ENCUMBERED: 35.6						
480 MSD SBU Program										
480 MSD SBU Program										
2025	701	480	7100	.00	479,307.00	123,286.69	356,020.31	.00	356,020.31	.00
2025	701	480	7200	.00	7,115,190.00	1,027,373.45	6,087,816.55	2,510,375.01	3,577,441.54	.00
2025	701	480	7300	.00	44,538.00	.00	44,538.00	.00	44,538.00	.00
2025	701	480	7400	.00	1,053,535.00	51,512.65	1,002,022.35	14,428.62	987,593.73	.00
2025	701	480	7500	.00	134,449.00	32,871.17	101,577.83	.00	101,577.83	.00
DIVISION TOTALS:				.00	8,827,019.00	1,235,043.96	7,591,975.04	2,524,803.63	5,067,171.41	.00
DEPARTMENT TOTALS:				.00	8,827,019.00	1,235,043.96	7,591,975.04	2,524,803.63	5,067,171.41	.00
PERCENT EXPENDED: 14.0				PERCENT EXPENDED AND ENCUMBERED: 42.6						
490 MSD Debt Service										
490 MSD Debt Service										
2025	701	490	7200	.00	800,000.00	115,000.00	685,000.00	185,000.00	500,000.00	.00
2025	701	490	7700	.00	85,200,000.00	11,925,984.96	73,274,015.04	.00	73,274,015.04	.00
DIVISION TOTALS:				.00	86,000,000.00	12,040,984.96	73,959,015.04	185,000.00	73,774,015.04	.00
DEPARTMENT TOTALS:				.00	86,000,000.00	12,040,984.96	73,959,015.04	185,000.00	73,774,015.04	.00
PERCENT EXPENDED: 14.0				PERCENT EXPENDED AND ENCUMBERED: 14.2						
910 Employee Benefits										
911 Contribution To City Pension										
2025	701	911	7500	.00	564,000.00	563,620.00	380.00	.00	380.00	.00
DIVISION TOTALS:				.00	564,000.00	563,620.00	380.00	.00	380.00	.00
DEPARTMENT TOTALS:				.00	564,000.00	563,620.00	380.00	.00	380.00	.00
PERCENT EXPENDED: 99.9				PERCENT EXPENDED AND ENCUMBERED: 99.9						
940 Govt'Al & Prof'Al Services										
944 General Fund Overhead										
2025	701	944	7200	.00	3,200,000.00	2,696,408.80	503,591.20	.00	503,591.20	.00
DIVISION TOTALS:				.00	3,200,000.00	2,696,408.80	503,591.20	.00	503,591.20	.00
DEPARTMENT TOTALS:				.00	3,200,000.00	2,696,408.80	503,591.20	.00	503,591.20	.00
PERCENT EXPENDED: 84.3				PERCENT EXPENDED AND ENCUMBERED: 84.3						
980 Capital Outlay Accounts										
981 Motorized & Construction Equip										
2025	701	981	7600	.00	1,861,000.00	163,199.00	1,697,801.00	1,190,623.28	507,177.72	535,751.99
DIVISION TOTALS:				.00	1,861,000.00	163,199.00	1,697,801.00	1,190,623.28	507,177.72	535,751.99

701 982
 RUN DATE: 10/11/2025
 RUN TIME: 08.05.14

CITY OF CINCINNATI - DEPARTMENT OF FINANCE
 DIVISION OF ACCOUNTS AND AUDITS
 STATEMENT OF BALANCES
 APPROPRIATED FUNDS
 AS OF 09 / 30 / 2025

PGM ID: CFSFA104
 PAGE: 43

Attachment 4

FY	FND	AGY	OBJT	ORIGINAL AUTHORIZATION	ADJUSTED AUTHORIZATION	EXPENDITURES AMOUNT	UNEXPENDED BALANCE	ENCUMBRANCE AMOUNT	UNENCUMBERED BALANCE	PRE-ENCUMBERED AMOUNT
982 Office & Technical Equip										
2025	701	982	7600	.00	1,200,000.00	306,295.13	893,704.87	441,700.39	452,004.48	84,956.00
DIVISION TOTALS:				.00	1,200,000.00	306,295.13	893,704.87	441,700.39	452,004.48	84,956.00
DEPARTMENT TOTALS:				.00	3,061,000.00	469,494.13	2,591,505.87	1,632,323.67	959,182.20	620,707.99
PERCENT EXPENDED: 15.3				PERCENT EXPENDED AND ENCUMBERED: 68.7						
050 General FUND										
010 City Council										
014 Councilmember E. Nolan										
2026	050	014	7100	137,870.00	137,870.00	28,664.68	109,205.32	.00	109,205.32	.00
2026	050	014	7200	2,600.00	2,600.00	256.86	2,343.14	.00	2,343.14	.00
DIVISION TOTALS:				140,470.00	140,470.00	28,921.54	111,548.46	.00	111,548.46	.00
015 Councilmember S. Walsh										
2026	050	015	7100	137,870.00	137,870.00	32,189.56	105,680.44	.00	105,680.44	.00
2026	050	015	7200	2,600.00	2,600.00	681.79	1,918.21	.00	1,918.21	.00
DIVISION TOTALS:				140,470.00	140,470.00	32,871.35	107,598.65	.00	107,598.65	.00
016 Councilmember A. Albi										
2026	050	016	7100	137,870.00	137,870.00	29,873.86	107,996.14	.00	107,996.14	.00
2026	050	016	7200	2,600.00	2,600.00	352.32	2,247.68	.00	2,247.68	.00
DIVISION TOTALS:				140,470.00	140,470.00	30,226.18	110,243.82	.00	110,243.82	.00
018 Councilmember J. Cramerding										
2026	050	018	7100	137,870.00	137,870.00	26,075.78	111,794.22	.00	111,794.22	.00
2026	050	018	7200	2,600.00	2,600.00	344.44	2,255.56	.00	2,255.56	.00
DIVISION TOTALS:				140,470.00	140,470.00	26,420.22	114,049.78	.00	114,049.78	.00
019 City Council										
2026	050	019	7100	581,180.00	581,180.00	146,948.76	434,231.24	.00	434,231.24	.00
2026	050	019	7500	591,020.00	591,020.00	138,508.06	452,511.94	.00	452,511.94	.00
DIVISION TOTALS:				1,172,200.00	1,172,200.00	285,456.82	886,743.18	.00	886,743.18	.00
022 Councilmember M. Jeffreys										
2026	050	022	7100	137,870.00	137,870.00	27,314.42	110,555.58	.00	110,555.58	.00
2026	050	022	7200	2,600.00	2,600.00	352.32	2,247.68	.00	2,247.68	.00
DIVISION TOTALS:				140,470.00	140,470.00	27,666.74	112,803.26	.00	112,803.26	.00
023 Councilmember S. Johnson										
2026	050	023	7100	137,870.00	137,870.00	23,753.34	114,116.66	.00	114,116.66	.00
2026	050	023	7200	2,600.00	2,600.00	352.32	2,247.68	.00	2,247.68	.00
DIVISION TOTALS:				140,470.00	140,470.00	24,105.66	116,364.34	.00	116,364.34	.00
025 Councilmember M. Owens										
2026	050	025	7100	137,870.00	137,870.00	24,754.41	113,115.59	.00	113,115.59	.00
2026	050	025	7200	2,600.00	2,600.00	352.32	2,247.68	.00	2,247.68	.00
DIVISION TOTALS:				140,470.00	140,470.00	25,106.73	115,363.27	.00	115,363.27	.00
027 Councilmember V. Parks										
2026	050	027	7100	137,870.00	137,870.00	24,099.06	113,770.94	.00	113,770.94	.00
2026	050	027	7200	2,600.00	2,600.00	352.32	2,247.68	.00	2,247.68	.00
DIVISION TOTALS:				140,470.00	140,470.00	24,451.38	116,018.62	.00	116,018.62	.00

050 029
 RUN DATE: 10/11/2025
 RUN TIME: 08.05.14

CITY OF CINCINNATI - DEPARTMENT OF FINANCE
 DIVISION OF ACCOUNTS AND AUDITS
 STATEMENT OF BALANCES
 APPROPRIATED FUNDS
 AS OF 09 / 30 / 2025

PGM ID: CFSFA104
 PAGE: 44

FY	FND	AGY	OBJT	ORIGINAL AUTHORIZATION	ADJUSTED AUTHORIZATION	EXPENDITURES AMOUNT	UNEXPENDED BALANCE	ENCUMBRANCE AMOUNT	UNENCUMBERED BALANCE	PRE-ENCUMBERED AMOUNT
029 Councilmember J. Kearney										
2026	050	029	7100	137,870.00	137,870.00	22,381.73	115,488.27	.00	115,488.27	.00
2026	050	029	7200	2,600.00	2,600.00	766.21	1,833.79	.00	1,833.79	.00
DIVISION TOTALS:				140,470.00	140,470.00	23,147.94	117,322.06	.00	117,322.06	.00
031 Office Of The Mayor										
2026	050	031	7100	727,770.00	727,770.00	147,319.96	580,450.04	.00	580,450.04	.00
2026	050	031	7200	11,390.00	8,990.00	2,756.20	6,233.80	.00	6,233.80	.00
2026	050	031	7300	5,710.00	5,710.00	.00	5,710.00	.00	5,710.00	.00
2026	050	031	7400	.00	2,400.00	2,362.32	37.68	.00	37.68	.00
2026	050	031	7500	407,930.00	407,930.00	51,427.79	356,502.21	.00	356,502.21	.00
DIVISION TOTALS:				1,152,800.00	1,152,800.00	203,866.27	948,933.73	.00	948,933.73	.00
041 Office Of The Clerk Of Council										
2026	050	041	7100	448,390.00	448,390.00	81,507.59	366,882.41	.00	366,882.41	.00
2026	050	041	7200	129,060.00	129,060.00	2,513.56	126,546.44	.00	126,546.44	.00
2026	050	041	7300	9,140.00	9,140.00	410.72	8,729.28	.00	8,729.28	.00
2026	050	041	7400	22,420.00	22,420.00	1,377.38	21,042.62	4,500.00	16,542.62	.00
2026	050	041	7500	213,070.00	213,070.00	39,817.15	173,252.85	.00	173,252.85	.00
DIVISION TOTALS:				822,080.00	822,080.00	125,626.40	696,453.60	4,500.00	691,953.60	.00
DEPARTMENT TOTALS:				4,411,310.00	4,411,310.00	857,867.23	3,553,442.77	4,500.00	3,548,942.77	.00
PERCENT EXPENDED:				19.4	PERCENT EXPENDED AND ENCUMBERED:					
								19.5		
090 Enterprise Technology Solution										
091 Enterprise Technology Solutions										
2026	050	091	7100	5,254,410.00	5,254,410.00	1,298,579.31	3,955,830.69	.00	3,955,830.69	.00
2026	050	091	7200	474,580.00	474,580.00	37,246.52	437,333.48	74,713.38	362,620.10	.00
2026	050	091	7300	50,080.00	50,080.00	2,376.47	47,703.53	28,451.44	19,252.09	.00
2026	050	091	7400	339,910.00	339,910.00	3,034.44	336,875.56	2,609.56	334,266.00	.00
2026	050	091	7500	1,690,630.00	1,690,630.00	475,069.81	1,215,560.19	.00	1,215,560.19	.00
DIVISION TOTALS:				7,809,610.00	7,809,610.00	1,816,306.55	5,993,303.45	105,774.38	5,887,529.07	.00
DEPARTMENT TOTALS:				7,809,610.00	7,809,610.00	1,816,306.55	5,993,303.45	105,774.38	5,887,529.07	.00
PERCENT EXPENDED:				23.3	PERCENT EXPENDED AND ENCUMBERED:					
								24.6		
100 Office Of The City Manager										
101 City Manager's Office										
2026	050	101	7100	3,602,050.00	3,602,050.00	747,484.92	2,854,565.08	.00	2,854,565.08	.00
2026	050	101	7200	2,330,680.00	6,270,220.00	218,793.72	6,051,426.28	822,032.95	5,229,393.33	.00
2026	050	101	7300	28,660.00	28,660.00	13,930.46	14,729.54	12,009.28	2,720.26	.00
2026	050	101	7400	13,564,300.00	18,440,146.00	4,811,815.67	13,628,330.33	5,740,133.65	7,888,196.68	.00
2026	050	101	7500	1,149,760.00	1,149,760.00	281,383.31	868,376.69	.00	868,376.69	.00
DIVISION TOTALS:				20,675,450.00	29,490,836.00	6,073,408.08	23,417,427.92	6,574,175.88	16,843,252.04	.00
102 Office Of Budget & Evaluation										
2026	050	102	7100	970,190.00	970,190.00	182,762.71	787,427.29	.00	787,427.29	.00
2026	050	102	7200	84,200.00	84,200.00	6,934.04	77,265.96	.00	77,265.96	.00
2026	050	102	7300	2,440.00	2,440.00	.00	2,440.00	.00	2,440.00	.00
2026	050	102	7400	2,350.00	2,350.00	130.00	2,220.00	300.00	1,920.00	.00
2026	050	102	7500	267,700.00	267,700.00	65,980.60	201,719.40	.00	201,719.40	.00
DIVISION TOTALS:				1,326,880.00	1,326,880.00	255,807.35	1,071,072.65	300.00	1,070,772.65	.00

050 103
 RUN DATE: 10/11/2025
 RUN TIME: 08.05.14

CITY OF CINCINNATI - DEPARTMENT OF FINANCE
 DIVISION OF ACCOUNTS AND AUDITS
 STATEMENT OF BALANCES
 APPROPRIATED FUNDS
 AS OF 09 / 30 / 2025

PGM ID: CFSFA104
 PAGE: 45

FY	FND	AGY	OBJT	ORIGINAL AUTHORIZATION	ADJUSTED AUTHORIZATION	EXPENDITURES AMOUNT	UNEXPENDED BALANCE	ENCUMBRANCE AMOUNT	UNENCUMBERED BALANCE	PRE-ENCUMBERED AMOUNT
103 Emergency Communications										
2026	050	103	7100	11,933,040.00	11,933,040.00	2,641,481.06	9,291,558.94	.00	9,291,558.94	.00
2026	050	103	7200	1,073,190.00	989,990.00	145,657.34	844,332.66	124,913.69	719,418.97	5,822.05
2026	050	103	7300	161,110.00	151,110.00	6,337.74	144,772.26	15,445.75	129,326.51	5,186.83
2026	050	103	7400	26,850.00	120,050.00	19,615.46	100,434.54	96,518.18	3,916.36	.00
2026	050	103	7500	4,816,760.00	4,816,760.00	1,100,245.55	3,716,514.45	.00	3,716,514.45	.00
DIVISION TOTALS:				18,010,950.00	18,010,950.00	3,913,337.15	14,097,612.85	236,877.62	13,860,735.23	11,008.88
104 Office Of Environment & Sustainability										
2026	050	104	7100	1,010,470.00	1,010,470.00	243,791.86	766,678.14	.00	766,678.14	.00
2026	050	104	7200	2,614,550.00	4,001,414.00	90,926.27	3,910,487.73	1,461,109.92	2,449,377.81	.00
2026	050	104	7300	16,930.00	16,930.00	2,109.26	14,820.74	469.53	14,351.21	.00
2026	050	104	7400	423,750.00	894,194.00	3,509.91	890,684.09	114,269.12	776,414.97	.00
2026	050	104	7500	385,310.00	385,310.00	104,291.81	281,018.19	.00	281,018.19	.00
2026	050	104	7600	.00	70,000.00	7,500.00	62,500.00	45,540.00	16,960.00	.00
DIVISION TOTALS:				4,451,010.00	6,378,318.00	452,129.11	5,926,188.89	1,621,388.57	4,304,800.32	.00
107 Procurement										
2026	050	107	7100	905,530.00	905,530.00	317,901.67	587,628.33	.00	587,628.33	.00
2026	050	107	7200	49,020.00	71,756.00	28,337.99	43,418.01	39,936.00	3,482.01	.00
2026	050	107	7300	46,920.00	39,420.00	1,301.65	38,118.35	.00	38,118.35	.00
2026	050	107	7400	178,800.00	163,564.00	96,215.85	67,348.15	898.15	66,450.00	.00
2026	050	107	7500	273,330.00	273,330.00	136,241.02	137,088.98	.00	137,088.98	.00
DIVISION TOTALS:				1,453,600.00	1,453,600.00	579,998.18	873,601.82	40,834.15	832,767.67	.00
108 Dept of Performance & Data Analytics										
2026	050	108	7100	1,547,670.00	1,547,670.00	283,722.84	1,263,947.16	.00	1,263,947.16	.00
2026	050	108	7200	105,290.00	105,290.00	17,390.36	87,899.64	15,694.63	72,205.01	.00
2026	050	108	7300	12,890.00	12,890.00	7,896.64	4,993.36	500.00	4,493.36	.00
2026	050	108	7400	400.00	400.00	286.14	113.86	.00	.00	.00
2026	050	108	7500	435,680.00	435,680.00	99,655.27	336,024.73	.00	336,024.73	.00
DIVISION TOTALS:				2,101,930.00	2,101,930.00	408,951.25	1,692,978.75	16,308.49	1,676,670.26	.00
109 Internal Audit										
2026	050	109	7100	402,250.00	402,250.00	81,873.46	320,376.54	.00	320,376.54	.00
2026	050	109	7200	11,160.00	11,160.00	1,112.15	10,047.85	162.74	9,885.11	.00
2026	050	109	7300	1,710.00	1,710.00	.00	1,710.00	500.00	1,210.00	.00
2026	050	109	7400	1,600.00	1,600.00	1,137.68	462.32	84.32	378.00	.00
2026	050	109	7500	143,790.00	143,790.00	33,097.61	110,692.39	.00	110,692.39	.00
DIVISION TOTALS:				560,510.00	560,510.00	117,220.90	443,289.10	747.06	442,542.04	.00
DEPARTMENT TOTALS:				48,580,330.00	59,323,024.00	11,800,852.02	47,522,171.98	8,490,631.77	39,031,540.21	11,008.88
PERCENT EXPENDED:				19.9	PERCENT EXPENDED AND ENCUMBERED:					
								34.2		
110 Department Of Law										
111 Civil										
2026	050	111	7100	5,241,900.00	5,241,900.00	1,133,279.21	4,108,620.79	.00	4,108,620.79	.00
2026	050	111	7200	430,890.00	430,890.00	82,255.62	348,634.38	168,000.95	180,633.43	.00
2026	050	111	7300	18,450.00	18,450.00	2,923.74	15,526.26	6,972.45	8,553.81	.00
2026	050	111	7400	218,490.00	218,490.00	57,156.68	161,333.32	73,614.00	87,719.32	.00
2026	050	111	7500	1,809,080.00	1,809,080.00	430,004.94	1,379,075.06	.00	1,379,075.06	.00
DIVISION TOTALS:				7,718,810.00	7,718,810.00	1,705,620.19	6,013,189.81	248,587.40	5,764,602.41	.00

050 112
 RUN DATE: 10/11/2025
 RUN TIME: 08.05.14

CITY OF CINCINNATI - DEPARTMENT OF FINANCE
 DIVISION OF ACCOUNTS AND AUDITS
 STATEMENT OF BALANCES
 APPROPRIATED FUNDS
 AS OF 09 / 30 / 2025

PGM ID: CFSFA104
 PAGE: 46

FY	FND	AGY	OBJT	ORIGINAL AUTHORIZATION	ADJUSTED AUTHORIZATION	EXPENDITURES AMOUNT	UNEXPENDED BALANCE	ENCUMBRANCE AMOUNT	UNENCUMBERED BALANCE	PRE-ENCUMBERED AMOUNT
112 Administrative Hearings & Prosecution										
2026	050	112	7100	3,586,200.00	3,586,200.00	710,004.16	2,876,195.84	.00	2,876,195.84	.00
2026	050	112	7200	239,820.00	239,820.00	22,704.84	217,115.16	19,630.00	197,485.16	.00
2026	050	112	7300	16,820.00	16,820.00	6,495.88	10,324.12	10,275.10	49.02	.00
2026	050	112	7400	25,580.00	25,580.00	11,991.92	13,588.08	13,568.08	20.00	.00
2026	050	112	7500	1,145,150.00	1,145,150.00	279,745.63	865,404.37	.00	865,404.37	.00
DIVISION TOTALS:				5,013,570.00	5,013,570.00	1,030,942.43	3,982,627.57	43,473.18	3,939,154.39	.00
DEPARTMENT TOTALS:				12,732,380.00	12,732,380.00	2,736,562.62	9,995,817.38	292,060.58	9,703,756.80	.00
PERCENT EXPENDED:				21.5	PERCENT EXPENDED AND ENCUMBERED:					
								23.8		
120 Department Of Human Resources										
121 Department Of Human Resources										
2026	050	121	7100	3,698,800.00	3,698,800.00	1,030,755.45	2,668,044.55	.00	2,668,044.55	.00
2026	050	121	7200	659,660.00	659,660.00	85,118.37	574,541.63	275,526.90	299,014.73	6,750.00
2026	050	121	7300	35,720.00	35,720.00	2,485.35	33,234.65	2,057.95	31,176.70	.00
2026	050	121	7400	15,360.00	15,360.00	906.27	14,453.73	4,889.78	9,563.95	.00
2026	050	121	7500	1,070,380.00	1,070,380.00	404,833.85	665,546.15	.00	665,546.15	.00
DIVISION TOTALS:				5,479,920.00	5,479,920.00	1,524,099.29	3,955,820.71	282,474.63	3,673,346.08	6,750.00
DEPARTMENT TOTALS:				5,479,920.00	5,479,920.00	1,524,099.29	3,955,820.71	282,474.63	3,673,346.08	6,750.00
PERCENT EXPENDED:				27.8	PERCENT EXPENDED AND ENCUMBERED:					
								33.0		
130 Department Of Finance										
131 Finance, Office Of Director										
2026	050	131	7100	345,680.00	345,680.00	96,493.79	249,186.21	.00	249,186.21	.00
2026	050	131	7200	19,210.00	15,410.00	3,726.64	11,683.36	.00	11,683.36	.00
2026	050	131	7300	3,750.00	3,750.00	233.47	3,516.53	1,500.00	2,016.53	.00
2026	050	131	7400	4,710.00	8,510.00	3,658.76	4,851.24	4,100.00	751.24	.00
2026	050	131	7500	58,660.00	58,660.00	37,907.54	20,752.46	.00	20,752.46	.00
DIVISION TOTALS:				432,010.00	432,010.00	142,020.20	289,989.80	5,600.00	284,389.80	.00
133 Finance, Accounts & Audits										
2026	050	133	7100	1,311,910.00	1,311,910.00	251,057.83	1,060,852.17	.00	1,060,852.17	.00
2026	050	133	7200	119,370.00	116,563.00	2,654.56	113,908.44	5,357.36	108,551.08	.00
2026	050	133	7300	8,000.00	8,000.00	49.12	7,950.88	2,950.88	5,000.00	.00
2026	050	133	7400	5,330.00	116,400.00	108,514.38	7,885.62	2,515.04	5,370.58	.00
2026	050	133	7500	420,270.00	420,270.00	100,023.30	320,246.70	.00	320,246.70	.00
DIVISION TOTALS:				1,864,880.00	1,973,143.00	462,299.19	1,510,843.81	10,823.28	1,500,020.53	.00
134 Finance, Treasury										
2026	050	134	7100	793,570.00	793,570.00	171,769.47	621,800.53	.00	621,800.53	.00
2026	050	134	7200	152,960.00	152,960.00	4,336.94	148,623.06	2,382.37	146,240.69	.00
2026	050	134	7300	40,760.00	40,760.00	3,231.26	37,528.74	3,330.61	34,198.13	.00
2026	050	134	7400	93,460.00	353,460.00	260,218.78	93,241.22	505.66	92,735.56	.00
2026	050	134	7500	295,080.00	295,080.00	71,775.29	223,304.71	.00	223,304.71	.00
DIVISION TOTALS:				1,375,830.00	1,635,830.00	511,331.74	1,124,498.26	6,218.64	1,118,279.62	.00
135 Finance, Risk Management										
2026	050	135	7300	60.00	60.00	.00	60.00	.00	60.00	.00
2026	050	135	7400	603,330.00	603,330.00	.00	603,330.00	.00	603,330.00	.00
DIVISION TOTALS:				603,390.00	603,390.00	.00	603,390.00	.00	603,390.00	.00

050 136
 RUN DATE: 10/11/2025
 RUN TIME: 08.05.14

CITY OF CINCINNATI - DEPARTMENT OF FINANCE
 DIVISION OF ACCOUNTS AND AUDITS
 STATEMENT OF BALANCES
 APPROPRIATED FUNDS
 AS OF 09 / 30 / 2025

PGM ID: CFSFA104
 PAGE: 47

FY	FND	AGY	OBJT	ORIGINAL AUTHORIZATION	ADJUSTED AUTHORIZATION	EXPENDITURES AMOUNT	UNEXPENDED BALANCE	ENCUMBRANCE AMOUNT	UNENCUMBERED BALANCE	PRE-ENCUMBERED AMOUNT
136 Finance, Income Tax										
2026	050	136	7100	2,696,400.00	2,696,400.00	524,422.19	2,171,977.81	.00	2,171,977.81	.00
2026	050	136	7200	304,350.00	304,350.00	23,501.65	280,848.35	4,846.47	276,001.88	3,500.00
2026	050	136	7300	14,300.00	14,300.00	3,749.19	10,550.81	3,116.01	7,434.80	.00
2026	050	136	7400	170,600.00	170,600.00	126,013.75	44,586.25	2,366.25	42,220.00	.00
2026	050	136	7500	958,880.00	958,880.00	213,027.53	745,852.47	.00	745,852.47	.00
DIVISION TOTALS:				4,144,530.00	4,144,530.00	890,714.31	3,253,815.69	10,328.73	3,243,486.96	3,500.00
DEPARTMENT TOTALS:				8,420,640.00	8,788,903.00	2,006,365.44	6,782,537.56	32,970.65	6,749,566.91	3,500.00
PERCENT EXPENDED:				22.8	PERCENT EXPENDED AND ENCUMBERED:					
								23.2		
160 Community Developmt										
161 Comm Dvlp, Office Of The Director										
2026	050	161	7100	771,990.00	771,990.00	113,619.11	658,370.89	.00	658,370.89	.00
2026	050	161	7200	82,980.00	357,980.00	7,875.23	350,104.77	358.00	349,746.77	.00
2026	050	161	7300	14,470.00	14,470.00	.00	14,470.00	.00	14,470.00	.00
2026	050	161	7400	309,590.00	309,590.00	243,922.65	65,667.35	16,201.48	49,465.87	.00
2026	050	161	7500	259,960.00	259,960.00	59,110.12	200,849.88	.00	200,849.88	.00
DIVISION TOTALS:				1,438,990.00	1,713,990.00	424,527.11	1,289,462.89	16,559.48	1,272,903.41	.00
162 Comm Dvlp, Division Of Housing Devel										
2026	050	162	7100	142,580.00	142,580.00	35,182.85	107,397.15	.00	107,397.15	.00
2026	050	162	7200	5,250.00	5,250.00	.00	5,250.00	.00	5,250.00	.00
2026	050	162	7400	796,590.00	991,460.00	161,328.07	830,131.93	.00	830,131.93	.00
2026	050	162	7500	58,840.00	58,840.00	41,004.22	17,835.78	.00	17,835.78	.00
DIVISION TOTALS:				1,003,260.00	1,198,130.00	237,515.14	960,614.86	.00	960,614.86	.00
164 Division Of Community Devel										
2026	050	164	7100	995,950.00	995,950.00	177,963.43	817,986.57	.00	817,986.57	.00
2026	050	164	7200	980,020.00	1,857,525.00	230,763.67	1,626,761.33	307,055.70	1,319,705.63	.00
2026	050	164	7300	15,610.00	15,610.00	232.60	15,377.40	4,867.98	10,509.42	.00
2026	050	164	7400	5,200.00	1,311,200.00	90.95	1,311,109.05	206,039.05	1,105,070.00	.00
2026	050	164	7500	232,580.00	232,580.00	63,132.14	169,447.86	.00	169,447.86	.00
DIVISION TOTALS:				2,229,360.00	4,412,865.00	472,182.79	3,940,682.21	517,962.73	3,422,719.48	.00
DEPARTMENT TOTALS:				4,671,610.00	7,324,985.00	1,134,225.04	6,190,759.96	534,522.21	5,656,237.75	.00
PERCENT EXPENDED:				15.5	PERCENT EXPENDED AND ENCUMBERED:					
								22.8		
170 Department Of Planning & Build										
171 City Planning										
2026	050	171	7100	1,445,080.00	1,445,080.00	335,473.26	1,109,606.74	.00	1,109,606.74	.00
2026	050	171	7200	62,130.00	562,130.00	13,362.06	548,767.94	137,731.00	411,036.94	.00
2026	050	171	7300	13,300.00	13,300.00	1,670.48	11,629.52	9,931.25	1,698.27	.00
2026	050	171	7400	18,090.00	18,090.00	3,965.45	14,124.55	6,874.55	7,250.00	.00
2026	050	171	7500	477,270.00	477,270.00	138,095.99	339,174.01	.00	339,174.01	.00
DIVISION TOTALS:				2,015,870.00	2,515,870.00	492,567.24	2,023,302.76	154,536.80	1,868,765.96	.00
DEPARTMENT TOTALS:				2,015,870.00	2,515,870.00	492,567.24	2,023,302.76	154,536.80	1,868,765.96	.00
PERCENT EXPENDED:				19.6	PERCENT EXPENDED AND ENCUMBERED:					
								25.7		

050 181
 RUN DATE: 10/11/2025
 RUN TIME: 08.05.14

CITY OF CINCINNATI - DEPARTMENT OF FINANCE
 DIVISION OF ACCOUNTS AND AUDITS
 STATEMENT OF BALANCES
 APPROPRIATED FUNDS
 AS OF 09 / 30 / 2025

PGM ID: CFSFA104
 PAGE: 48

FY	FND	AGY	OBJT	ORIGINAL AUTHORIZATION	ADJUSTED AUTHORIZATION	EXPENDITURES AMOUNT	UNEXPENDED BALANCE	ENCUMBRANCE AMOUNT	UNENCUMBERED BALANCE	PRE-ENCUMBERED AMOUNT
180 Citizens' Complaint Authority										
181 Citizens' Complaint Authority										
2026	050	181	7100	956,960.00	956,960.00	180,960.31	775,999.69	.00	775,999.69	.00
2026	050	181	7200	43,700.00	43,700.00	7,257.58	36,442.42	4,662.08	31,780.34	.00
2026	050	181	7300	9,010.00	9,010.00	674.42	8,335.58	1,551.90	6,783.68	.00
2026	050	181	7400	1,200.00	1,200.00	194.31	1,005.69	1,005.69	.00	.00
2026	050	181	7500	315,350.00	315,350.00	69,812.96	245,537.04	.00	245,537.04	.00
DIVISION TOTALS:				1,326,220.00	1,326,220.00	258,899.58	1,067,320.42	7,219.67	1,060,100.75	.00
DEPARTMENT TOTALS:				1,326,220.00	1,326,220.00	258,899.58	1,067,320.42	7,219.67	1,060,100.75	.00
PERCENT EXPENDED:				19.5	PERCENT EXPENDED AND ENCUMBERED: 20.1					
190 Dept Of Public Recreation										
191 Recreation West Region										
2026	050	191	7100	1,846,810.00	1,846,810.00	592,028.90	1,254,781.10	.00	1,254,781.10	.00
2026	050	191	7200	543,460.00	543,460.00	230,034.86	313,425.14	195,864.78	117,560.36	.00
2026	050	191	7300	73,830.00	73,830.00	25,615.13	48,214.87	335.80	47,879.07	.00
2026	050	191	7400	9,170.00	9,170.00	2,866.40	6,303.60	2,998.60	3,305.00	.00
2026	050	191	7500	596,330.00	596,330.00	155,747.31	440,582.69	.00	440,582.69	.00
DIVISION TOTALS:				3,069,600.00	3,069,600.00	1,006,292.60	2,063,307.40	199,199.18	1,864,108.22	.00
192 Recreation East Region										
2026	050	192	7100	1,661,320.00	1,661,320.00	666,738.34	994,581.66	.00	994,581.66	.00
2026	050	192	7200	326,830.00	326,830.00	134,897.19	191,932.81	148,846.18	43,086.63	.00
2026	050	192	7300	66,640.00	66,640.00	26,419.87	40,220.13	25.51	40,194.62	.00
2026	050	192	7400	13,880.00	13,880.00	2,780.04	11,099.96	5,118.78	5,981.18	.00
2026	050	192	7500	561,280.00	561,280.00	156,121.44	405,158.56	.00	405,158.56	.00
DIVISION TOTALS:				2,629,950.00	2,629,950.00	986,956.88	1,642,993.12	153,990.47	1,489,002.65	.00
193 Recreation Central Region										
2026	050	193	7100	1,743,530.00	1,743,530.00	638,364.12	1,105,165.88	.00	1,105,165.88	.00
2026	050	193	7200	357,120.00	357,120.00	127,693.92	229,426.08	179,894.26	49,531.82	.00
2026	050	193	7300	54,380.00	54,380.00	23,182.94	31,197.06	10.81	31,186.25	.00
2026	050	193	7400	4,430.00	4,430.00	.00	4,430.00	.00	4,430.00	.00
2026	050	193	7500	584,580.00	584,580.00	156,174.14	428,405.86	.00	428,405.86	.00
DIVISION TOTALS:				2,744,040.00	2,744,040.00	945,415.12	1,798,624.88	179,905.07	1,618,719.81	.00
194 Recreation Maintenance										
2026	050	194	7100	2,310,840.00	2,310,840.00	810,791.26	1,500,048.74	.00	1,500,048.74	.00
2026	050	194	7200	666,680.00	666,680.00	221,223.85	445,456.15	69,318.29	376,137.86	.00
2026	050	194	7300	545,150.00	545,150.00	211,413.34	333,736.66	145,330.59	188,406.07	.00
2026	050	194	7400	10,690.00	10,690.00	333.00	10,357.00	8,912.90	1,444.10	.00
2026	050	194	7500	938,400.00	938,400.00	330,555.17	607,844.83	.00	607,844.83	.00
DIVISION TOTALS:				4,471,760.00	4,471,760.00	1,574,316.62	2,897,443.38	223,561.78	2,673,881.60	.00
197 Recreation Athletics										
2026	050	197	7100	2,084,140.00	2,084,140.00	2,082,681.14	1,458.86	.00	1,458.86	.00
2026	050	197	7200	484,150.00	484,150.00	172,493.61	311,656.39	127,709.01	183,947.38	.00
2026	050	197	7300	93,900.00	93,900.00	23,567.70	70,332.30	.32	70,331.98	.00
2026	050	197	7400	9,180.00	9,180.00	694.13	8,485.87	1,111.47	7,374.40	.00
2026	050	197	7500	342,830.00	342,830.00	170,999.20	171,830.80	.00	171,830.80	.00
DIVISION TOTALS:				3,014,200.00	3,014,200.00	2,450,435.78	563,764.22	128,820.80	434,943.42	.00

050 199
RUN DATE: 10/11/2025
RUN TIME: 08.05.14

CITY OF CINCINNATI - DEPARTMENT OF FINANCE
DIVISION OF ACCOUNTS AND AUDITS
STATEMENT OF BALANCES
APPROPRIATED FUNDS
AS OF 09 / 30 / 2025

PGM ID: CFSFA104
PAGE: 49

Attachment 4

FY	FND	AGY	OBJT	ORIGINAL AUTHORIZATION	ADJUSTED AUTHORIZATION	EXPENDITURES AMOUNT	UNEXPENDED BALANCE	ENCUMBRANCE AMOUNT	UNENCUMBERED BALANCE	PRE-ENCUMBERED AMOUNT
199 Recreation Administration										
2026	050	199	7100	2,873,510.00	2,873,510.00	710,180.74	2,163,329.26	.00	2,163,329.26	.00
2026	050	199	7200	177,550.00	177,550.00	43,876.24	133,673.76	26,824.32	106,849.44	.00
2026	050	199	7300	20,750.00	20,750.00	4,805.72	15,944.28	38.36	15,905.92	.00
2026	050	199	7400	45,540.00	45,540.00	5,653.33	39,886.67	7,997.76	31,888.91	.00
2026	050	199	7500	1,026,560.00	1,026,560.00	259,007.76	767,552.24	.00	767,552.24	.00
2026	050	199	7600	20,400.00	20,400.00	.00	20,400.00	.00	20,400.00	.00
DIVISION TOTALS:				4,164,310.00	4,164,310.00	1,023,523.79	3,140,786.21	34,860.44	3,105,925.77	.00
DEPARTMENT TOTALS:				20,093,860.00	20,093,860.00	7,986,940.79	12,106,919.21	920,337.74	11,186,581.47	.00
PERCENT EXPENDED:				39.7	PERCENT EXPENDED AND ENCUMBERED:			44.3		
200 Department Of Parks										
201 Parks, Office Of The Director										
2026	050	201	7100	608,920.00	608,920.00	118,647.30	490,272.70	.00	490,272.70	.00
2026	050	201	7200	.00	2,910.00	1,162.57	1,747.43	.00	1,747.43	.00
2026	050	201	7300	12,910.00	5,500.00	.00	5,500.00	1,325.60	4,174.40	.00
2026	050	201	7400	.00	4,500.00	299.00	4,201.00	.00	4,201.00	.00
2026	050	201	7500	219,240.00	219,240.00	50,011.38	169,228.62	.00	169,228.62	.00
DIVISION TOTALS:				841,070.00	841,070.00	170,120.25	670,949.75	1,325.60	669,624.15	.00
202 Parks, Operations & Facility Mgmt										
2026	050	202	7100	4,188,500.00	4,188,500.00	1,699,995.05	2,488,504.95	.00	2,488,504.95	.00
2026	050	202	7200	1,633,230.00	1,669,069.00	266,231.79	1,402,837.21	689,554.94	713,282.27	.00
2026	050	202	7300	815,710.00	762,223.00	173,235.07	588,987.93	327,924.66	261,063.27	.00
2026	050	202	7400	1,143,640.00	1,161,288.00	16,035.29	1,145,252.71	41,555.94	1,103,696.77	.00
2026	050	202	7500	1,643,620.00	1,643,620.00	688,012.26	955,607.74	.00	955,607.74	.00
DIVISION TOTALS:				9,424,700.00	9,424,700.00	2,843,509.46	6,581,190.54	1,059,035.54	5,522,155.00	.00
203 Parks, Adm & Program Services										
2026	050	203	7100	1,277,200.00	1,277,200.00	531,489.28	745,710.72	.00	745,710.72	.00
2026	050	203	7200	118,680.00	118,680.00	86,012.88	32,667.12	.00	32,667.12	.00
2026	050	203	7300	54,700.00	54,700.00	680.00	54,020.00	463.01	53,556.99	.00
2026	050	203	7400	2,310.00	2,310.00	1,691.55	618.45	.00	618.45	.00
2026	050	203	7500	420,890.00	420,890.00	203,345.62	217,544.38	.00	217,544.38	.00
DIVISION TOTALS:				1,873,780.00	1,873,780.00	823,219.33	1,050,560.67	463.01	1,050,097.66	.00
DEPARTMENT TOTALS:				12,139,550.00	12,139,550.00	3,836,849.04	8,302,700.96	1,060,824.15	7,241,876.81	.00
PERCENT EXPENDED:				31.6	PERCENT EXPENDED AND ENCUMBERED:			40.3		
210 Dept Of Bldgs & Inspections										
211 Bldg & Inspections, Director										
2026	050	211	7100	9,974,120.00	9,974,120.00	2,360,822.05	7,613,297.95	.00	7,613,297.95	.00
2026	050	211	7200	2,031,410.00	2,031,410.00	145,063.97	1,886,346.03	75,500.00	1,810,846.03	.00
2026	050	211	7300	343,230.00	343,230.00	33,715.16	309,514.84	40,093.58	269,421.26	.00
2026	050	211	7400	516,630.00	516,630.00	222,621.59	294,008.41	205,248.89	88,759.52	.00
2026	050	211	7500	3,913,560.00	3,913,560.00	1,068,731.72	2,844,828.28	.00	2,844,828.28	.00
DIVISION TOTALS:				16,778,950.00	16,778,950.00	3,830,954.49	12,947,995.51	320,842.47	12,627,153.04	.00
DEPARTMENT TOTALS:				16,778,950.00	16,778,950.00	3,830,954.49	12,947,995.51	320,842.47	12,627,153.04	.00
PERCENT EXPENDED:				22.8	PERCENT EXPENDED AND ENCUMBERED:			24.7		

050 222
 RUN DATE: 10/11/2025
 RUN TIME: 08.05.14

CITY OF CINCINNATI - DEPARTMENT OF FINANCE
 DIVISION OF ACCOUNTS AND AUDITS
 STATEMENT OF BALANCES
 APPROPRIATED FUNDS
 AS OF 09 / 30 / 2025

PGM ID: CFSFA104
 PAGE: 50

FY	FND	AGY	OBJT	ORIGINAL AUTHORIZATION	ADJUSTED AUTHORIZATION	EXPENDITURES AMOUNT	UNEXPENDED BALANCE	ENCUMBRANCE AMOUNT	UNENCUMBERED BALANCE	PRE-ENCUMBERED AMOUNT
220 Department of Police										
222 Department Of Police										
2026	050	222	7100	75,518,950.00	76,718,950.00	18,561,526.91	58,157,423.09	.00	58,157,423.09	.00
2026	050	222	7200	4,644,670.00	4,644,670.00	886,148.27	3,758,521.73	1,205,762.47	2,552,759.26	.00
2026	050	222	7300	1,290,420.00	1,290,420.00	214,802.25	1,075,617.75	79,749.68	995,868.07	2,997.00
2026	050	222	7400	218,910.00	218,910.00	29,476.27	189,433.73	97,770.10	91,663.63	.00
2026	050	222	7500	25,015,490.00	25,015,490.00	7,876,485.56	17,139,004.44	.00	17,139,004.44	.00
DIVISION TOTALS:				106,688,440.00	107,888,440.00	27,568,439.26	80,320,000.74	1,383,282.25	78,936,718.49	2,997.00
225 Police - Investigations										
2026	050	225	7100	16,354,690.00	16,354,690.00	3,432,787.13	12,921,902.87	.00	12,921,902.87	.00
2026	050	225	7200	1,708,600.00	1,808,600.00	337,798.26	1,470,801.74	856,894.01	613,907.73	.00
2026	050	225	7300	136,650.00	136,650.00	26,116.36	110,533.64	20,419.18	90,114.46	19,689.60
2026	050	225	7400	77,660.00	77,660.00	19,288.31	58,371.69	21,962.86	36,408.83	.00
2026	050	225	7500	5,223,830.00	5,223,830.00	1,494,032.03	3,729,797.97	.00	3,729,797.97	.00
DIVISION TOTALS:				23,501,430.00	23,601,430.00	5,310,022.09	18,291,407.91	899,276.05	17,392,131.86	19,689.60
226 Police - Support										
2026	050	226	7100	8,315,270.00	8,315,270.00	1,880,226.76	6,435,043.24	.00	6,435,043.24	.00
2026	050	226	7200	766,000.00	796,000.00	485,274.11	310,725.89	114,563.15	196,162.74	.00
2026	050	226	7300	820,450.00	860,450.00	17,007.90	843,442.10	32,984.88	810,457.22	.00
2026	050	226	7400	76,530.00	76,530.00	-2,505.18	79,035.18	880.90	78,154.28	.00
2026	050	226	7500	2,834,150.00	2,834,150.00	790,858.21	2,043,291.79	.00	2,043,291.79	.00
DIVISION TOTALS:				12,812,400.00	12,882,400.00	3,170,861.80	9,711,538.20	148,428.93	9,563,109.27	.00
227 Police - Administration										
2026	050	227	7100	23,551,050.00	23,551,050.00	5,034,954.43	18,516,095.57	.00	18,516,095.57	.00
2026	050	227	7200	10,830,670.00	11,362,670.00	1,233,088.63	10,129,581.37	4,276,381.23	5,853,200.14	.00
2026	050	227	7300	768,800.00	1,478,800.00	121,193.34	1,357,606.66	309,688.46	1,047,918.20	284,573.04
2026	050	227	7400	858,740.00	858,740.00	282,356.89	576,383.11	212,442.45	363,940.66	.00
2026	050	227	7500	9,447,650.00	9,447,650.00	1,742,816.15	7,704,833.85	.00	7,704,833.85	.00
DIVISION TOTALS:				45,456,910.00	46,698,910.00	8,414,409.44	38,284,500.56	4,798,512.14	33,485,988.42	284,573.04
DEPARTMENT TOTALS:				188,459,180.00	191,071,180.00	44,463,732.59	146,607,447.41	7,229,499.37	139,377,948.04	307,259.64
PERCENT EXPENDED:				23.3	PERCENT EXPENDED AND ENCUMBERED:		27.1			
230 Dept Of Transportation & Engin										
231 Trans & Eng, Director										
2026	050	231	7100	589,240.00	589,240.00	106,547.10	482,692.90	.00	482,692.90	.00
2026	050	231	7200	24,500.00	31,000.00	2,637.91	28,362.09	.00	28,362.09	.00
2026	050	231	7300	62,230.00	55,730.00	1,885.12	53,844.88	18,001.41	35,843.47	.00
2026	050	231	7400	16,820.00	16,820.00	5,157.80	11,662.20	686.80	10,975.40	.00
2026	050	231	7500	153,780.00	153,780.00	66,244.84	87,535.16	.00	87,535.16	.00
DIVISION TOTALS:				846,570.00	846,570.00	182,472.77	664,097.23	18,688.21	645,409.02	.00
232 Div Of Transportation Planning										
2026	050	232	7100	253,100.00	253,100.00	11,987.87	241,112.13	.00	241,112.13	.00
2026	050	232	7200	48,830.00	48,830.00	140.11	48,689.89	45,244.80	3,445.09	.00
2026	050	232	7500	94,220.00	94,220.00	6,497.72	87,722.28	.00	87,722.28	.00
DIVISION TOTALS:				396,150.00	396,150.00	18,625.70	377,524.30	45,244.80	332,279.50	.00

050 233
 RUN DATE: 10/11/2025
 RUN TIME: 08.05.14

CITY OF CINCINNATI - DEPARTMENT OF FINANCE
 DIVISION OF ACCOUNTS AND AUDITS
 STATEMENT OF BALANCES
 APPROPRIATED FUNDS
 AS OF 09 / 30 / 2025

PGM ID: CFSFA104
 PAGE: 51

FY	FND	AGY	OBJT	ORIGINAL AUTHORIZATION	ADJUSTED AUTHORIZATION	EXPENDITURES AMOUNT	UNEXPENDED BALANCE	ENCUMBRANCE AMOUNT	UNENCUMBERED BALANCE	PRE-ENCUMBERED AMOUNT
233 Division Of Engineering										
2026	050	233	7100	83,950.00	83,950.00	-1,344.63	85,294.63	.00	85,294.63	.00
2026	050	233	7200	4,090.00	104,090.00	446.40	103,643.60	30,481.60	73,162.00	.00
2026	050	233	7400	.00	.00	.00	.00	.00	.00	.00
2026	050	233	7500	19,240.00	19,240.00	-477.31	19,717.31	.00	19,717.31	.00
DIVISION TOTALS:				107,280.00	207,280.00	-1,375.54	208,655.54	30,481.60	178,173.94	.00
239 Division Of Traffic Engineer										
2026	050	239	7200	2,692,760.00	2,692,760.00	223,727.46	2,469,032.54	2,342,488.31	126,544.23	.00
2026	050	239	7300	10,000.00	1,210,000.00	.00	1,210,000.00	.00	1,210,000.00	.00
DIVISION TOTALS:				2,702,760.00	3,902,760.00	223,727.46	3,679,032.54	2,342,488.31	1,336,544.23	.00
DEPARTMENT TOTALS:				4,052,760.00	5,352,760.00	423,450.39	4,929,309.61	2,436,902.92	2,492,406.69	.00
PERCENT EXPENDED:				7.9	PERCENT EXPENDED AND ENCUMBERED:					
								53.4		
240 Dept. Of Enterprise Services										
248 Div Of Parking Facilities										
2026	050	248	7100	133,620.00	133,620.00	8,703.57	124,916.43	.00	124,916.43	.00
2026	050	248	7500	70,280.00	70,280.00	5,036.24	65,243.76	.00	65,243.76	.00
DIVISION TOTALS:				203,900.00	203,900.00	13,739.81	190,160.19	.00	190,160.19	.00
DEPARTMENT TOTALS:				203,900.00	203,900.00	13,739.81	190,160.19	.00	190,160.19	.00
PERCENT EXPENDED:				6.7	PERCENT EXPENDED AND ENCUMBERED:					
								6.7		
250 Dept Of Public Services										
251 Office Of The Director										
2026	050	251	7100	1,301,430.00	1,301,430.00	278,182.92	1,023,247.08	.00	1,023,247.08	.00
2026	050	251	7200	252,920.00	252,920.00	60,620.88	192,299.12	116,942.56	75,356.56	.00
2026	050	251	7300	27,690.00	27,690.00	9,665.09	18,024.91	4,596.92	13,427.99	.00
2026	050	251	7400	110,250.00	110,250.00	2,690.78	107,559.22	8,503.62	99,055.60	.00
2026	050	251	7500	379,690.00	379,690.00	94,367.09	285,322.91	.00	285,322.91	.00
DIVISION TOTALS:				2,071,980.00	2,071,980.00	445,526.76	1,626,453.24	130,043.10	1,496,410.14	.00
252 Traffic And Road Operations										
2026	050	252	7200	500,000.00	415,000.00	.00	415,000.00	.00	415,000.00	.00
2026	050	252	7300	.00	85,000.00	.00	85,000.00	82,800.00	2,200.00	.00
DIVISION TOTALS:				500,000.00	500,000.00	.00	500,000.00	82,800.00	417,200.00	.00
253 Div Of Neighborhood Operations										
2026	050	253	7100	5,063,070.00	5,063,070.00	1,409,469.26	3,653,600.74	.00	3,653,600.74	.00
2026	050	253	7200	5,087,740.00	5,235,240.00	957,081.35	4,278,158.65	2,199,922.05	2,078,236.60	.00
2026	050	253	7300	589,290.00	589,290.00	179,228.03	410,061.97	41,388.86	368,673.11	.00
2026	050	253	7400	8,590.00	13,090.00	7,036.70	6,053.30	5,129.55	923.75	.00
2026	050	253	7500	1,923,780.00	1,923,780.00	637,389.87	1,286,390.13	.00	1,286,390.13	.00
DIVISION TOTALS:				12,672,470.00	12,824,470.00	3,190,205.21	9,634,264.79	2,246,440.46	7,387,824.33	.00

050 255
RUN DATE: 10/11/2025
RUN TIME: 08.05.14

CITY OF CINCINNATI - DEPARTMENT OF FINANCE
DIVISION OF ACCOUNTS AND AUDITS
STATEMENT OF BALANCES
APPROPRIATED FUNDS
AS OF 09 / 30 / 2025

PGM ID: CFSFA104
PAGE: 52

Attachment 4

FY	FND	AGY	OBJT	ORIGINAL AUTHORIZATION	ADJUSTED AUTHORIZATION	EXPENDITURES AMOUNT	UNEXPENDED BALANCE	ENCUMBRANCE AMOUNT	UNENCUMBERED BALANCE	PRE-ENCUMBERED AMOUNT
255 Div Of City Facility Mgmt										
2026	050	255	7100	152,710.00	152,710.00	15,564.59	137,145.41	.00	137,145.41	.00
2026	050	255	7200	2,330,830.00	2,330,830.00	646,343.78	1,684,486.22	1,642,631.04	41,855.18	.00
2026	050	255	7300	20,850.00	20,850.00	5,585.00	15,265.00	3,113.37	12,151.63	.00
2026	050	255	7400	806,020.00	806,020.00	799,540.00	6,480.00	81.33	6,398.67	.00
2026	050	255	7500	73,930.00	73,930.00	9,063.37	64,866.63	.00	64,866.63	.00
DIVISION TOTALS:				3,384,340.00	3,384,340.00	1,476,096.74	1,908,243.26	1,645,825.74	262,417.52	.00
DEPARTMENT TOTALS:				18,628,790.00	18,780,790.00	5,111,828.71	13,668,961.29	4,105,109.30	9,563,851.99	.00
PERCENT EXPENDED:				27.2	PERCENT EXPENDED AND ENCUMBERED:			49.1		
270 Department Of Fire										
271 Fire - Response										
2026	050	271	7100	92,921,650.00	92,921,650.00	20,572,981.36	72,348,668.64	.00	72,348,668.64	.00
2026	050	271	7200	7,075,600.00	7,075,600.00	1,286,443.22	5,789,156.78	1,307,495.91	4,481,660.87	107,545.60
2026	050	271	7300	2,473,170.00	2,473,170.00	325,614.64	2,147,555.36	542,032.43	1,605,522.93	.00
2026	050	271	7400	1,157,500.00	1,157,500.00	19,057.42	1,138,442.58	4,422.56	1,134,020.02	.00
2026	050	271	7500	38,117,090.00	38,117,090.00	9,909,214.94	28,207,875.06	.00	28,207,875.06	.00
DIVISION TOTALS:				141,745,010.00	141,745,010.00	32,113,311.58	109,631,698.42	1,853,950.90	107,777,747.52	107,545.60
272 Fire - Support Services										
2026	050	272	7100	11,702,900.00	11,702,900.00	2,291,200.40	9,411,699.60	.00	9,411,699.60	.00
2026	050	272	7200	573,950.00	573,950.00	81,008.02	492,941.98	32,216.93	460,725.05	.00
2026	050	272	7300	1,123,910.00	1,123,910.00	21,160.70	1,102,749.30	184,291.95	918,457.35	.00
2026	050	272	7400	492,930.00	492,930.00	297,369.18	195,560.82	23,016.65	172,544.17	.00
2026	050	272	7500	4,651,200.00	4,651,200.00	998,992.58	3,652,207.42	.00	3,652,207.42	.00
DIVISION TOTALS:				18,544,890.00	18,544,890.00	3,689,730.88	14,855,159.12	239,525.53	14,615,633.59	.00
DEPARTMENT TOTALS:				160,289,900.00	160,289,900.00	35,803,042.46	124,486,857.54	2,093,476.43	122,393,381.11	107,545.60
PERCENT EXPENDED:				22.3	PERCENT EXPENDED AND ENCUMBERED:			23.6		
280										
281 Economic Inclusion										
2026	050	281	7100	1,058,640.00	1,058,640.00	216,600.05	842,039.95	.00	842,039.95	.00
2026	050	281	7200	25,690.00	124,900.00	4,246.38	120,653.62	115,000.00	5,653.62	.00
2026	050	281	7300	26,210.00	26,210.00	56.01	26,153.99	.00	26,153.99	.00
2026	050	281	7400	84,300.00	100,090.00	74,185.50	25,904.50	18,537.37	7,367.13	.00
2026	050	281	7500	349,040.00	349,040.00	94,777.73	254,262.27	.00	254,262.27	.00
DIVISION TOTALS:				1,543,880.00	1,658,880.00	389,865.67	1,269,014.33	133,537.37	1,135,476.96	.00
DEPARTMENT TOTALS:				1,543,880.00	1,658,880.00	389,865.67	1,269,014.33	133,537.37	1,135,476.96	.00
PERCENT EXPENDED:				23.5	PERCENT EXPENDED AND ENCUMBERED:			31.6		
910 Employee Benefits										
911 Contribution To City Pension										
2026	050	911	7500	836,760.00	836,760.00	836,760.00	.00	.00	.00	.00
DIVISION TOTALS:				836,760.00	836,760.00	836,760.00	.00	.00	.00	.00
915 Contribution to Total Benefit Arrangement										
2026	050	915	7500	106,000.00	.00	.00	.00	.00	.00	.00
DIVISION TOTALS:				106,000.00	.00	.00	.00	.00	.00	.00

050 919
RUN DATE: 10/11/2025
RUN TIME: 08.05.14

CITY OF CINCINNATI - DEPARTMENT OF FINANCE
DIVISION OF ACCOUNTS AND AUDITS
STATEMENT OF BALANCES
APPROPRIATED FUNDS
AS OF 09 / 30 / 2025

PGM ID: CFSFA104
PAGE: 53

Attachment 4

FY	FND	AGY	OBJT	ORIGINAL AUTHORIZATION	ADJUSTED AUTHORIZATION	EXPENDITURES AMOUNT	UNEXPENDED BALANCE	ENCUMBRANCE AMOUNT	UNENCUMBERED BALANCE	PRE-ENCUMBERED AMOUNT
919 Public Employee Assistance										
2026	050	919	7500	639,000.00	639,000.00	639,000.00	.00	.00	.00	.00
DIVISION TOTALS:				639,000.00	639,000.00	639,000.00	.00	.00	.00	.00
DEPARTMENT TOTALS:				1,581,760.00	1,475,760.00	1,475,760.00	.00	.00	.00	.00
PERCENT EXPENDED:				100.0	PERCENT EXPENDED AND ENCUMBERED: 100.0					
920 Employee Benefits (Cont)										
921 Workers' Comp Insurance										
2026	050	921	7500	5,176,660.00	5,176,660.00	.00	5,176,660.00	.00	5,176,660.00	.00
DIVISION TOTALS:				5,176,660.00	5,176,660.00	.00	5,176,660.00	.00	5,176,660.00	.00
922 Police & Fire Fighter's Ins										
2026	050	922	7400	320,000.00	320,000.00	79,999.98	240,000.02	.00	240,000.02	.00
DIVISION TOTALS:				320,000.00	320,000.00	79,999.98	240,000.02	.00	240,000.02	.00
923 State Unemployment Comp										
2026	050	923	7500	150,000.00	150,000.00	-15,114.55	165,114.55	127,226.70	37,887.85	.00
DIVISION TOTALS:				150,000.00	150,000.00	-15,114.55	165,114.55	127,226.70	37,887.85	.00
924 Lump Sum Payment										
2026	050	924	7100	1,574,110.00	1,539,110.00	12,950.71	1,526,159.29	.00	1,526,159.29	.00
DIVISION TOTALS:				1,574,110.00	1,539,110.00	12,950.71	1,526,159.29	.00	1,526,159.29	.00
928 Tuition Reimbursement										
2026	050	928	7400	100,000.00	100,000.00	.00	100,000.00	.00	100,000.00	.00
DIVISION TOTALS:				100,000.00	100,000.00	.00	100,000.00	.00	100,000.00	.00
DEPARTMENT TOTALS:				7,320,770.00	7,285,770.00	77,836.14	7,207,933.86	127,226.70	7,080,707.16	.00
PERCENT EXPENDED:				1.1	PERCENT EXPENDED AND ENCUMBERED: 2.8					
940 Govt'Al & Prof'Al Services										
941 Audit And Examiner's Fees										
2026	050	941	7200	439,000.00	439,000.00	12,650.00	426,350.00	379,265.00	47,085.00	.00
2026	050	941	7400	15,180.00	15,180.00	.00	15,180.00	.00	15,180.00	.00
DIVISION TOTALS:				454,180.00	454,180.00	12,650.00	441,530.00	379,265.00	62,265.00	.00
942 Hamco Treasurer & Auditor Fees										
2026	050	942	7200	500,000.00	500,000.00	260,070.23	239,929.77	.00	239,929.77	.00
DIVISION TOTALS:				500,000.00	500,000.00	260,070.23	239,929.77	.00	239,929.77	.00
944 General Fund Overhead										
2026	050	944	7100	86,440.00	86,440.00	86,440.00	.00	.00	.00	.00
DIVISION TOTALS:				86,440.00	86,440.00	86,440.00	.00	.00	.00	.00
946 Election Expense										
2026	050	946	7200	50,000.00	50,000.00	.00	50,000.00	.00	50,000.00	.00
2026	050	946	7400	510,000.00	510,000.00	.00	510,000.00	.00	510,000.00	.00
DIVISION TOTALS:				560,000.00	560,000.00	.00	560,000.00	.00	560,000.00	.00
947 CRA Applicaiton Fee Waiver										
2026	050	947	7200	15,000.00	15,000.00	250.00	14,750.00	.00	14,750.00	.00
DIVISION TOTALS:				15,000.00	15,000.00	250.00	14,750.00	.00	14,750.00	.00
DEPARTMENT TOTALS:				1,615,620.00	1,615,620.00	359,410.23	1,256,209.77	379,265.00	876,944.77	.00
PERCENT EXPENDED:				22.2	PERCENT EXPENDED AND ENCUMBERED: 45.7					

050 951
 RUN DATE: 10/11/2025
 RUN TIME: 08.05.14

CITY OF CINCINNATI - DEPARTMENT OF FINANCE
 DIVISION OF ACCOUNTS AND AUDITS
 STATEMENT OF BALANCES
 APPROPRIATED FUNDS
 AS OF 09 / 30 / 2025

PGM ID: CFSFA104
 PAGE: 54

FY	FND	AGY	OBJT	ORIGINAL AUTHORIZATION	ADJUSTED AUTHORIZATION	EXPENDITURES AMOUNT	UNEXPENDED BALANCE	ENCUMBRANCE AMOUNT	UNENCUMBERED BALANCE	PRE-ENCUMBERED AMOUNT
950 Miscellaneous Accounts										
951 Judgments Against The City										
2026	050	951	7400	900,000.00	900,000.00	.00	900,000.00	900,000.00	.00	.00
DIVISION TOTALS:				900,000.00	900,000.00	.00	900,000.00	900,000.00	.00	.00
952 Enterprise Software and Licenses										
2026	050	952	7200	1,871,610.00	1,871,610.00	113,921.36	1,757,688.64	.00	1,757,688.64	.00
2026	050	952	7300	565,220.00	565,220.00	13,332.00	551,888.00	.00	551,888.00	.00
2026	050	952	7400	10,246,900.00	9,878,637.00	1,102,154.60	8,776,482.40	4,226,332.30	4,550,150.10	17,226.00
DIVISION TOTALS:				12,683,730.00	12,315,467.00	1,229,407.96	11,086,059.04	4,226,332.30	6,859,726.74	17,226.00
953 Memberships & Publications										
2026	050	953	7200	175,000.00	200,000.00	63,000.00	137,000.00	112,000.00	25,000.00	.00
2026	050	953	7400	90,000.00	90,000.00	1,700.00	88,300.00	.00	88,300.00	.00
DIVISION TOTALS:				265,000.00	290,000.00	64,700.00	225,300.00	112,000.00	113,300.00	.00
959 Manager's Office Obligations										
2026	050	959	7200	285,400.00	265,000.00	11,989.67	253,010.33	.00	253,010.33	.00
2026	050	959	7300	800.00	3,800.00	3,456.95	343.05	.00	343.05	.00
2026	050	959	7400	.00	17,400.00	4,302.87	13,097.13	12,500.00	597.13	.00
DIVISION TOTALS:				286,200.00	286,200.00	19,749.49	266,450.51	12,500.00	253,950.51	.00
DEPARTMENT TOTALS:				14,134,930.00	13,791,667.00	1,313,857.45	12,477,809.55	5,250,832.30	7,226,977.25	17,226.00
PERCENT EXPENDED:				9.5	PERCENT EXPENDED AND ENCUMBERED:					
								47.6		
960 Miscellaneous Accounts (Cont)										
963 Spec'l Improv District										
2026	050	963	7200	10,000.00	10,000.00	.00	10,000.00	.00	10,000.00	.00
DIVISION TOTALS:				10,000.00	10,000.00	.00	10,000.00	.00	10,000.00	.00
968 Port Authority Gr Cinti Dev										
2026	050	968	7200	700,000.00	800,000.00	.00	800,000.00	.00	800,000.00	.00
DIVISION TOTALS:				700,000.00	800,000.00	.00	800,000.00	.00	800,000.00	.00
DEPARTMENT TOTALS:				710,000.00	810,000.00	.00	810,000.00	.00	810,000.00	.00
PERCENT EXPENDED:				.0	PERCENT EXPENDED AND ENCUMBERED:					
								.0		
101 Water Works FUND										
300 Department Of Water Works										
301 Water Works, Business Service										
2026	101	301	7100	8,494,760.00	8,494,760.00	1,434,865.38	7,059,894.62	.00	7,059,894.62	.00
2026	101	301	7200	2,143,090.00	2,143,090.00	187,013.73	1,956,076.27	395,827.04	1,560,249.23	500,000.00
2026	101	301	7300	208,150.00	208,150.00	16,853.25	191,296.75	24,393.38	166,903.37	.00
2026	101	301	7400	1,547,170.00	1,547,170.00	9,403.62	1,537,766.38	410,648.56	1,127,117.82	.00
2026	101	301	7500	3,015,130.00	3,015,130.00	577,714.74	2,437,415.26	.00	2,437,415.26	.00
DIVISION TOTALS:				15,408,300.00	15,408,300.00	2,225,850.72	13,182,449.28	830,868.98	12,351,580.30	500,000.00
302 Water Works, Commercial Services										
2026	101	302	7100	7,589,420.00	7,589,420.00	1,523,495.26	6,065,924.74	.00	6,065,924.74	.00
2026	101	302	7200	4,405,930.00	4,405,930.00	355,024.03	4,050,905.97	2,007,484.21	2,043,421.76	.00
2026	101	302	7300	979,300.00	979,300.00	115,268.90	864,031.10	57,882.14	806,148.96	.00
2026	101	302	7400	33,480.00	33,480.00	219.69	33,260.31	.00	33,260.31	.00
2026	101	302	7500	2,989,440.00	2,989,440.00	700,331.47	2,289,108.53	.00	2,289,108.53	.00
DIVISION TOTALS:				15,997,570.00	15,997,570.00	2,694,339.35	13,303,230.65	2,065,366.35	11,237,864.30	.00

101 303
 RUN DATE: 10/11/2025
 RUN TIME: 08.05.14

CITY OF CINCINNATI - DEPARTMENT OF FINANCE
 DIVISION OF ACCOUNTS AND AUDITS
 STATEMENT OF BALANCES
 APPROPRIATED FUNDS
 AS OF 09 / 30 / 2025

PGM ID: CFSFA104
 PAGE: 55

FY	FND	AGY	OBJT	ORIGINAL AUTHORIZATION	ADJUSTED AUTHORIZATION	EXPENDITURES AMOUNT	UNEXPENDED BALANCE	ENCUMBRANCE AMOUNT	UNENCUMBERED BALANCE	PRE-ENCUMBERED AMOUNT
303 Water Works, Div Of Supply										
2026	101	303	7100	11,058,550.00	11,058,550.00	1,872,363.61	9,186,186.39	.00	9,186,186.39	.00
2026	101	303	7200	14,630,440.00	14,630,440.00	1,632,784.39	12,997,655.61	10,101,659.64	2,895,995.97	.00
2026	101	303	7300	1,985,400.00	1,985,400.00	330,000.97	1,655,399.03	906,437.74	748,961.29	100,086.49
2026	101	303	7400	171,210.00	171,210.00	13,782.84	157,427.16	11,350.48	146,076.68	.00
2026	101	303	7500	4,439,560.00	4,439,560.00	834,653.29	3,604,906.71	.00	3,604,906.71	.00
DIVISION TOTALS:				32,285,160.00	32,285,160.00	4,683,585.10	27,601,574.90	11,019,447.86	16,582,127.04	100,086.49
304 Water Works, Div Of Distribution										
2026	101	304	7100	11,227,570.00	11,227,570.00	2,128,426.35	9,099,143.65	.00	9,099,143.65	.00
2026	101	304	7200	5,966,480.00	5,966,480.00	905,029.13	5,061,450.87	2,035,213.49	3,026,237.38	.00
2026	101	304	7300	2,965,390.00	2,965,390.00	685,089.12	2,280,300.88	603,536.94	1,676,763.94	.00
2026	101	304	7400	47,060.00	47,060.00	1,061.66	45,998.34	.00	45,998.34	.00
2026	101	304	7500	4,612,840.00	4,612,840.00	869,222.41	3,743,617.59	.00	3,743,617.59	.00
DIVISION TOTALS:				24,819,340.00	24,819,340.00	4,588,828.67	20,230,511.33	2,638,750.43	17,591,760.90	.00
305 Div Of Wtr Quality & Treatment										
2026	101	305	7100	4,003,420.00	4,003,420.00	772,317.93	3,231,102.07	.00	3,231,102.07	.00
2026	101	305	7200	943,360.00	943,360.00	67,261.10	876,098.90	217,346.97	658,751.93	.00
2026	101	305	7300	6,452,210.00	6,452,210.00	1,648,937.78	4,803,272.22	290,318.21	4,512,954.01	.00
2026	101	305	7400	100,370.00	100,370.00	7,368.07	93,001.93	17,541.00	75,460.93	.00
2026	101	305	7500	1,464,900.00	1,464,900.00	327,863.06	1,137,036.94	.00	1,137,036.94	.00
DIVISION TOTALS:				12,964,260.00	12,964,260.00	2,823,747.94	10,140,512.06	525,206.18	9,615,305.88	.00
306 Water Works, Div Of Engineering										
2026	101	306	7100	6,103,800.00	6,103,800.00	530,333.48	5,573,466.52	.00	5,573,466.52	.00
2026	101	306	7200	1,446,860.00	1,446,860.00	28,188.75	1,418,671.25	.00	1,418,671.25	.00
2026	101	306	7300	127,050.00	127,050.00	16,196.41	110,853.59	20,925.21	89,928.38	.00
2026	101	306	7400	88,010.00	88,010.00	680.00	87,330.00	.00	87,330.00	.00
2026	101	306	7500	2,171,330.00	2,171,330.00	325,434.52	1,845,895.48	.00	1,845,895.48	.00
DIVISION TOTALS:				9,937,050.00	9,937,050.00	900,833.16	9,036,216.84	20,925.21	9,015,291.63	.00
307 Water Works, Div Of Info Tech										
2026	101	307	7100	4,471,690.00	4,471,690.00	831,020.51	3,640,669.49	.00	3,640,669.49	.00
2026	101	307	7200	2,370,490.00	2,370,490.00	34,831.93	2,335,658.07	299,075.00	2,036,583.07	.00
2026	101	307	7300	208,200.00	208,200.00	1,212.16	206,987.84	8,732.54	198,255.30	.00
2026	101	307	7400	4,236,560.00	4,236,560.00	123,296.54	4,113,263.46	1,414,207.27	2,699,056.19	.00
2026	101	307	7500	1,374,890.00	1,374,890.00	328,022.68	1,046,867.32	.00	1,046,867.32	.00
DIVISION TOTALS:				12,661,830.00	12,661,830.00	1,318,383.82	11,343,446.18	1,722,014.81	9,621,431.37	.00
309 Water Works Debt Service										
2026	101	309	7700	47,499,000.00	47,499,000.00	10,472,401.83	37,026,598.17	57,500.00	36,969,098.17	.00
DIVISION TOTALS:				47,499,000.00	47,499,000.00	10,472,401.83	37,026,598.17	57,500.00	36,969,098.17	.00
DEPARTMENT TOTALS:				171,572,510.00	171,572,510.00	29,707,970.59	141,864,539.41	18,880,079.82	122,984,459.59	600,086.49
PERCENT EXPENDED:				17.3	PERCENT EXPENDED AND ENCUMBERED:					
								28.3		
910 Employee Benefits										
911 Contribution To City Pension										
2026	101	911	7500	533,030.00	533,030.00	533,030.00	.00	.00	.00	.00
2026	101	911	7700	332,410.00	332,410.00	.00	332,410.00	.00	332,410.00	.00
DIVISION TOTALS:				865,440.00	865,440.00	533,030.00	332,410.00	.00	332,410.00	.00

101 919
RUN DATE: 10/11/2025
RUN TIME: 08.05.14

CITY OF CINCINNATI - DEPARTMENT OF FINANCE
DIVISION OF ACCOUNTS AND AUDITS
STATEMENT OF BALANCES
APPROPRIATED FUNDS
AS OF 09 / 30 / 2025

PGM ID: CFSFA104
PAGE: 56

Attachment 4

				ORIGINAL	ADJUSTED	EXPENDITURES	UNEXPENDED	ENCUMBRANCE	UNENCUMBERED	PRE-ENCUMBERED
FY	FND	AGY	OBJT	AUTHORIZATION	AUTHORIZATION	AMOUNT	BALANCE	AMOUNT	BALANCE	AMOUNT
919 Public Employee Assistance										
2026	101	919	7500	95,900.00	95,900.00	79,020.00	16,880.00	.00	16,880.00	.00
DIVISION TOTALS:				95,900.00	95,900.00	79,020.00	16,880.00	.00	16,880.00	.00
DEPARTMENT TOTALS:				961,340.00	961,340.00	612,050.00	349,290.00	.00	349,290.00	.00
PERCENT EXPENDED:				63.7	PERCENT EXPENDED AND ENCUMBERED:			63.7		
920 Employee Benefits (Cont)										
921 Workers' Comp Insurance										
2026	101	921	7500	1,633,560.00	1,633,560.00	.00	1,633,560.00	.00	1,633,560.00	.00
DIVISION TOTALS:				1,633,560.00	1,633,560.00	.00	1,633,560.00	.00	1,633,560.00	.00
DEPARTMENT TOTALS:				1,633,560.00	1,633,560.00	.00	1,633,560.00	.00	1,633,560.00	.00
PERCENT EXPENDED:				.0	PERCENT EXPENDED AND ENCUMBERED:			.0		
940 Govt'Al & Prof'Al Services										
944 General Fund Overhead										
2026	101	944	7100	49,400.00	49,400.00	49,400.00	.00	.00	.00	.00
2026	101	944	7200	5,409,350.00	5,409,350.00	.00	5,409,350.00	.00	5,409,350.00	.00
DIVISION TOTALS:				5,458,750.00	5,458,750.00	49,400.00	5,409,350.00	.00	5,409,350.00	.00
DEPARTMENT TOTALS:				5,458,750.00	5,458,750.00	49,400.00	5,409,350.00	.00	5,409,350.00	.00
PERCENT EXPENDED:				.9	PERCENT EXPENDED AND ENCUMBERED:			.9		
102 Parking System Facilities FUND										
130 Department Of Finance										
134 Finance, Treasury										
2026	102	134	7100	18,700.00	18,700.00	.00	18,700.00	.00	18,700.00	.00
2026	102	134	7200	28,340.00	28,340.00	.00	28,340.00	.00	28,340.00	.00
2026	102	134	7500	8,840.00	8,840.00	.00	8,840.00	.00	8,840.00	.00
DIVISION TOTALS:				55,880.00	55,880.00	.00	55,880.00	.00	55,880.00	.00
DEPARTMENT TOTALS:				55,880.00	55,880.00	.00	55,880.00	.00	55,880.00	.00
PERCENT EXPENDED:				.0	PERCENT EXPENDED AND ENCUMBERED:			.0		
240 Dept. Of Enterprise Services										
248 Div Of Parking Facilities										
2026	102	248	7100	375,350.00	375,350.00	70,324.20	305,025.80	.00	305,025.80	.00
2026	102	248	7200	3,408,950.00	3,408,950.00	341,631.58	3,067,318.42	1,908,671.13	1,158,647.29	.00
2026	102	248	7300	28,710.00	28,710.00	472.15	28,237.85	1,630.85	26,607.00	.00
2026	102	248	7400	1,517,110.00	1,517,110.00	2,105.08	1,515,004.92	199,470.00	1,315,534.92	.00
2026	102	248	7500	144,920.00	144,920.00	22,475.71	122,444.29	.00	122,444.29	.00
2026	102	248	7700	1,697,420.00	1,697,420.00	.00	1,697,420.00	.00	1,697,420.00	.00
DIVISION TOTALS:				7,172,460.00	7,172,460.00	437,008.72	6,735,451.28	2,109,771.98	4,625,679.30	.00
DEPARTMENT TOTALS:				7,172,460.00	7,172,460.00	437,008.72	6,735,451.28	2,109,771.98	4,625,679.30	.00
PERCENT EXPENDED:				6.1	PERCENT EXPENDED AND ENCUMBERED:			35.5		
910 Employee Benefits										
911 Contribution To City Pension										
2026	102	911	7500	13,170.00	13,170.00	13,170.00	.00	.00	.00	.00
2026	102	911	7700	34,830.00	34,830.00	.00	34,830.00	.00	34,830.00	.00
DIVISION TOTALS:				48,000.00	48,000.00	13,170.00	34,830.00	.00	34,830.00	.00

102 919
RUN DATE: 10/11/2025
RUN TIME: 08.05.14

CITY OF CINCINNATI - DEPARTMENT OF FINANCE
DIVISION OF ACCOUNTS AND AUDITS
STATEMENT OF BALANCES
APPROPRIATED FUNDS
AS OF 09 / 30 / 2025

PGM ID: CFSFA104
PAGE: 57

Attachment 4

FY	FND	AGY	OBJT	ORIGINAL AUTHORIZATION	ADJUSTED AUTHORIZATION	EXPENDITURES AMOUNT	UNEXPENDED BALANCE	ENCUMBRANCE AMOUNT	UNENCUMBERED BALANCE	PRE-ENCUMBERED AMOUNT	
919 Public Employee Assistance											
2026	102	919	7500	800.00	800.00	646.00	154.00	.00	154.00	.00	
DIVISION TOTALS:				800.00	800.00	646.00	154.00	.00	154.00	.00	
DEPARTMENT TOTALS:				48,800.00	48,800.00	13,816.00	34,984.00	.00	34,984.00	.00	
PERCENT EXPENDED:				28.3	PERCENT EXPENDED AND ENCUMBERED:					28.3	
920 Employee Benefits (Cont)											
921 Workers' Comp Insurance											
2026	102	921	7500	6,440.00	6,440.00	.00	6,440.00	.00	6,440.00	.00	
DIVISION TOTALS:				6,440.00	6,440.00	.00	6,440.00	.00	6,440.00	.00	
DEPARTMENT TOTALS:				6,440.00	6,440.00	.00	6,440.00	.00	6,440.00	.00	
PERCENT EXPENDED:				.0	PERCENT EXPENDED AND ENCUMBERED:					.0	
940 Govt'Al & Prof'Al Services											
944 General Fund Overhead											
2026	102	944	7100	280.00	280.00	280.00	.00	.00	.00	.00	
2026	102	944	7200	40,840.00	40,840.00	.00	40,840.00	.00	40,840.00	.00	
DIVISION TOTALS:				41,120.00	41,120.00	280.00	40,840.00	.00	40,840.00	.00	
DEPARTMENT TOTALS:				41,120.00	41,120.00	280.00	40,840.00	.00	40,840.00	.00	
PERCENT EXPENDED:				.7	PERCENT EXPENDED AND ENCUMBERED:					.7	
960 Miscellaneous Accounts (Cont)											
966 Cincinnati Music Hall											
2026	102	966	7400	100,000.00	100,000.00	.00	100,000.00	.00	100,000.00	.00	
DIVISION TOTALS:				100,000.00	100,000.00	.00	100,000.00	.00	100,000.00	.00	
DEPARTMENT TOTALS:				100,000.00	100,000.00	.00	100,000.00	.00	100,000.00	.00	
PERCENT EXPENDED:				.0	PERCENT EXPENDED AND ENCUMBERED:					.0	
103 Convention-Exposition Center FUND											
240 Dept. Of Enterprise Services											
243 Duke Energy Center											
2026	103	243	7100	90,000.00	90,000.00	810.58	89,189.42	.00	89,189.42	.00	
2026	103	243	7200	6,539,470.00	6,539,470.00	560,377.50	5,979,092.50	5,729,092.50	250,000.00	.00	
2026	103	243	7400	222,200.00	222,200.00	.00	222,200.00	.00	222,200.00	.00	
2026	103	243	7500	40,000.00	40,000.00	287.36	39,712.64	.00	39,712.64	.00	
2026	103	243	7700	286,640.00	286,640.00	.00	286,640.00	.00	286,640.00	.00	
DIVISION TOTALS:				7,178,310.00	7,178,310.00	561,475.44	6,616,834.56	5,729,092.50	887,742.06	.00	
DEPARTMENT TOTALS:				7,178,310.00	7,178,310.00	561,475.44	6,616,834.56	5,729,092.50	887,742.06	.00	
PERCENT EXPENDED:				7.8	PERCENT EXPENDED AND ENCUMBERED:					87.6	
990 Reserve For Contingencies											
990 Reserve For Contingencies											
2026	103	990	7200	300,000.00	300,000.00	.00	300,000.00	.00	300,000.00	.00	
DIVISION TOTALS:				300,000.00	300,000.00	.00	300,000.00	.00	300,000.00	.00	
DEPARTMENT TOTALS:				300,000.00	300,000.00	.00	300,000.00	.00	300,000.00	.00	
PERCENT EXPENDED:				.0	PERCENT EXPENDED AND ENCUMBERED:					.0	

104 234
RUN DATE: 10/11/2025
RUN TIME: 08.05.14

CITY OF CINCINNATI - DEPARTMENT OF FINANCE
DIVISION OF ACCOUNTS AND AUDITS
STATEMENT OF BALANCES
APPROPRIATED FUNDS
AS OF 09 / 30 / 2025

PGM ID: CFSFA104
PAGE: 58

Attachment 4

				ORIGINAL	ADJUSTED	EXPENDITURES	UNEXPENDED	ENCUMBRANCE	UNENCUMBERED	PRE-ENCUMBERED
FY	FND	AGY	OBJT	AUTHORIZATION	AUTHORIZATION	AMOUNT	BALANCE	AMOUNT	BALANCE	AMOUNT
104 General Aviation FUND										
230 Dept Of Transportation & Engin										
234 Div Of Aviation										
2026	104	234	7100	1,009,320.00	1,009,320.00	197,312.67	812,007.33	.00	812,007.33	.00
2026	104	234	7200	591,430.00	591,430.00	105,862.18	485,567.82	121,610.49	363,957.33	31,359.80
2026	104	234	7300	136,000.00	136,000.00	11,117.05	124,882.95	18,905.29	105,977.66	.00
2026	104	234	7400	222,300.00	222,300.00	507.83	221,792.17	1,062.17	220,730.00	.00
2026	104	234	7500	388,020.00	388,020.00	81,610.59	306,409.41	.00	306,409.41	.00
2026	104	234	7700	41,440.00	41,440.00	.00	41,440.00	.00	41,440.00	.00
DIVISION TOTALS:				2,388,510.00	2,388,510.00	396,410.32	1,992,099.68	141,577.95	1,850,521.73	31,359.80
DEPARTMENT TOTALS:				2,388,510.00	2,388,510.00	396,410.32	1,992,099.68	141,577.95	1,850,521.73	31,359.80
PERCENT EXPENDED:				16.6	PERCENT EXPENDED AND ENCUMBERED:				22.5	
910 Employee Benefits										
911 Contribution To City Pension										
2026	104	911	7500	7,780.00	7,780.00	7,780.00	.00	.00	.00	.00
DIVISION TOTALS:				7,780.00	7,780.00	7,780.00	.00	.00	.00	.00
919 Public Employee Assistance										
2026	104	919	7500	1,900.00	1,900.00	1,768.18	131.82	.00	131.82	.00
DIVISION TOTALS:				1,900.00	1,900.00	1,768.18	131.82	.00	131.82	.00
DEPARTMENT TOTALS:				9,680.00	9,680.00	9,548.18	131.82	.00	131.82	.00
PERCENT EXPENDED:				98.6	PERCENT EXPENDED AND ENCUMBERED:				98.6	
920 Employee Benefits (Cont)										
921 Workers' Comp Insurance										
2026	104	921	7500	16,110.00	16,110.00	.00	16,110.00	.00	16,110.00	.00
DIVISION TOTALS:				16,110.00	16,110.00	.00	16,110.00	.00	16,110.00	.00
DEPARTMENT TOTALS:				16,110.00	16,110.00	.00	16,110.00	.00	16,110.00	.00
PERCENT EXPENDED:				.0	PERCENT EXPENDED AND ENCUMBERED:				.0	
940 Govt'Al & Prof'Al Services										
944 General Fund Overhead										
2026	104	944	7100	850.00	850.00	850.00	.00	.00	.00	.00
2026	104	944	7200	102,160.00	102,160.00	.00	102,160.00	.00	102,160.00	.00
DIVISION TOTALS:				103,010.00	103,010.00	850.00	102,160.00	.00	102,160.00	.00
DEPARTMENT TOTALS:				103,010.00	103,010.00	850.00	102,160.00	.00	102,160.00	.00
PERCENT EXPENDED:				.8	PERCENT EXPENDED AND ENCUMBERED:				.8	
105 Municipal Golf FUND										
190 Dept Of Public Recreation										
195 Recreation Golf										
2026	105	195	7100	214,260.00	214,260.00	28,082.76	186,177.24	.00	186,177.24	.00
2026	105	195	7200	6,471,670.00	6,471,670.00	2,588,959.99	3,882,710.01	182,896.01	3,699,814.00	.00
2026	105	195	7300	163,090.00	163,090.00	83,373.40	79,716.60	.00	79,716.60	.00
2026	105	195	7400	94,540.00	94,540.00	66,693.03	27,846.97	18,708.93	9,138.04	.00
2026	105	195	7500	73,570.00	73,570.00	10,862.70	62,707.30	.00	62,707.30	.00
2026	105	195	7700	751,770.00	751,770.00	.00	751,770.00	.00	751,770.00	.00
DIVISION TOTALS:				7,768,900.00	7,768,900.00	2,777,971.88	4,990,928.12	201,604.94	4,789,323.18	.00

105 199
RUN DATE: 10/11/2025
RUN TIME: 08.05.14

CITY OF CINCINNATI - DEPARTMENT OF FINANCE
DIVISION OF ACCOUNTS AND AUDITS
STATEMENT OF BALANCES
APPROPRIATED FUNDS
AS OF 09 / 30 / 2025

PGM ID: CFSFA104
PAGE: 59

Attachment 4

FY	FND	AGY	OBJT	ORIGINAL AUTHORIZATION	ADJUSTED AUTHORIZATION	EXPENDITURES AMOUNT	UNEXPENDED BALANCE	ENCUMBRANCE AMOUNT	UNENCUMBERED BALANCE	PRE-ENCUMBERED AMOUNT	
199 Recreation Administration											
2026	105	199	7100	53,040.00	53,040.00	.00	53,040.00	.00	53,040.00	.00	
2026	105	199	7500	21,530.00	21,530.00	.00	21,530.00	.00	21,530.00	.00	
DIVISION TOTALS:				74,570.00	74,570.00	.00	74,570.00	.00	74,570.00	.00	
DEPARTMENT TOTALS:				7,843,470.00	7,843,470.00	2,777,971.88	5,065,498.12	201,604.94	4,863,893.18	.00	
PERCENT EXPENDED:				35.4	PERCENT EXPENDED AND ENCUMBERED:						38.0
910 Employee Benefits											
919 Public Employee Assistance											
2026	105	919	7500	500.00	500.00	388.11	111.89	.00	111.89	.00	
DIVISION TOTALS:				500.00	500.00	388.11	111.89	.00	111.89	.00	
DEPARTMENT TOTALS:				500.00	500.00	388.11	111.89	.00	111.89	.00	
PERCENT EXPENDED:				77.6	PERCENT EXPENDED AND ENCUMBERED:						77.6
920 Employee Benefits (Cont)											
921 Workers' Comp Insurance											
2026	105	921	7500	3,730.00	3,730.00	.00	3,730.00	.00	3,730.00	.00	
DIVISION TOTALS:				3,730.00	3,730.00	.00	3,730.00	.00	3,730.00	.00	
DEPARTMENT TOTALS:				3,730.00	3,730.00	.00	3,730.00	.00	3,730.00	.00	
PERCENT EXPENDED:				.0	PERCENT EXPENDED AND ENCUMBERED:						.0
940 Govt'Al & Prof'Al Services											
944 General Fund Overhead											
2026	105	944	7200	23,660.00	23,660.00	.00	23,660.00	.00	23,660.00	.00	
DIVISION TOTALS:				23,660.00	23,660.00	.00	23,660.00	.00	23,660.00	.00	
DEPARTMENT TOTALS:				23,660.00	23,660.00	.00	23,660.00	.00	23,660.00	.00	
PERCENT EXPENDED:				.0	PERCENT EXPENDED AND ENCUMBERED:						.0
107 Stormwater Management FUND											
100 Office Of The City Manager											
104 Office Of Environment & Sustainability											
2026	107	104	7200	2,737,640.00	2,737,640.00	644,275.22	2,093,364.78	2,093,364.78	.00	.00	
DIVISION TOTALS:				2,737,640.00	2,737,640.00	644,275.22	2,093,364.78	2,093,364.78	.00	.00	
DEPARTMENT TOTALS:				2,737,640.00	2,737,640.00	644,275.22	2,093,364.78	2,093,364.78	.00	.00	
PERCENT EXPENDED:				23.5	PERCENT EXPENDED AND ENCUMBERED:						100.0
110 Department Of Law											
112 Administrative Hearings & Prosecution											
2026	107	112	7200	.00	65,000.00	3,123.56	61,876.44	.00	61,876.44	.00	
DIVISION TOTALS:				.00	65,000.00	3,123.56	61,876.44	.00	61,876.44	.00	
DEPARTMENT TOTALS:				.00	65,000.00	3,123.56	61,876.44	.00	61,876.44	.00	
PERCENT EXPENDED:				4.8	PERCENT EXPENDED AND ENCUMBERED:						4.8

107 194
 RUN DATE: 10/11/2025
 RUN TIME: 08.05.14

CITY OF CINCINNATI - DEPARTMENT OF FINANCE
 DIVISION OF ACCOUNTS AND AUDITS
 STATEMENT OF BALANCES
 APPROPRIATED FUNDS
 AS OF 09 / 30 / 2025

PGM ID: CFSFA104
 PAGE: 60

FY	FND	AGY	OBJT	ORIGINAL AUTHORIZATION	ADJUSTED AUTHORIZATION	EXPENDITURES AMOUNT	UNEXPENDED BALANCE	ENCUMBRANCE AMOUNT	UNENCUMBERED BALANCE	PRE-ENCUMBERED AMOUNT
190 Dept Of Public Recreation										
194 Recreation Maintenance										
2026	107	194	7100	767,390.00	767,390.00	.00	767,390.00	.00	767,390.00	.00
2026	107	194	7500	275,800.00	275,800.00	.00	275,800.00	.00	275,800.00	.00
DIVISION TOTALS:				1,043,190.00	1,043,190.00	.00	1,043,190.00	.00	1,043,190.00	.00
DEPARTMENT TOTALS:				1,043,190.00	1,043,190.00	.00	1,043,190.00	.00	1,043,190.00	.00
PERCENT EXPENDED:				.0	PERCENT EXPENDED AND ENCUMBERED: .0					
200 Department Of Parks										
202 Parks, Operations & Facility Mgmt										
2026	107	202	7100	1,306,340.00	1,306,340.00	.00	1,306,340.00	.00	1,306,340.00	.00
2026	107	202	7300	14,660.00	14,660.00	.00	14,660.00	14,660.00	.00	.00
2026	107	202	7500	633,190.00	633,190.00	.00	633,190.00	.00	633,190.00	.00
DIVISION TOTALS:				1,954,190.00	1,954,190.00	.00	1,954,190.00	14,660.00	1,939,530.00	.00
DEPARTMENT TOTALS:				1,954,190.00	1,954,190.00	.00	1,954,190.00	14,660.00	1,939,530.00	.00
PERCENT EXPENDED:				.0	PERCENT EXPENDED AND ENCUMBERED: .8					
210 Dept Of Bldgs & Inspections										
212 Bldg & Inspections, Licenses & Permits										
2026	107	212	7100	768,680.00	768,680.00	64,333.23	704,346.77	.00	704,346.77	.00
2026	107	212	7200	787,080.00	787,080.00	63,413.21	723,666.79	173,671.26	549,995.53	.00
2026	107	212	7300	13,040.00	13,040.00	434.60	12,605.40	3,157.63	9,447.77	.00
2026	107	212	7400	9,490.00	9,490.00	1,473.43	8,016.57	4,526.57	3,490.00	.00
2026	107	212	7500	326,630.00	326,630.00	17,165.83	309,464.17	.00	309,464.17	.00
DIVISION TOTALS:				1,904,920.00	1,904,920.00	146,820.30	1,758,099.70	181,355.46	1,576,744.24	.00
DEPARTMENT TOTALS:				1,904,920.00	1,904,920.00	146,820.30	1,758,099.70	181,355.46	1,576,744.24	.00
PERCENT EXPENDED:				7.7	PERCENT EXPENDED AND ENCUMBERED: 17.2					
250 Dept Of Public Services										
253 Div Of Neighborhood Operations										
2026	107	253	7100	3,958,210.00	3,958,210.00	594,448.79	3,363,761.21	.00	3,363,761.21	.00
2026	107	253	7200	2,289,750.00	2,289,750.00	269,449.35	2,020,300.65	848,597.50	1,171,703.15	.00
2026	107	253	7300	448,520.00	448,520.00	74,314.34	374,205.66	30,750.69	343,454.97	.00
2026	107	253	7400	69,810.00	69,810.00	3,603.53	66,206.47	2,061.65	64,144.82	.00
2026	107	253	7500	1,583,480.00	1,583,480.00	227,737.63	1,355,742.37	.00	1,355,742.37	.00
2026	107	253	7600	.00	900,000.00	.00	900,000.00	.00	900,000.00	798,808.00
DIVISION TOTALS:				8,349,770.00	9,249,770.00	1,169,553.64	8,080,216.36	881,409.84	7,198,806.52	798,808.00
DEPARTMENT TOTALS:				8,349,770.00	9,249,770.00	1,169,553.64	8,080,216.36	881,409.84	7,198,806.52	798,808.00
PERCENT EXPENDED:				12.6	PERCENT EXPENDED AND ENCUMBERED: 22.2					

107 311
 RUN DATE: 10/11/2025
 RUN TIME: 08.05.14

CITY OF CINCINNATI - DEPARTMENT OF FINANCE
 DIVISION OF ACCOUNTS AND AUDITS
 STATEMENT OF BALANCES
 APPROPRIATED FUNDS
 AS OF 09 / 30 / 2025

PGM ID: CFSFA104
 PAGE: 61

FY	FND	AGY	OBJT	ORIGINAL AUTHORIZATION	ADJUSTED AUTHORIZATION	EXPENDITURES AMOUNT	UNEXPENDED BALANCE	ENCUMBRANCE AMOUNT	UNENCUMBERED BALANCE	PRE-ENCUMBERED AMOUNT
310 Stormwater Management Utility										
311 Stormwater Management Utility										
2026	107	311	7100	3,691,370.00	3,691,370.00	674,456.49	3,016,913.51	.00	3,016,913.51	.00
2026	107	311	7200	9,262,960.00	9,262,960.00	621,310.22	8,641,649.78	345,914.08	8,295,735.70	2,475,000.00
2026	107	311	7300	343,870.00	343,870.00	30,834.78	313,035.22	91,969.84	221,065.38	.00
2026	107	311	7400	292,060.00	292,060.00	641.80	291,418.20	3,500.00	287,918.20	.00
2026	107	311	7500	1,415,940.00	1,415,940.00	296,314.94	1,119,625.06	.00	1,119,625.06	.00
2026	107	311	7600	30,000.00	30,000.00	.00	30,000.00	.00	30,000.00	.00
2026	107	311	7700	2,177,000.00	2,177,000.00	.00	2,177,000.00	.00	2,177,000.00	.00
DIVISION TOTALS:				17,213,200.00	17,213,200.00	1,623,558.23	15,589,641.77	441,383.92	15,148,257.85	2,475,000.00
DEPARTMENT TOTALS:				17,213,200.00	17,213,200.00	1,623,558.23	15,589,641.77	441,383.92	15,148,257.85	2,475,000.00
PERCENT EXPENDED:				9.4	PERCENT EXPENDED AND ENCUMBERED:					
								12.0		
910 Employee Benefits										
911 Contribution To City Pension										
2026	107	911	7500	45,820.00	45,820.00	45,820.00	.00	.00	.00	.00
2026	107	911	7700	8,290.00	8,290.00	.00	8,290.00	.00	8,290.00	.00
DIVISION TOTALS:				54,110.00	54,110.00	45,820.00	8,290.00	.00	8,290.00	.00
919 Public Employee Assistance										
2026	107	919	7500	19,300.00	19,300.00	11,186.28	8,113.72	.00	8,113.72	.00
DIVISION TOTALS:				19,300.00	19,300.00	11,186.28	8,113.72	.00	8,113.72	.00
DEPARTMENT TOTALS:				73,410.00	73,410.00	57,006.28	16,403.72	.00	16,403.72	.00
PERCENT EXPENDED:				77.7	PERCENT EXPENDED AND ENCUMBERED:					
								77.7		
920 Employee Benefits (Cont)										
921 Workers' Comp Insurance										
2026	107	921	7500	171,370.00	171,370.00	.00	171,370.00	.00	171,370.00	.00
DIVISION TOTALS:				171,370.00	171,370.00	.00	171,370.00	.00	171,370.00	.00
DEPARTMENT TOTALS:				171,370.00	171,370.00	.00	171,370.00	.00	171,370.00	.00
PERCENT EXPENDED:				.0	PERCENT EXPENDED AND ENCUMBERED:					
								.0		
940 Govt'Al & Prof'Al Services										
944 General Fund Overhead										
2026	107	944	7100	7,520.00	7,520.00	7,520.00	.00	.00	.00	.00
2026	107	944	7200	1,086,850.00	1,086,850.00	.00	1,086,850.00	.00	1,086,850.00	.00
DIVISION TOTALS:				1,094,370.00	1,094,370.00	7,520.00	1,086,850.00	.00	1,086,850.00	.00
DEPARTMENT TOTALS:				1,094,370.00	1,094,370.00	7,520.00	1,086,850.00	.00	1,086,850.00	.00
PERCENT EXPENDED:				.7	PERCENT EXPENDED AND ENCUMBERED:					
								.7		
151 Bond Retirement - City FUND										
130 Department Of Finance										
131 Finance, Office Of Director										
2026	151	131	7100	36,900.00	36,900.00	.00	36,900.00	.00	36,900.00	.00
2026	151	131	7500	26,130.00	26,130.00	.00	26,130.00	.00	26,130.00	.00
DIVISION TOTALS:				63,030.00	63,030.00	.00	63,030.00	.00	63,030.00	.00

151 134
 RUN DATE: 10/11/2025
 RUN TIME: 08.05.14

CITY OF CINCINNATI - DEPARTMENT OF FINANCE
 DIVISION OF ACCOUNTS AND AUDITS
 STATEMENT OF BALANCES
 APPROPRIATED FUNDS
 AS OF 09 / 30 / 2025

PGM ID: CFSFA104
 PAGE: 62

FY	FND	AGY	OBJT	ORIGINAL AUTHORIZATION	ADJUSTED AUTHORIZATION	EXPENDITURES AMOUNT	UNEXPENDED BALANCE	ENCUMBRANCE AMOUNT	UNENCUMBERED BALANCE	PRE-ENCUMBERED AMOUNT
134 Finance, Treasury										
2026	151	134	7100	313,890.00	313,890.00	45,978.77	267,911.23	.00	267,911.23	.00
2026	151	134	7200	2,858,140.00	2,858,140.00	330,791.18	2,527,348.82	50,000.00	2,477,348.82	.00
2026	151	134	7300	14,170.00	14,170.00	.00	14,170.00	.00	14,170.00	.00
2026	151	134	7400	316,620.00	316,620.00	675.00	315,945.00	.00	315,945.00	.00
2026	151	134	7500	108,570.00	108,570.00	15,483.49	93,086.51	.00	93,086.51	.00
2026	151	134	7700	72,552,390.00	72,552,390.00	2,991,573.72	69,560,816.28	.00	69,560,816.28	.00
DIVISION TOTALS:				76,163,780.00	76,163,780.00	3,384,502.16	72,779,277.84	50,000.00	72,729,277.84	.00
DEPARTMENT TOTALS:				76,226,810.00	76,226,810.00	3,384,502.16	72,842,307.84	50,000.00	72,792,307.84	.00
PERCENT EXPENDED:				4.4	PERCENT EXPENDED AND ENCUMBERED: 4.5					
910 Employee Benefits										
919 Public Employee Assistance										
2026	151	919	7500	700.00	700.00	414.32	285.68	.00	285.68	.00
DIVISION TOTALS:				700.00	700.00	414.32	285.68	.00	285.68	.00
DEPARTMENT TOTALS:				700.00	700.00	414.32	285.68	.00	285.68	.00
PERCENT EXPENDED:				59.2	PERCENT EXPENDED AND ENCUMBERED: 59.2					
920 Employee Benefits (Cont)										
921 Workers' Comp Insurance										
2026	151	921	7500	5,630.00	5,630.00	.00	5,630.00	.00	5,630.00	.00
DIVISION TOTALS:				5,630.00	5,630.00	.00	5,630.00	.00	5,630.00	.00
DEPARTMENT TOTALS:				5,630.00	5,630.00	.00	5,630.00	.00	5,630.00	.00
PERCENT EXPENDED:				.0	PERCENT EXPENDED AND ENCUMBERED: .0					
940 Govt'Al & Prof'Al Services										
944 General Fund Overhead										
2026	151	944	7100	140.00	140.00	140.00	.00	.00	.00	.00
DIVISION TOTALS:				140.00	140.00	140.00	.00	.00	.00	.00
DEPARTMENT TOTALS:				140.00	140.00	140.00	.00	.00	.00	.00
PERCENT EXPENDED:				100.0	PERCENT EXPENDED AND ENCUMBERED: 100.0					
301 Street Const Maintenance & Rep FUND										
200 Department Of Parks										
202 Parks, Operations & Facility Mgmt										
2026	301	202	7100	341,780.00	341,780.00	73,120.66	268,659.34	.00	268,659.34	.00
2026	301	202	7200	27,050.00	27,050.00	.00	27,050.00	.00	27,050.00	.00
2026	301	202	7300	54,460.00	54,460.00	.00	54,460.00	16,637.00	37,823.00	.00
2026	301	202	7400	1,060.00	1,060.00	.00	1,060.00	.00	1,060.00	.00
2026	301	202	7500	108,210.00	108,210.00	17,831.69	90,378.31	.00	90,378.31	.00
DIVISION TOTALS:				532,560.00	532,560.00	90,952.35	441,607.65	16,637.00	424,970.65	.00
DEPARTMENT TOTALS:				532,560.00	532,560.00	90,952.35	441,607.65	16,637.00	424,970.65	.00
PERCENT EXPENDED:				17.1	PERCENT EXPENDED AND ENCUMBERED: 20.2					

301 238
 RUN DATE: 10/11/2025
 RUN TIME: 08.05.14

CITY OF CINCINNATI - DEPARTMENT OF FINANCE
 DIVISION OF ACCOUNTS AND AUDITS
 STATEMENT OF BALANCES
 APPROPRIATED FUNDS
 AS OF 09 / 30 / 2025

PGM ID: CFSFA104
 PAGE: 63

FY	FND	AGY	OBJT	ORIGINAL AUTHORIZATION	ADJUSTED AUTHORIZATION	EXPENDITURES AMOUNT	UNEXPENDED BALANCE	ENCUMBRANCE AMOUNT	UNENCUMBERED BALANCE	PRE-ENCUMBERED AMOUNT
230 Dept Of Transportation & Engin										
238 Division of Traffic Services										
2026	301	238	7100	64,980.00	64,980.00	-2,966.01	67,946.01	.00	67,946.01	.00
2026	301	238	7200	200,300.00	200,300.00	10,533.81	189,766.19	79,810.19	109,956.00	.00
2026	301	238	7300	802,100.00	802,100.00	75,208.72	726,891.28	47,123.55	679,767.73	.00
2026	301	238	7400	251,100.00	251,100.00	22,489.92	228,610.08	120,510.08	108,100.00	.00
2026	301	238	7500	21,460.00	21,460.00	-50.57	21,510.57	.00	21,510.57	.00
DIVISION TOTALS:				1,339,940.00	1,339,940.00	105,215.87	1,234,724.13	247,443.82	987,280.31	.00
239 Division Of Traffic Engineer										
2026	301	239	7200	504,230.00	504,230.00	35,007.70	469,222.30	389,992.30	79,230.00	.00
DIVISION TOTALS:				504,230.00	504,230.00	35,007.70	469,222.30	389,992.30	79,230.00	.00
DEPARTMENT TOTALS:				1,844,170.00	1,844,170.00	140,223.57	1,703,946.43	637,436.12	1,066,510.31	.00
PERCENT EXPENDED:				7.6	PERCENT EXPENDED AND ENCUMBERED: 42.2					
250 Dept Of Public Services										
252 Traffic And Road Operations										
2026	301	252	7100	4,754,800.00	4,754,800.00	1,100,241.39	3,654,558.61	.00	3,654,558.61	.00
2026	301	252	7200	2,852,910.00	2,852,910.00	341,177.36	2,511,732.64	435,361.56	2,076,371.08	.00
2026	301	252	7300	2,369,570.00	2,369,570.00	286,312.87	2,083,257.13	465,410.92	1,617,846.21	41,280.00
2026	301	252	7400	102,550.00	102,550.00	6,905.50	95,644.50	6,811.89	88,832.61	.00
2026	301	252	7500	1,763,680.00	1,763,680.00	518,395.76	1,245,284.24	.00	1,245,284.24	.00
DIVISION TOTALS:				11,843,510.00	11,843,510.00	2,253,032.88	9,590,477.12	907,584.37	8,682,892.75	41,280.00
253 Div Of Neighborhood Operations										
2026	301	253	7100	2,298,460.00	2,298,460.00	514,093.98	1,784,366.02	.00	1,784,366.02	.00
2026	301	253	7200	562,110.00	562,110.00	154,481.17	407,628.83	115,284.27	292,344.56	.00
2026	301	253	7300	204,790.00	204,790.00	27,295.47	177,494.53	44,393.58	133,100.95	.00
2026	301	253	7400	3,140.00	3,140.00	2,255.89	884.11	759.43	124.68	.00
2026	301	253	7500	894,000.00	894,000.00	212,456.02	681,543.98	.00	681,543.98	.00
DIVISION TOTALS:				3,962,500.00	3,962,500.00	910,582.53	3,051,917.47	160,437.28	2,891,480.19	.00
DEPARTMENT TOTALS:				15,806,010.00	15,806,010.00	3,163,615.41	12,642,394.59	1,068,021.65	11,574,372.94	41,280.00
PERCENT EXPENDED:				20.0	PERCENT EXPENDED AND ENCUMBERED: 26.8					
910 Employee Benefits										
911 Contribution To City Pension										
2026	301	911	7500	88,220.00	88,220.00	88,220.00	.00	.00	.00	.00
DIVISION TOTALS:				88,220.00	88,220.00	88,220.00	.00	.00	.00	.00
919 Public Employee Assistance										
2026	301	919	7500	13,600.00	13,600.00	13,600.00	.00	.00	.00	.00
DIVISION TOTALS:				13,600.00	13,600.00	13,600.00	.00	.00	.00	.00
DEPARTMENT TOTALS:				101,820.00	101,820.00	101,820.00	.00	.00	.00	.00
PERCENT EXPENDED:				100.0	PERCENT EXPENDED AND ENCUMBERED: 100.0					
920 Employee Benefits (Cont)										
921 Workers' Comp Insurance										
2026	301	921	7500	120,880.00	120,880.00	.00	120,880.00	.00	120,880.00	.00
DIVISION TOTALS:				120,880.00	120,880.00	.00	120,880.00	.00	120,880.00	.00
DEPARTMENT TOTALS:				120,880.00	120,880.00	.00	120,880.00	.00	120,880.00	.00
PERCENT EXPENDED:				.0	PERCENT EXPENDED AND ENCUMBERED: .0					

302 102
RUN DATE: 10/11/2025
RUN TIME: 08.05.14

CITY OF CINCINNATI - DEPARTMENT OF FINANCE
DIVISION OF ACCOUNTS AND AUDITS
STATEMENT OF BALANCES
APPROPRIATED FUNDS
AS OF 09 / 30 / 2025

PGM ID: CFSFA104
PAGE: 64

	FY	FND	AGY	OBJT	ORIGINAL AUTHORIZATION	ADJUSTED AUTHORIZATION	EXPENDITURES AMOUNT	UNEXPENDED BALANCE	ENCUMBRANCE AMOUNT	UNENCUMBERED BALANCE	PRE-ENCUMBERED AMOUNT
302 Income Tax Infrastructure FUND											
100 Office Of The City Manager											
102 Office Of Budget & Evaluation											
2026	302	102	7100		148,940.00	148,940.00	56,296.12	92,643.88	.00	92,643.88	.00
2026	302	102	7200		4,270.00	4,270.00	76.50	4,193.50	.00	4,193.50	.00
2026	302	102	7300		1,160.00	1,160.00	.00	1,160.00	.00	1,160.00	.00
2026	302	102	7400		1,030.00	1,030.00	.00	1,030.00	300.00	730.00	.00
2026	302	102	7500		60,600.00	60,600.00	.00	60,600.00	.00	60,600.00	.00
DIVISION TOTALS:					216,000.00	216,000.00	56,372.62	159,627.38	300.00	159,327.38	.00
107 Procurement											
2026	302	107	7100		207,970.00	207,970.00	31,334.03	176,635.97	.00	176,635.97	.00
2026	302	107	7500		69,220.00	69,220.00	14,525.41	54,694.59	.00	54,694.59	.00
DIVISION TOTALS:					277,190.00	277,190.00	45,859.44	231,330.56	.00	231,330.56	.00
108 Dept of Performance & Data Analytics											
2026	302	108	7200		1,018,930.00	1,018,930.00	.00	1,018,930.00	.00	1,018,930.00	.00
DIVISION TOTALS:					1,018,930.00	1,018,930.00	.00	1,018,930.00	.00	1,018,930.00	.00
DEPARTMENT TOTALS:					1,512,120.00	1,512,120.00	102,232.06	1,409,887.94	300.00	1,409,587.94	.00
PERCENT EXPENDED:					6.8	PERCENT EXPENDED AND ENCUMBERED:					6.8
110 Department Of Law											
111 Civil											
2026	302	111	7100		72,700.00	72,700.00	54,599.99	18,100.01	.00	18,100.01	.00
2026	302	111	7200		2,120.00	2,120.00	337.53	1,782.47	.00	1,782.47	.00
2026	302	111	7500		16,130.00	16,130.00	15,741.48	388.52	.00	388.52	.00
DIVISION TOTALS:					90,950.00	90,950.00	70,679.00	20,271.00	.00	20,271.00	.00
DEPARTMENT TOTALS:					90,950.00	90,950.00	70,679.00	20,271.00	.00	20,271.00	.00
PERCENT EXPENDED:					77.7	PERCENT EXPENDED AND ENCUMBERED:					77.7
120 Department Of Human Resources											
121 Department Of Human Resources											
2026	302	121	7100		157,500.00	157,500.00	44,710.54	112,789.46	.00	112,789.46	.00
2026	302	121	7500		68,180.00	68,180.00	17,420.10	50,759.90	.00	50,759.90	.00
DIVISION TOTALS:					225,680.00	225,680.00	62,130.64	163,549.36	.00	163,549.36	.00
DEPARTMENT TOTALS:					225,680.00	225,680.00	62,130.64	163,549.36	.00	163,549.36	.00
PERCENT EXPENDED:					27.5	PERCENT EXPENDED AND ENCUMBERED:					27.5
130 Department Of Finance											
133 Finance, Accounts & Audits											
2026	302	133	7100		181,450.00	181,450.00	33,457.97	147,992.03	.00	147,992.03	.00
2026	302	133	7200		3,290.00	3,290.00	997.20	2,292.80	.00	2,292.80	.00
2026	302	133	7500		67,060.00	67,060.00	15,970.38	51,089.62	.00	51,089.62	.00
DIVISION TOTALS:					251,800.00	251,800.00	50,425.55	201,374.45	.00	201,374.45	.00
DEPARTMENT TOTALS:					251,800.00	251,800.00	50,425.55	201,374.45	.00	201,374.45	.00
PERCENT EXPENDED:					20.0	PERCENT EXPENDED AND ENCUMBERED:					20.0

302 164
 RUN DATE: 10/11/2025
 RUN TIME: 08.05.14

CITY OF CINCINNATI - DEPARTMENT OF FINANCE
 DIVISION OF ACCOUNTS AND AUDITS
 STATEMENT OF BALANCES
 APPROPRIATED FUNDS
 AS OF 09 / 30 / 2025

PGM ID: CFSFA104
 PAGE: 65

FY	FND	AGY	OBJT	ORIGINAL AUTHORIZATION	ADJUSTED AUTHORIZATION	EXPENDITURES AMOUNT	UNEXPENDED BALANCE	ENCUMBRANCE AMOUNT	UNENCUMBERED BALANCE	PRE-ENCUMBERED AMOUNT
160 Community Developmt										
164 Division Of Community Devel										
2026	302	164	7200	377,720.00	377,720.00	.00	377,720.00	.00	377,720.00	.00
DIVISION TOTALS:				377,720.00	377,720.00	.00	377,720.00	.00	377,720.00	.00
DEPARTMENT TOTALS:				377,720.00	377,720.00	.00	377,720.00	.00	377,720.00	.00
PERCENT EXPENDED:				.0	PERCENT EXPENDED AND ENCUMBERED:			.0		
190 Dept Of Public Recreation										
194 Recreation Maintenance										
2026	302	194	7100	556,180.00	556,180.00	61,772.42	494,407.58	.00	494,407.58	.00
2026	302	194	7200	38,830.00	38,830.00	952.00	37,878.00	22,048.00	15,830.00	.00
2026	302	194	7300	149,150.00	149,150.00	37,211.42	111,938.58	59,788.58	52,150.00	.00
2026	302	194	7500	242,600.00	242,600.00	35,550.94	207,049.06	.00	207,049.06	.00
DIVISION TOTALS:				986,760.00	986,760.00	135,486.78	851,273.22	81,836.58	769,436.64	.00
DEPARTMENT TOTALS:				986,760.00	986,760.00	135,486.78	851,273.22	81,836.58	769,436.64	.00
PERCENT EXPENDED:				13.7	PERCENT EXPENDED AND ENCUMBERED:			22.0		
200 Department Of Parks										
202 Parks, Operations & Facility Mgmt										
2026	302	202	7100	1,187,290.00	1,187,290.00	368,861.59	818,428.41	.00	818,428.41	.00
2026	302	202	7300	1,040.00	1,040.00	.00	1,040.00	.00	1,040.00	.00
2026	302	202	7500	464,800.00	464,800.00	151,265.50	313,534.50	.00	313,534.50	.00
DIVISION TOTALS:				1,653,130.00	1,653,130.00	520,127.09	1,133,002.91	.00	1,133,002.91	.00
DEPARTMENT TOTALS:				1,653,130.00	1,653,130.00	520,127.09	1,133,002.91	.00	1,133,002.91	.00
PERCENT EXPENDED:				31.5	PERCENT EXPENDED AND ENCUMBERED:			31.5		
210 Dept Of Bldgs & Inspections										
211 Bldg & Inspections, Director										
2026	302	211	7100	42,250.00	42,250.00	.00	42,250.00	.00	42,250.00	.00
2026	302	211	7500	20,130.00	20,130.00	.00	20,130.00	.00	20,130.00	.00
DIVISION TOTALS:				62,380.00	62,380.00	.00	62,380.00	.00	62,380.00	.00
DEPARTMENT TOTALS:				62,380.00	62,380.00	.00	62,380.00	.00	62,380.00	.00
PERCENT EXPENDED:				.0	PERCENT EXPENDED AND ENCUMBERED:			.0		
230 Dept Of Transportation & Engin										
231 Trans & Eng, Director										
2026	302	231	7100	1,179,370.00	1,179,370.00	223,178.15	956,191.85	.00	956,191.85	.00
2026	302	231	7200	6,170.00	6,170.00	1,495.71	4,674.29	.00	4,674.29	.00
2026	302	231	7300	51,400.00	51,400.00	.00	51,400.00	.00	51,400.00	.00
2026	302	231	7400	79,160.00	79,160.00	65.00	79,095.00	58,185.70	20,909.30	.00
2026	302	231	7500	423,790.00	423,790.00	75,573.30	348,216.70	.00	348,216.70	.00
DIVISION TOTALS:				1,739,890.00	1,739,890.00	300,312.16	1,439,577.84	58,185.70	1,381,392.14	.00
232 Div Of Transportation Planning										
2026	302	232	7100	2,442,020.00	2,442,020.00	452,562.36	1,989,457.64	.00	1,989,457.64	.00
2026	302	232	7200	62,940.00	62,940.00	17,960.84	44,979.16	.00	44,979.16	.00
2026	302	232	7300	25,680.00	25,680.00	5,140.74	20,539.26	3,245.01	17,294.25	.00
2026	302	232	7400	23,400.00	23,400.00	765.00	22,635.00	.00	22,635.00	.00
2026	302	232	7500	871,970.00	871,970.00	190,910.75	681,059.25	.00	681,059.25	.00
DIVISION TOTALS:				3,426,010.00	3,426,010.00	667,339.69	2,758,670.31	3,245.01	2,755,425.30	.00

302 233
 RUN DATE: 10/11/2025
 RUN TIME: 08.05.14

CITY OF CINCINNATI - DEPARTMENT OF FINANCE
 DIVISION OF ACCOUNTS AND AUDITS
 STATEMENT OF BALANCES
 APPROPRIATED FUNDS
 AS OF 09 / 30 / 2025

PGM ID: CFSFA104
 PAGE: 66

FY	FND	AGY	OBJT	ORIGINAL AUTHORIZATION	ADJUSTED AUTHORIZATION	EXPENDITURES AMOUNT	UNEXPENDED BALANCE	ENCUMBRANCE AMOUNT	UNENCUMBERED BALANCE	PRE-ENCUMBERED AMOUNT
233 Division Of Engineering										
2026	302	233	7100	807,470.00	807,470.00	39,643.99	767,826.01	.00	767,826.01	.00
2026	302	233	7200	559,840.00	553,340.00	30,246.23	523,093.77	29,291.10	493,802.67	.00
2026	302	233	7300	82,340.00	88,840.00	5,358.96	83,481.04	6,784.17	76,696.87	.00
2026	302	233	7400	41,150.00	41,150.00	5,959.11	35,190.89	4,872.36	30,318.53	.00
2026	302	233	7500	84,430.00	84,430.00	12,962.85	71,467.15	.00	71,467.15	.00
DIVISION TOTALS:				1,575,230.00	1,575,230.00	94,171.14	1,481,058.86	40,947.63	1,440,111.23	.00
238 Division Of Traffic Services										
2026	302	238	7100	2,835,550.00	2,835,550.00	539,366.61	2,296,183.39	.00	2,296,183.39	.00
2026	302	238	7200	223,260.00	223,260.00	67,781.84	155,478.16	148,976.22	6,501.94	.00
2026	302	238	7300	191,700.00	191,700.00	56,487.22	135,212.78	88,237.20	46,975.58	16,380.00
2026	302	238	7500	1,014,600.00	1,014,600.00	244,045.78	770,554.22	.00	770,554.22	.00
DIVISION TOTALS:				4,265,110.00	4,265,110.00	907,681.45	3,357,428.55	237,213.42	3,120,215.13	16,380.00
239 Division Of Traffic Engineer										
2026	302	239	7100	1,682,070.00	1,682,070.00	370,902.58	1,311,167.42	.00	1,311,167.42	.00
2026	302	239	7200	189,430.00	189,430.00	12,529.25	176,900.75	100,000.00	76,900.75	.00
2026	302	239	7300	7,100.00	7,100.00	980.85	6,119.15	2,435.02	3,684.13	.00
2026	302	239	7400	41,700.00	41,700.00	11,084.26	30,615.74	1,625.74	28,990.00	.00
2026	302	239	7500	611,810.00	611,810.00	161,627.39	450,182.61	.00	450,182.61	.00
DIVISION TOTALS:				2,532,110.00	2,532,110.00	557,124.33	1,974,985.67	104,060.76	1,870,924.91	.00
DEPARTMENT TOTALS:				13,538,350.00	13,538,350.00	2,526,628.77	11,011,721.23	443,652.52	10,568,068.71	16,380.00
PERCENT EXPENDED:				18.7	PERCENT EXPENDED AND ENCUMBERED:					
								21.9		
250 Dept Of Public Services										
251 Office Of The Director										
2026	302	251	7100	87,310.00	87,310.00	9,552.58	77,757.42	.00	77,757.42	.00
2026	302	251	7200	35,080.00	35,080.00	454.04	34,625.96	.00	34,625.96	.00
2026	302	251	7300	10,930.00	10,930.00	.00	10,930.00	.00	10,930.00	.00
2026	302	251	7400	4,230.00	4,230.00	.00	4,230.00	.00	4,230.00	.00
2026	302	251	7500	37,920.00	37,920.00	3,060.88	34,859.12	.00	34,859.12	.00
DIVISION TOTALS:				175,470.00	175,470.00	13,067.50	162,402.50	.00	162,402.50	.00
252 Traffic And Road Operations										
2026	302	252	7100	159,730.00	159,730.00	70,780.75	88,949.25	.00	88,949.25	.00
2026	302	252	7200	418,710.00	418,710.00	4,131.99	414,578.01	.00	414,578.01	.00
2026	302	252	7300	128,120.00	128,120.00	.00	128,120.00	.00	128,120.00	.00
2026	302	252	7500	63,820.00	63,820.00	30,119.87	33,700.13	.00	33,700.13	.00
DIVISION TOTALS:				770,380.00	770,380.00	105,032.61	665,347.39	.00	665,347.39	.00
255 Div Of City Facility Mgmt										
2026	302	255	7100	2,115,090.00	2,115,090.00	517,915.84	1,597,174.16	.00	1,597,174.16	.00
2026	302	255	7200	334,620.00	334,620.00	104,349.90	230,270.10	213,662.19	16,607.91	.00
2026	302	255	7300	474,450.00	474,450.00	85,822.60	388,627.40	36,828.19	351,799.21	.00
2026	302	255	7400	58,950.00	58,950.00	2,639.54	56,310.46	6,741.86	49,568.60	.00
2026	302	255	7500	795,370.00	795,370.00	235,205.12	560,164.88	.00	560,164.88	.00
DIVISION TOTALS:				3,778,480.00	3,778,480.00	945,933.00	2,832,547.00	257,232.24	2,575,314.76	.00
DEPARTMENT TOTALS:				4,724,330.00	4,724,330.00	1,064,033.11	3,660,296.89	257,232.24	3,403,064.65	.00
PERCENT EXPENDED:				22.5	PERCENT EXPENDED AND ENCUMBERED:					
								28.0		

302 281
 RUN DATE: 10/11/2025
 RUN TIME: 08.05.14

CITY OF CINCINNATI - DEPARTMENT OF FINANCE
 DIVISION OF ACCOUNTS AND AUDITS
 STATEMENT OF BALANCES
 APPROPRIATED FUNDS
 AS OF 09 / 30 / 2025

PGM ID: CFSFA104
 PAGE: 67

FY	FND	AGY	OBJT	ORIGINAL AUTHORIZATION	ADJUSTED AUTHORIZATION	EXPENDITURES AMOUNT	UNEXPENDED BALANCE	ENCUMBRANCE AMOUNT	UNENCUMBERED BALANCE	PRE-ENCUMBERED AMOUNT
280										
281 Economic Inclusion										
2026	302	281	7100	209,980.00	209,980.00	21,328.22	188,651.78	.00	188,651.78	.00
2026	302	281	7500	61,140.00	61,140.00	9,471.40	51,668.60	.00	51,668.60	.00
DIVISION TOTALS:				271,120.00	271,120.00	30,799.62	240,320.38	.00	240,320.38	.00
DEPARTMENT TOTALS:				271,120.00	271,120.00	30,799.62	240,320.38	.00	240,320.38	.00
PERCENT EXPENDED:				11.4	PERCENT EXPENDED AND ENCUMBERED: 11.4					
910 Employee Benefits										
911 Contribution To City Pension										
2026	302	911	7500	104,780.00	104,780.00	104,780.00	.00	.00	.00	.00
DIVISION TOTALS:				104,780.00	104,780.00	104,780.00	.00	.00	.00	.00
919 Public Employee Assistance										
2026	302	919	7500	26,000.00	26,000.00	24,766.23	1,233.77	.00	1,233.77	.00
DIVISION TOTALS:				26,000.00	26,000.00	24,766.23	1,233.77	.00	1,233.77	.00
DEPARTMENT TOTALS:				130,780.00	130,780.00	129,546.23	1,233.77	.00	1,233.77	.00
PERCENT EXPENDED:				99.1	PERCENT EXPENDED AND ENCUMBERED: 99.1					
920 Employee Benefits (Cont)										
921 Workers' Comp Insurance										
2026	302	921	7500	230,920.00	230,920.00	.00	230,920.00	.00	230,920.00	.00
DIVISION TOTALS:				230,920.00	230,920.00	.00	230,920.00	.00	230,920.00	.00
924 Lump Sum Payment										
2026	302	924	7100	150,000.00	150,000.00	.00	150,000.00	.00	150,000.00	.00
DIVISION TOTALS:				150,000.00	150,000.00	.00	150,000.00	.00	150,000.00	.00
DEPARTMENT TOTALS:				380,920.00	380,920.00	.00	380,920.00	.00	380,920.00	.00
PERCENT EXPENDED:				.0	PERCENT EXPENDED AND ENCUMBERED: .0					
940 Govt'Al & Prof'Al Services										
944 General Fund Overhead										
2026	302	944	7100	15,190.00	15,190.00	15,190.00	.00	.00	.00	.00
2026	302	944	7200	1,464,560.00	1,464,560.00	.00	1,464,560.00	.00	1,464,560.00	.00
DIVISION TOTALS:				1,479,750.00	1,479,750.00	15,190.00	1,464,560.00	.00	1,464,560.00	.00
DEPARTMENT TOTALS:				1,479,750.00	1,479,750.00	15,190.00	1,464,560.00	.00	1,464,560.00	.00
PERCENT EXPENDED:				1.0	PERCENT EXPENDED AND ENCUMBERED: 1.0					
990 Reserve For Contingencies										
990 Reserve For Contingencies										
2026	302	990	7200	300,000.00	300,000.00	.00	300,000.00	.00	300,000.00	.00
DIVISION TOTALS:				300,000.00	300,000.00	.00	300,000.00	.00	300,000.00	.00
DEPARTMENT TOTALS:				300,000.00	300,000.00	.00	300,000.00	.00	300,000.00	.00
PERCENT EXPENDED:				.0	PERCENT EXPENDED AND ENCUMBERED: .0					

303 134
RUN DATE: 10/11/2025
RUN TIME: 08.05.14

CITY OF CINCINNATI - DEPARTMENT OF FINANCE
DIVISION OF ACCOUNTS AND AUDITS
STATEMENT OF BALANCES
APPROPRIATED FUNDS
AS OF 09 / 30 / 2025

PGM ID: CFSFA104
PAGE: 68

FY	FND	AGY	OBJT	ORIGINAL AUTHORIZATION	ADJUSTED AUTHORIZATION	EXPENDITURES AMOUNT	UNEXPENDED BALANCE	ENCUMBRANCE AMOUNT	UNENCUMBERED BALANCE	PRE-ENCUMBERED AMOUNT
303 Parking Meter FUND										
130 Department Of Finance										
134 Finance, Treasury										
2026	303	134	7100	17,950.00	17,950.00	.00	17,950.00	.00	17,950.00	.00
2026	303	134	7500	8,370.00	8,370.00	.00	8,370.00	.00	8,370.00	.00
DIVISION TOTALS:				26,320.00	26,320.00	.00	26,320.00	.00	26,320.00	.00
DEPARTMENT TOTALS:				26,320.00	26,320.00	.00	26,320.00	.00	26,320.00	.00
PERCENT EXPENDED:				.0	PERCENT EXPENDED AND ENCUMBERED:			.0		
240 Dept. Of Enterprise Services										
248 Div Of Parking Facilities										
2026	303	248	7100	1,899,460.00	1,899,460.00	472,191.51	1,427,268.49	.00	1,427,268.49	.00
2026	303	248	7200	1,781,920.00	1,781,920.00	386,204.95	1,395,715.05	668,067.91	727,647.14	.00
2026	303	248	7300	179,050.00	179,050.00	18,665.20	160,384.80	48,335.69	112,049.11	.00
2026	303	248	7400	67,820.00	67,820.00	61,348.98	6,471.02	732.19	5,738.83	60,000.00
2026	303	248	7500	868,680.00	868,680.00	210,005.38	658,674.62	.00	658,674.62	.00
DIVISION TOTALS:				4,796,930.00	4,796,930.00	1,148,416.02	3,648,513.98	717,135.79	2,931,378.19	60,000.00
DEPARTMENT TOTALS:				4,796,930.00	4,796,930.00	1,148,416.02	3,648,513.98	717,135.79	2,931,378.19	60,000.00
PERCENT EXPENDED:				23.9	PERCENT EXPENDED AND ENCUMBERED:			38.9		
910 Employee Benefits										
911 Contribution To City Pension										
2026	303	911	7500	33,210.00	33,210.00	33,210.00	.00	.00	.00	.00
DIVISION TOTALS:				33,210.00	33,210.00	33,210.00	.00	.00	.00	.00
919 Public Employee Assistance										
2026	303	919	7500	3,900.00	3,900.00	3,900.00	.00	.00	.00	.00
DIVISION TOTALS:				3,900.00	3,900.00	3,900.00	.00	.00	.00	.00
DEPARTMENT TOTALS:				37,110.00	37,110.00	37,110.00	.00	.00	.00	.00
PERCENT EXPENDED:				100.0	PERCENT EXPENDED AND ENCUMBERED:			100.0		
920 Employee Benefits (Cont)										
921 Workers' Comp Insurance										
2026	303	921	7500	33,840.00	33,840.00	.00	33,840.00	.00	33,840.00	.00
DIVISION TOTALS:				33,840.00	33,840.00	.00	33,840.00	.00	33,840.00	.00
DEPARTMENT TOTALS:				33,840.00	33,840.00	.00	33,840.00	.00	33,840.00	.00
PERCENT EXPENDED:				.0	PERCENT EXPENDED AND ENCUMBERED:			.0		
940 Govt'Al & Prof'Al Services										
944 General Fund Overhead										
2026	303	944	7100	4,540.00	4,540.00	4,540.00	.00	.00	.00	.00
2026	303	944	7200	214,570.00	214,570.00	.00	214,570.00	.00	214,570.00	.00
DIVISION TOTALS:				219,110.00	219,110.00	4,540.00	214,570.00	.00	214,570.00	.00
DEPARTMENT TOTALS:				219,110.00	219,110.00	4,540.00	214,570.00	.00	214,570.00	.00
PERCENT EXPENDED:				2.1	PERCENT EXPENDED AND ENCUMBERED:			2.1		

306 238
RUN DATE: 10/11/2025
RUN TIME: 08.05.14

CITY OF CINCINNATI - DEPARTMENT OF FINANCE
DIVISION OF ACCOUNTS AND AUDITS
STATEMENT OF BALANCES
APPROPRIATED FUNDS
AS OF 09 / 30 / 2025

PGM ID: CFSFA104
PAGE: 69

Attachment 4

FY	FND	AGY	OBJT	ORIGINAL AUTHORIZATION	ADJUSTED AUTHORIZATION	EXPENDITURES AMOUNT	UNEXPENDED BALANCE	ENCUMBRANCE AMOUNT	UNENCUMBERED BALANCE	PRE-ENCUMBERED AMOUNT
306 Municipal Motor Vehicle Lic Tx FUND										
230 Dept Of Transportation & Engin										
238 Division of Traffic Services										
2026	306	238	7100	161,530.00	161,530.00	36,811.39	124,718.61	.00	124,718.61	.00
2026	306	238	7300	35,000.00	35,000.00	.00	35,000.00	.00	35,000.00	.00
2026	306	238	7500	63,580.00	63,580.00	16,461.43	47,118.57	.00	47,118.57	.00
DIVISION TOTALS:				260,110.00	260,110.00	53,272.82	206,837.18	.00	206,837.18	.00
DEPARTMENT TOTALS:				260,110.00	260,110.00	53,272.82	206,837.18	.00	206,837.18	.00
PERCENT EXPENDED: 20.5				PERCENT EXPENDED AND ENCUMBERED:			20.5			
250 Dept Of Public Services										
251 Office Of The Director										
2026	306	251	7100	55,390.00	55,390.00	.00	55,390.00	.00	55,390.00	.00
2026	306	251	7500	24,610.00	24,610.00	.00	24,610.00	.00	24,610.00	.00
DIVISION TOTALS:				80,000.00	80,000.00	.00	80,000.00	.00	80,000.00	.00
252 Traffic And Road Operations										
2026	306	252	7100	1,785,610.00	1,785,610.00	320,396.24	1,465,213.76	.00	1,465,213.76	.00
2026	306	252	7200	862,140.00	862,140.00	61,263.23	800,876.77	117,902.45	682,974.32	.00
2026	306	252	7300	1,121,060.00	1,121,060.00	40,965.02	1,080,094.98	40,326.71	1,039,768.27	.00
2026	306	252	7400	10,760.00	10,760.00	2,011.24	8,748.76	6,708.04	2,040.72	.00
2026	306	252	7500	720,060.00	720,060.00	144,704.42	575,355.58	.00	575,355.58	.00
DIVISION TOTALS:				4,499,630.00	4,499,630.00	569,340.15	3,930,289.85	164,937.20	3,765,352.65	.00
DEPARTMENT TOTALS:				4,579,630.00	4,579,630.00	569,340.15	4,010,289.85	164,937.20	3,845,352.65	.00
PERCENT EXPENDED: 12.4				PERCENT EXPENDED AND ENCUMBERED:			16.0			
910 Employee Benefits										
911 Contribution To City Pension										
2026	306	911	7500	20,020.00	20,020.00	20,020.00	.00	.00	.00	.00
DIVISION TOTALS:				20,020.00	20,020.00	20,020.00	.00	.00	.00	.00
919 Public Employee Assistance										
2026	306	919	7500	3,700.00	3,700.00	3,310.75	389.25	.00	389.25	.00
DIVISION TOTALS:				3,700.00	3,700.00	3,310.75	389.25	.00	389.25	.00
DEPARTMENT TOTALS:				23,720.00	23,720.00	23,330.75	389.25	.00	389.25	.00
PERCENT EXPENDED: 98.4				PERCENT EXPENDED AND ENCUMBERED:			98.4			
920 Employee Benefits (Cont)										
921 Workers' Comp Insurance										
2026	306	921	7500	32,810.00	32,810.00	.00	32,810.00	.00	32,810.00	.00
DIVISION TOTALS:				32,810.00	32,810.00	.00	32,810.00	.00	32,810.00	.00
DEPARTMENT TOTALS:				32,810.00	32,810.00	.00	32,810.00	.00	32,810.00	.00
PERCENT EXPENDED: .0				PERCENT EXPENDED AND ENCUMBERED:			.0			

306 944
RUN DATE: 10/11/2025
RUN TIME: 08.05.14

CITY OF CINCINNATI - DEPARTMENT OF FINANCE
DIVISION OF ACCOUNTS AND AUDITS
STATEMENT OF BALANCES
APPROPRIATED FUNDS
AS OF 09 / 30 / 2025

PGM ID: CFSFA104
PAGE: 70

Attachment 4

FY	FND	AGY	OBJT	ORIGINAL AUTHORIZATION	ADJUSTED AUTHORIZATION	EXPENDITURES AMOUNT	UNEXPENDED BALANCE	ENCUMBRANCE AMOUNT	UNENCUMBERED BALANCE	PRE-ENCUMBERED AMOUNT
940 Govt'Al & Prof'Al Services										
944 General Fund Overhead										
2026	306	944	7100	3,120.00	3,120.00	3,120.00	.00	.00	.00	.00
2026	306	944	7200	208,090.00	208,090.00	.00	208,090.00	.00	208,090.00	.00
DIVISION TOTALS:				211,210.00	211,210.00	3,120.00	208,090.00	.00	208,090.00	.00
DEPARTMENT TOTALS:				211,210.00	211,210.00	3,120.00	208,090.00	.00	208,090.00	.00
PERCENT EXPENDED:				1.5	PERCENT EXPENDED AND ENCUMBERED: 1.5					
 318 Sawyer Point FUND										
200 Department Of Parks										
202 Parks, Operations & Facility Mgmt										
2026	318	202	7100	578,420.00	578,420.00	39,130.27	539,289.73	.00	539,289.73	.00
2026	318	202	7200	215,790.00	236,397.00	20,493.43	215,903.57	46,106.18	169,797.39	.00
2026	318	202	7300	272,070.00	251,463.00	54,049.67	197,413.33	94,155.90	103,257.43	.00
2026	318	202	7400	43,810.00	43,810.00	13,976.62	29,833.38	2,637.93	27,195.45	.00
2026	318	202	7500	133,750.00	133,750.00	11,279.99	122,470.01	.00	122,470.01	.00
DIVISION TOTALS:				1,243,840.00	1,243,840.00	138,929.98	1,104,910.02	142,900.01	962,010.01	.00
 203 Parks, Adm & Program Services										
2026	318	203	7200	6,240.00	6,240.00	.00	6,240.00	.00	6,240.00	.00
2026	318	203	7400	10,400.00	10,400.00	7,022.45	3,377.55	.00	3,377.55	.00
DIVISION TOTALS:				16,640.00	16,640.00	7,022.45	9,617.55	.00	9,617.55	.00
DEPARTMENT TOTALS:				1,260,480.00	1,260,480.00	145,952.43	1,114,527.57	142,900.01	971,627.56	.00
PERCENT EXPENDED:				11.6	PERCENT EXPENDED AND ENCUMBERED: 22.9					
 910 Employee Benefits										
919 Public Employee Assistance										
2026	318	919	7500	1,100.00	1,100.00	280.29	819.71	.00	819.71	.00
DIVISION TOTALS:				1,100.00	1,100.00	280.29	819.71	.00	819.71	.00
DEPARTMENT TOTALS:				1,100.00	1,100.00	280.29	819.71	.00	819.71	.00
PERCENT EXPENDED:				25.5	PERCENT EXPENDED AND ENCUMBERED: 25.5					
 920 Employee Benefits (Cont)										
921 Workers' Comp Insurance										
2026	318	921	7500	9,100.00	9,100.00	.00	9,100.00	.00	9,100.00	.00
DIVISION TOTALS:				9,100.00	9,100.00	.00	9,100.00	.00	9,100.00	.00
DEPARTMENT TOTALS:				9,100.00	9,100.00	.00	9,100.00	.00	9,100.00	.00
PERCENT EXPENDED:				.0	PERCENT EXPENDED AND ENCUMBERED: .0					
 940 Govt'Al & Prof'Al Services										
944 General Fund Overhead										
2026	318	944	7200	57,680.00	57,680.00	.00	57,680.00	.00	57,680.00	.00
DIVISION TOTALS:				57,680.00	57,680.00	.00	57,680.00	.00	57,680.00	.00
DEPARTMENT TOTALS:				57,680.00	57,680.00	.00	57,680.00	.00	57,680.00	.00
PERCENT EXPENDED:				.0	PERCENT EXPENDED AND ENCUMBERED: .0					

323 191
RUN DATE: 10/11/2025
RUN TIME: 08.05.14

CITY OF CINCINNATI - DEPARTMENT OF FINANCE
DIVISION OF ACCOUNTS AND AUDITS
STATEMENT OF BALANCES
APPROPRIATED FUNDS
AS OF 09 / 30 / 2025

PGM ID: CFSFA104
PAGE: 71

Attachment 4

FY	FND	AGY	OBJT	ORIGINAL AUTHORIZATION	ADJUSTED AUTHORIZATION	EXPENDITURES AMOUNT	UNEXPENDED BALANCE	ENCUMBRANCE AMOUNT	UNENCUMBERED BALANCE	PRE-ENCUMBERED AMOUNT
323 Recreation Special Activities FUND										
190 Dept Of Public Recreation										
191 Recreation West Region										
2026	323	191	7100	816,450.00	816,450.00	261,906.16	554,543.84	.00	554,543.84	.00
2026	323	191	7200	186,950.00	168,950.00	49,412.90	119,537.10	50,160.98	69,376.12	.00
2026	323	191	7300	115,260.00	115,260.00	20,287.38	94,972.62	.00	94,972.62	.00
2026	323	191	7400	.00	18,000.00	10,521.58	7,478.42	.00	7,478.42	.00
2026	323	191	7500	51,190.00	51,190.00	12,952.30	38,237.70	.00	38,237.70	.00
DIVISION TOTALS:				1,169,850.00	1,169,850.00	355,080.32	814,769.68	50,160.98	764,608.70	.00
192 Recreation East Region										
2026	323	192	7100	1,272,380.00	1,272,380.00	363,643.42	908,736.58	.00	908,736.58	.00
2026	323	192	7200	189,020.00	173,220.00	77,041.15	96,178.85	49,223.31	46,955.54	.00
2026	323	192	7300	142,930.00	142,930.00	20,738.17	122,191.83	.00	122,191.83	.00
2026	323	192	7400	1,150.00	16,950.00	9,327.73	7,622.27	.00	7,622.27	.00
2026	323	192	7500	57,720.00	57,720.00	19,765.53	37,954.47	.00	37,954.47	.00
DIVISION TOTALS:				1,663,200.00	1,663,200.00	490,516.00	1,172,684.00	49,223.31	1,123,460.69	.00
193 Recreation Central Region										
2026	323	193	7100	1,007,230.00	1,007,230.00	345,779.47	661,450.53	.00	661,450.53	.00
2026	323	193	7200	235,390.00	214,390.00	80,585.79	133,804.21	71,488.90	62,315.31	.00
2026	323	193	7300	179,940.00	179,940.00	19,260.85	160,679.15	548.54	160,130.61	.00
2026	323	193	7400	2,980.00	23,980.00	14,271.98	9,708.02	3,167.09	6,540.93	.00
2026	323	193	7500	45,900.00	45,900.00	18,074.54	27,825.46	.00	27,825.46	.00
DIVISION TOTALS:				1,471,440.00	1,471,440.00	477,972.63	993,467.37	75,204.53	918,262.84	.00
197 Recreation Athletics										
2026	323	197	7100	495,030.00	495,030.00	82,137.28	412,892.72	.00	412,892.72	.00
2026	323	197	7200	383,500.00	383,500.00	106,393.76	277,106.24	143,756.12	133,350.12	.00
2026	323	197	7300	158,760.00	158,760.00	57,080.18	101,679.82	83.60	101,596.22	.00
2026	323	197	7400	108,290.00	108,290.00	2,510.44	105,779.56	6,500.00	99,279.56	.00
2026	323	197	7500	44,010.00	44,010.00	4,326.14	39,683.86	.00	39,683.86	.00
DIVISION TOTALS:				1,189,590.00	1,189,590.00	252,447.80	937,142.20	150,339.72	786,802.48	.00
199 Recreation Administration										
2026	323	199	7100	2,190.00	2,190.00	-107,816.96	110,006.96	.00	110,006.96	.00
2026	323	199	7200	248,490.00	248,490.00	1,723.56	246,766.44	17,320.00	229,446.44	.00
2026	323	199	7300	35,430.00	35,430.00	.00	35,430.00	.00	35,430.00	28,249.40
2026	323	199	7400	165,840.00	165,840.00	31,198.00	134,642.00	.00	134,642.00	.00
2026	323	199	7500	180.00	180.00	.00	180.00	.00	180.00	.00
2026	323	199	7600	14,140.00	14,140.00	.00	14,140.00	.00	14,140.00	.00
DIVISION TOTALS:				466,270.00	466,270.00	-74,895.40	541,165.40	17,320.00	523,845.40	28,249.40
DEPARTMENT TOTALS:				5,960,350.00	5,960,350.00	1,501,121.35	4,459,228.65	342,248.54	4,116,980.11	28,249.40
PERCENT EXPENDED:				25.2	PERCENT EXPENDED AND ENCUMBERED:			30.9		
910 Employee Benefits										
919 Public Employee Assistance										
2026	323	919	7500	6,600.00	6,600.00	6,600.00	.00	.00	.00	.00
DIVISION TOTALS:				6,600.00	6,600.00	6,600.00	.00	.00	.00	.00
DEPARTMENT TOTALS:				6,600.00	6,600.00	6,600.00	.00	.00	.00	.00
PERCENT EXPENDED:				100.0	PERCENT EXPENDED AND ENCUMBERED:			100.0		

323 921
 RUN DATE: 10/11/2025
 RUN TIME: 08.05.14

CITY OF CINCINNATI - DEPARTMENT OF FINANCE
 DIVISION OF ACCOUNTS AND AUDITS
 STATEMENT OF BALANCES
 APPROPRIATED FUNDS
 AS OF 09 / 30 / 2025

PGM ID: CFSFA104
 PAGE: 72

FY	FND	AGY	OBJT	ORIGINAL AUTHORIZATION	ADJUSTED AUTHORIZATION	EXPENDITURES AMOUNT	UNEXPENDED BALANCE	ENCUMBRANCE AMOUNT	UNENCUMBERED BALANCE	PRE-ENCUMBERED AMOUNT
920 Employee Benefits (Cont)										
921 Workers' Comp Insurance										
2026	323	921	7500	58,050.00	58,050.00	.00	58,050.00	.00	58,050.00	.00
DIVISION TOTALS:				58,050.00	58,050.00	.00	58,050.00	.00	58,050.00	.00
DEPARTMENT TOTALS:				58,050.00	58,050.00	.00	58,050.00	.00	58,050.00	.00
PERCENT EXPENDED:				.0	PERCENT EXPENDED AND ENCUMBERED:		.0			
940 Govt'Al & Prof'Al Services										
944 General Fund Overhead										
2026	323	944	7200	368,140.00	368,140.00	.00	368,140.00	.00	368,140.00	.00
DIVISION TOTALS:				368,140.00	368,140.00	.00	368,140.00	.00	368,140.00	.00
DEPARTMENT TOTALS:				368,140.00	368,140.00	.00	368,140.00	.00	368,140.00	.00
PERCENT EXPENDED:				.0	PERCENT EXPENDED AND ENCUMBERED:		.0			
329 Cincinnati Riverfront Park FUND										
200 Department Of Parks										
202 Parks, Operations & Facility Mgmt										
2026	329	202	7100	798,330.00	798,330.00	.00	798,330.00	.00	798,330.00	.00
2026	329	202	7200	276,750.00	281,726.00	2,265.00	279,461.00	48,720.20	230,740.80	23,760.00
2026	329	202	7300	98,970.00	93,994.00	18,390.51	75,603.49	59,256.27	16,347.22	.00
2026	329	202	7400	30,600.00	30,600.00	13,690.00	16,910.00	.00	16,910.00	.00
2026	329	202	7500	370,450.00	370,450.00	.00	370,450.00	.00	370,450.00	.00
DIVISION TOTALS:				1,575,100.00	1,575,100.00	34,345.51	1,540,754.49	107,976.47	1,432,778.02	23,760.00
203 Parks, Adm & Program Services										
2026	329	203	7200	7,280.00	7,280.00	.00	7,280.00	.00	7,280.00	.00
2026	329	203	7400	10,400.00	10,400.00	6,326.28	4,073.72	.00	4,073.72	.00
DIVISION TOTALS:				17,680.00	17,680.00	6,326.28	11,353.72	.00	11,353.72	.00
DEPARTMENT TOTALS:				1,592,780.00	1,592,780.00	40,671.79	1,552,108.21	107,976.47	1,444,131.74	23,760.00
PERCENT EXPENDED:				2.6	PERCENT EXPENDED AND ENCUMBERED:		9.3			
910 Employee Benefits										
919 Public Employee Assistance										
2026	329	919	7500	1,500.00	1,500.00	.00	1,500.00	.00	1,500.00	.00
DIVISION TOTALS:				1,500.00	1,500.00	.00	1,500.00	.00	1,500.00	.00
DEPARTMENT TOTALS:				1,500.00	1,500.00	.00	1,500.00	.00	1,500.00	.00
PERCENT EXPENDED:				.0	PERCENT EXPENDED AND ENCUMBERED:		.0			
920 Employee Benefits (Cont)										
921 Workers' Comp Insurance										
2026	329	921	7500	13,270.00	13,270.00	.00	13,270.00	.00	13,270.00	.00
DIVISION TOTALS:				13,270.00	13,270.00	.00	13,270.00	.00	13,270.00	.00
DEPARTMENT TOTALS:				13,270.00	13,270.00	.00	13,270.00	.00	13,270.00	.00
PERCENT EXPENDED:				.0	PERCENT EXPENDED AND ENCUMBERED:		.0			

329 944
 RUN DATE: 10/11/2025
 RUN TIME: 08.05.14

CITY OF CINCINNATI - DEPARTMENT OF FINANCE
 DIVISION OF ACCOUNTS AND AUDITS
 STATEMENT OF BALANCES
 APPROPRIATED FUNDS
 AS OF 09 / 30 / 2025

PGM ID: CFSFA104
 PAGE: 73

FY	FND	AGY	OBJT	ORIGINAL AUTHORIZATION	ADJUSTED AUTHORIZATION	EXPENDITURES AMOUNT	UNEXPENDED BALANCE	ENCUMBRANCE AMOUNT	UNENCUMBERED BALANCE	PRE-ENCUMBERED AMOUNT
940 Govt'Al & Prof'Al Services										
944 General Fund Overhead										
2026	329	944	7200	84,150.00	84,150.00	.00	84,150.00	.00	84,150.00	.00
DIVISION TOTALS:				84,150.00	84,150.00	.00	84,150.00	.00	84,150.00	.00
DEPARTMENT TOTALS:				84,150.00	84,150.00	.00	84,150.00	.00	84,150.00	.00
PERCENT EXPENDED:				.0	PERCENT EXPENDED AND ENCUMBERED:					
								.0		
347 Hazard Abatement Fund FUND										
210 Dept Of Bldgs & Inspections										
211 Bldg & Inspections, Director										
2026	347	211	7200	100,000.00	100,000.00	.00	100,000.00	.00	100,000.00	.00
DIVISION TOTALS:				100,000.00	100,000.00	.00	100,000.00	.00	100,000.00	.00
212 Bldg & Inspections, Licenses & Permits										
2026	347	212	7100	434,320.00	434,320.00	.00	434,320.00	.00	434,320.00	.00
2026	347	212	7200	50,260.00	50,260.00	13,688.78	36,571.22	31,250.00	5,321.22	.00
2026	347	212	7300	10,430.00	10,430.00	.00	10,430.00	.00	10,430.00	.00
2026	347	212	7500	202,260.00	202,260.00	.00	202,260.00	.00	202,260.00	.00
DIVISION TOTALS:				697,270.00	697,270.00	13,688.78	683,581.22	31,250.00	652,331.22	.00
DEPARTMENT TOTALS:				797,270.00	797,270.00	13,688.78	783,581.22	31,250.00	752,331.22	.00
PERCENT EXPENDED:				1.7	PERCENT EXPENDED AND ENCUMBERED:					
								5.6		
910 Employee Benefits										
919 Public Employee Assistance										
2026	347	919	7500	900.00	900.00	.00	900.00	.00	900.00	.00
DIVISION TOTALS:				900.00	900.00	.00	900.00	.00	900.00	.00
DEPARTMENT TOTALS:				900.00	900.00	.00	900.00	.00	900.00	.00
PERCENT EXPENDED:				.0	PERCENT EXPENDED AND ENCUMBERED:					
								.0		
364 911 Cell Phone Fees FUND										
090 Enterprise Technology Solution										
091 Enterprise Technology Solutions										
2026	364	091	7200	21,250.00	21,250.00	2,042.50	19,207.50	.00	19,207.50	.00
DIVISION TOTALS:				21,250.00	21,250.00	2,042.50	19,207.50	.00	19,207.50	.00
DEPARTMENT TOTALS:				21,250.00	21,250.00	2,042.50	19,207.50	.00	19,207.50	.00
PERCENT EXPENDED:				9.6	PERCENT EXPENDED AND ENCUMBERED:					
								9.6		
100 Office Of The City Manager										
103 Emergency Communications										
2026	364	103	7100	662,780.00	662,780.00	.00	662,780.00	.00	662,780.00	.00
2026	364	103	7200	216,070.00	216,070.00	6,918.27	209,151.73	3,825.00	205,326.73	.00
2026	364	103	7300	129,300.00	129,300.00	.00	129,300.00	.00	129,300.00	.00
2026	364	103	7400	299,130.00	299,130.00	292,068.95	7,061.05	.00	7,061.05	.00
2026	364	103	7500	283,480.00	283,480.00	.00	283,480.00	.00	283,480.00	.00
DIVISION TOTALS:				1,590,760.00	1,590,760.00	298,987.22	1,291,772.78	3,825.00	1,287,947.78	.00
DEPARTMENT TOTALS:				1,590,760.00	1,590,760.00	298,987.22	1,291,772.78	3,825.00	1,287,947.78	.00
PERCENT EXPENDED:				18.8	PERCENT EXPENDED AND ENCUMBERED:					
								19.0		

377 253
 RUN DATE: 10/11/2025
 RUN TIME: 08.05.14

CITY OF CINCINNATI - DEPARTMENT OF FINANCE
 DIVISION OF ACCOUNTS AND AUDITS
 STATEMENT OF BALANCES
 APPROPRIATED FUNDS
 AS OF 09 / 30 / 2025

PGM ID: CFSFA104
 PAGE: 74

FY	FND	AGY	OBJT	ORIGINAL AUTHORIZATION	ADJUSTED AUTHORIZATION	EXPENDITURES AMOUNT	UNEXPENDED BALANCE	ENCUMBRANCE AMOUNT	UNENCUMBERED BALANCE	PRE-ENCUMBERED AMOUNT
377 Safe & Clean FUND										
250 Dept Of Public Services										
253 Div Of Neighborhood Operations										
2026	377	253	7200	50,000.00	50,000.00	.00	50,000.00	.00	50,000.00	.00
DIVISION TOTALS:				50,000.00	50,000.00	.00	50,000.00	.00	50,000.00	.00
DEPARTMENT TOTALS:				50,000.00	50,000.00	.00	50,000.00	.00	50,000.00	.00
PERCENT EXPENDED:				.0	PERCENT EXPENDED AND ENCUMBERED:			.0		
395 Community Health Center FUND										
260 Department Of Public Health										
264 Primary Health Care - S.P.										
2026	395	264	7100	404,050.00	404,050.00	78,459.89	325,590.11	.00	325,590.11	.00
2026	395	264	7200	770.00	1,770.00	1,401.70	368.30	248.99	119.31	.00
2026	395	264	7300	2,260.00	1,260.00	278.36	981.64	.00	981.64	.00
2026	395	264	7500	159,030.00	159,030.00	38,909.45	120,120.55	.00	120,120.55	.00
DIVISION TOTALS:				566,110.00	566,110.00	119,049.40	447,060.60	248.99	446,811.61	.00
265 Primary Health Care - H.C.										
2026	395	265	7100	9,497,150.00	9,497,150.00	1,887,620.73	7,609,529.27	.00	7,609,529.27	.00
2026	395	265	7200	3,750,380.00	5,650,380.00	489,794.34	5,160,585.66	2,752,641.66	2,407,944.00	.00
2026	395	265	7300	1,734,660.00	1,734,660.00	43,376.49	1,691,283.51	51,840.03	1,639,443.48	.00
2026	395	265	7400	1,424,310.00	1,524,310.00	267,960.68	1,256,349.32	1,356,675.62	-100,326.30	39,434.38
2026	395	265	7500	3,682,130.00	3,682,130.00	838,881.51	2,843,248.49	.00	2,843,248.49	.00
DIVISION TOTALS:				20,088,630.00	22,088,630.00	3,527,633.75	18,560,996.25	4,161,157.31	14,399,838.94	39,434.38
266 School & Adolescent Health										
2026	395	266	7100	5,169,020.00	5,169,020.00	828,056.93	4,340,963.07	.00	4,340,963.07	.00
2026	395	266	7200	606,200.00	506,200.00	36,910.89	469,289.11	439,794.44	29,494.67	.00
2026	395	266	7300	378,820.00	208,820.00	29,733.65	179,086.35	47,867.71	131,218.64	.00
2026	395	266	7400	180,500.00	450,500.00	15,255.33	435,244.67	405,424.67	29,820.00	.00
2026	395	266	7500	2,095,740.00	2,095,740.00	518,263.74	1,577,476.26	.00	1,577,476.26	.00
DIVISION TOTALS:				8,430,280.00	8,430,280.00	1,428,220.54	7,002,059.46	893,086.82	6,108,972.64	.00
DEPARTMENT TOTALS:				29,085,020.00	31,085,020.00	5,074,903.69	26,010,116.31	5,054,493.12	20,955,623.19	39,434.38
PERCENT EXPENDED:				16.3	PERCENT EXPENDED AND ENCUMBERED:			32.6		
910 Employee Benefits										
911 Contribution To City Pension										
2026	395	911	7500	115,160.00	115,160.00	115,160.00	.00	.00	.00	.00
DIVISION TOTALS:				115,160.00	115,160.00	115,160.00	.00	.00	.00	.00
919 Public Employee Assistance										
2026	395	919	7500	27,800.00	27,800.00	25,805.30	1,994.70	.00	1,994.70	.00
DIVISION TOTALS:				27,800.00	27,800.00	25,805.30	1,994.70	.00	1,994.70	.00
DEPARTMENT TOTALS:				142,960.00	142,960.00	140,965.30	1,994.70	.00	1,994.70	.00
PERCENT EXPENDED:				98.6	PERCENT EXPENDED AND ENCUMBERED:			98.6		

395 921
 RUN DATE: 10/11/2025
 RUN TIME: 08.05.14

CITY OF CINCINNATI - DEPARTMENT OF FINANCE
 DIVISION OF ACCOUNTS AND AUDITS
 STATEMENT OF BALANCES
 APPROPRIATED FUNDS
 AS OF 09 / 30 / 2025

PGM ID: CFSFA104
 PAGE: 75

FY	FND	AGY	OBJT	ORIGINAL AUTHORIZATION	ADJUSTED AUTHORIZATION	EXPENDITURES AMOUNT	UNEXPENDED BALANCE	ENCUMBRANCE AMOUNT	UNENCUMBERED BALANCE	PRE-ENCUMBERED AMOUNT
920 Employee Benefits (Cont)										
921 Workers' Comp Insurance										
2026	395	921	7500	247,110.00	247,110.00	.00	247,110.00	.00	247,110.00	.00
DIVISION TOTALS:				247,110.00	247,110.00	.00	247,110.00	.00	247,110.00	.00
DEPARTMENT TOTALS:				247,110.00	247,110.00	.00	247,110.00	.00	247,110.00	.00
PERCENT EXPENDED:				.0	PERCENT EXPENDED AND ENCUMBERED:			.0		
940 Govt'Al & Prof'Al Services										
944 General Fund Overhead										
2026	395	944	7200	1,567,230.00	1,567,230.00	.00	1,567,230.00	.00	1,567,230.00	.00
DIVISION TOTALS:				1,567,230.00	1,567,230.00	.00	1,567,230.00	.00	1,567,230.00	.00
DEPARTMENT TOTALS:				1,567,230.00	1,567,230.00	.00	1,567,230.00	.00	1,567,230.00	.00
PERCENT EXPENDED:				.0	PERCENT EXPENDED AND ENCUMBERED:			.0		
416 Cincinnati Health District FUND										
260 Department Of Public Health										
261 Health, Office Of The Commissioner										
2026	416	261	7100	1,900,780.00	1,900,780.00	340,869.69	1,559,910.31	.00	1,559,910.31	.00
2026	416	261	7200	436,210.00	671,210.00	24,232.56	646,977.44	259,580.23	387,397.21	.00
2026	416	261	7300	72,780.00	72,780.00	7,490.58	65,289.42	2,210.23	63,079.19	.00
2026	416	261	7400	41,770.00	72,160.00	8,655.95	63,504.05	34,716.85	28,787.20	.00
2026	416	261	7500	591,980.00	591,980.00	151,980.24	439,999.76	.00	439,999.76	.00
2026	416	261	7600	3,070.00	3,070.00	.00	3,070.00	.00	3,070.00	.00
DIVISION TOTALS:				3,046,590.00	3,311,980.00	533,229.02	2,778,750.98	296,507.31	2,482,243.67	.00
262 Health, Technical Resources										
2026	416	262	7100	2,062,240.00	2,062,240.00	368,024.84	1,694,215.16	.00	1,694,215.16	.00
2026	416	262	7200	517,730.00	507,730.00	101,582.66	406,147.34	297,741.63	108,405.71	.00
2026	416	262	7300	71,460.00	76,460.00	32,893.14	43,566.86	42,015.07	1,551.79	.00
2026	416	262	7400	3,620.00	8,620.00	3,000.98	5,619.02	5,391.87	227.15	.00
2026	416	262	7500	839,630.00	839,630.00	174,838.18	664,791.82	.00	664,791.82	.00
DIVISION TOTALS:				3,494,680.00	3,494,680.00	680,339.80	2,814,340.20	345,148.57	2,469,191.63	.00
263 Div Of Community Health										
2026	416	263	7100	3,678,320.00	3,678,320.00	857,375.60	2,820,944.40	.00	2,820,944.40	.00
2026	416	263	7200	264,460.00	211,460.00	85,539.96	125,920.04	52,163.07	73,756.97	.00
2026	416	263	7300	36,940.00	36,940.00	12,462.77	24,477.23	722.19	23,755.04	.00
2026	416	263	7400	1,030.00	54,030.00	32,287.12	21,742.88	6,186.68	15,556.20	.00
2026	416	263	7500	1,427,650.00	1,427,650.00	387,545.41	1,040,104.59	.00	1,040,104.59	.00
DIVISION TOTALS:				5,408,400.00	5,408,400.00	1,375,210.86	4,033,189.14	59,071.94	3,974,117.20	.00
264 Primary Health Care - S.P.										
2026	416	264	7100	1,796,750.00	1,796,750.00	321,889.44	1,474,860.56	.00	1,474,860.56	.00
2026	416	264	7200	54,220.00	105,220.00	22,136.84	83,083.16	82,698.99	384.17	.00
2026	416	264	7300	6,870.00	23,870.00	535.01	23,334.99	22,500.00	834.99	.00
2026	416	264	7400	82,430.00	14,430.00	1,216.76	13,213.24	7,533.24	5,680.00	.00
2026	416	264	7500	699,660.00	699,660.00	148,048.41	551,611.59	.00	551,611.59	.00
DIVISION TOTALS:				2,639,930.00	2,639,930.00	493,826.46	2,146,103.54	112,732.23	2,033,371.31	.00

416 265
 RUN DATE: 10/11/2025
 RUN TIME: 08.05.14

CITY OF CINCINNATI - DEPARTMENT OF FINANCE
 DIVISION OF ACCOUNTS AND AUDITS
 STATEMENT OF BALANCES
 APPROPRIATED FUNDS
 AS OF 09 / 30 / 2025

PGM ID: CFSFA104
 PAGE: 76

FY	FND	AGY	OBJT	ORIGINAL AUTHORIZATION	ADJUSTED AUTHORIZATION	EXPENDITURES AMOUNT	UNEXPENDED BALANCE	ENCUMBRANCE AMOUNT	UNENCUMBERED BALANCE	PRE-ENCUMBERED AMOUNT
265 Primary Health Care - H.C.										
2026	416	265	7100	4,503,730.00	4,503,730.00	1,021,578.39	3,482,151.61	.00	3,482,151.61	.00
2026	416	265	7200	27,650.00	25,650.00	1,412.51	24,237.49	342.93	23,894.56	.00
2026	416	265	7300	9,550.00	11,550.00	10,668.59	881.41	.00	881.41	.00
2026	416	265	7400	2,500.00	2,500.00	600.00	1,900.00	.00	1,900.00	.00
2026	416	265	7500	1,560,970.00	1,560,970.00	297,014.17	1,263,955.83	.00	1,263,955.83	.00
DIVISION TOTALS:				6,104,400.00	6,104,400.00	1,331,273.66	4,773,126.34	342.93	4,772,783.41	.00
266 School & Adolescent Health										
2026	416	266	7100	772,410.00	772,410.00	143,346.87	629,063.13	.00	629,063.13	.00
2026	416	266	7200	93,910.00	93,910.00	652.05	93,257.95	.00	93,257.95	.00
2026	416	266	7300	21,800.00	21,800.00	772.67	21,027.33	77.46	20,949.87	.00
2026	416	266	7500	298,690.00	298,690.00	64,933.35	233,756.65	.00	233,756.65	.00
DIVISION TOTALS:				1,186,810.00	1,186,810.00	209,704.94	977,105.06	77.46	977,027.60	.00
DEPARTMENT TOTALS:				21,880,810.00	22,146,200.00	4,623,584.74	17,522,615.26	813,880.44	16,708,734.82	.00
PERCENT EXPENDED:				20.9	PERCENT EXPENDED AND ENCUMBERED:					
								24.6		
910 Employee Benefits										
911 Contribution To City Pension										
2026	416	911	7500	121,810.00	121,810.00	121,810.00	.00	.00	.00	.00
DIVISION TOTALS:				121,810.00	121,810.00	121,810.00	.00	.00	.00	.00
919 Public Employee Assistance										
2026	416	919	7500	28,300.00	28,300.00	25,574.57	2,725.43	.00	2,725.43	.00
DIVISION TOTALS:				28,300.00	28,300.00	25,574.57	2,725.43	.00	2,725.43	.00
DEPARTMENT TOTALS:				150,110.00	150,110.00	147,384.57	2,725.43	.00	2,725.43	.00
PERCENT EXPENDED:				98.2	PERCENT EXPENDED AND ENCUMBERED:					
								98.2		
920 Employee Benefits (Cont)										
921 Workers' Comp Insurance										
2026	416	921	7500	251,060.00	251,060.00	.00	251,060.00	.00	251,060.00	.00
DIVISION TOTALS:				251,060.00	251,060.00	.00	251,060.00	.00	251,060.00	.00
DEPARTMENT TOTALS:				251,060.00	251,060.00	.00	251,060.00	.00	251,060.00	.00
PERCENT EXPENDED:				.0	PERCENT EXPENDED AND ENCUMBERED:					
								.0		
940 Govt'Al & Prof'Al Services										
941 Audit And Examiner's Fees										
2026	416	941	7200	6,000.00	6,000.00	.00	6,000.00	.00	6,000.00	.00
DIVISION TOTALS:				6,000.00	6,000.00	.00	6,000.00	.00	6,000.00	.00
944 General Fund Overhead										
2026	416	944	7100	13,680.00	13,680.00	13,680.00	.00	.00	.00	.00
DIVISION TOTALS:				13,680.00	13,680.00	13,680.00	.00	.00	.00	.00
DEPARTMENT TOTALS:				19,680.00	19,680.00	13,680.00	6,000.00	.00	6,000.00	.00
PERCENT EXPENDED:				69.5	PERCENT EXPENDED AND ENCUMBERED:					
								69.5		

449 108
RUN DATE: 10/11/2025
RUN TIME: 08.05.14

CITY OF CINCINNATI - DEPARTMENT OF FINANCE
DIVISION OF ACCOUNTS AND AUDITS
STATEMENT OF BALANCES
APPROPRIATED FUNDS
AS OF 09 / 30 / 2025

PGM ID: CFSFA104
PAGE: 77

Attachment 4

FY	FND	AGY	OBJT	ORIGINAL AUTHORIZATION	ADJUSTED AUTHORIZATION	EXPENDITURES AMOUNT	UNEXPENDED BALANCE	ENCUMBRANCE AMOUNT	UNENCUMBERED BALANCE	PRE-ENCUMBERED AMOUNT
449 Cinti Area Geographic Info Sys FUND										
100 Office Of The City Manager										
108 Dept of Performance & Data Analytics										
2026	449	108	7100	2,188,800.00	2,188,800.00	400,973.97	1,787,826.03	.00	1,787,826.03	.00
2026	449	108	7200	1,007,730.00	1,007,730.00	57,797.88	949,932.12	.00	949,932.12	.00
2026	449	108	7300	59,420.00	59,420.00	217.76	59,202.24	2,000.00	57,202.24	.00
2026	449	108	7400	1,004,770.00	1,004,770.00	387,501.24	617,268.76	128,309.28	488,959.48	.00
2026	449	108	7500	712,910.00	712,910.00	165,908.82	547,001.18	.00	547,001.18	.00
DIVISION TOTALS:				4,973,630.00	4,973,630.00	1,012,399.67	3,961,230.33	130,309.28	3,830,921.05	.00
DEPARTMENT TOTALS:				4,973,630.00	4,973,630.00	1,012,399.67	3,961,230.33	130,309.28	3,830,921.05	.00
PERCENT EXPENDED:				20.4	PERCENT EXPENDED AND ENCUMBERED: 23.0					
910 Employee Benefits										
911 Contribution To City Pension										
2026	449	911	7500	32,090.00	32,090.00	32,090.00	.00	.00	.00	.00
DIVISION TOTALS:				32,090.00	32,090.00	32,090.00	.00	.00	.00	.00
919 Public Employee Assistance										
2026	449	919	7500	4,100.00	4,100.00	3,613.17	486.83	.00	486.83	.00
DIVISION TOTALS:				4,100.00	4,100.00	3,613.17	486.83	.00	486.83	.00
DEPARTMENT TOTALS:				36,190.00	36,190.00	35,703.17	486.83	.00	486.83	.00
PERCENT EXPENDED:				98.7	PERCENT EXPENDED AND ENCUMBERED: 98.7					
920 Employee Benefits (Cont)										
921 Workers' Comp Insurance										
2026	449	921	7500	36,050.00	36,050.00	.00	36,050.00	.00	36,050.00	.00
DIVISION TOTALS:				36,050.00	36,050.00	.00	36,050.00	.00	36,050.00	.00
DEPARTMENT TOTALS:				36,050.00	36,050.00	.00	36,050.00	.00	36,050.00	.00
PERCENT EXPENDED:				.0	PERCENT EXPENDED AND ENCUMBERED: .0					
940 Govt'Al & Prof'Al Services										
944 General Fund Overhead										
2026	449	944	7200	228,610.00	228,610.00	.00	228,610.00	.00	228,610.00	.00
DIVISION TOTALS:				228,610.00	228,610.00	.00	228,610.00	.00	228,610.00	.00
DEPARTMENT TOTALS:				228,610.00	228,610.00	.00	228,610.00	.00	228,610.00	.00
PERCENT EXPENDED:				.0	PERCENT EXPENDED AND ENCUMBERED: .0					
455 Streetcar Operations FUND										
110 Department Of Law										
111 Civil										
2026	455	111	7100	106,960.00	106,960.00	21,278.61	85,681.39	.00	85,681.39	.00
2026	455	111	7500	46,720.00	46,720.00	9,760.77	36,959.23	.00	36,959.23	.00
DIVISION TOTALS:				153,680.00	153,680.00	31,039.38	122,640.62	.00	122,640.62	.00
DEPARTMENT TOTALS:				153,680.00	153,680.00	31,039.38	122,640.62	.00	122,640.62	.00
PERCENT EXPENDED:				20.2	PERCENT EXPENDED AND ENCUMBERED: 20.2					

455 236
 RUN DATE: 10/11/2025
 RUN TIME: 08.05.14

CITY OF CINCINNATI - DEPARTMENT OF FINANCE
 DIVISION OF ACCOUNTS AND AUDITS
 STATEMENT OF BALANCES
 APPROPRIATED FUNDS
 AS OF 09 / 30 / 2025

PGM ID: CFSFA104
 PAGE: 78

FY	FND	AGY	OBJT	ORIGINAL AUTHORIZATION	ADJUSTED AUTHORIZATION	EXPENDITURES AMOUNT	UNEXPENDED BALANCE	ENCUMBRANCE AMOUNT	UNENCUMBERED BALANCE	PRE-ENCUMBERED AMOUNT
230 Dept Of Transportation & Engin										
236 Division of Streetcar Operations										
2026	455	236	7100	397,840.00	397,840.00	70,077.53	327,762.47	.00	327,762.47	.00
2026	455	236	7200	5,463,010.00	5,463,010.00	97,467.39	5,365,542.61	3,899,828.19	1,465,714.42	.00
2026	455	236	7300	11,000.00	11,000.00	.00	11,000.00	.00	11,000.00	.00
2026	455	236	7400	49,600.00	49,600.00	6,677.66	42,922.34	4,752.14	38,170.20	.00
2026	455	236	7500	141,890.00	141,890.00	22,522.44	119,367.56	.00	119,367.56	.00
DIVISION TOTALS:				6,063,340.00	6,063,340.00	196,745.02	5,866,594.98	3,904,580.33	1,962,014.65	.00
238 Division of Traffic Services										
2026	455	238	7100	94,580.00	94,580.00	20,579.96	74,000.04	.00	74,000.04	.00
2026	455	238	7500	28,840.00	28,840.00	7,224.14	21,615.86	.00	21,615.86	.00
DIVISION TOTALS:				123,420.00	123,420.00	27,804.10	95,615.90	.00	95,615.90	.00
DEPARTMENT TOTALS:				6,186,760.00	6,186,760.00	224,549.12	5,962,210.88	3,904,580.33	2,057,630.55	.00
PERCENT EXPENDED:				3.6	PERCENT EXPENDED AND ENCUMBERED:					
								66.7		
910 Employee Benefits										
919 Public Employee Assistance										
2026	455	919	7500	1,100.00	1,100.00	969.72	130.28	.00	130.28	.00
DIVISION TOTALS:				1,100.00	1,100.00	969.72	130.28	.00	130.28	.00
DEPARTMENT TOTALS:				1,100.00	1,100.00	969.72	130.28	.00	130.28	.00
PERCENT EXPENDED:				88.2	PERCENT EXPENDED AND ENCUMBERED:					
								88.2		
920 Employee Benefits (Cont)										
921 Workers' Comp Insurance										
2026	455	921	7500	9,670.00	9,670.00	.00	9,670.00	.00	9,670.00	.00
DIVISION TOTALS:				9,670.00	9,670.00	.00	9,670.00	.00	9,670.00	.00
DEPARTMENT TOTALS:				9,670.00	9,670.00	.00	9,670.00	.00	9,670.00	.00
PERCENT EXPENDED:				.0	PERCENT EXPENDED AND ENCUMBERED:					
								.0		
940 Govt'Al & Prof'Al Services										
944 General Fund Overhead										
2026	455	944	7200	61,320.00	61,320.00	.00	61,320.00	.00	61,320.00	.00
DIVISION TOTALS:				61,320.00	61,320.00	.00	61,320.00	.00	61,320.00	.00
DEPARTMENT TOTALS:				61,320.00	61,320.00	.00	61,320.00	.00	61,320.00	.00
PERCENT EXPENDED:				.0	PERCENT EXPENDED AND ENCUMBERED:					
								.0		
457 CLEAR FUND										
090 Enterprise Technology Solution										
093 ETS-CLEAR										
2026	457	093	7100	1,768,380.00	1,768,380.00	255,509.75	1,512,870.25	.00	1,512,870.25	.00
2026	457	093	7200	2,170,880.00	2,170,880.00	348,602.41	1,822,277.59	391,489.07	1,430,788.52	.00
2026	457	093	7300	902,200.00	902,200.00	28,099.93	874,100.07	2,550.54	871,549.53	.00
2026	457	093	7400	1,018,360.00	1,018,360.00	227,628.62	790,731.38	171,003.25	619,728.13	.00
2026	457	093	7500	545,690.00	545,690.00	107,421.47	438,268.53	.00	438,268.53	.00
DIVISION TOTALS:				6,405,510.00	6,405,510.00	967,262.18	5,438,247.82	565,042.86	4,873,204.96	.00
DEPARTMENT TOTALS:				6,405,510.00	6,405,510.00	967,262.18	5,438,247.82	565,042.86	4,873,204.96	.00
PERCENT EXPENDED:				15.1	PERCENT EXPENDED AND ENCUMBERED:					
								23.9		

457 911
RUN DATE: 10/11/2025
RUN TIME: 08.05.14

CITY OF CINCINNATI - DEPARTMENT OF FINANCE
DIVISION OF ACCOUNTS AND AUDITS
STATEMENT OF BALANCES
APPROPRIATED FUNDS
AS OF 09 / 30 / 2025

PGM ID: CFSFA104
PAGE: 79

FY	FND	AGY	OBJT	ORIGINAL AUTHORIZATION	ADJUSTED AUTHORIZATION	EXPENDITURES AMOUNT	UNEXPENDED BALANCE	ENCUMBRANCE AMOUNT	UNENCUMBERED BALANCE	PRE-ENCUMBERED AMOUNT
910 Employee Benefits										
911 Contribution To City Pension										
2026	457	911	7500	14,150.00	14,150.00	14,150.00	.00	.00	.00	.00
DIVISION TOTALS:				14,150.00	14,150.00	14,150.00	.00	.00	.00	.00
919 Public Employee Assistance										
2026	457	919	7500	3,200.00	3,200.00	2,070.89	1,129.11	.00	1,129.11	.00
DIVISION TOTALS:				3,200.00	3,200.00	2,070.89	1,129.11	.00	1,129.11	.00
DEPARTMENT TOTALS:				17,350.00	17,350.00	16,220.89	1,129.11	.00	1,129.11	.00
PERCENT EXPENDED:				93.5	PERCENT EXPENDED AND ENCUMBERED:			93.5		
920 Employee Benefits (Cont)										
921 Workers' Comp Insurance										
2026	457	921	7500	28,450.00	28,450.00	.00	28,450.00	.00	28,450.00	.00
DIVISION TOTALS:				28,450.00	28,450.00	.00	28,450.00	.00	28,450.00	.00
DEPARTMENT TOTALS:				28,450.00	28,450.00	.00	28,450.00	.00	28,450.00	.00
PERCENT EXPENDED:				.0	PERCENT EXPENDED AND ENCUMBERED:			.0		
940 Govt'Al & Prof'Al Services										
944 General Fund Overhead										
2026	457	944	7200	180,420.00	180,420.00	.00	180,420.00	.00	180,420.00	.00
DIVISION TOTALS:				180,420.00	180,420.00	.00	180,420.00	.00	180,420.00	.00
DEPARTMENT TOTALS:				180,420.00	180,420.00	.00	180,420.00	.00	180,420.00	.00
PERCENT EXPENDED:				.0	PERCENT EXPENDED AND ENCUMBERED:			.0		

RUN DATE: 10/11/2025
RUN TIME: 08.05.35

CITY OF CINCINNATI - DEPARTMENT OF FINANCE
DIVISION OF ACCOUNTS AND AUDITS
STATEMENT OF BALANCES
RESTRICTED FUNDS
AS OF 09 / 30 / 2025

CFSFA105
PAGE: 1

Attachment 4

<u>FND</u>	<u>DEPT</u>	<u>ORIGINAL AUTHORIZATION</u>	<u>ADJUSTED AUTHORIZATION</u>	<u>EXPENDITURES AMOUNT</u>	<u>UNEXPENDED BALANCE</u>	<u>ENCUMBRANCE AMOUNT</u>	<u>UNENCUMBERED BALANCE</u>	<u>PRE-ENCUMBERED AMOUNT</u>
010	City Treasurer FUND							
010	000	44,584,110.13	71,926,294.55	.00	71,926,294.55	.00	71,926,294.55	.00
161	MSD Debt Serv Multi Series FUND							
161	000	.00	118,167.73	118,167.73	.00	.00	.00	.00
164	Madison Circle Trust FUND							
164	000	11,150.49	11,150.49	.00	11,150.49	.00	11,150.49	.00
165	Elsinore Prop. Aquisition - Tr FUND							
165	000	10,189,396.83	10,273,253.58	.00	10,273,253.58	.00	10,273,253.58	.00
166	Graeters Bonds FUND							
166	000	194,778.71	194,778.71	.00	194,778.71	.00	194,778.71	.00
201	Reproduction And Printing FUND							
201	000	306,709.33	516,998.55	197,391.89	319,606.66	104,186.32	215,420.34	.00
202	Fleet Services FUND							
202	000	837,176.79	4,824,110.57	4,282,266.75	541,843.82	3,504,928.14	-2,963,084.32	.00
204	Water Works Stores -Materials FUND							
204	000	715,330.62	2,062,835.68	1,784,964.25	277,871.43	2,186,611.31	-1,908,739.88	.00
205	Fuel System FUND							
205	000	3,517,288.82	5,898,243.86	2,320,783.08	3,577,460.78	5,508,822.17	-1,931,361.39	.00
207	Recreation Stores FUND							
207	000	5,593.38	86,924.68	36,010.61	50,914.07	18,918.96	31,995.11	.00
209	Property Management Unit FUND							
209	000	3,541,664.05	1,702,687.65	285,036.57	1,417,651.08	132,992.39	1,284,658.69	.00
210	Highway Maintenance Stores FUND							
210	000	406,662.77	411,339.50	.00	411,339.50	33,293.56	378,045.94	.00
212	Employee Safety & Risk Mangmt FUND							
212	000	2,402,190.04	2,394,225.50	1,556,052.24	838,173.26	2,622,267.90	-1,784,094.64	.00
213	Employee Workers' Comp FUND							
213	000	23,178,697.45	23,362,198.50	947,020.63	22,415,177.87	644,768.68	21,770,409.19	.00
214	Water Works Stores -Chemicals FUND							
214	000	2,619,282.60	4,233,797.29	1,652,303.62	2,581,493.67	14,955,986.99	-12,374,493.32	.00
304	Community Dev Block Grant FUND							
304	000	1,164,050.32	2,263,151.98	1,682,361.49	580,790.49	3,593,564.84	-3,012,774.35	208,334.02
307	Convention Center Expansn Tax FUND							
307	000	2,087,012.59	3,472,432.70	469,468.53	3,002,964.17	2,377,325.66	625,638.51	.00
308	Citizens Summer Jobs FUND							
308	000	1,813,826.56	2,868,756.56	323,945.93	2,544,810.63	849,069.16	1,695,741.47	.00
310	Employee Relations FUND							
310	000	255.82	255.82	.00	255.82	.00	255.82	.00

RUN DATE: 10/11/2025
RUN TIME: 08.05.35

CITY OF CINCINNATI - DEPARTMENT OF FINANCE
DIVISION OF ACCOUNTS AND AUDITS
STATEMENT OF BALANCES
RESTRICTED FUNDS
AS OF 09 / 30 / 2025

CFSFA105
PAGE: 2

Attachment 4

<u>FND</u>	<u>DEPT</u>	<u>ORIGINAL AUTHORIZATION</u>	<u>ADJUSTED AUTHORIZATION</u>	<u>EXPENDITURES AMOUNT</u>	<u>UNEXPENDED BALANCE</u>	<u>ENCUMBRANCE AMOUNT</u>	<u>UNENCUMBERED BALANCE</u>	<u>PRE-ENCUMBERED AMOUNT</u>
311	Water Works Activity FUND							
311	000	3,472.11	6,470.11	887.08	5,583.03	.00	5,583.03	.00
312	Water Works Private Lead Service Line Replacement FUND							
312	000	10,611,276.16	10,887,937.67	926,668.38	9,961,269.29	2,824,842.71	7,136,426.58	4,453,141.00
313	Recreation Activity Fund FUND							
313	000	18,229.85	18,229.85	.00	18,229.85	.00	18,229.85	.00
314	Special Events FUND							
314	000	614,214.62	623,714.62	13,464.43	610,250.19	.00	610,250.19	.00
317	Urban Dev Property Operations FUND							
317	000	2,205,406.22	2,467,657.28	49,171.70	2,418,485.58	78,994.39	2,339,491.19	.00
319	Contributions For Recreation FUND							
319	000	16,196.79	39,055.01	10,298.49	28,756.52	7,281.70	21,474.82	.00
320	Crosley Field Trust FUND							
320	000	411,486.35	414,872.80	.00	414,872.80	.00	414,872.80	.00
321	Kroger Trust FUND							
321	000	65,375.70	65,913.73	.00	65,913.73	.00	65,913.73	.00
324	Recreation Fed Grant Project FUND							
324	000	713,450.19	834,048.76	4,692.92	829,355.84	105,892.17	723,463.67	.00
326	Park Miscellaneous Revenue and Special Activities FUND							
326	000	497,768.10	656,714.68	104,670.18	552,044.50	165,552.15	386,492.35	.00
327	W.M. Ampt Free Concerts FUND							
327	000	20,779.96	20,779.96	8,948.75	11,831.21	2,000.00	9,831.21	.00
328	Groesbeck Endowments FUND							
328	000	175,140.33	175,140.33	1,295.00	173,845.33	6,255.00	167,590.33	.00
330	Park Lodge/ Pavilion Deposits FUND							
330	000	2,126,318.50	2,143,808.82	5,682.40	2,138,126.42	4,876.08	2,133,250.34	.00
331	Police Education FUND							
331	000	25,669.65	25,669.65	.00	25,669.65	.00	25,669.65	.00
332	Krohn Conservatory FUND							
332	000	1,477,001.17	1,946,044.77	400,511.62	1,545,533.15	268,247.38	1,277,285.77	6,408.00
335	Schmidlapp Endowments FUND							
335	000	5,393.32	5,393.32	.00	5,393.32	.00	5,393.32	.00
336	Telecommunications Services FUND							
336	000	123,782.64	99,731.82	.00	99,731.82	.00	99,731.82	.00
340	Centennial Operations FUND							
340	000	976,428.11	2,838,088.11	600,245.22	2,237,842.89	823,390.56	1,414,452.33	.00
342	New City Building Operations FUND							
342	000	101,293.79	175,693.79	7,066.16	168,627.63	36,929.63	131,698.00	.00

RUN DATE: 10/11/2025
RUN TIME: 08.05.35

CITY OF CINCINNATI - DEPARTMENT OF FINANCE
DIVISION OF ACCOUNTS AND AUDITS
STATEMENT OF BALANCES
RESTRICTED FUNDS
AS OF 09 / 30 / 2025

CFSFA105
PAGE: 3

Attachment 4

<u>FND</u>	<u>DEPT</u>	<u>ORIGINAL AUTHORIZATION</u>	<u>ADJUSTED AUTHORIZATION</u>	<u>EXPENDITURES AMOUNT</u>	<u>UNEXPENDED BALANCE</u>	<u>ENCUMBRANCE AMOUNT</u>	<u>UNENCUMBERED BALANCE</u>	<u>PRE-ENCUMBERED AMOUNT</u>
343	<i>Fire Safety Education FUND</i>							
343	000	12,965.42	12,965.42	.00	12,965.42	.00	12,965.42	.00
346	<i>Emergency Remediation of Defects in Rental Housing FUND</i>							
346	000	1,364,357.43	1,864,357.43	63,508.40	1,800,849.03	78,849.03	1,722,000.00	.00
348	<i>Western Corridor Safe City FUND</i>							
348	000	94,172.75	94,172.75	.00	94,172.75	.00	94,172.75	.00
349	<i>Urban Renewal Debt Retirement FUND</i>							
349	000	8,745,800.38	9,606,688.12	14,722.04	9,591,966.08	.00	9,591,966.08	.00
350	<i>Public Health Research FUND</i>							
350	000	2,322,570.44	3,576,599.64	527,530.05	3,049,069.59	4,405,043.37	-1,355,973.78	17,092.00
353	<i>Home Health Services FUND</i>							
353	000	5,397,643.54	5,943,983.98	602,459.85	5,341,524.13	471,769.83	4,869,754.30	.00
354	<i>Household Sewage Treatment System Fees FUND</i>							
354	000	388,458.82	389,779.82	.00	389,779.82	.00	389,779.82	.00
356	<i>Continuing Professional Training FUND</i>							
356	000	2,351,319.64	2,598,141.14	.00	2,598,141.14	.00	2,598,141.14	.00
357	<i>West End Revitalization FUND</i>							
357	000	726,826.38	726,826.38	.00	726,826.38	.00	726,826.38	.00
359	<i>Blue Ash Property Acquisition FUND</i>							
359	000	39,567.88	39,567.88	.00	39,567.88	.00	39,567.88	.00
360	<i>Blue Ash Property Operation FUND</i>							
360	000	81,205.88	81,205.88	.00	81,205.88	.00	81,205.88	.00
363	<i>Solid Waste Disposal Control FUND</i>							
363	000	89,840.55	131,734.40	28,196.26	103,538.14	.00	103,538.14	.00
366	<i>Federal Asset Forfeiture - Treasury FUND</i>							
366	000	301,672.41	204,072.44	12,687.11	191,385.33	.00	191,385.33	.00
367	<i>Federal Asset Forfeiture - Justice FUND</i>							
367	000	2,344.04	348,728.41	101,210.93	247,517.48	9,020.88	238,496.60	.00
368	<i>Law Enforcement Grant FUND</i>							
368	000	46,555.87	1,667,382.70	1,373,497.58	293,885.12	816,882.62	-522,997.50	.00
369	<i>Criminal Actv Forfeiture State FUND</i>							
369	000	942,894.12	974,587.72	147,933.63	826,654.09	364,544.71	462,109.38	.00
370	<i>Drug Offender Fines Forfeiture FUND</i>							
370	000	144,018.66	145,482.66	1,605.00	143,877.66	1,775.00	142,102.66	.00
372	<i>DUI Enforcement FUND</i>							
372	000	141,063.21	142,544.21	1,788.25	140,755.96	.00	140,755.96	.00
373	<i>IRS Forfeiture FUND</i>							
373	000	637.00	642.24	.00	642.24	.00	642.24	.00

RUN DATE: 10/11/2025
RUN TIME: 08.05.35

CITY OF CINCINNATI - DEPARTMENT OF FINANCE
DIVISION OF ACCOUNTS AND AUDITS
STATEMENT OF BALANCES
RESTRICTED FUNDS
AS OF 09 / 30 / 2025

CFSFA105
PAGE: 4

Attachment 4

<u>FND</u>	<u>DEPT</u>	<u>ORIGINAL AUTHORIZATION</u>	<u>ADJUSTED AUTHORIZATION</u>	<u>EXPENDITURES AMOUNT</u>	<u>UNEXPENDED BALANCE</u>	<u>ENCUMBRANCE AMOUNT</u>	<u>UNENCUMBERED BALANCE</u>	<u>PRE-ENCUMBERED AMOUNT</u>
376	Anti-Prostitution Fund FUND							
376	000	44,831.37	53,581.37	.00	53,581.37	.00	53,581.37	.00
384	Sewers - Activity FUND							
384	000	510.81	510.81	.00	510.81	.00	510.81	.00
386	Empowerment Zone FUND							
386	000	295,689.43	295,689.43	.00	295,689.43	3,649.55	292,039.88	.00
387	Lead Hazard Control FUND							
387	000	.00	247,190.71	333,729.75	-86,539.04	6,809,549.23	-6,896,088.27	.00
389	Communications & Marketing Actv FUND							
389	000	196,201.97	196,201.97	.00	196,201.97	37,418.04	158,783.93	.00
390	Fire Education FUND							
390	000	27,413.02	27,413.02	10,542.89	16,870.13	1,999.40	14,870.73	.00
391	Women & Infants Food Grnt Prog FUND							
391	000	299,140.20	924,983.72	772,166.10	152,817.62	160,326.54	-7,508.92	.00
393	Metropolitan Medical Response-Contract Funds FUND							
393	000	68,134.64	68,134.64	.00	68,134.64	.00	68,134.64	.00
396	Council Lobbying FUND							
396	000	1,924.00	1,924.00	.00	1,924.00	.00	1,924.00	.00
403	Yeatman's Cove Park Trust FUND							
403	000	629,450.67	634,630.93	.00	634,630.93	.00	634,630.93	.00
404	General Government Grants FUND							
404	000	.00	7,462.25	227,033.84	-219,571.59	1,083,478.05	-1,303,049.64	.00
405	Vending Program FUND							
405	000	197,436.33	198,536.33	.00	198,536.33	.00	198,536.33	.00
411	Home Investment Trust FUND							
411	000	14,181.51	53,545.71	1,672,310.65	-1,618,764.94	5,043,740.09	-6,662,505.03	.00
412	Food Service License Fees FUND							
412	000	368,814.69	379,741.60	448,940.63	-69,199.03	2,126.90	-71,325.93	.00
413	Swimming Pool License Fees FUND							
413	000	62,252.49	65,403.74	22,407.92	42,995.82	74,051.26	-31,055.44	.00
415	Immunization Action Plan FUND							
415	000	151,291.68	199,187.27	63,226.12	135,961.15	135,165.73	795.42	.00
420	Public Employee Assistance Pro FUND							
420	000	767,332.40	1,633,004.49	166,629.39	1,466,375.10	58,732.47	1,407,642.63	.00
428	Urban Forestry FUND							
428	000	699,243.99	701,445.37	20,204.90	681,240.47	18,669.80	662,570.67	.00
430	Parks Private Endowment FUND							
430	000	503,162.25	521,337.63	224,354.55	296,983.08	354,886.50	-57,903.42	.00

RUN DATE: 10/11/2025
RUN TIME: 08.05.35

CITY OF CINCINNATI - DEPARTMENT OF FINANCE
DIVISION OF ACCOUNTS AND AUDITS
STATEMENT OF BALANCES
RESTRICTED FUNDS
AS OF 09 / 30 / 2025

CFSFA105
PAGE: 5

Attachment 4

<u>FND</u>	<u>DEPT</u>	<u>ORIGINAL AUTHORIZATION</u>	<u>ADJUSTED AUTHORIZATION</u>	<u>EXPENDITURES AMOUNT</u>	<u>UNEXPENDED BALANCE</u>	<u>ENCUMBRANCE AMOUNT</u>	<u>UNENCUMBERED BALANCE</u>	<u>PRE-ENCUMBERED AMOUNT</u>
435	Human Relations FUND							
435	000	1,060.00	1,060.00	.00	1,060.00	10,000.00	-8,940.00	.00
436	Environment & Sustainability FUND							
436	000	736,650.09	800,342.09	245,727.23	554,614.86	891,807.50	-337,192.64	.00
437	City Trails FUND							
437	000	11,655.20	13,155.20	4,152.00	9,003.20	2,652.00	6,351.20	.00
438	Neighborhood Stabilization FUND							
438	000	634,237.86	636,564.55	.00	636,564.55	845,000.00	-208,435.45	.00
444	Armlerder Projects FUND							
444	000	1,898,945.08	1,914,573.03	.00	1,914,573.03	100,000.00	1,814,573.03	.00
445	Emergency Shelter FUND							
445	000	.00	20,186.85	39,993.60	-19,806.75	664,402.69	-684,209.44	.00
446	Health Network FUND							
446	000	881,421.79	1,501,619.20	1,272,761.45	228,857.75	4,464,129.14	-4,235,271.39	.00
448	Health Care For The Homeless FUND							
448	000	.00	-11,886.03	49,517.85	-61,403.88	450.88	-61,854.76	.00
456	Public Safety Special Projects FUND							
456	000	48,610.60	49,930.60	.00	49,930.60	.00	49,930.60	.00
465	Housing Opp People With Aids FUND							
465	000	.00	.00	295,760.92	-295,760.92	1,256,580.92	-1,552,341.84	.00
468	Avondale Equiv FUND							
468	000	11,859,775.01	14,261,804.32	63,835.28	14,197,969.04	49,005.61	14,148,963.43	.00
469	Local Fiscal Recovery Fund (ARP) FUND							
469	000	534,864.39	534,864.39	655.52	534,208.87	382,856.99	151,351.88	.00
472	Fire Grants FUND							
472	000	1,047,524.82	1,047,524.82	80,057.80	967,467.02	51,271.15	916,195.87	.00
473	COVID-19 FUND							
473	000	97,098.09	97,098.09	97,097.99	.10	.00	.10	.00
475	Opioid Settlement FUND							
475	000	816,366.94	1,463,572.42	7.60	1,463,564.82	608,000.00	855,564.82	.00
476	UASI Grant FUND							
476	000	10,563.95	10,563.95	.00	10,563.95	.00	10,563.95	.00
478	Justice Assistance Grant FUND							
478	000	349,707.08	352,873.90	46,085.91	306,787.99	39,725.03	267,062.96	.00
480	Queensgate South Dist Equiv FUND							
480	000	2,511,063.67	2,691,390.90	7,077.47	2,684,313.43	.00	2,684,313.43	.00
481	Downtown South/Riverfront Equivalent FUND							
481	000	10,540,972.97	10,597,594.16	323,349.63	10,274,244.53	4,532,682.42	5,741,562.11	.00

RUN DATE: 10/11/2025
RUN TIME: 08.05.35

CITY OF CINCINNATI - DEPARTMENT OF FINANCE
DIVISION OF ACCOUNTS AND AUDITS
STATEMENT OF BALANCES
RESTRICTED FUNDS
AS OF 09 / 30 / 2025

CFSFA105
PAGE: 6

Attachment 4

<u>FND</u>	<u>DEPT</u>	<u>ORIGINAL AUTHORIZATION</u>	<u>ADJUSTED AUTHORIZATION</u>	<u>EXPENDITURES AMOUNT</u>	<u>UNEXPENDED BALANCE</u>	<u>ENCUMBRANCE AMOUNT</u>	<u>UNENCUMBERED BALANCE</u>	<u>PRE-ENCUMBERED AMOUNT</u>
482	Downtown/OTR West Equivalent FUND							
482	000	11,255,412.61	15,837,740.51	133,937.24	15,703,803.27	838,432.03	14,865,371.24	.00
483	Downtown/OTR East Equivalent FUND							
483	000	18,104,649.37	24,539,661.98	166,824.42	24,372,837.56	828,169.75	23,544,667.81	.00
484	Center Hill-Carthage/SPUR District Equivalent FUND							
484	000	445,809.82	479,016.31	853.56	478,162.75	.00	478,162.75	.00
485	Walnut Hills Equivalent FUND							
485	000	815,902.93	1,581,804.44	28,477.65	1,553,326.79	.00	1,553,326.79	.00
486	East Walnut Hills Equivalent FUND							
486	000	7,846,997.39	9,106,832.21	38,354.78	9,068,477.43	.00	9,068,477.43	.00
487	CUF/Heights Equivalent FUND							
487	000	9,940,607.49	12,571,058.24	551,982.05	12,019,076.19	117,462.00	11,901,614.19	.00
488	Corryville Equivalent FUND							
488	000	15,158,533.60	18,220,936.49	309,365.91	17,911,570.58	223,864.32	17,687,706.26	.00
489	Bond Hill Equivalent TIF District 10 FUND							
489	000	2,094,954.55	2,354,856.74	9,846.65	2,345,010.09	.00	2,345,010.09	.00
490	Evanston Equivalent FUND							
490	000	2,712,082.90	3,348,488.90	133,062.38	3,215,426.52	59,317.47	3,156,109.05	.00
491	Municipal Public Improvt Equiv FUND							
491	000	16,995,360.90	23,437,559.09	2,491,530.17	20,946,028.92	3,336,143.62	17,609,885.30	.00
492	West Price Hill Equiv FUND							
492	000	205,425.89	260,598.06	1,622.48	258,975.58	.00	258,975.58	.00
493	Price Hill Equiv FUND							
493	000	879,071.14	1,058,987.40	6,057.38	1,052,930.02	.00	1,052,930.02	.00
494	East Price Hill Equiv FUND							
494	000	893,204.73	1,250,596.25	13,783.37	1,236,812.88	.00	1,236,812.88	.00
495	Lower Price Hill Equiv FUND							
495	000	957,416.70	1,104,605.57	5,753.97	1,098,851.60	.00	1,098,851.60	.00
496	Westwood 1 Equiv FUND							
496	000	221,832.72	279,393.42	1,557.41	277,836.01	.00	277,836.01	.00
497	Westwood 2 Equiv FUND							
497	000	740,029.90	1,035,753.28	9,160.29	1,026,592.99	.00	1,026,592.99	.00
498	Madisonville Equiv FUND							
498	000	7,414,494.67	9,129,661.88	41,643.75	9,088,018.13	.00	9,088,018.13	.00
499	Oakley Equiv FUND							
499	000	7,392,274.97	8,619,248.46	35,392.32	8,583,856.14	.00	8,583,856.14	.00
522	West End Equivalent Fund FUND							
522	000	4,250,287.87	5,735,616.79	22,315.79	5,713,301.00	25,000.00	5,688,301.00	.00

RUN DATE: 10/11/2025
RUN TIME: 08.05.35

CITY OF CINCINNATI - DEPARTMENT OF FINANCE
DIVISION OF ACCOUNTS AND AUDITS
STATEMENT OF BALANCES
RESTRICTED FUNDS
AS OF 09 / 30 / 2025

CFSFA105
PAGE: 7

Attachment 4

<u>FND</u>	<u>DEPT</u>	<u>ORIGINAL AUTHORIZATION</u>	<u>ADJUSTED AUTHORIZATION</u>	<u>EXPENDITURES AMOUNT</u>	<u>UNEXPENDED BALANCE</u>	<u>ENCUMBRANCE AMOUNT</u>	<u>UNENCUMBERED BALANCE</u>	<u>PRE-ENCUMBERED AMOUNT</u>
523	Pleasant Ridge Equivalent Fund FUND							
523	000	4,598,485.80	5,598,496.79	10,897.66	5,587,599.13	.00	5,587,599.13	.00
524	Mt Auburn Equivalent Fund FUND							
524	000	3,423,850.01	4,510,122.33	13,936.24	4,496,186.09	.00	4,496,186.09	.00
525	Northside Equivalent Fund FUND							
525	000	806,412.83	1,998,884.39	85,806.06	1,913,078.33	76,160.69	1,836,917.64	.00
526	Eastern River Equivalent Fund FUND							
526	000	2,019,567.74	2,428,851.57	7,028.84	2,421,822.73	.00	2,421,822.73	.00
527	College Hill Equivalent Fund FUND							
527	000	1,883,081.01	2,804,803.33	10,951.91	2,793,851.42	.00	2,793,851.42	.00
528	Roselawn Equivalent Fund FUND							
528	000	1,934,910.14	2,651,005.54	12,000.41	2,639,005.13	.00	2,639,005.13	.00
529	Westwood 3 Boudinot Equivalent Fund FUND							
529	000	2,409,881.21	3,121,919.47	9,330.70	3,112,588.77	.00	3,112,588.77	.00
530	Mt Airy Equivalent Fund FUND							
530	000	2,669,164.53	3,425,594.78	9,079.15	3,416,515.63	.00	3,416,515.63	.00
531	Camp Washington Equivalent Fund FUND							
531	000	2,586,348.69	3,201,522.13	7,499.70	3,194,022.43	.00	3,194,022.43	.00
532	Spring Grove Village Equivalent Fund FUND							
532	000	1,343,886.99	1,717,642.11	4,738.00	1,712,904.11	.00	1,712,904.11	.00
533	South Fairmount Equivalent Fund FUND							
533	000	555,772.18	741,334.48	2,959.51	738,374.97	.00	738,374.97	.00
534	South Cumminsville Equivalent Fund FUND							
534	000	288,101.72	378,018.80	1,023.72	376,995.08	.00	376,995.08	.00
535	Riverside Equivalent Fund FUND							
535	000	336,925.85	385,585.40	693.54	384,891.86	.00	384,891.86	.00
536	North Fairmount Equivalent Fund FUND							
536	000	282,451.63	366,364.29	1,332.13	365,032.16	.00	365,032.16	.00
601	Prepaid Property Settlement FUND							
601	000	193,205.53	193,205.53	.00	193,205.53	.00	193,205.53	.00
604	Unclassified Receipts FUND							
604	000	353,150.26	846,055.37	.00	846,055.37	.00	846,055.37	.00
605	Undistributed City Income Tax FUND							
605	000	2,000,000.00	2,000,000.00	.00	2,000,000.00	.00	2,000,000.00	.00
608	Federal Taxes W/H FUND							
608	000	115,415.48	105,262.82	.00	105,262.82	.00	105,262.82	.00
610	United Way Withholding FUND							
610	000	21,238.07	24,743.03	.00	24,743.03	.00	24,743.03	.00

RUN DATE: 10/11/2025
RUN TIME: 08.05.35

CITY OF CINCINNATI - DEPARTMENT OF FINANCE
DIVISION OF ACCOUNTS AND AUDITS
STATEMENT OF BALANCES
RESTRICTED FUNDS
AS OF 09 / 30 / 2025

CFSFA105
PAGE: 8

Attachment 4

<u>FND</u>	<u>DEPT</u>	<u>ORIGINAL AUTHORIZATION</u>	<u>ADJUSTED AUTHORIZATION</u>	<u>EXPENDITURES AMOUNT</u>	<u>UNEXPENDED BALANCE</u>	<u>ENCUMBRANCE AMOUNT</u>	<u>UNENCUMBERED BALANCE</u>	<u>PRE-ENCUMBERED AMOUNT</u>
611	Union Dues Withholding FUND							
611	000	161,182.06	11,189.89	.00	11,189.89	.00	11,189.89	.00
612	State Pension Systems W/H FUND							
612	000	2,916,254.94	1,585,928.55	.00	1,585,928.55	.00	1,585,928.55	.00
614	Employee Salary W/H FUND							
614	000	82,358.76	67,173.04	.00	67,173.04	.00	67,173.04	.00
615	Ohio Sales Tax Deposits FUND							
615	000	94,346.92	119,222.90	.00	119,222.90	.00	119,222.90	.00
616	Fire Insurance Escrow FUND							
616	000	1,744,791.56	1,861,714.89	.00	1,861,714.89	.00	1,861,714.89	.00
617	Admissions Tax Bonds FUND							
617	000	44,174.16	45,074.16	.00	45,074.16	.00	45,074.16	.00
619	State Food Service Deposits FUND							
619	000	45,572.59	45,668.59	.00	45,668.59	.00	45,668.59	.00
621	State Vital Statistics Deposit FUND							
621	000	794,397.92	786,144.12	.00	786,144.12	.00	786,144.12	.00
622	State Swimming Pool Deposits FUND							
622	000	2,465.00	240.00	.00	240.00	.00	240.00	.00
623	Street Restoration FUND							
623	000	3,307,001.38	3,500,702.38	.00	3,500,702.38	1,500,000.00	2,000,702.38	.00
625	Inspection Private St And Sewe FUND							
625	000	148,103.00	148,103.00	.00	148,103.00	.00	148,103.00	.00
626	Unclaimed Wages & Other Pay FUND							
626	000	2,989,711.77	2,986,775.85	.00	2,986,775.85	.00	2,986,775.85	.00
627	Deferred Compensation W/H FUND							
627	000	74,311.33	74,976.33	.00	74,976.33	.00	74,976.33	.00
628	State Income Tax W/H FUND							
628	000	125,715.34	79,537.95	.00	79,537.95	.00	79,537.95	.00
630	Cable Access Management FUND							
630	000	735,318.54	741,252.14	55,515.27	685,736.87	98,707.31	587,029.56	.00
632	Local And School Withholding FUND							
632	000	62,055.45	56,942.14	.00	56,942.14	.00	56,942.14	.00
634	Buildings Escrow Deposits FUND							
634	000	34,387.63	14,422.35	.00	14,422.35	.00	14,422.35	.00
635	Buildings State Surcharge Fee FUND							
635	000	10,489.96	68,555.23	.00	68,555.23	.00	68,555.23	.00
636	Flexible Benefit Program FUND							
636	000	1,782,186.74	2,207,821.23	63,367.50	2,144,453.73	61,015.00	2,083,438.73	.00

RUN DATE: 10/11/2025
RUN TIME: 08.05.35

CITY OF CINCINNATI - DEPARTMENT OF FINANCE
DIVISION OF ACCOUNTS AND AUDITS
STATEMENT OF BALANCES
RESTRICTED FUNDS
AS OF 09 / 30 / 2025

CFSFA105
PAGE: 9

Attachment 4

<u>FND</u>	<u>DEPT</u>	<u>ORIGINAL AUTHORIZATION</u>	<u>ADJUSTED AUTHORIZATION</u>	<u>EXPENDITURES AMOUNT</u>	<u>UNEXPENDED BALANCE</u>	<u>ENCUMBRANCE AMOUNT</u>	<u>UNENCUMBERED BALANCE</u>	<u>PRE-ENCUMBERED AMOUNT</u>
638	Other City Deposits FUND							
638	000	410,660.92	410,660.92	.00	410,660.92	.00	410,660.92	.00
639	Police Property Room Deposits FUND							
639	000	4,837,175.18	5,008,487.12	.00	5,008,487.12	.00	5,008,487.12	.00
702	Enterprise Technology Solutions FUND							
702	000	5,512,416.92	6,564,794.32	817,870.96	5,746,923.36	7,615,739.12	-1,868,815.76	.00
704	MSD Capital Improvements FUND							
704	000	78,799,894.30	79,655,099.49	36,405,787.01	43,249,312.48	272,246,267.95	-228,996,955.47	101,470.85
706	W.M. Ampt Endowment FUND							
706	000	130,445.75	133,228.99	.00	133,228.99	.00	133,228.99	.00
707	Groesbeck Endowment FUND							
707	000	36,964.12	38,535.56	.00	38,535.56	.00	38,535.56	.00
708	Schmidlapp Park Music FUND							
708	000	51,115.49	51,544.20	.00	51,544.20	.00	51,544.20	.00
711	Risk Management FUND							
711	000	49,171,230.46	73,349,991.81	28,086,021.58	45,263,970.23	86,722,999.82	-41,459,029.59	.00
712	Railway Trust Infrastructure FUND							
712	000	.00	14,000,000.00	543,151.03	13,456,848.97	6,547,013.12	6,909,835.85	16,813.92
715	Convention Facility Authority FUND							
715	000	100,210.49	100,210.49	.00	100,210.49	2,927.40	97,283.09	.00
748	Qualified Employee Benefit Arrangement (QEBA) FUND							
748	000	.00	116,000.00	27,975.00	88,025.00	.00	88,025.00	.00
751	Recreation PIF FUND							
751	000	429,124.33	429,124.33	.00	429,124.33	.00	429,124.33	.00
752	Park Board PIF FUND							
752	000	1,135,395.16	1,168,868.99	.00	1,168,868.99	.00	1,168,868.99	.00
753	Expressways/Gateways PIF FUND							
753	000	2,855,581.43	2,893,817.02	.00	2,893,817.02	.00	2,893,817.02	.00
754	Working Capital Reserve FUND							
754	000	47,303,137.24	47,692,432.85	.00	47,692,432.85	.00	47,692,432.85	.00
756	Water Works PIF FUND							
756	000	50,828,191.36	76,183,130.54	12,902,662.53	63,280,468.01	32,774,822.21	30,505,645.80	12,375,343.65
757	Miscellaneous PIF FUND							
757	000	5,192,964.89	6,544,927.94	.00	6,544,927.94	.00	6,544,927.94	.00
758	Income Tax PIF FUND							
758	000	102,677,445.20	106,390,760.60	8,151,273.66	98,239,486.94	13,140,161.65	85,099,325.29	500,000.00
761	Special Housing PIF FUND							
761	000	5,413,990.09	5,413,990.09	.00	5,413,990.09	.00	5,413,990.09	.00

RUN DATE: 10/11/2025
RUN TIME: 08.05.35

CITY OF CINCINNATI - DEPARTMENT OF FINANCE
DIVISION OF ACCOUNTS AND AUDITS
STATEMENT OF BALANCES
RESTRICTED FUNDS
AS OF 09 / 30 / 2025

CFSFA105
PAGE: 10

Attachment 4

<u>FND</u>	<u>DEPT</u>	<u>ORIGINAL AUTHORIZATION</u>	<u>ADJUSTED AUTHORIZATION</u>	<u>EXPENDITURES AMOUNT</u>	<u>UNEXPENDED BALANCE</u>	<u>ENCUMBRANCE AMOUNT</u>	<u>UNENCUMBERED BALANCE</u>	<u>PRE-ENCUMBERED AMOUNT</u>
762	Urban Redev Tax Incrmt Equivlt FUND							
762	000	1,374,719.74	5,540,526.63	46,901.61	5,493,625.02	5,375,482.18	118,142.84	.00
763	Urban Redev Tax Incrmt Equivlt II FUND							
763	000	2,065,925.84	8,877,781.05	697,705.74	8,180,075.31	1,453,364.15	6,726,711.16	.00
791	Sidewalk Assessments FUND							
791	000	1,457,429.85	1,547,780.46	102,101.79	1,445,678.67	556,035.75	889,642.92	.00
792	Forestry Assessments FUND							
792	000	4,431,444.22	4,578,784.60	632,532.50	3,946,252.10	972,082.60	2,974,169.50	.00
793	Blem Assessment FUND							
793	000	328,042.43	860,878.16	164,452.71	696,425.45	456,553.26	239,872.19	.00
794	Private Street Dedication FUND							
794	000	294,697.51	495,984.26	170,563.65	325,420.61	380,000.00	-54,579.39	.00
795	Downtown Special Improvemt FUND							
795	000	.00	1,963,381.10	1,963,381.10	.00	.00	.00	.00
823	Automotive & Other Equip FUND							
823	000	1,761.97	1,761.97	.00	1,761.97	.00	1,761.97	.00
827	Parking Facilities Improvement FUND							
827	000	.01	.01	.00	.01	.00	.01	.00
846	Stormwater Improvement FUND							
846	000	91,721.00	91,721.00	.00	91,721.00	.00	91,721.00	.00
883	Revolving Energy Loan FUND							
883	000	4,725,791.68	4,841,106.07	.00	4,841,106.07	.00	4,841,106.07	.00
887	Water Works Improvement FY22 FUND							
887	000	9,834,182.61	9,834,182.61	4,094,892.49	5,739,290.12	5,739,290.12	.00	.00
980	Capital Projects FUND							
980	000	190,965,815.27	211,079,415.32	30,936,153.73	180,143,261.59	162,218,874.98	17,924,386.61	2,557,155.63
982	Parking System Facilities Capital FUND							
982	000	.00	1,000,000.00	.00	1,000,000.00	.00	1,000,000.00	.00
983	Convention Center Capital FUND							
983	000	.00	230,000.00	.00	230,000.00	.00	230,000.00	.00
984	General Aviation Capital FUND							
984	000	.00	340,000.00	.00	340,000.00	.00	340,000.00	.00
987	Stormwater Management Capital FUND							
987	000	.00	100,000.00	.00	100,000.00	.00	100,000.00	.00

January 7, 2026

To: Mayor and Members of City Council
From: Sheryl M. M. Long, City Manager
Subject: Ordinance – Designating the Brinker Building located at 4030 Glenway Avenue in the West Price Hill neighborhood as a historic landmark

202600006

Transmitted is an Emergency Ordinance captioned:

DESIGNATING the Brinker Building located at 4030 Glenway Avenue in the West Price Hill neighborhood as a local historic landmark.

The City Planning Commission recommended approval of the designation at its December 19, 2025 meeting.

Summary

On September 5, 2025, an application for the designation of the Brinker Building as a Local Historic Landmark was submitted by 8K. This was approved by the Historic Conservation Board on December 1, 2025.

The City Planning Commission recommended the following on December 19, 2025 to City Council:

APPROVE the proposed Local Historic Landmark designation located at 4030 Glenway Avenue in West Price Hill under criterion 1 and 3 of the Cincinnati Zoning Code (§1435-07-1a) and;

ADOPT the conservation guidelines as amended by City staff.

cc: Katherine Keough-Jurs, FAICP, Director, Department of City Planning and Engagement

EMERGENCY

DBS

- 2026

DESIGNATING the Brinker Building located at 4030 Glenway Avenue in the West Price Hill neighborhood as a local historic landmark.

WHEREAS, 8K Company has applied to designate the building commonly known as the Brinker Building located at 4030 Glenway Avenue in the West Price Hill neighborhood as a local historic landmark; and

WHEREAS, the Brinker Building, completed in 1910, is one of the few remaining examples in the West Price Hill neighborhood of architectural styles dominant in the early 20th century transitional period and is characterized by a blend of architectural styles including Second Empire, Queen Anne, Neoclassical Revival, and other styles of the era; and

WHEREAS, the Brinker Building features a mansard roof with paired, gabled dormers, which were a hallmark of the French Second Empire style, and the upper façade borrows from a variety of Victorian era traditions, visible in the tall, narrow windows of the second story and the accompanying use of contrasting stone lintels and the influence of the Queen Anne style is evident through the corbelled brick cornice and partial pilasters on the second story; and

WHEREAS, the Brinker Building represents the expansive growth of the West Price Hill neighborhood following the construction of the Price Hill Incline in 1874, which led to thousands of residents migrating to the area, and provides a window into the commercial history of the business district along Glenway Avenue; and

WHEREAS, following a public staff conference, the Historic Conservation Board, at its regularly scheduled meeting on December 1, 2025, and upon considering the factors set forth in Cincinnati Municipal Code Section 1435-07-1, recommended designation of the Brinker Building as a local historic landmark and further recommended adoption of conservation guidelines governing the maintenance, rehabilitation, and modification of the proposed historic landmark; and

WHEREAS, upon receipt of the recommendation of the Historic Conservation Board, the City Planning Commission, at its regularly scheduled meeting on December 17, 2025, and upon considering the factors set forth in Cincinnati Municipal Code Section 1435-07-2-B(c), recommended the designation of the Brinker Building as a local historic landmark and the adoption of conservation guidelines governing the maintenance, rehabilitation, and modification of the local historic landmark; and

WHEREAS, Council finds that the Brinker Building has historic significance pursuant to Cincinnati Municipal Code Section 1435-07-1(a)(1) for its association with events that have made a significant contribution to the broad patterns of our history; and

WHEREAS, Council additionally finds that the Brinker Building has historic significance pursuant to Cincinnati Municipal Code Section 1435-07-1(a)(3) because it embodies the distinctive characteristics of a type, period, and method of construction, particularly the Second Empire, Queen Anne, and Neoclassical Revival styles of architecture; and

WHEREAS, Council finds that the historic designation of the Brinker Building conforms to the “Sustain” Initiative Area goal of Plan Cincinnati (2012) to “[p]reserve our natural and built environment” as described on page 193; and

WHEREAS, Council considers the designation of the Brinker Building as a local historic landmark and the adoption of related conservation guidelines to be in the best interest of the City and the general public’s health, safety, and general welfare; now, therefore,

BE IT ORDAINED by the Council of the City of Cincinnati, State of Ohio:

Section 1. That Council approves the Designation Report for the structure located at 4030 Glenway Avenue (“Brinker Building”), which report is attached to this ordinance as Attachment A and incorporated herein by reference, and Council specifically adopts as its own findings that the Brinker Building, as depicted on Attachment B, attached hereto and incorporated herein by reference, and located on the real property more particularly described on Attachment C, attached hereto and incorporated herein by reference, has historic significance and qualifies in all respects for designation as a historic landmark under Chapter 1435 of the Zoning Code of the City of Cincinnati (“Zoning Code”); specifically, Council designates the Brinker Building as a local historic landmark under Zoning Code Sections 1435-07-1(a)(1) and 1435-07-1(a)(3).

Section 2. That the Zoning Map of the City of Cincinnati is amended to superimpose over the existing underlying zoning district the designation of the Brinker Building as a local historic landmark.

Section 3. That, pursuant to Zoning Code Chapter 1435, Council hereby adopts the “Brinker Building Historic Conservation Guidelines,” attached hereto as Attachment D and incorporated herein by reference, which guidelines shall govern the preservation, rehabilitation, or modification of the Brinker Building local historic landmark.

Section 4. That the Clerk of Council is directed to promptly notify the Historic Conservation Board, the City Planning Commission, the Director of City Planning and Engagement, the Director of Buildings and Inspections, and the City Solicitor of the local historic landmark designation of the Brinker Building.


Section 5. That this ordinance shall be an emergency measure necessary for the preservation of the public peace, health, safety, and general welfare and shall, subject to the terms of Article II, Section 6 of the Charter, be effective immediately. The reason for the emergency is that the designation of the Brinker Building makes the property immediately eligible for Ohio Historic Preservation Tax Credits, absent which designation the property cannot otherwise qualify by the pending application deadline. The tax credits will assure the rehabilitation of the Brinker Building and will facilitate a project that will contribute to the economic growth and vitality of the West Price Hill neighborhood.

Passed: _____, 2026

Aftab Pureval, Mayor

Attest: _____
Clerk

Landmark Designation Request
4030 Glenway Avenue
The Brinker Building



Submitted to: Doug Owen, Urban Conservator
City of Cincinnati Department of Planning & Community Engagement

Prepared and submitted by: 8K Company
Project Contact: Morgan Noel Smith 513-344-8401

September 5, 2025



Table of Contents

<i>Introduction</i>	<i>3</i>
<i>Setting.....</i>	<i>3</i>
<i>Architectural Significance</i>	<i>3</i>
<i>Historical Significance.....</i>	<i>4</i>
<i>Community Engagement</i>	<i>6</i>
<i>Legal Descriptions.....</i>	<i>6</i>
<i>Map of Boundary</i>	<i>8</i>
<i>Justification of boundary</i>	<i>8</i>
<i>Research methodology.....</i>	<i>9</i>
<i>References</i>	<i>9</i>

Introduction

At 4030 Glenway Avenue, the Brinker Building is one of few examples of architectural styles dominant in the early 20th-century transitional period that still remain in the Glenway Avenue “East” business district, as defined in the West Price Hill’s 2022 *Belong Be Strong* business district revitalization plan. The Brinker Building was erected in 1910, having seen little alterations in terms of use, footprint, roofline, and interior characteristics. The building is transitional in style, having been built at the tail end of the Victorian era when styles were shifting from heavy ornamentation and detailing to more simplified, pragmatic design. Elements of Second Empire, Italianate, and Queen Anne styles are present on the façade. A typical mixed-use building of the era, the Brinker Building has been home to multiple residents and families as well as numerous small businesses over the past century.

According to CZC 1435-07-01, the Brinker Building (3) *embodies the distinctive characteristics of a type, period, or method of construction that represents a significant and distinguishable entity*. The request is also consistent with Chapter 1435-03 of the Cincinnati Zoning Code (Historic Conservation), “*to safeguard the heritage of the city by preserving districts and landmarks which reflect elements of its history, architecture and archeology, engineering or culture*”. Preserving the Brinker Building will result in the meticulous preservation of one of very few unmodified 100+ year old structures along this area of Glenway Avenue.

Setting

Located on the north of Glenway Avenue, between Gilsey and Iliff Avenues in West Price Hill, the Brinker Building sits at street level, directly accessible from the sidewalk and road. Today, Glenway Avenue serves as a major thoroughfare for commuters traveling between Cincinnati neighborhoods and beyond, while also acting as a central hub for local commerce and education within the Glenway Avenue East business district. The area is home to a mix of small businesses such as LaRosa’s Pizzeria, Custom Cutts Barbershop, and Brogan-Hesketh Formal Wear, alongside larger institutions like Elder High School, Seton High School, and the Boys and Girls Club. Together, they make Glenway Avenue East a primary center of economic and community activity in West Price Hill.

Architectural Significance

Having been built in 1910, the Brinker Building can be characterized by its transitional architectural style, representing a blend of Second Empire, Queen Anne, Neoclassical Revival, and other styles of the era. The most striking feature is the mansard roof with paired, gabled dormers which were a hallmark of the French Second Empire style. By the time this structure rose, these styles were no longer cutting-edge, but the continued use here speaks to the enduring appeal of its vertical emphasis and distinctive roofline, especially for mixed-use commercial buildings seeking a touch of elegance.

Below the roof, the upper façade borrows from a variety of Victorian era traditions, visible in the tall, narrow windows of the second story and the accompanying use of contrasting stone lintels. The belt course is a feature often found in Second Empire, Italianate, and several other architectural styles of the era. Finally, an influence of Queen Anne style is evident through the corbelled brick cornice and partial pilasters on the second story. These details recall the mid-19th-century urban townhouse aesthetic, though here they are somewhat simplified, a reflection of more cost-conscious early 20th-century building practices.

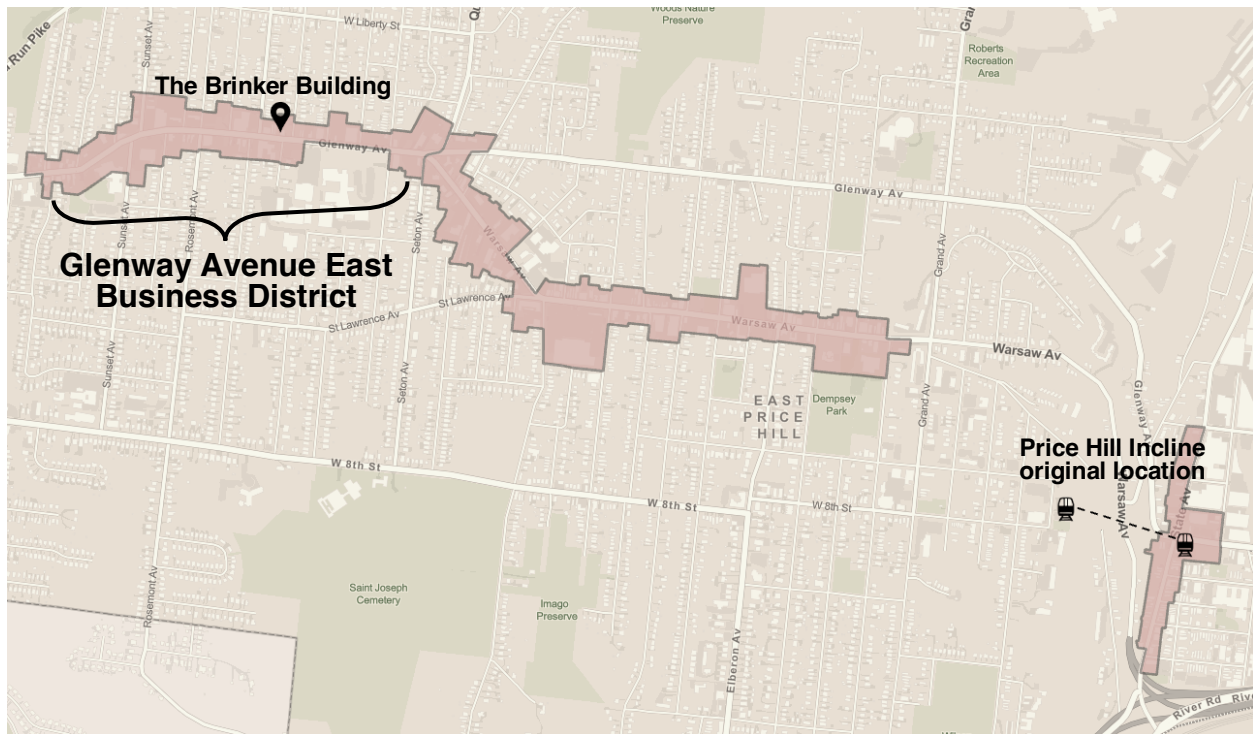
The storefront at street level has been heavily altered, but maintains the basic configuration of recessed entry flanked by display windows, hinting at an early 20th-century commercial style sensibility. The symmetry and flat plane of the façade also echo the pared-down, functional approach of Victorian era influences, though without that style's large expanses of glass.

In the context of Cincinnati's architectural landscape, this building is practically a poster child for local trends of the era. Around 1910, many of the city's smaller-scale commercial and residential structures still leaned heavily on Victorian-era stylistic vocabulary, even as national tastes shifted toward Beaux-Arts formality or Craftsman simplicity. Cincinnati builders often blended Italianate window proportions, robust brickwork, and decorative stone trim with the still-fashionable, but slightly old-fashioned, mansard roofs of Second Empire influence. This created a distinctive hybrid style that defined entire streetscapes, particularly in mixed-use corridors. It can be imagined that Glenway Avenue surrounding the Brinker Building may have once been home to many of these blended-style structures. The building's combination of practicality, ornament, and vertical presence embodies the way Cincinnati adapted older styles to fit modern needs without abandoning its architectural heritage, a practice that is still in place today.

Altogether, the building is a hybrid: a 1910 structure wearing the stylistic clothing of the late Victorian era, with Second Empire grandeur up top, Italianate refinement in the middle, and a pragmatic early 20th-century commercial base. It stands as a reminder that architectural fashion often lingers well past its supposed expiration date, especially in smaller-scale, utilitarian urban buildings.

Historical Significance

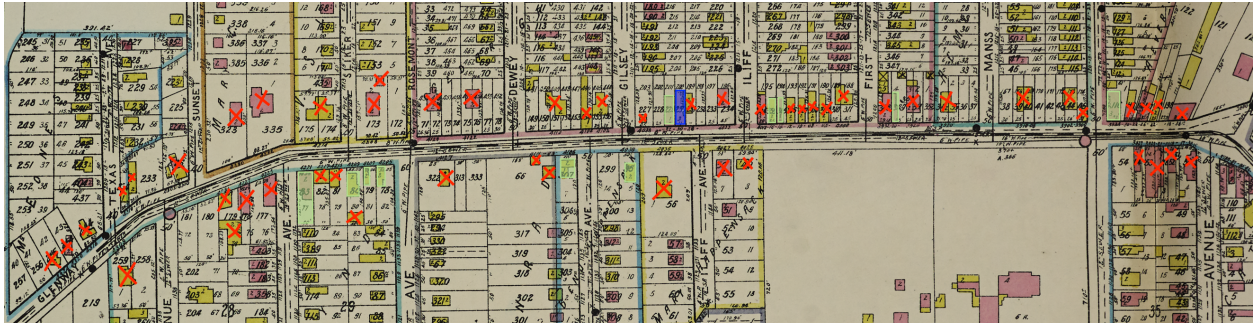
The area we now call Price Hill was settled in the early 19th century as Cincinnatians had a desire to escape pollution, congestion, and noise that defined downtown living at the time. General Rees E. Price purchased and developed large areas of the hill, giving the neighborhood its name. The construction of an incline from downtown to Price Hill catalyzed development in the neighborhood, leading to the migration of thousands of residents. At its base, where 8th Street meets Glenway Ave, commercial activity flourished, establishing Glenway as one of the West Side's primary business corridors.



What is now the Glenway Avenue East Business District was, and still is, a hub for education and faith. In 1854, the Sisters of Charity of Cincinnati founded Mount St. Vincent Academy, a combined day and boarding school for girls, at their initial motherhouse located at Mount Harrison on East Price Hill. Three years later, in 1857, they acquired the expansive Judge Alderson estate in West Price Hill, just across Glenway Avenue from where the Brinker Building now stands. They called this property “Cedar Grove”. By 1858, a new academy building was erected on the property to accommodate growing enrollment. This site not only served as the motherhouse but also became the vibrant center of their educational and spiritual mission; it remained home to Mount St. Vincent Academy until 1927, when Seton High School took its place.

The Brinker Building, constructed in 1910, provides a window into the block’s commercial history. From 1910 to 1915, it housed Franz Brinker Hardware, run by its namesake, a German immigrant who lived and passed away at 4030 Glenway. In 1916–1917, the building was home to Leo Dirr F. Hardware, before the business relocated to 3629 Warsaw by 1923. Later, from 1929 to 1943, Stein’s Cleaners, operated by Robert Stein, occupied the space, reflecting the growing neighborhood service economy. In 1922, Elder High School laid its cornerstone across the street from the Brinker Building. Since then, this block of Glenway has remained a hub for Catholic life on Cincinnati’s West Side, with Glenway Avenue serving as the neighborhood’s main street.

The Glenway Avenue East Business District is approximately 0.5 miles of Glenway Ave. In 1922, it was lined with approximately 65 frame and brick, stone, or concrete buildings, one being the Brinker Building. Of the 65, only 12 still stand as of today’s date. The map below shows just which buildings stand (green) including the Brinker Building (blue). The remaining 53 were demolished at some point in history. Most of the remaining dozen are heavily modified from their original design and/or dilapidated and blighted, as evidenced in Exhibit A.



Storefront activity declined during WWII as the Price Hill Incline was closed, reducing foot traffic along Glenway Avenue. Thereafter, the building may have been home to miscellaneous small businesses. By the 1970s, Tom Carlton Movers was operating there. The most recent use of the building was as apartments and a police substation in 2007. Since then, the building has sat vacant and fallen into deterioration. While structurally sound, the Brinker Building is in urgent need of reinvestment to ensure preservation.

Community Engagement

The Brinker Building is neighbor to two notable anchor institutions: Elder and Seton High Schools – both coming with large communities. In 2018, community members and residents fought proposed demolitions. They were successful: demolition efforts were “paused to honor the neighborhood’s desire to see the buildings saved and reutilized”. In 2019, Price Hill Will acquired the property that the Brinker Building sits on, as well as surrounded parcels, with the intention to redevelop the site in order to benefit the neighborhood and Elder and Seton communities. Now, to achieve this goal, historic designation is sought in order to unlock additional financing opportunities and deliver a product to the community that deserves it.

Landmarking of the Brinker Building is in line with the neighborhood’s community plan *Belong Be Strong* (2022), specifically:

Business Development/Engagement

- Goal 1: Strive to revitalize empty storefronts in each business district.
- Goal 3: Connect and improve each business district through an improved pedestrian experience.

Marketing

- Goal 1: Promote the history and pride of West Price Hill.

Future Land Use goals

- Increasing commercial uses and meaningful development along each of the business districts
- Revitalize empty storefronts in each business districts
- Developing and enhancing the aesthetic and identity of the main transportation corridors

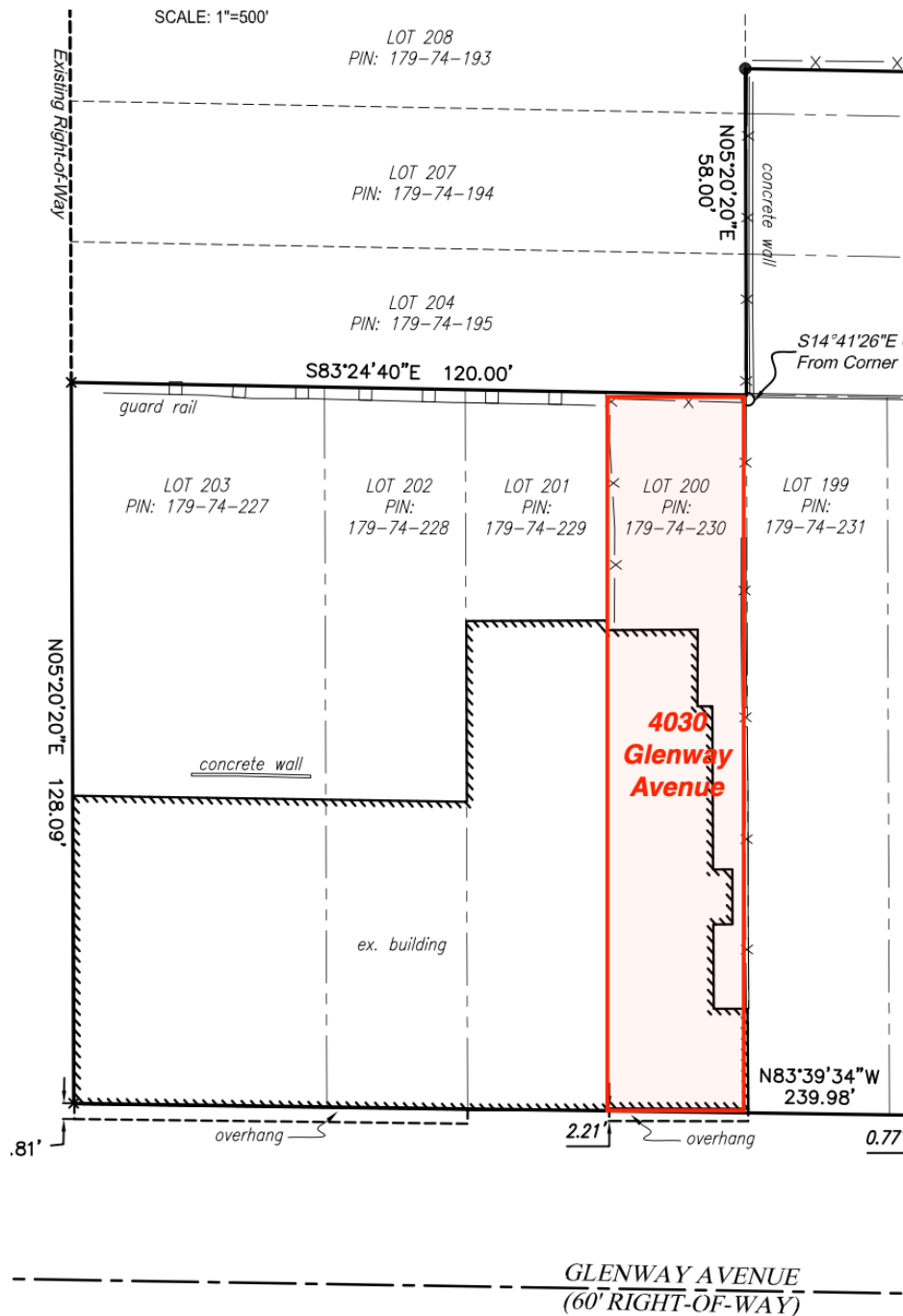
Legal Descriptions

Property Address: 4030 Glenway Avenue, Cincinnati, Ohio 45205

Auditor’s Parcel No.: 179-0074-0230-00

Situate in the City of Cincinnati, Hamilton County, Ohio, being known and designated as Lot No. 200 of the Subdivision of The Cedar Grove Land and Building Association as shown by the plat thereof recorded in Plat Book 4, Page 220 of the records of Hamilton County, Ohio fronting 25 feet on the north side of Glenway Avenue, known, numbered and designated as Municipal Number 4030 Glenway Avenue and extending back 127.57 feet in depth and being the same premises set forth and described in the deed from Benjamin B. Pink to Sarah Bishow recorded February 16, 1924 in Deed Book 1320, Page 522 of the Deed Records of Hamilton County, Ohio, and being the same premises set forth and described in the deed from Sarah Bishow to Rubin Stein and Tillie Stein recorded February 16, 1924 in Deed Book 1325, Page 203 of the Deed Records of Hamilton County, Ohio

Map of Boundary



Justification of boundary

The boundary is based on the legally recorded boundary line for the property. 4030 Glenway occupies a single parcel which has no other structures.

Research methodology

Research was conducted in various methods, utilizing both online and hard copy resources and data. Sources include the Price Hill Historical Society, Cincinnati Hamilton County Public Library, Ohio Historical Newspapers, Digital Library from the Cincinnati & Hamilton County Public Library, Newsdex, and Sanborne Fire Insurance Maps.

References

<https://pricehill.org/Price-Hill-History>

<https://www.cincinnati.com/story/news/2021/08/30/price-hill-fighting-brewery-and-restaurant-near-elder-and-seton/8250676002/>

<https://www.proquest.com/hnpohiocollection1?accountid=39387>

<https://digital.cincinnati.library.org/>

https://newsdex.chpl.org/?_gl=1*1ezl0qm*_ga*NjUwMTMwNTM5LjE3NTMxOTA3MTk.*_ga_QQ6PLFKMN0*czE3NTU3OTk1NzQkbzMkZzEkdDE3NTU3OTk3MTMkajE0JGwwJGgw

Incline Business District Master Plan, 2011, Price Hill Will

<https://cincinnati-transit.net/incline-pricehill.html>

<https://www.hmdb.org/m.asp?m=187292>

<https://rebeccawingo.com/courses/phwild/ph-wild/historic-landmarks/price-hill-incline/>

Belong, Be Strong: West Price Hill, 2022, Price Hill Will

Exhibit A

The following buildings appear on the 1922 Sanborn Map in the present day Glenway Avenue East Business District area. The screenshots show their existing state as of 2024 or 2025. This Exhibit is not exhaustive. Building dates are approximate, based on Hamilton County Auditor data.



3834 Glenway Ave – built 1900



4016 Glenway Ave (left) – built 1900 & 4014 Glenway Ave (right) – built 1900



4105 Glenway Ave – built 1900



4205 Glenway Ave – built 1908

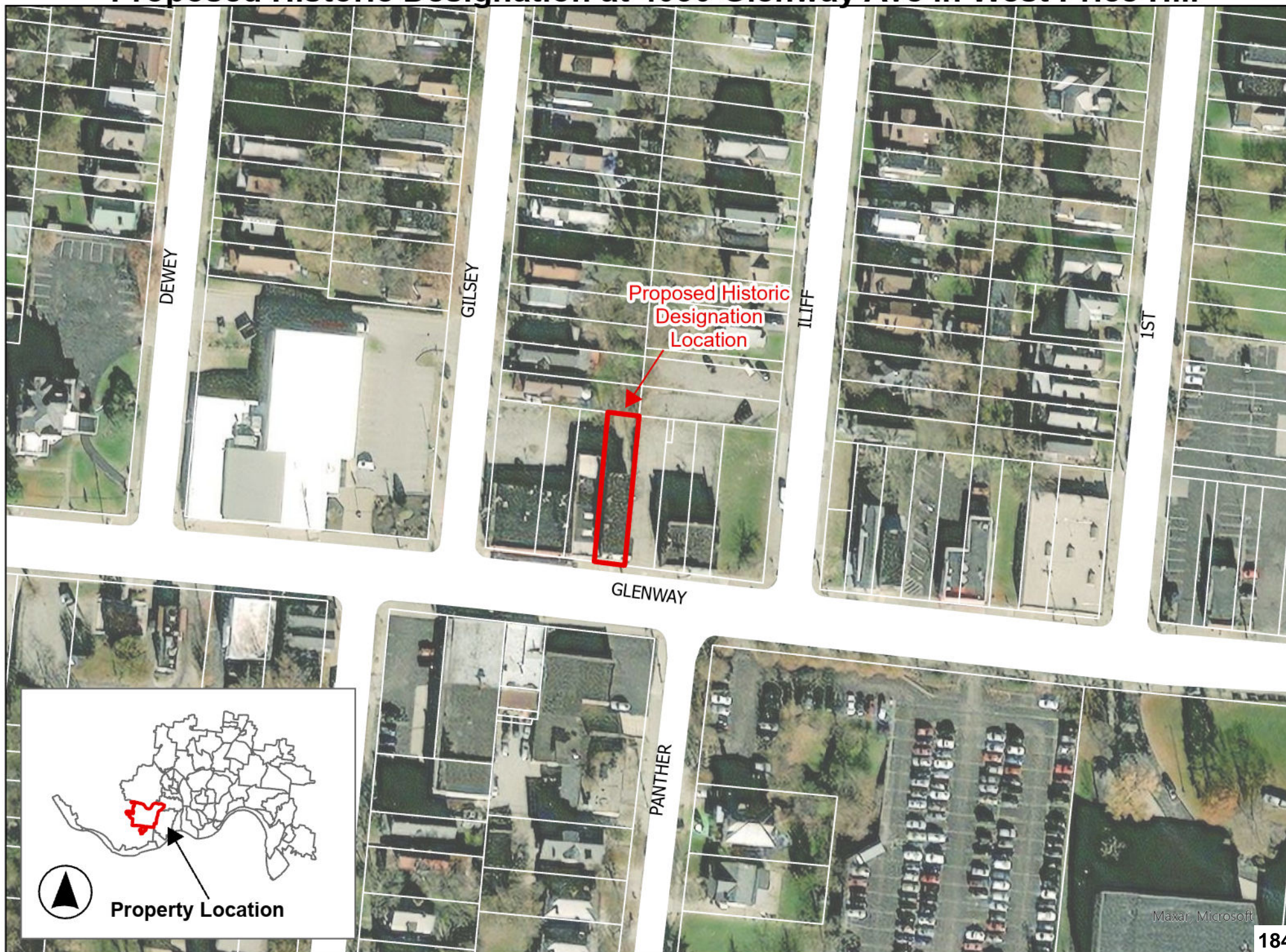


4207 Glenway Ave – built 1905



4209 Glenway Ave – built 1903

Proposed Historic Designation at 4030 Glenway Ave in West Price Hill



Property Address: 4030 Glenway Avenue, Cincinnati, Ohio 45205
Auditor's Parcel No. 179-0074-0230-00

Situate in the City of Cincinnati, Hamilton County, Ohio, being known and designated as Lot No. 200 of the Subdivision of The Cedar Grove Land and Building Association as shown by the plat thereof recorded in Plat Book 4, Page 220 of the records of Hamilton County, Ohio fronting 25 feet on the north side of Glenway Avenue, known, numbered and designated as Municipal Number 4030 Glenway Avenue and extending back 127.57 feet in depth and being the same premises set forth and described in the deed from Benjamin B. Pink to Sarah Bishow recorded February 16, 1924 in Deed Book 1320, Page 522 of the Deed Records of Hamilton County, Ohio, and being the same premises set forth and described in the deed from Sarah Bishow to Rubin Stein and Tillie Stein recorded February 16, 1924 in Deed Book 1325, Page 203 of the Deed Records of Hamilton County, Ohio.

Conservation Guidelines
4030 Glenway Avenue
The Brinker Building

Note: Within the context of these historic conservation guidelines, the primary façade of the Brinker Building is the south elevation facing Glenway Avenue. The west and east side elevations are secondary, while the north elevation at the rear is utilitarian.

These guidelines are intended to ensure that rehabilitation will maintain the significant features of 4030 Glenway Avenue. They are not strict rules but serve as a guide for the Historic Conservation Board to assess the compatibility and appropriateness of proposed rehabilitation work. Reviews by the Board are limited to exterior changes. Repair and maintenance that does not alter significant features, and complies with the intent of these guidelines, does not require review. Interior alterations are not within the purview of the Board.

The following approaches are recommended:

1. Repair and Maintenance

- a. Ordinary repair and maintenance of like and kind for visible features, which does not change the appearance of the building, is acceptable
- b. Rehabilitation may include preservation, restoration, reconstruction, or a combination of these, as appropriate

2. Maintenance

- a. Existing visible features that contribute to the building's character and are in good condition should be maintained and preserved
- b. Damaged visible features should be repaired rather than replaced wherever feasible

3. Replacements

- a. Replacement of features that are badly damaged, deteriorated beyond repair, or missing should harmonize with the building's original character
- b. Replication is appropriate but not required. Compatible contemporary materials may be considered if they match the historic scale, texture, and/or appearance

Specific Guidelines

Materials: The primary exterior material is common brick masonry laid in common bond. Replacement brick or stone should closely match the historic in color, size, bond, and texture. Synthetic materials may be considered for secondary facades if visually compatible.

Masonry Repointing: Repointing of deteriorated and/or missing mortar shall match the existing historic mortar as close as possible. Elements of the new repointing mix shall be consistent with the existing mortar in formulation, aggregate size, texture, color, and method of application. It is recommended that test patches be applied adjacent to existing mortar and allowed to dry. An assessment should be made of new repointing mix with respect to varied constituents to be matched. The sample that closely matches the original mortar should be used for the repointing.

Masonry Cleaning: Sandblasting diminishes the integrity of building materials. It is not an approved cleaning method. Should cleaning of exterior materials be undertaken, no harm should result from the approach taken to do the work. In the event that cleaning of building materials is undertaken, use the gentlest method possible to accomplish good results. Scrubbing with a bristle brush and a mild non-ionic detergent is recommended. Should this method be found ineffective, the use of approved chemical cleaning application can be used only after test patches have determined the most gentle means with respect to composition of cleaning agent, method of application, and cleaning results.

Water-Repellent Coatings: Use of water-repellent coatings on historic buildings is not permitted. The problem of water infiltration into a building is associated with structural or maintenance issues. Water-repellent coatings compound problems because the coating encapsulates moisture and does not allow it to evaporate naturally.

Window and Door Openings: Original wall openings on primary façades should not be altered or filled. On secondary façades, original wall openings should not be significantly altered without consideration of the impact to the overall character of the original design.

Entrances: Original doors should be repaired rather than replaced where feasible and where appropriate access and security can be achieved in compliance with building codes. If replacement of doors becomes necessary, new doors should be compatible in scale, size, type, kind, style, color and finish.

Windows: Original windows should be repaired rather than replaced where feasible. If replacement of windows is necessary due to their deteriorated condition and energy performance, new windows should be compatible in scale, configuration, style, size and color. Minor variations in replacement sash frames may be considered. Aluminum sashes are acceptable. Insulated glass of clear hue is acceptable. Rehabilitating a historic building to accommodate a new use may require increasing the number of window openings in a secondary elevation or a formerly blank wall to increase access to natural light and ventilation. Any new windows will be of a simple design to differentiate them and be distinguishable from the original, historic windows. Where energy performance improvements are necessary, interior-mounted or otherwise minimally visible storm windows may be installed, provided they do not obscure, alter, or damage historic window features and are reversible.

Ornamentation: Significant architectural features including brick and stone detailing elements should be preserved or conserved. Do not make replacements or substitutions of different size, scale, design, or incompatible materials. Replacement ornamentation should closely match originals in character, scale, configuration, style, size, texture, and color. Some synthetic materials, including fiberglass castings or composite materials, may be considered.

Roof: Chimneys, parapets, and other architectural features that define the buildings' roofline should be maintained. On primary façades, vents, skylights, rooftop utilities, and equipment such as elevator mechanicals and other new roof elements should be placed so that they are inconspicuous from the street. The primary architectural feature at the roofline is a mansard

roof, which appears to have slate tiles. The mansard material should be preserved and conserved wherever possible. Replacements will closely match original character, scale, configuration, style, size, texture, and color.

Painting: The building is not painted on the primary façade. The East façade has a portion of painted brick. Repainting exterior features that were historically painted is acceptable, using colors that are appropriate for the buildings' age, history, and style. Existing exterior elements that were historically not painting should be left unpainted.

Outside Attachments: Exterior light fixtures should be appropriate to the style of the building, or simple and contemporary. Where exterior light fixtures of a decorative nature consistent with the overall building history exist, repair, preserve, or reconstruct whenever possible and feasible to do so. Mercury vapor, high-pressure sodium, or other light sources that impart distortions of color when illuminated are not appropriate. Exterior light fixtures should be mounted or constructed so as not to cast undue glare onto neighboring buildings or damage the building on which they are mounted. The awning on the primary façade is not historical in nature and should be removed, with the materials underneath being repaired.

Signs: Signs should be designed for clarity, legibility, and compatibility with the building on which they are located. Signs on the property should not materially cover or obscure significant architectural features. Signs should be externally illuminated or based on historic precedent. Neon or shadow lettering internally illuminated signs are acceptable if designed and sized to be compatible with other signage in the vicinity. Temporary signage is permitted without review by the Historic Conservation Board.

Additions and Exterior Alterations

Additions: Additions should follow existing codes, and regulations. Any addition should be compatible in character with the original building, with sensitivity to existing massing and scale, site, and appearance within the building's existing context. Additions should be sympathetic, may be complementary, but need not be imitative in design. Additions should be designed to relate architecturally, not overwhelm the original building.

Alterations: Alterations should follow construction guidelines for alterations, codes, and regulations. Alterations should not change or alter significant architectural features on primary facades. On secondary and utilitarian elevations, alterations may be designed to minimize impact on the overall character of the building.

Appropriateness: The appropriateness of design solutions for additions and alterations will consider how well the proposed design for the addition or alteration relates to the original building and neighboring buildings and how closely the proposed addition or alteration meets the general and specific intentions of these guidelines.

Site Improvements: Site improvements, such as improvement and/or alteration to existing paving, fences, and landscaping should be in keeping with the character of the building and not detract from its setting or architectural character. The design of any new site improvement

construction should be in keeping with the character of the existing building and not detract from its setting or architectural character.

Demolition: Demolition may be considered if the demolition request is for an inappropriate addition or non-significant portion of the building and the demolition will not adversely affect those parts of the building which are significant as determined by the Historic Conservation Board.

December 19, 2025

Honorable City Planning Commission

SUBJECT: A report and recommendation on the proposed designation of the Brinker Building located at 4030 Glenway Avenue as a Local Historic Landmark in West Price Hill.

GENERAL INFORMATION:

Location: 4030 Glenway Avenue, Cincinnati, OH 45205

Petitioner/Owner: 8K
60 E. McMicken Avenue, Cincinnati, OH 45202

EXHIBITS:

- Exhibit A Location Map
- Exhibit B Designation Report and Conservation Guidelines
- Exhibit C Historic Conservation Board Staff Report and Recommendation
- Exhibit D Letters of Support

BACKGROUND:

On September 5, 2025, an application for the designation of the Brinker Building as a Local Historic Landmark was submitted by 8K. According to the Cincinnati Zoning Code (§1435-07-2-B), an application for the designation of a Local Historic Landmark shall be forwarded to the City Planning Commission following a public hearing of the Historic Conservation Board.

On December 1, 2025, the Historic Conservation Board (HCB) held a public hearing on the Historic Landmark designation application. After receiving evidence and testimony from the Urban Conservator and proponents of the designation, a quorum of board members voted unanimously to approve and recommend the Brinker Building to City Planning Commission and City Council for approval.

The City Planning Commission is charged with determining whether to follow the recommendation of the Historic Conservation Board (§1435-07-2-B-C). In making such determination, the City Planning Commission shall consider the following factors:

- 1) The relationship of the proposed designation to the comprehensive plans of the city and of the community in which the proposed Historic Landmark is located; and
- 2) The effect of the proposed designation on the surrounding areas and economic development plans of the city; and
- 3) Such other planning and historic preservation considerations may be relevant to the proposed designation.

The City Planning Commission has the duty to decide whether to approve or deny the designation and forward its decision, whether favorable or not, along with the conservation guidelines, to City Council.

Setting:

The Brinker Building is a mixed-use commercial building located on the north side of Glenway Avenue between Iliff Avenue on the east and Gilsey Avenue on the west in the West Price Hill neighborhood. The property consists of a single Hamilton County Parcel 179-0074-0230. The building is a 2.5-story building originally constructed in 1910 with Franz Brinker Hardware being the first occupant. West Price

Hill's growth was closely tied to the Price Hill Incline, which operated from 1874 to 1943. With the increased access to the hilltop community provided by the incline, new residences and businesses sprouted up throughout the community in the late nineteenth and early twentieth centuries. Much of the Glenway Avenue commercial corridor featured buildings similar to 4030 Glenway in size and massing. By 1922, approximately 65 buildings of a similar scale were present along the half-mile stretch of the Glenway Avenue East Business District.

Today, only 12 of these buildings remain with most being heavily modified or dilapidated. Glenway Avenue now serves as a major thoroughfare for commuters traveling between Cincinnati neighborhoods and beyond, while also acting as a central hub for local commerce and education within the Glenway Avenue East Business District. The area is home to a mix of small businesses such as LaRosa's Pizzeria, Custom Cutts Barbershop, and Brogan-Hesketh Formal Wear, alongside larger institutions like Elder High School, Seton High School, and the Boys and Girls Club. Together, they make Glenway Avenue East a primary center of economic and community activity in West Price Hill.

General Description:

Having been built in 1910, the Brinker Building can be characterized by its transitional architectural style, representing a blend of Second Empire, Queen Anne, Neoclassical Revival, and other styles of the era.

From the Designation Report:

The most striking feature is the mansard roof with paired, gabled dormers which were a hallmark of the French Second Empire style. By the time this structure rose, these styles were no longer cutting-edge, but the continued use here speaks to the enduring appeal of its vertical emphasis and distinctive roofline, especially for mixed-use commercial buildings seeking a touch of elegance. Below the roof, the upper façade borrows from a variety of Victorian era traditions, visible in the tall, narrow windows of the second story and the accompanying use of contrasting stone lintels.

The belt course is a feature often found in Second Empire, Italianate, and several other architectural styles of the era. Finally, the influence of Queen Anne style is evident through the corbelled brick cornice and partial pilasters on the second story. These details recall the mid-19th-century urban townhouse aesthetic, though here they are somewhat simplified, a reflection of more cost-conscious early 20th-century building practices.

Significance:

The Brinker Building is nominated as significant under Criteria 1 and 3 of the Cincinnati Zoning Code (§1435-07-1):

- 1. Association with events that have made a significant contribution to the broad patterns of our history;*

The Brinker Building represents the expansive growth of the West Price Hill neighborhood of Cincinnati following the construction of the Price Hill Incline in 1874 through its closure in 1943. With the opening of the incline in 1874, thousands of residents migrated to the area, which was now much more accessible. The building is one of the few remaining examples of this small

mixed-use storefront development that once dominated Glenway Avenue following the opening of the incline.

3. *Embodies the distinctive characteristics of a type, period, method of construction or that represent a significant and distinguishable entity whose components may lack individual distinction;*

The building is a vernacular brick masonry building that exhibits characteristics of several architectural styles that were popular during its construction ca. 1910. At the time of its construction, architectural styles were undergoing a transition from the previously popular Second Empire, Italianate and Queen Anne styles to more modern and streamlined Neoclassical Revival and Chicago Commercial style buildings. The subject property represents the transitional nature of this time period, featuring elements and influences of the Second Empire, Queen Anne, Neoclassical Revival and other styles.

No significant alterations or additions have occurred since the building's original construction ca. 1910. Minor reversible storefront alterations and replacement windows are the primary changes to the building. The building retains exceptional historic integrity, retaining its major character-defining features.

In summary, staff recommends the designation of The Brinker Building under sections §1435-07-1(a)(1) and §1435-07-1(a)(3) of the Zoning Code. The documentation in the attached designation and staff reports provides conclusive evidence that all required findings may be made for the proposed designation under Criteria 1 and 3. The proposed conservation guidelines for the property are sufficient and have been included.

ANALYSIS:

According to the Cincinnati Zoning Code (§1435-01-H3), certain findings must be made before a Local Historic Landmark can be designated by City Council. The building must be found to have historic significance. Historic significance means that the landmark must possess integrity of location, design, setting, materials, workmanship, feeling, association, and have attributes that:

1. Are associated with events that have made a significant contribution to the broad patterns of our history; or
2. Are associated with the lives of persons significant in our past; or
3. Embody the distinctive characteristics of a type, period or method of construction, or that represent a significant and distinguishable entity whose components may lack individual distinction; or
4. Have yielded, or may be likely to yield, information important in history or prehistory.

The Brinker Building is nominated under Criterion 1, "Association with events that have made a significant contribution to the broad patterns of our history," and Criterion 3, "Embodies the distinctive characteristics of a type, period, method of construction or that represent a significant and distinguishable entity whose components may lack individual distinction." The designation report and the documentation provided indicate that the building meets both criteria. The proposed conservation guidelines for the structure are sufficient and have been included.

No development plan has been presented to the Historic Conservation Office for this building at this time. The applicant has noted their intent to apply for Historic Preservation Tax Credits for renovations to the building for mixed-use commercial and residential use.

PUBLIC COMMENT AND NOTIFICATION:

The Department of City Planning and Engagement held a virtual public staff conference on the proposed designation on November 6, 2025. Notices were sent to property owners within a 400-foot radius of the subject property, the property owner, and the West Price Hill Community Council. The Historic Conservation Board also held a public hearing at its meeting on December 1, 2025.

All property owners within a 400-foot radius of the subject property, the property owner, and the applicant team, including the West Price Hill Community Council, were sent notification of the Public Staff Conference, the Historic Conservation Board meeting and the December 19, 2025 City Planning Commission meeting. Other than the applicant team, no community members attended either meeting.

Letters of support have been received from the Cincinnati Preservation Association, the West Price Hill Community Council, and Price Hill Will.

CONSISTENCY WITH PLANS:

Plan Cincinnati (2012)

The proposed designation is consistent with the Sustain Initiative Area of *Plan Cincinnati*, specifically the Goal to, “Preserve our natural and built environment” (p. 193). This designation will help to preserve this historically and architecturally significant building, making it eligible for state historic rehabilitation tax incentives.

Belong, Be Strong: West Price Hill (2022)

The proposed designation is consistent with multiple goals from West Price Hill’s neighborhood plan:

Business Development/Engagement:

Goal 1: Strive to revitalize empty storefronts in each business district

Goal 3: Connect and improve each business district through an improved pedestrian experience

Marketing:

Goal 1: Promote the history and pride of West Price Hill.

The designation is additionally consistent with Future Land Use goals:


- Increasing commercial uses and meaningful development along each of the business districts
- Revitalize empty storefronts in each business districts
- Developing and enhancing the aesthetic and identity of the main transportation corridors

RECOMMENDATION:

The staff of the Department of City Planning and Engagement recommends that the City Planning Commission take the following actions:

- 1) **APPROVE** the proposed designation of the Brinker Building located at 4030 Glenway Avenue as a Local Historic Landmark in West Price Hill under Criteria 1 and 3 of the Cincinnati Zoning Code (§1435-07-1a); and
- 2) **ADOPT** the conservation guidelines.

Respectfully submitted:



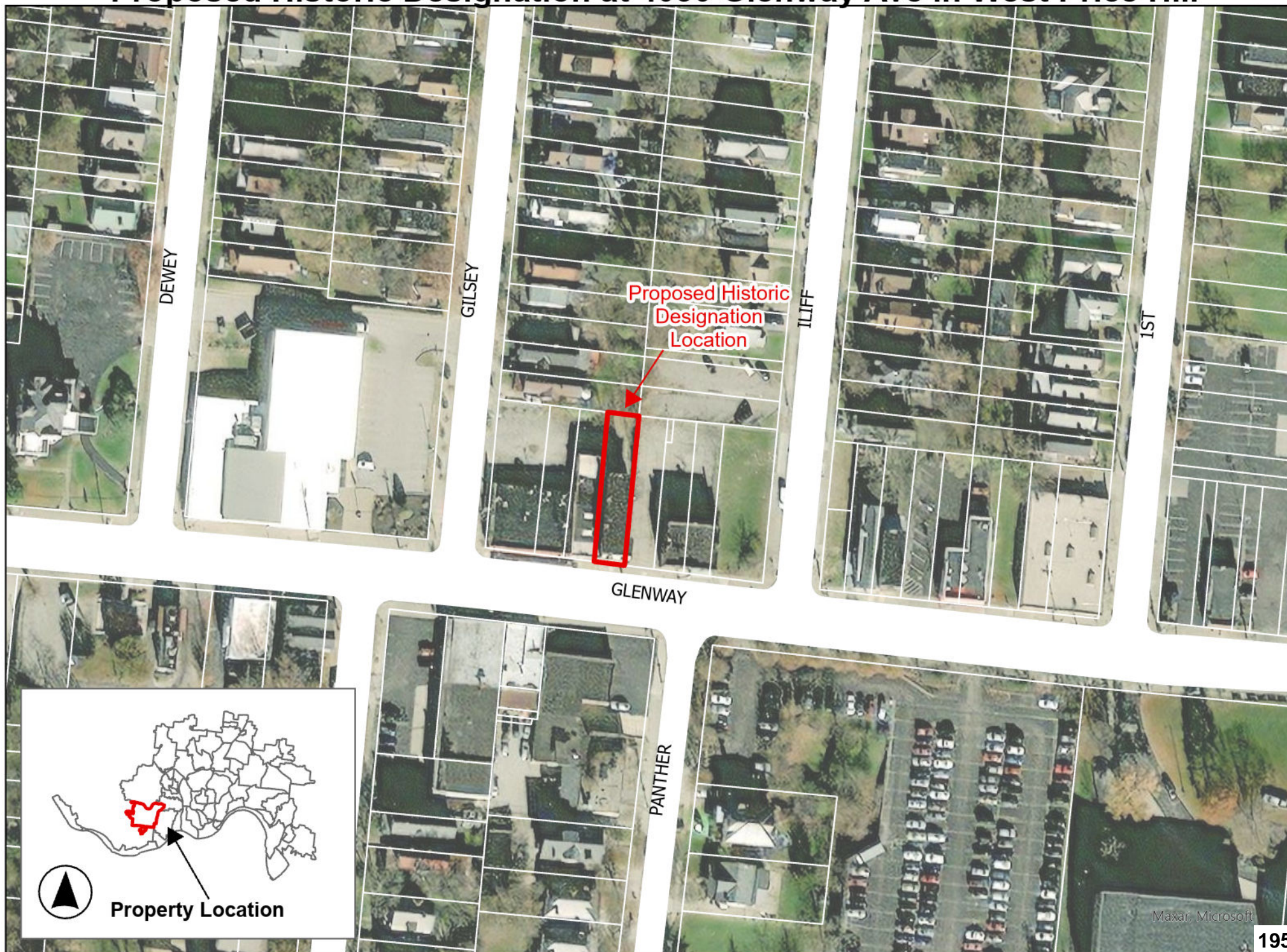
Jesse Urbancsik, Senior City Planner
Department of City Planning and Engagement

Approved:



Katherine Keough-Jurs, FAICP, Director
Department of City Planning and Engagement

Proposed Historic Designation at 4030 Glenway Ave in West Price Hill



Landmark Designation Request
4030 Glenway Avenue
The Brinker Building



Submitted to: Doug Owen, Urban Conservator
City of Cincinnati Department of Planning & Community Engagement

Prepared and submitted by: 8K Company
Project Contact: Morgan Noel Smith 513-344-8401

September 5, 2025



Table of Contents

<i>Introduction</i>	<i>3</i>
<i>Setting.....</i>	<i>3</i>
<i>Architectural Significance</i>	<i>3</i>
<i>Historical Significance.....</i>	<i>4</i>
<i>Community Engagement</i>	<i>6</i>
<i>Legal Descriptions.....</i>	<i>6</i>
<i>Map of Boundary</i>	<i>8</i>
<i>Justification of boundary</i>	<i>8</i>
<i>Research methodology.....</i>	<i>9</i>
<i>References</i>	<i>9</i>

Introduction

At 4030 Glenway Avenue, the Brinker Building is one of few examples of architectural styles dominant in the early 20th-century transitional period that still remain in the Glenway Avenue “East” business district, as defined in the West Price Hill’s 2022 *Belong Be Strong* business district revitalization plan. The Brinker Building was erected in 1910, having seen little alterations in terms of use, footprint, roofline, and interior characteristics. The building is transitional in style, having been built at the tail end of the Victorian era when styles were shifting from heavy ornamentation and detailing to more simplified, pragmatic design. Elements of Second Empire, Italianate, and Queen Anne styles are present on the façade. A typical mixed-use building of the era, the Brinker Building has been home to multiple residents and families as well as numerous small businesses over the past century.

According to CZC 1435-07-01, the Brinker Building (3) *embodies the distinctive characteristics of a type, period, or method of construction that represents a significant and distinguishable entity*. The request is also consistent with Chapter 1435-03 of the Cincinnati Zoning Code (Historic Conservation), “*to safeguard the heritage of the city by preserving districts and landmarks which reflect elements of its history, architecture and archeology, engineering or culture*”. Preserving the Brinker Building will result in the meticulous preservation of one of very few unmodified 100+ year old structures along this area of Glenway Avenue.

Setting

Located on the north of Glenway Avenue, between Gilsey and Iliff Avenues in West Price Hill, the Brinker Building sits at street level, directly accessible from the sidewalk and road. Today, Glenway Avenue serves as a major thoroughfare for commuters traveling between Cincinnati neighborhoods and beyond, while also acting as a central hub for local commerce and education within the Glenway Avenue East business district. The area is home to a mix of small businesses such as LaRosa’s Pizzeria, Custom Cutts Barbershop, and Brogan-Hesketh Formal Wear, alongside larger institutions like Elder High School, Seton High School, and the Boys and Girls Club. Together, they make Glenway Avenue East a primary center of economic and community activity in West Price Hill.

Architectural Significance

Having been built in 1910, the Brinker Building can be characterized by its transitional architectural style, representing a blend of Second Empire, Queen Anne, Neoclassical Revival, and other styles of the era. The most striking feature is the mansard roof with paired, gabled dormers which were a hallmark of the French Second Empire style. By the time this structure rose, these styles were no longer cutting-edge, but the continued use here speaks to the enduring appeal of its vertical emphasis and distinctive roofline, especially for mixed-use commercial buildings seeking a touch of elegance.

Below the roof, the upper façade borrows from a variety of Victorian era traditions, visible in the tall, narrow windows of the second story and the accompanying use of contrasting stone lintels. The belt course is a feature often found in Second Empire, Italianate, and several other architectural styles of the era. Finally, an influence of Queen Anne style is evident through the corbelled brick cornice and partial pilasters on the second story. These details recall the mid-19th-century urban townhouse aesthetic, though here they are somewhat simplified, a reflection of more cost-conscious early 20th-century building practices.

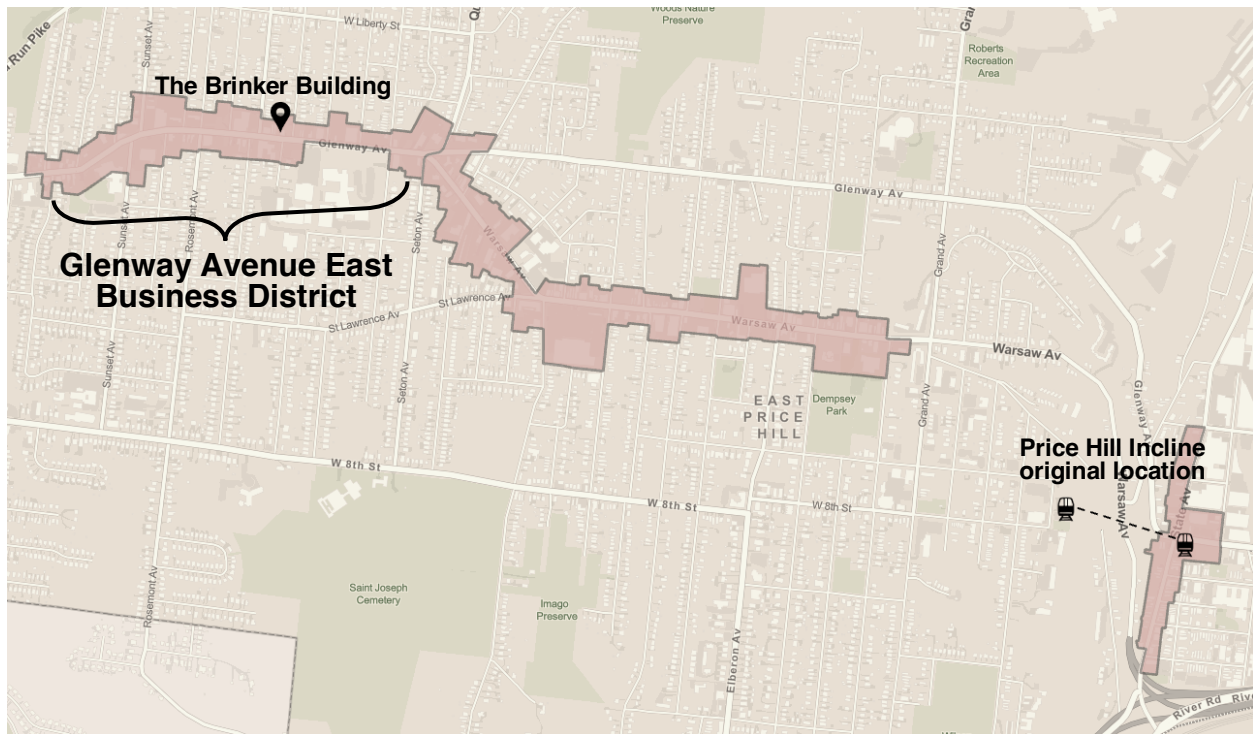
The storefront at street level has been heavily altered, but maintains the basic configuration of recessed entry flanked by display windows, hinting at an early 20th-century commercial style sensibility. The symmetry and flat plane of the façade also echo the pared-down, functional approach of Victorian era influences, though without that style's large expanses of glass.

In the context of Cincinnati's architectural landscape, this building is practically a poster child for local trends of the era. Around 1910, many of the city's smaller-scale commercial and residential structures still leaned heavily on Victorian-era stylistic vocabulary, even as national tastes shifted toward Beaux-Arts formality or Craftsman simplicity. Cincinnati builders often blended Italianate window proportions, robust brickwork, and decorative stone trim with the still-fashionable, but slightly old-fashioned, mansard roofs of Second Empire influence. This created a distinctive hybrid style that defined entire streetscapes, particularly in mixed-use corridors. It can be imagined that Glenway Avenue surrounding the Brinker Building may have once been home to many of these blended-style structures. The building's combination of practicality, ornament, and vertical presence embodies the way Cincinnati adapted older styles to fit modern needs without abandoning its architectural heritage, a practice that is still in place today.

Altogether, the building is a hybrid: a 1910 structure wearing the stylistic clothing of the late Victorian era, with Second Empire grandeur up top, Italianate refinement in the middle, and a pragmatic early 20th-century commercial base. It stands as a reminder that architectural fashion often lingers well past its supposed expiration date, especially in smaller-scale, utilitarian urban buildings.

Historical Significance

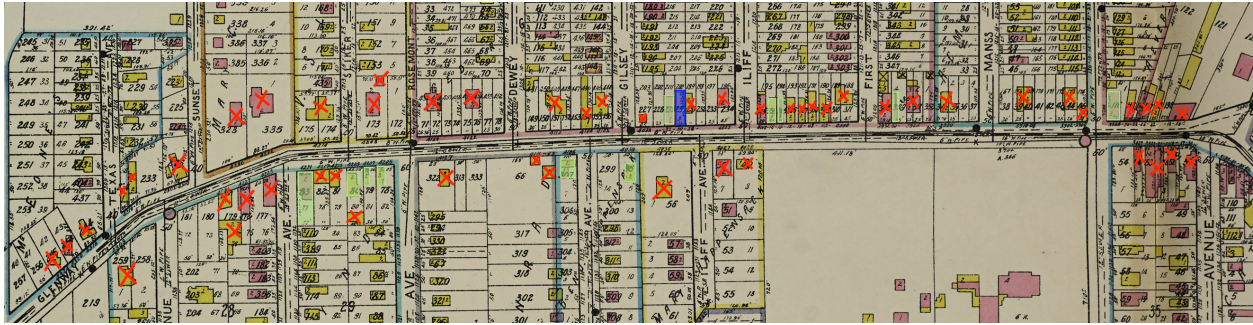
The area we now call Price Hill was settled in the early 19th century as Cincinnatians had a desire to escape pollution, congestion, and noise that defined downtown living at the time. General Rees E. Price purchased and developed large areas of the hill, giving the neighborhood its name. The construction of an incline from downtown to Price Hill catalyzed development in the neighborhood, leading to the migration of thousands of residents. At its base, where 8th Street meets Glenway Ave, commercial activity flourished, establishing Glenway as one of the West Side's primary business corridors.



What is now the Glenway Avenue East Business District was, and still is, a hub for education and faith. In 1854, the Sisters of Charity of Cincinnati founded Mount St. Vincent Academy, a combined day and boarding school for girls, at their initial motherhouse located at Mount Harrison on East Price Hill. Three years later, in 1857, they acquired the expansive Judge Alderson estate in West Price Hill, just across Glenway Avenue from where the Brinker Building now stands. They called this property “Cedar Grove”. By 1858, a new academy building was erected on the property to accommodate growing enrollment. This site not only served as the motherhouse but also became the vibrant center of their educational and spiritual mission; it remained home to Mount St. Vincent Academy until 1927, when Seton High School took its place.

The Brinker Building, constructed in 1910, provides a window into the block’s commercial history. From 1910 to 1915, it housed Franz Brinker Hardware, run by its namesake, a German immigrant who lived and passed away at 4030 Glenway. In 1916–1917, the building was home to Leo Dirr F. Hardware, before the business relocated to 3629 Warsaw by 1923. Later, from 1929 to 1943, Stein’s Cleaners, operated by Robert Stein, occupied the space, reflecting the growing neighborhood service economy. In 1922, Elder High School laid its cornerstone across the street from the Brinker Building. Since then, this block of Glenway has remained a hub for Catholic life on Cincinnati’s West Side, with Glenway Avenue serving as the neighborhood’s main street.

The Glenway Avenue East Business District is approximately 0.5 miles of Glenway Ave. In 1922, it was lined with approximately 65 frame and brick, stone, or concrete buildings, one being the Brinker Building. Of the 65, only 12 still stand as of today’s date. The map below shows just which buildings stand (green) including the Brinker Building (blue). The remaining 53 were demolished at some point in history. Most of the remaining dozen are heavily modified from their original design and/or dilapidated and blighted, as evidenced in Exhibit A.



Storefront activity declined during WWII as the Price Hill Incline was closed, reducing foot traffic along Glenway Avenue. Thereafter, the building may have been home to miscellaneous small businesses. By the 1970s, Tom Carlton Movers was operating there. The most recent use of the building was as apartments and a police substation in 2007. Since then, the building has sat vacant and fallen into deterioration. While structurally sound, the Brinker Building is in urgent need of reinvestment to ensure preservation.

Community Engagement

The Brinker Building is neighbor to two notable anchor institutions: Elder and Seton High Schools – both coming with large communities. In 2018, community members and residents fought proposed demolitions. They were successful: demolition efforts were “paused to honor the neighborhood’s desire to see the buildings saved and reutilized”. In 2019, Price Hill Will acquired the property that the Brinker Building sits on, as well as surrounded parcels, with the intention to redevelop the site in order to benefit the neighborhood and Elder and Seton communities. Now, to achieve this goal, historic designation is sought in order to unlock additional financing opportunities and deliver a product to the community that deserves it.

Landmarking of the Brinker Building is in line with the neighborhood’s community plan *Belong Be Strong* (2022), specifically:

Business Development/Engagement

- Goal 1: Strive to revitalize empty storefronts in each business district.
- Goal 3: Connect and improve each business district through an improved pedestrian experience.

Marketing

- Goal 1: Promote the history and pride of West Price Hill.

Future Land Use goals

- Increasing commercial uses and meaningful development along each of the business districts
- Revitalize empty storefronts in each business districts
- Developing and enhancing the aesthetic and identity of the main transportation corridors

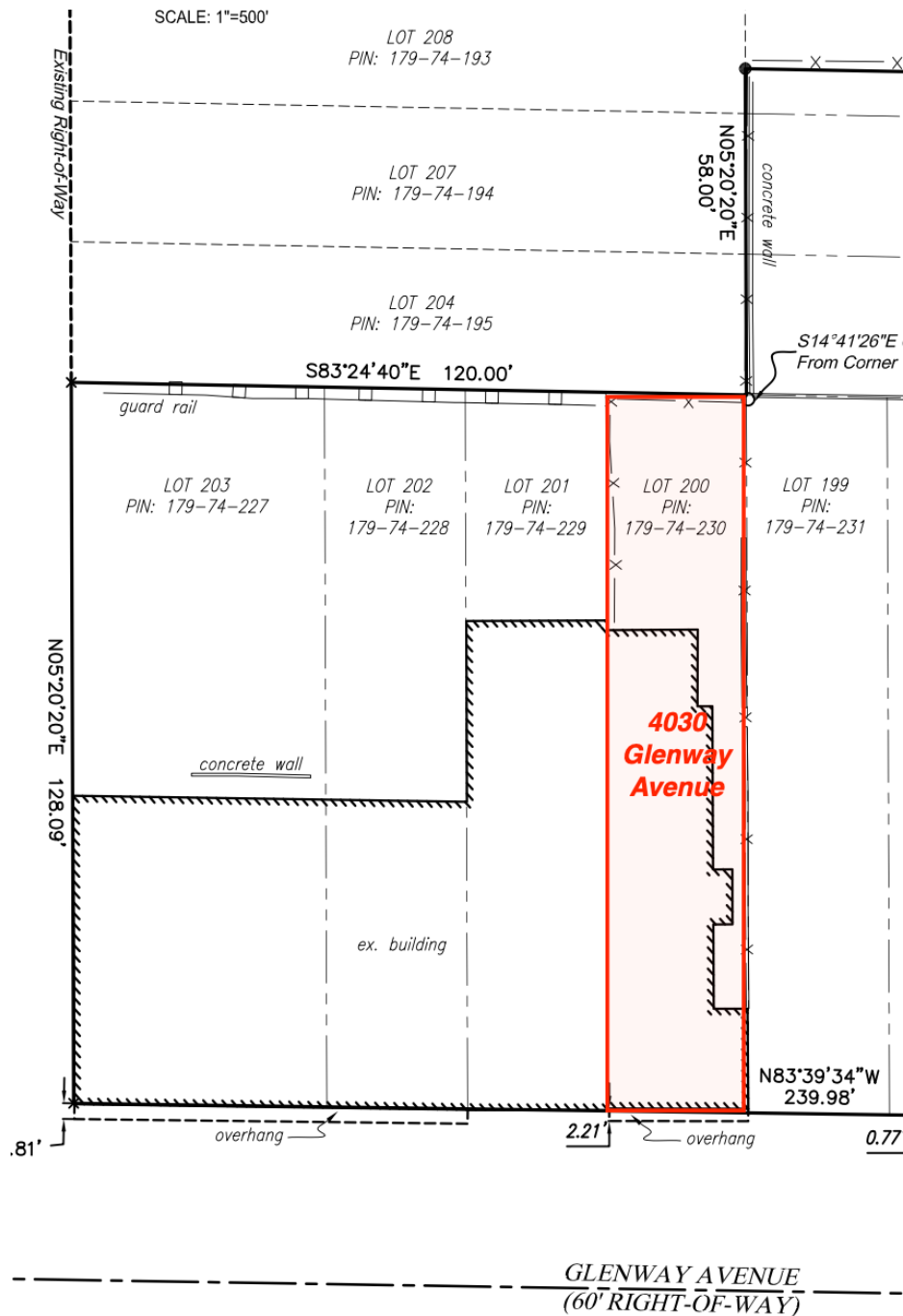
Legal Descriptions

Property Address: 4030 Glenway Avenue, Cincinnati, Ohio 45205

Auditor’s Parcel No.: 179-0074-0230-00

Situate in the City of Cincinnati, Hamilton County, Ohio, being known and designated as Lot No. 200 of the Subdivision of The Cedar Grove Land and Building Association as shown by the plat thereof recorded in Plat Book 4, Page 220 of the records of Hamilton County, Ohio fronting 25 feet on the north side of Glenway Avenue, known, numbered and designated as Municipal Number 4030 Glenway Avenue and extending back 127.57 feet in depth and being the same premises set forth and described in the deed from Benjamin B. Pink to Sarah Bishow recorded February 16, 1924 in Deed Book 1320, Page 522 of the Deed Records of Hamilton County, Ohio, and being the same premises set forth and described in the deed from Sarah Bishow to Rubin Stein and Tillie Stein recorded February 16, 1924 in Deed Book 1325, Page 203 of the Deed Records of Hamilton County, Ohio

Map of Boundary



Justification of boundary

The boundary is based on the legally recorded boundary line for the property. 4030 Glenway occupies a single parcel which has no other structures.

Research methodology

Research was conducted in various methods, utilizing both online and hard copy resources and data. Sources include the Price Hill Historical Society, Cincinnati Hamilton County Public Library, Ohio Historical Newspapers, Digital Library from the Cincinnati & Hamilton County Public Library, Newsdex, and Sanborne Fire Insurance Maps.

References

<https://pricehill.org/Price-Hill-History>

<https://www.cincinnati.com/story/news/2021/08/30/price-hill-fighting-brewery-and-restaurant-near-elder-and-seton/8250676002/>

<https://www.proquest.com/hnpohiocollection1?accountid=39387>

<https://digital.cincinnati.library.org/>

https://newsdex.chpl.org/?_gl=1*1ezl0qm*_ga*NjUwMTMwNTM5LjE3NTMxOTA3MTk.*_ga_QQ6PLFKMN0*czE3NTU3OTk1NzQkbzMkZzEkdDE3NTU3OTk3MTMkajE0JGwwJGgw

Incline Business District Master Plan, 2011, Price Hill Will

<https://cincinnati-transit.net/incline-pricehill.html>

<https://www.hmdb.org/m.asp?m=187292>

<https://rebeccawingo.com/courses/phwild/ph-wild/historic-landmarks/price-hill-incline/>

Belong, Be Strong: West Price Hill, 2022, Price Hill Will

Exhibit A

The following buildings appear on the 1922 Sanborn Map in the present day Glenway Avenue East Business District area. The screenshots show their existing state as of 2024 or 2025. This Exhibit is not exhaustive. Building dates are approximate, based on Hamilton County Auditor data.



3834 Glenway Ave – built 1900



4016 Glenway Ave (left) – built 1900 & 4014 Glenway Ave (right) – built 1900



4105 Glenway Ave – built 1900



4205 Glenway Ave – built 1908



4207 Glenway Ave – built 1905



4209 Glenway Ave – built 1903

Conservation Guidelines
4030 Glenway Avenue
The Brinker Building

Note: Within the context of these historic conservation guidelines, the primary façade of the Brinker Building is the south elevation facing Glenway Avenue. The west and east side elevations are secondary, while the north elevation at the rear is utilitarian.

These guidelines are intended to ensure that rehabilitation will maintain the significant features of 4030 Glenway Avenue. They are not strict rules but serve as a guide for the Historic Conservation Board to assess the compatibility and appropriateness of proposed rehabilitation work. Reviews by the Board are limited to exterior changes. Repair and maintenance that does not alter significant features, and complies with the intent of these guidelines, does not require review. Interior alterations are not within the purview of the Board.

The following approaches are recommended:

1. Repair and Maintenance

- a. Ordinary repair and maintenance of like and kind for visible features, which does not change the appearance of the building, is acceptable
- b. Rehabilitation may include preservation, restoration, reconstruction, or a combination of these, as appropriate

2. Maintenance

- a. Existing visible features that contribute to the building's character and are in good condition should be maintained and preserved
- b. Damaged visible features should be repaired rather than replaced wherever feasible

3. Replacements

- a. Replacement of features that are badly damaged, deteriorated beyond repair, or missing should harmonize with the building's original character
- b. Replication is appropriate but not required. Compatible contemporary materials may be considered if they match the historic scale, texture, and/or appearance

Specific Guidelines

Materials: The primary exterior material is common brick masonry laid in common bond. Replacement brick or stone should closely match the historic in color, size, bond, and texture. Synthetic materials may be considered for secondary facades if visually compatible.

Masonry Repointing: Repointing of deteriorated and/or missing mortar shall match the existing historic mortar as close as possible. Elements of the new repointing mix shall be consistent with the existing mortar in formulation, aggregate size, texture, color, and method of application. It is recommended that test patches be applied adjacent to existing mortar and allowed to dry. An assessment should be made of new repointing mix with respect to varied constituents to be matched. The sample that closely matches the original mortar should be used for the repointing.

Masonry Cleaning: Sandblasting diminishes the integrity of building materials. It is not an approved cleaning method. Should cleaning of exterior materials be undertaken, no harm should result from the approach taken to do the work. In the event that cleaning of building materials is undertaken, use the gentlest method possible to accomplish good results. Scrubbing with a bristle brush and a mild non-ionic detergent is recommended. Should this method be found ineffective, the use of approved chemical cleaning application can be used only after test patches have determined the most gentle means with respect to composition of cleaning agent, method of application, and cleaning results.

Water-Repellent Coatings: Use of water-repellent coatings on historic buildings is not permitted. The problem of water infiltration into a building is associated with structural or maintenance issues. Water-repellent coatings compound problems because the coating encapsulates moisture and does not allow it to evaporate naturally.

Window and Door Openings: Original wall openings on primary façades should not be altered or filled. On secondary façades, original wall openings should not be significantly altered without consideration of the impact to the overall character of the original design.

Entrances: Original doors should be repaired rather than replaced where feasible and where appropriate access and security can be achieved in compliance with building codes. If replacement of doors becomes necessary, new doors should be compatible in scale, size, type, kind, style, color and finish.

Windows: Original windows should be repaired rather than replaced where feasible. If replacement of windows is necessary due to their deteriorated condition and energy performance, new windows should be compatible in scale, configuration, style, size and color. Minor variations in replacement sash frames may be considered. Aluminum sashes are acceptable. Insulated glass of clear hue is acceptable. Rehabilitating a historic building to accommodate a new use may require increasing the number of window openings in a secondary elevation or a formerly blank wall to increase access to natural light and ventilation. Any new windows will be of a simple design to differentiate them and be distinguishable from the original, historic windows. Where energy performance improvements are necessary, interior-mounted or otherwise minimally visible storm windows may be installed, provided they do not obscure, alter, or damage historic window features and are reversible.

Ornamentation: Significant architectural features including brick and stone detailing elements should be preserved or conserved. Do not make replacements or substitutions of different size, scale, design, or incompatible materials. Replacement ornamentation should closely match originals in character, scale, configuration, style, size, texture, and color. Some synthetic materials, including fiberglass castings or composite materials, may be considered.

Roof: Chimneys, parapets, and other architectural features that define the buildings' roofline should be maintained. On primary façades, vents, skylights, rooftop utilities, and equipment such as elevator mechanicals and other new roof elements should be placed so that they are inconspicuous from the street. The primary architectural feature at the roofline is a mansard

roof, which appears to have slate tiles. The mansard material should be preserved and conserved wherever possible. Replacements will closely match original character, scale, configuration, style, size, texture, and color.

Painting: The building is not painted on the primary façade. The East façade has a portion of painted brick. Repainting exterior features that were historically painted is acceptable, using colors that are appropriate for the buildings' age, history, and style. Existing exterior elements that were historically not painting should be left unpainted.

Outside Attachments: Exterior light fixtures should be appropriate to the style of the building, or simple and contemporary. Where exterior light fixtures of a decorative nature consistent with the overall building history exist, repair, preserve, or reconstruct whenever possible and feasible to do so. Mercury vapor, high-pressure sodium, or other light sources that impart distortions of color when illuminated are not appropriate. Exterior light fixtures should be mounted or constructed so as not to cast undue glare onto neighboring buildings or damage the building on which they are mounted. The awning on the primary façade is not historical in nature and should be removed, with the materials underneath being repaired.

Signs: Signs should be designed for clarity, legibility, and compatibility with the building on which they are located. Signs on the property should not materially cover or obscure significant architectural features. Signs should be externally illuminated or based on historic precedent. Neon or shadow lettering internally illuminated signs are acceptable if designed and sized to be compatible with other signage in the vicinity. Temporary signage is permitted without review by the Historic Conservation Board.

Additions and Exterior Alterations

Additions: Additions should follow existing codes, and regulations. Any addition should be compatible in character with the original building, with sensitivity to existing massing and scale, site, and appearance within the building's existing context. Additions should be sympathetic, may be complementary, but need not be imitative in design. Additions should be designed to relate architecturally, not overwhelm the original building.

Alterations: Alterations should follow construction guidelines for alterations, codes, and regulations. Alterations should not change or alter significant architectural features on primary facades. On secondary and utilitarian elevations, alterations may be designed to minimize impact on the overall character of the building.

Appropriateness: The appropriateness of design solutions for additions and alterations will consider how well the proposed design for the addition or alteration relates to the original building and neighboring buildings and how closely the proposed addition or alteration meets the general and specific intentions of these guidelines.

Site Improvements: Site improvements, such as improvement and/or alteration to existing paving, fences, and landscaping should be in keeping with the character of the building and not detract from its setting or architectural character. The design of any new site improvement

construction should be in keeping with the character of the existing building and not detract from its setting or architectural character.

Demolition: Demolition may be considered if the demolition request is for an inappropriate addition or non-significant portion of the building and the demolition will not adversely affect those parts of the building which are significant as determined by the Historic Conservation Board.

ITEM 7

December 1, 2025

**APPLICATION FOR
LANDMARK DESIGNATION
HISTORIC CONSERVATION BOARD PUBLIC HEARING
STAFF REPORT**

APPLICATION #: N/A
 APPLICANTS: 8K Company
 OWNER: 8K Glenway LLC
 ADDRESS: 4030 Glenway Avenue
 PARCELS: 179-0074-0230
 ZONING: CC-P-T
 COMMUNITY: West Price Hill
 REPORT DATE: November 7, 2025
 STAFF REVIEW: Douglas Owen, Urban Conservator

Nature of Request:

The applicant is requesting a Local Historic Landmark Designation for the property located at 4030 Glenway Avenue known as the Brinker Building. The landmark designation is sought for the historic parcel boundary on parcel 179-0074-0230. The property is not currently listed on the National Register of Historic Places (NRHP) but was recorded on an Ohio Historic Inventory Form from 1976 (HAM-695-21).

1435-07-2-A: *Application for the consideration of the designation of a Historic District, Historic Landmark or a Historic Site may be made by the filing of a designation application, in such form as the Historic Conservation Board may prescribe, **by the owner of the subject property** or by the owner of a property within the area proposed to be designated, by Council or a member of Council, by the City Manager, by the Urban Conservator, by the City Planning Commission, or by a local community organization, including, but not limited to, preservation associations and community councils. No Historic Structure or Historic Site may be demolished or excavated during the pendency of a designation application, which commences upon the filing of a complete designation application.*

Summary and Background:

The Brinker Building is mixed-use commercial building located on the north side of Glenway Avenue between its intersection with Iliff Avenue on the east and Gilsey Avenue on the west in the West Price Hill neighborhood. The building is a 2.5-story building originally constructed ca. 1910 with Franz Brinker Hardware being the first occupant. West Price Hill's growth was closely tied to the Price Hill Incline, which operated from 1874 – 1943. With the increased access to the hilltop community provided by the incline, new residences and businesses sprouted up throughout the community in the late nineteenth and early twentieth centuries. Much of the Glenway Avenue commercial corridor featured buildings similar to 4030 Glenway in size and massing. By 1922, approximately 65 buildings of a similar scale were present on the ½ mile stretch of the Glenway Avenue East Business District. Today, only 12 of these buildings remain with most being heavily modified or dilapidated. The proposed Period of Significance is 1910-1943 when the incline closed and development shifted to larger auto-oriented buildings.



Figure 1. Location of property. Proposed approximate boundary shown in blue. Image from Cagis.



Figure 2. Image of subject property facing northwest. Image from applicant.




Figure 3. Image of Glenway Avenue taken from 1st Ave. in 1927. Image from UC Libraries collection.




Figure 4. Image of Glenway Ave. taken from 1st Av. in 2024. Image from Google.

Applicable Zoning Code Sections:

Zoning District: Section 1409 – Commercial Districts
Landmark Designation: Section 1435-07

Review Process

The procedure for consideration of an application for designation is detailed in 1435-07-2-B of the Zoning Code. It includes reviews by the Historic Conservation Board, City Planning Commission, and City Council. The complete process and review criteria are included below.

§ 1435-07-2-B. - Report, Public Hearing and Decision.

The procedure for the consideration of an application for the designation of a Historic Landmark, Historic District or Historic Site is as follows:

- a) *Report.* Within sixty (60) days of the receipt of a completed designation application, the Urban Conservator has the duty to prepare and send to the Historic Conservation Board a report and proposed conservation guidelines for the Historic Landmark, Historic District or Historic Site and a proposed boundary map for any Historic District. For a proposed Historic District, the Urban Conservator shall prepare and send to the Historic Conservation Board a list of all structures within the proposed Historic District that the Urban Conservator considers to be Non-Contributing Structures. Not later than thirty (30) days after receipt of the Urban Conservator's report and proposed conservation guidelines, the Historic Conservation Board shall schedule a public hearing on the proposed designation.
- b) *Historic Conservation Board.* After a public hearing on the proposed designation, the Historic Conservation Board has the duty to decide whether to recommend designation of the proposed Historic Landmark, Historic District or Historic Site and forward its decision, whether favorable or not, along with the proposed conservation guidelines to the City Planning Commission.
- c) *City Planning Commission.* Within thirty (30) days of the transmittal of the decision and recommendation of the Historic Conservation Board, the City Planning Commission shall hold a public hearing to determine whether to follow the recommendation of the Historic Conservation Board. In making such determination, the City Planning Commission shall consider all of the following factors:
 - a. The relationship of the proposed designation to the comprehensive plans of the city and of the community in which the proposed Historic Landmark, Historic District or Historic Site is located; and
 - b. The effect of the proposed designation on the surrounding areas and economic development plans of the city; and
 - c. Such other planning and historic preservation considerations as may be relevant to the proposed designation.

After a public hearing on the proposed designation and conservation guidelines, the City Planning Commission has the duty to decide whether to approve or

disapprove the designation and forward its decision, whether favorable or not, along with the conservation guidelines to Council.

- d) *Council.* Upon receipt of the decision of the City Planning Commission, Council shall vote to ordain or overrule the City Planning Commission's decision. A simple majority of the members elected to Council is required to ordain a designation; provided, however, if the City Planning Commission disapproves the designation, a two-thirds majority vote of Council is required to overrule the City Planning Commission's decision.

Designation Review

Historic Significance

Staff finds that, based on the attributes and architectural integrity outlined in the Designation Report, the application for the nomination of 4030 Glenway Avenue meets the requirements prescribed in Chapter 1435, specifically §1435-07-1, "Becoming a Historic Structure; Determination of Historic Significance".

The Cincinnati Zoning Code (CZC) § 1435-07-1(a), specifies that a structure or group of structures may be deemed as having Historic Significance if it has at least one of the following attributes:

1. *Association with events that have made a significant contribution to the broad patterns of our history; or*
2. *Association with the lives of persons significant in our past; or*
3. *Embodies the distinctive characteristics of a type, period, method of construction or that represent a significant and distinguishable entity whose components may lack individual distinction; or*
4. *That has yielded, or may be likely to yield, information important in prehistory or history.*

The Criteria in Chapter 1435-07-1 is based off the criteria for the National Register and in fact models the language exactly. Significance is determined based on if it meets the criteria set forth within the National Register and the local ordinance based upon it.

The Historic Conservation Board is tasked with determining if it meets one of the Criteria set forth in Chapter 1435-07-1 of the Cincinnati Zoning Code and making a recommendation to the Cincinnati Planning Commission and City Council based on its significance.

The applicant is nominating 4030 Glenway Avenue under Criterion 3 - *Embodies the distinctive characteristics of a type, period, method of construction or that represent a significant and distinguishable entity whose components may lack individual distinction.*

In Staff's review of the designation report and the documentation provided, the building at 4030 Glenway meets the applicable criteria in the following ways:

Criterion 1: *Association with events that have made a significant contribution to the broad patterns of our history.*

4030 Glenway represents the expansive growth of the West Price Hill neighborhood of Cincinnati following the construction of the Price Hill Incline in 1874 through its closure in 1943. With the opening of the incline in 1874, thousands of residents migrated to the area, which was now much more accessible. The building is one of the few remaining examples of this small mixed-use storefront development that once dominated Glenway Avenue following the opening of the incline.

With the closure of the Price Hill Incline in 1943, post-WWII development in this area was largely auto-centric with the majority of the former small-scale walkable storefront buildings demolished for larger-scale auto-oriented development. By 1922, 65 similarly-scaled mixed-use storefront buildings existed in the 0.5-mile Glenway Avenue East Business District. Today only 12 remain, with 4030 Glenway retaining one of the highest levels of historic integrity of the remaining buildings.

Criterion 3: *Embodies the distinctive characteristics of a type, period, method of construction or that represent a significant and distinguishable entity whose components may lack individual distinction.*

The building is a vernacular brick masonry building that exhibits characteristics of several architectural styles that were popular during its construction ca. 1910. At the time of its construction, architectural styles were undergoing a transition from the previously popular Second Empire, Italianate and Queen Anne styles to more modern and streamlined Neoclassical Revival and Chicago Commercial style buildings. The subject property represents the transitional nature of this time period, featuring elements and influences of the Second Empire, Queen Anne, Neoclassical Revival and other styles. From the Designation Report:

The most striking feature is the mansard roof with paired, gabled dormers which were a hallmark of the French Second Empire style. By the time this structure rose, these styles were no longer cutting-edge, but the continued use here speaks to the enduring appeal of its vertical emphasis and distinctive roofline, especially for mixed-use commercial buildings seeking a touch of elegance. Below the roof, the upper façade borrows from a variety of Victorian era traditions, visible in the tall, narrow windows of the second story and the accompanying use of contrasting stone lintels. The belt course is a feature often found in Second Empire, Italianate, and several other architectural styles of the era. Finally, an influence of Queen Anne style is evident through the corbelled brick cornice and partial pilasters on the second story. These details recall the mid-19th-century urban townhouse aesthetic, though here they are somewhat simplified, a reflection of more cost-conscious early 20th-century building.

No significant alterations or additions have occurred since the building's original construction ca. 1910. Minor reversible storefront alterations and replacement

windows are the primary changes to the building. The building retains exceptional historic integrity, retaining its major character-defining features.

Conservation Guidelines

The Cincinnati Zoning Code (CZC) § 1435-07-2-C. - Adoption of Conservation Guidelines.

Conservation guidelines shall promote the conservation, development and use of the Historic Landmark, Historic District or Historic Site and its special historic, architectural, community or aesthetic interest or value. Insofar as practicable, conservation guidelines shall promote redevelopment and revitalization of Historic Structures and compatible new development within the Historic District. The guidelines shall not limit new construction within a Historic District to a single period or architectural style but may seek to preserve the integrity of existing Historic Structures. Conservation guidelines shall take into account the impact of the designation of a Historic Landmark, Historic District or Historic Site on the residents of the affected area, the effect of the designation on the economic and social characteristics of the affected area, the projected impact of the designation on the budget of the city, as well as all of the factors listed in paragraph 1435-07-2-B(c) above. Conservation guidelines shall address Non-Contributing Structures. Approved conservation guidelines shall be published on the City's website and be made available for public inspection in the office of the Urban Conservator.

Staff finds that the proposed Brinker Building Conservation Guidelines present best practice approaches in seeking to preserve the integrity of the exterior of the building while also making the building eligible for future funding sources including grants and tax credits to help with renovations and the upkeep of the building. The proposed Conservation Guidelines cover changes to the exterior of the building. The interior is not proposed to be subject to local review. The proposed guidelines are also compatible with the Secretary of the Interior's Standards for Rehabilitation.

Other Considerations:

Prehearing Results:

- November 6, 2025 – A Joint Staff Conference was held with the Department of City Planning. No opposition to the proposed designation was presented.

Comments Provided to Staff:

Staff received no objections to the proposed designation at the time of the finalization of this report. Three letters of support were submitted (Cincinnati Preservation; West Price Hill Community Council; Price Hill Will).

Proposed Work

No development plan has been presented to the Historic Conservation Office for this building at this time. The applicant has noted their intent to apply for Historic Preservation Tax Credits for renovations to the building for mixed-use commercial and residential use.

Consistency with Plan Cincinnati (2012): This designation is consistent with the Plan Cincinnati goal embodied in the Sustain Initiative, specifically goal #2, preserving our built history as outlined in pages 197-198 of the plan.

Recommendation:

Staff recommends the Historic Conservation Board take the following actions:

1. **RECOMMEND** to the Cincinnati City Planning Commission (CPC) and to the Cincinnati City Council (CC) for the designation of Parcel 179-0074-0230, also referred to as 4030 Glenway Avenue and known as the Brinker Building as a Historic Landmark and the adoption of the related Brinker Building Historic Conservation Guidelines subject to the following conditions:
 - a. Any construction proposed upon the proposed Historic Landmark shall comply with the proposed Historic Conservation Guidelines.
2. **FINDING:** The Board makes this determination per Section 1435-07-1:
 - a. That it has been demonstrated that the Brinker Building meets the conditions of §1435-07-1(a)(1) as the building maintains integrity and represents an *Association with events that have made a significant contribution to the broad patterns of our history.*
 - b. That it has been demonstrated that the Brinker Building meets the conditions of §1435-07-1(a)(3) as the building maintains integrity and *“Embodies the distinctive characteristics of a type, period, method of construction or that represent a significant and distinguishable entity whose components may lack individual distinction.”*
 - c. The Brinker Building has local significance as an excellent example of vernacular architecture as applied to a mixed-use storefront building in the West Price Hill neighborhood of Cincinnati as well as its association with the growth and development of the West Price Hill neighborhood.
 - d. The building retains an exceptional level of historic integrity.
 - e. That the proposed Brinker Building Historic Conservation Guidelines are compatible with the Secretary of the Interior’s Standards for Rehabilitation.

October 20, 2025



To whom it may concern,

On behalf of Price Hill Will, I'm writing to express our support for 8K's application to designate the *Brinker Building* at 4030 Glenway Avenue as a local historic landmark. The *Brinker Building* has a defining presence in the Glenway East Business District. Its architecture and history as a mixed-use structure embody the character and craft that our West Price Hill community has worked hard to preserve.

Landmark status will help us honor that heritage while advancing the shared goals set forth in the *Be Strong Belong West Price Hill Plan*: strengthening corridor identity, restoring underused storefronts and upper floors to productive use, and elevating neighborhood pride as a catalyst for upward economic mobility. We believe approving this application is also practical and will lead to a high-quality rehab that aligns with the objectives Price Hill Will championed when we originally acquired this property in 2019.

Across Price Hill, we have seen how thoughtful historic designations protect what matters and simultaneously unlock reinvestment that keeps main streets active and welcoming. 8K is a trusted partner who understands these principles; we have full confidence they will steward the *Brinker Building* with the care, integrity, and community focus this asset deserves.

Sincerely,

A handwritten signature in black ink, appearing to read "Greg Robinson", with a stylized flourish at the end.

Greg Robinson
Executive Director,
Price Hill Will

October 29, 2025

Doug Owen
Urban Conservator
City of Cincinnati
Department of Planning & Community Engagement

Re: Support for Local Historic Landmark Designation – 4030 Glenway Avenue (The Brinker Building)

Dear Mr. Owen,

Cincinnati Preservation strongly supports the designation of 4030 Glenway Avenue, the Brinker Building, as a Local Historic Landmark.

Built in 1910, the Brinker Building is one of the few remaining early 20th-century mixed-use commercial buildings along Glenway Avenue that retains its original form and architectural character. Its distinctive mansard roof, tall Italianate windows, and brick cornice reflect the transitional design period between the ornate Victorian styles and the more practical early commercial forms that shaped Cincinnati's neighborhoods.

Located in the heart of the Glenway Avenue East Business District, the building stands as a rare survivor from the Price Hill Incline era, when this corridor was a vibrant hub of local commerce. Much of that historic fabric was lost after World War II through demolition and auto-oriented redevelopment, making the Brinker Building a vital link to the community's past.


Landmark designation will help ensure its preservation and support the goals of the Belong Be Strong community plan to revitalize empty storefronts and celebrate West Price Hill's historic identity.

We commend the efforts of Price Hill Will, 8K Company, and community members advocating for this nomination and look forward to seeing this important piece of Price Hill's history restored and reused.

Yours in Preservation,



Beth Johnson
Executive Director



West Price Hill Community Council
Working Together to Make Our Mark

To whom this may concern,

This letter is in regards to the historic designation of the property at 4030 Glenway Avenue, Cincinnati OH 45205.

The West Price Hill Community Council fully supports the historic designation. This was affirmed by a unanimously favorable vote by our board of directors on 11/5/2025.

We believe that designating this property will encourage business development along one of our neighborhood's main corridors.

Thank you,

A handwritten signature in black ink, which appears to read 'Ben Klayer', is positioned below the 'Thank you,' text.

Ben Klayer
President, WPHCC

January 7, 2026

Cincinnati City Council
Council Chambers, City Hall
Cincinnati, Ohio 45202

Dear Members of Council:

We are transmitting herewith an Ordinance captioned as follows:

DESIGNATING the Brinker Building located at 4030 Glenway Avenue in the West Price Hill neighborhood as a local historic landmark.

Summary:

On September 5, 2025, an application for the designation of the Brinker Building as a Local Historic Landmark was submitted by 8K. This was approved by the Historic Conservation Board on December 1, 2025.

The City Planning Commission recommended the following on December 19, 2025 to City Council:

APPROVE the proposed Local Historic Landmark designation located at 4030 Glenway Avenue in West Price Hill under criterion 1 and 3 of the Cincinnati Zoning Code (§1435-07-1a) and;

ADOPT the conservation guidelines as amended by City staff.

Motion to Approve: Mr. Dansby
Seconded: Mr. Weber

Ayes: Ms. Beltran
Mr. Dansby
Mr. Eby
Ms. Kearney
Mr. Samad
Ms. Sesler
Mr. Weber

THE CITY PLANNING COMMISSION



Katherine Keough-Jurs, FAICP, Director
Department of City Planning & Engagement

Date: 1/7/2026

202600012

To: Mayor and Members of City Council
From: Sheryl M. M. Long, City Manager
Subject: **SPECIAL EVENT PERMIT APPLICATION: Bockfest 2026**

In accordance with Cincinnati Municipal Code, Chapter 765 Brewery District CURC has submitted a Special Event Permit Application Form to the Chief of Police. The Special Event Permit Application has been reviewed by the following department(s): Cincinnati Police Department, Fire Department, Health Department, Parks Department, Department of Building and Inspections, Department of Community and Economic Development, Department of Finance, Department of Public Services, and Department of Transportation and Engineering. There are no objections to issuing the Special Events Permit.

The particulars of the requested event are as indicated:

EVENT NAME/TITLE: 2026 Bockfest Parade
EVENT SPONSOR/PRODUCER: Brewery District Community Urban Redevelopment Corporation
CONTACT PERSON: Aaron Deininger
LOCATION: Arnolds Bar and O.T.R.
DATE(S) AND TIME(S): March 6th, 5pm to 7pm
EVENT DESCRIPTION: 2026 Bockfest Parade – Annual celebrating Bockfest with marchers, Floats and pre-parade Beer Gardem.
ANTICIPATED ATTENDANCE: 5000
ALCOHOL SALES: ☐ YES. ☐ NO
TEMPORARY LIQUOR PERMIT HOLDER IS:

cc: Lieutenant Colonel Adam D. Hennie, Interim Police Chief

Date: January 7, 2026

To: Mayor and Members of City Council

From: Sheryl M. M. Long, City Manager

202600013

Subject: Liquor License – TRFO

FINAL RECOMMENDATION REPORT

OBJECTIONS: None

This is a report on a communication from the State of Ohio, Division of Liquor Control, advising of a permit application for the following:

APPLICATION: 08978465-3
PERMIT TYPE: TRFO
CLASS: D5
NAME: BT NATURALS LLC
DBA: NONE LISTED
309 VINE ST SUITE 201
CINCINNATI OH 45202

On November 25, 2025, the OTR Chamber of Commerce was notified and do not object.

Police Department Recommendation

☐ Objection ☐ No Objection

David M. Laing, Assistant City Prosecutor

Law Department - Recommendation

☐ Objection ☐ No Objection

MUST BE RECEIVED BY OHIO DIVISION OF LIQUOR CONTROL BY: January 8, 2026.

January 7, 2026

To: Mayor and Members of Council

202600014

From: Sheryl M. M. Long, City Manager

**Subject: Emergency Ordinance – Police: Moral Obligation Payment to
The S.T.A.R. Chapter Foundation, Inc.**

Attached is an Emergency Ordinance captioned:

AUTHORIZING a payment of \$14,750 from the Cincinnati Police Department Criminal Activity Forfeiture - State Fund non-personnel operating budget account no. 369x227x4010x7299 as a moral obligation to The S.T.A.R. Chapter Foundation, Inc. for outstanding charges related to the Rising STAR Youth Bowling Program, which was awarded funding through the City's Community Preventive Education Program.

This Emergency Ordinance authorizes the payment of \$14,750 from Cincinnati Police Department Criminal Activity Forfeiture - State Fund non-personnel operating budget account no. 369x227x4010x7299 as a moral obligation to The S.T.A.R. Chapter Foundation, Inc. for outstanding charges related to the Rising STAR Youth Bowling Program, which was awarded funding through the City's Community Preventive Education Program. Existing funds are available to make this payment.

The Cincinnati Police Department (CPD) awarded The S.T.A.R. Chapter Foundation, Inc. with a Community Preventive Education Program grant in an amount of \$17,750 to fund the weekly Rising Star Youth Bowling Program from June to August 2025, but a grant agreement was not executed before the program began. Without an executed grant agreement, CPD was unable to encumber funds prior to the program's commencement. The S.T.A.R. Chapter Foundation, Inc. submitted a request for reimbursement on September 17, 2025, for services related to the program, in accordance with the intended terms of their award under the Community Preventive Education Program grant. To prevent recurrence of the issue, CPD has indicated to The S.T.A.R. Chapter Foundation, Inc. that a contract must be in place, if future grant funds are awarded, before reimbursable activities occur.

The reason for the emergency is the immediate need to make payment to The S.T.A.R. Chapter Foundation, Inc. in a timely manner for the services provided.

The Administration recommends passage of this Emergency Ordinance.

cc: Andrew Dudas, Budget Director
Steve Webb, Finance Director

Attachment

EMERGENCY

IMD

- 2026

AUTHORIZING a payment of \$14,750 from Cincinnati Police Department Criminal Activity Forfeiture - State Fund non-personnel operating budget account no. 369x227x4010x7299 as a moral obligation to The S.T.A.R. Chapter Foundation, Inc. for outstanding charges related to the Rising STAR Youth Bowling Program, which was awarded funding through the City's Community Preventive Education Program.

WHEREAS, the Cincinnati Police Department ("CPD") awarded The S.T.A.R. Chapter Foundation, Inc. with a Community Preventive Education Program grant of \$17,750 to fund the Rising STAR Youth Bowling Program (the "Program") weekly from June to August 2025, but a grant agreement was not executed before the Program began; and

WHEREAS, without an executed grant agreement, CPD was unable to encumber funds prior to the Program's commencement; and

WHEREAS, The S.T.A.R. Chapter Foundation, Inc. submitted a request for reimbursement on September 17, 2025, for services related to the Program, in accordance with the intended terms of their award under the Community Education Program grant; and

WHEREAS, to prevent recurrence of the issue, CPD has indicated to The S.T.A.R. Chapter Foundation, Inc. that a contract must be in place, if future grant funds are awarded, before reimbursable activities occur; and

WHEREAS, Council desires to pay \$14,750 to reimburse The S.T.A.R. Chapter Foundation, Inc. for services related to the Program; now, therefore,

BE IT ORDAINED by the Council of the City of Cincinnati, State of Ohio:

Section 1. That the Director of Finance is authorized to pay \$14,750 from Cincinnati Police Department Criminal Activity Forfeiture - State Fund non-personnel operating budget account no. 369x227x4010x7299 as a moral obligation to The S.T.A.R. Chapter Foundation, Inc. for outstanding charges related to the Rising STAR Youth Bowling Program, which was awarded funding through the City's Community Preventive Education Program.

Section 2. That the proper City officials are authorized to do all things necessary and proper to carry out the provisions of Section 1.

Section 3. That this ordinance shall be an emergency measure necessary for the preservation of the public peace, health, safety, and general welfare and shall, subject to the terms of Article II, Section 6 of the Charter, be effective immediately. The reason for the emergency is the immediate need to make payment to The S.T.A.R. Chapter Foundation, Inc. in a timely manner for services provided.

Passed: _____, 2026

Aftab Pureval, Mayor

Attest: _____
Clerk

January 7, 2026

To: Mayor and Members of City Council

202600015

From: Sheryl M. M. Long, City Manager

Subject: Emergency Ordinance – Cincinnati Fire Department: Cincinnati Fire Foundation In-Kind Donation for Mountain Bike Unit

Attached is an Emergency Ordinance captioned:

AUTHORIZING the City Manager to accept an in-kind donation of six Trek Service Electric mountain bikes valued collectively at approximately \$30,000 and one bicycle towable REX-1 stretcher and towing accessories valued at approximately \$3,700 to be used by the Cincinnati Fire Department's Emergency Medical Bike Unit.

This Emergency Ordinance authorizes the City Manager to accept an in-kind donation of six Trek Service Electric mountain bikes valued collectively at approximately \$30,000 and one bicycle towable REX-1 stretcher and towing accessories valued at approximately \$3,700 to be used by the Cincinnati Fire Department's Emergency Medical Bike Unit.

The Cincinnati Fire Department Medical Bike Unit provides emergency medical response at events around Cincinnati. The Cincinnati Fire Foundation has offered to purchase electric mountain bikes and a towable stretcher to support the Emergency Medical Bike Unit. This in-kind donation will improve the Unit's effectiveness and patient access, care, and evacuation from crowded and obstructed settings.

There are no new FTEs/full time equivalents or matching funds associated with the in-kind donation.

Acceptance of this in-kind donation is in accordance with the "Collaborate" goal to "[w]ork in synergy with the Cincinnati community" and strategy to "[u]nite our communities," as described on pages 209-211 of Plan Cincinnati (2012).

The reason for emergency is the immediate need to accept the donated items and put them into service.

The Administration recommends passage of this Emergency Ordinance.

cc: Andrew Dudas, Budget Director
Steve Webb, Finance Director



Attachment

EMERGENCY

KKF

- 2026

AUTHORIZING the City Manager to accept an in-kind donation of six Trek Service Electric mountain bikes valued collectively at approximately \$30,000 and one bicycle-towable REX-1 stretcher and towing accessories valued at approximately \$3,700 to be used by the Cincinnati Fire Department's Emergency Medical Bike Unit.

WHEREAS, the Cincinnati Fire Foundation has offered to purchase electric mountain bikes and a towable stretcher to support the Cincinnati Fire Department's ("CFD") Emergency Medical Bike Unit; and

WHEREAS, CFD's Emergency Medical Bike Unit provides emergency medical responses at events around Cincinnati; and

WHEREAS, the donated electric mountain bikes and stretcher will improve the Emergency Medical Bike Unit's effectiveness and patient access, care, and evacuation from crowded and obstructed settings; and

WHEREAS, this donation does not require matching funds, and there are no new FTEs/full time equivalents associated with this donation; and

WHEREAS, improving the effectiveness of and patient care provided by CFD's Emergency Medical Bike Unit is in accordance with the "Collaborate" goal to "[w]ork in synergy with the Cincinnati community" and strategy to "[u]nite our communities," as described on pages 209-211 of Plan Cincinnati (2012); now, therefore,

BE IT ORDAINED by the Council of the City of Cincinnati, State of Ohio:

Section 1. That the City Manager is authorized to accept an in-kind donation of six Trek Service Electric mountain bikes valued collectively at approximately \$30,000 and one bicycle-towable REX-1 stretcher and towing accessories valued at approximately \$3,700 to be used by the Cincinnati Fire Department's Emergency Medical Bike Unit.

Section 2. That the appropriate City officials are authorized to do all things necessary and proper to carry out the provisions of Section 1.

Section 3. That this ordinance shall be an emergency measure necessary for the preservation of the public peace, health, safety, and general welfare and shall, subject to the terms

of Article II, Section 6 of the Charter, be effective immediately. The reason for the emergency is the immediate need to accept the donated items and put them into service.

Passed: _____, 2026

Aftab Pureval, Mayor

Attest: _____

Clerk
4928-3731-4944, v. 4



January 7, 2026

To: Mayor and Members of City Council

202600015

From: Sheryl M. M. Long, City Manager

Subject: Emergency Ordinance – Cincinnati Fire Department: Cincinnati Fire Foundation In-Kind Donation for Mountain Bike Unit

Attached is an Emergency Ordinance captioned:

AUTHORIZING the City Manager to accept an in-kind donation of six Trek Service Electric mountain bikes valued collectively at approximately \$30,000 and one bicycle towable REX-1 stretcher and towing accessories valued at approximately \$3,700 to be used by the Cincinnati Fire Department's Emergency Medical Bike Unit.

This Emergency Ordinance authorizes the City Manager to accept an in-kind donation of six Trek Service Electric mountain bikes valued collectively at approximately \$30,000 and one bicycle towable REX-1 stretcher and towing accessories valued at approximately \$3,700 to be used by the Cincinnati Fire Department's Emergency Medical Bike Unit.

The Cincinnati Fire Department Medical Bike Unit provides emergency medical response at events around Cincinnati. The Cincinnati Fire Foundation has offered to purchase electric mountain bikes and a towable stretcher to support the Emergency Medical Bike Unit. This in-kind donation will improve the Unit's effectiveness and patient access, care, and evacuation from crowded and obstructed settings.

There are no new FTEs/full time equivalents or matching funds associated with the in-kind donation.

Acceptance of this in-kind donation is in accordance with the "Collaborate" goal to "[w]ork in synergy with the Cincinnati community" and strategy to "[u]nite our communities," as described on pages 209-211 of Plan Cincinnati (2012).

The reason for emergency is the immediate need to accept the donated items and put them into service.

The Administration recommends passage of this Emergency Ordinance.

cc: Andrew Dudas, Budget Director
Steve Webb, Finance Director



Attachment

January 7, 2026

To: Mayor and Members of City Council

202600017

From: Sheryl M. M. Long, City Manager

Subject: Ordinance – Cincinnati Police Department (CPD): Amending Ordinance No. 0129-2022

Attached is an Ordinance captioned:

AMENDING Ordinance No. 129-2022 to increase the amount of a grant sub-award that the City Manager is authorized to apply for, accept, and appropriate from \$36,000 to \$38,515 because the Cincinnati Police Department provided more services than originally anticipated pursuant to a FY 2022 Improving Criminal Justice Responses to Domestic Violence, Dating Violence, Sexual Assault, and Stalking Program (ALN 16.590) grant.

This Emergency Ordinance would amend Ordinance No. 0129-2022 to increase the amount of a grant sub-award that the City Manager is authorized to apply for, accept, and appropriate from \$36,000 to \$38,515 as a result of additional services that the Cincinnati Police Department provided pursuant to a FY 2022 Improving Criminal Justice Responses to Domestic Violence, Dating Violence, Sexual Assault, and Stalking Program (ALN 16.590) grant.

On May 25, 2022, the City Council passed Ordinance No. 0129-2022 authorizing the City Manager to apply for, accept, and appropriate a grant sub-award of up to \$36,000 from the United States Department of Justice (DOJ), Office on Violence Against Women's FY 2022 Improving Criminal Justice Responses to Domestic Violence, Dating Violence, Sexual Assault, and Stalking Program (ALN 16.590) to reimburse the Cincinnati Police Department (CPD) for the cost of providing an Immigration Liaison Officer to work assigned hours at the Family Justice Center of the Young Women's Christian Association (YWCA) of Greater Cincinnati.

As the lead agency and fiscal agent for this grant, the YWCA redirected available funds for CPD to continue providing Immigration Liaison Officer services in August and September 2025, after CPD's original sub-award was exhausted. CPD therefore incurred more reimbursable expenses than originally authorized by Ordinance No. 0129-2022. Ordinance No. 0129-2022 must be amended to increase the amount of grant resources that may be applied for, accepted, and appropriated from \$36,000 to \$38,515 so that grant resources may be accepted.

The Administration recommends passage of this Ordinance.

cc: Andrew Dudas, Budget Director
Steve Webb, Finance Director

Attachment

AMENDING Ordinance No. 129-2022 to increase the amount of a grant sub-award that the City Manager is authorized to apply for, accept, and appropriate from \$36,000 to \$38,515 because the Cincinnati Police Department provided more services than originally anticipated pursuant to a FY 2022 Improving Criminal Justice Responses to Domestic Violence, Dating Violence, Sexual Assault, and Stalking Program (ALN 16.590) grant.

WHEREAS, on May 25, 2022, Council passed Ordinance No. 129-2022 authorizing the City Manager to apply for, accept, and appropriate a grant sub-award of up to \$36,000 from the United States Department of Justice, Office on Violence Against Women's FY 2022 Improving Criminal Justice Responses to Domestic Violence, Dating Violence, Sexual Assault, and Stalking Program (ALN 16.590) to reimburse the Cincinnati Police Department ("CPD") for the cost of providing an Immigration Liaison Officer to work assigned hours at the Family Justice Center of the Young Women's Christian Association ("YWCA") of Greater Cincinnati; and

WHEREAS, the YWCA requested that CPD continue providing an Immigration Liaison Officer in August and September 2025, after CPD's original subaward was exhausted, while the YWCA applied for a grant extension; and

WHEREAS, CPD provided the requested coverage and the YWCA, as the primary grantee, redirected grant funds to reimburse CPD for these additional services; and

WHEREAS, CPD incurred and the YWCA reimbursed more expenses than originally authorized by Ordinance No. 129-2022; and

WHEREAS, Ordinance No. 129-2022 therefore must be amended to increase the amount of grant resources that may be applied for, accepted, and appropriated from \$36,000 to \$38,515 so that the grant resources may be accepted; now, therefore,

BE IT ORDAINED by the Council of the City of Cincinnati, State of Ohio:

Section 1. That Section 1 of Ordinance No. 129-2022, passed by Council on May 25, 2022, is amended as follows:

Section 1. That the City Manager is hereby authorized to apply for, accept, and appropriate a grant sub-award in an amount of up to ~~\$36,000~~ \$38,515 from the United States Department of Justice, Office on Violence Against Women, from the FY 2022 Improving Criminal Justice Responses to Domestic Violence, Dating Violence, Sexual Assault, and Stalking Grant Program (ALN #16.590) for the purpose of reimbursing the Cincinnati Police Department for the cost of providing an Immigration Liaison Officer to work assigned hours at the Family Justice Center of the Young Women's Christian Association of Greater Cincinnati, effective FY 2023 pending award timing.

Section 2. That all terms of Ordinance No. 129-2022 not amended or repealed by this ordinance remain in full force and effect.

Section 3. That the proper City officials are authorized to do all things necessary and proper to carry out the terms of Sections 1 and 2.

Section 4. That this ordinance shall take effect and be in force from and after the earliest period allowed by law.

Passed: _____, 2026

Aftab Pureval, Mayor

Attest: _____
Clerk

Deletions are indicated by strikethrough; additions are indicated by underline.

January 7, 2026

To: Mayor and Members of City Council

202600018

From: Sheryl M. M. Long, City Manager

**Subject: Emergency Ordinance – Department of Public Services (DPS):
Appropriation of Obsolete Fleet Sales and Subrogation
Proceeds**

Attached is an Emergency Ordinance captioned:

AUTHORIZING the transfer and appropriation of \$79,345.81 from the unappropriated surplus of Miscellaneous Permanent Improvement Fund 757 to existing capital improvement program project account no. 980x981x262534, “Fleet Replacements – Obsolete,” to acquire automotive and motorized equipment using proceeds from the sale and subrogation of obsolete automotive and motorized equipment.

This Emergency Ordinance authorizes the transfer and appropriation of \$79,345.81 from the unappropriated surplus of Miscellaneous Permanent Improvement Fund 757 to existing capital improvement program project account no. 980x981x262534, “Fleet Replacements – Obsolete,” to acquire automotive and motorized equipment using proceeds from the sale and subrogation of obsolete automotive and motorized equipment.

Between August 2025 and October 2025, the Department of Public Services collected \$79,345.81 from the disposal or auction of obsolete equipment and from subrogation payments for damage to City vehicles, all of which was deposited into Miscellaneous Permanent Improvement Fund 757. The City can use this funding to acquire new or replacement automotive and motorized equipment necessary for the City’s fleet.

Acquiring new or replacement equipment using proceeds from the sale and subrogation of obsolete automotive and motorized equipment is in accordance with the “Sustain” goal to “[m]anage our financial resources” as described on pages 199-204 of Plan Cincinnati (2012).

The reason for the emergency is the immediate need to acquire necessary automotive and motorized equipment for the City’s fleet.

The Administration recommends passage of this Emergency Ordinance.

cc: Andrew Dudas, Budget Director
Steve Webb, Finance Director

Attachment



EMERGENCY

IMD

- 2026

AUTHORIZING the transfer and appropriation of \$79,345.81 from the unappropriated surplus of Miscellaneous Permanent Improvement Fund 757 to existing capital improvement program project account no. 980x981x262534, “Fleet Replacements – Obsolete,” to acquire automotive and motorized equipment using proceeds from the sale and subrogation of obsolete automotive and motorized equipment.

WHEREAS, between August 2025 and October 2025, the Department of Public Services collected \$79,345.81 from the disposal or auction of obsolete equipment and from subrogation payments for damage to City vehicles, all of which was deposited to Miscellaneous Permanent Improvement Fund 757; and

WHEREAS, the City can use this funding to acquire new or replacement automotive and motorized equipment necessary for the City’s fleet; and

WHEREAS, acquiring new or replacement equipment using proceeds from the sale and subrogation of obsolete automotive and motorized equipment is in accordance with the “Sustain” goal to “[m]anage our financial resources” as described on pages 199-204 of Plan Cincinnati (2012); now, therefore,

BE IT ORDAINED by the Council of the City of Cincinnati, State of Ohio:

Section 1. That the transfer and appropriation of \$79,345.81 from the unappropriated surplus of Miscellaneous Permanent Improvement Fund 757 to existing capital improvement program project account no. 980x981x262534, “Fleet Replacements – Obsolete,” is authorized.

Section 2. That the proper City officials are authorized to do all things necessary and proper to carry out the provisions of Section 1.

Section 3. That this ordinance shall be an emergency measure necessary for the preservation of the public peace, health, safety, and general welfare and shall, subject to the terms

of Article II, Section 6 of the Charter, be effective immediately. The reason for the emergency is the immediate need to acquire necessary automotive and motorized equipment for the City's fleet.

Passed: _____, 2026

Aftab Pureval, Mayor

Attest: _____
Clerk

Date: January 7, 2026

To: Mayor and Members of City Council

From: Sheryl M. M. Long, City Manager

202600019

Subject: Liquor License – TRFO

FINAL RECOMMENDATION REPORT

OBJECTIONS: The Cincinnati Police Department and the Corryville Development Corporation

This is a report on a communication from the State of Ohio, Division of Liquor Control, advising of a permit application for the following:

APPLICATION: 10004947-1
PERMIT TYPE: NEW
CLASS: C-1, C-2
NAME: VIRK TRADING LLC
DBA: 420 SMOKE TIME
2613 SHORTVINE ST
CINCINNATI OH 45219

On December 1, 2025, the Corryville Community Council was notified. The Corryville Development Corporation does object.

Police Department Recommendation

☐ Objection ☐ No Objection

David M. Laing, Assistant City Prosecutor

Law Department - Recommendation

☐ Objection ☐ No Objection

MUST BE RECEIVED BY OHIO DIVISION OF LIQUOR CONTROL BY: January 17, 2026.

January 7, 2026

To: Mayor and Members of City Council 202600020
From: Sheryl M.M. Long, City Manager
Subject: Emergency Legislative Resolution – Annual Tax Payment Request to the
Hamilton County Auditor

Transmitted herewith is an Emergency Legislative Resolution captioned as follows:

DESIGNATING specific City personnel to request advances from the Auditor of Hamilton County as required by Sections 321.34 of the Ohio Revised Code; and **REQUESTING** that the Auditor of Hamilton County draw and the Treasurer of Hamilton County pay on such draft to the Treasurer of the City of Cincinnati weekly, beginning January 6, 2026, funds derived from such taxes which may be in the county treasury to the account of the City of Cincinnati.

Section 321.34 of the Ohio Revised Code requires City Council to pass an official resolution each year to request the distribution of funds collected by the Hamilton County Auditor on behalf of the City of Cincinnati. This resolution allows the City Treasurer to request payment derived from estate taxes, real property taxes, and personal property taxes on a weekly or monthly basis.

This Emergency Legislative Resolution is recommended for approval.

cc: William “Billy” Weber, Assistant City Manager
Steve Webb, Finance Director

EMERGENCY

Legislative Resolution

KKF

RESOLUTION NO. _____ - 2026

DESIGNATING specific City personnel to request advances from the Auditor of Hamilton County as required by Section 321.34 of the Ohio Revised Code; and **REQUESTING** that the Auditor of Hamilton County draw, and the Treasurer of Hamilton County pay on such draft to the Treasurer of the City of Cincinnati weekly beginning January 6, 2026, funds derived from taxes which may be in the county treasury to the account of the City of Cincinnati.

WHEREAS, this Council, in accordance with provisions of law, has adopted a tax budget for the fiscal year beginning July 1, 2025; and

WHEREAS, pursuant to Section 321.34 of the Ohio Revised Code, a taxing authority may request payment from the County Auditor of funds derived from taxes or other sources to the County Treasurer, which may be held on account of a local subdivision; now, therefore,

BE IT RESOLVED by the Council of the City of Cincinnati, State of Ohio:

Section 1. That the Auditor and Treasurer of Hamilton County, in accordance with Ohio Revised Code Section 321.34, be requested to draw and pay to the City of Cincinnati, on the dates indicated below, upon the written request to the County Auditor by the Finance Director, Assistant Finance Director, or the City Treasurer, funds due in any settlement of 2026 derived from taxes or other sources, payable to the County Treasurer to the account of the City of Cincinnati, and lawfully applicable for the purpose of the current fiscal year:

January 12, 20, 26
February 2, 9, 23
March 2, 9, 16, 23, 30
April 6, 13, 20, 27
May 4, 11, 18, 26
June 1, 8, 15, 22, 29
July 6, 13, 20, 27
August 3, 10, 17, 24
September 7, 14, 21, 28
October 5, 12, 19, 26
November 2, 9, 16, 23
December 7, 14, 21, 28

Section 2. That the Treasurer of the City of Cincinnati forward to the Hamilton County Auditor a certified copy of this resolution.

Section 3. That this legislative resolution shall be an emergency measure necessary for the preservation of the public peace, health, safety, and general welfare and shall, subject to the terms of Article II, Section 6 of the Charter, be effective immediately. The reason for the emergency is the immediate need to ensure that the City continues to receive funds due in 2026.

Passed: _____, 2026

Aftab Pureval, Mayor

Attest: _____
Clerk

January 7, 2025

To: Mayor and Members of City Council
From: Sheryl M.M. Long, City Manager
Subject: **Ordinance – 2010 Beechmont Avenue Right-of-Way Dedication and Acceptance – Sieber Beechmont Holding, LLC**

202600021

Attached is an Ordinance captioned:

DEDICATING, ACCEPTING, AND CONFIRMING the dedication to public use of an approximately 0.0656-acre tract of real property as a portion of Beechmont Avenue, a public right-of-way for street purposes in the Mt. Washington neighborhood of Cincinnati.

STATEMENT

The proposed right-of-way dedication would facilitate the installation of an updated traffic signal at the intersection of Beechmont Avenue, Morrow Street, and Mears Avenue, within the Mt. Washington Neighborhood Business District—an intersection formally identified as a neighborhood priority for safety enhancements for more than a decade. Acceptance of this dedication also enables the City to pursue additional future public infrastructure improvements at this intersection, the final scope and design of which would be refined through collaborative community involvement.

BACKGROUND/CURRENT CONDITIONS

The Beechmont Avenue, Morrow Street, and Mears Avenue intersection has been a longstanding focus of neighborhood safety concerns. In 2015, the Mt. Washington Community Council secured a Neighborhood Business District Improvement Program (NBDIP) grant to fund a traffic study of the Beechmont Avenue business district; this study identified the intersection as a location that would benefit from targeted infrastructure improvements.

In 2024 the Mt. Washington Community Development Corporation secured a \$135,000 NBDIP grant to fund the installation of a new traffic signal at the intersection to promote safer navigation for drivers and pedestrians. Through the NBDIP award process, the City's Department of Community and Economic Development (DCED) confirmed with the Department of Transportation and Engineering (DOTE) that, contingent on City Council's acceptance of the proposed right-of-way dedication, DOTE would prepare the plans and specifications, construct the signal, and manage the construction process,

Sieber Beechmont Holding, LLC ("the property owner") controls the large, long-vacant parcel fronting this intersection: 2010 Beechmont Avenue. The property has remained

underutilized since the demolition of a former gas station on the site. Limited and unsafe access to the parcel from the intersection has been a contributing factor. The property owner hopes to activate this prominent gateway parcel at the entrance to the Mt. Washington Neighborhood Business District through the construction of a new commercial building, but an updated traffic signal is necessary to ensure safe access to the site and to support its redevelopment.

The property owner is proposing to dedicate approximately 2,858 square feet (0.0656 acres) of property along Beechmont Avenue as new City right-of-way. This dedication would allow for construction of the traffic signal as well as any future public infrastructure improvements identified by DOTE in collaboration with the neighborhood. In addition to improving safety at the intersection for motorists and pedestrians, the signal would enable this key parcel to be returned to productive use.

As future analysis determines additional roadway interventions are warranted and funding becomes available, further potential improvements at the intersection could be considered, including but not limited to the construction of left-turn lanes and improvements to curbs and sidewalks. The Mt. Washington Community Council has expressed interest in collaborating with DOTE on the design of any future improvements, particularly given the intersection's proximity to multiple neighborhood schools and the recently renovated Mt. Washington branch of the Cincinnati Public Library.

Accordingly, acceptance of the proposed right-of-way dedication would enable several outcomes: 1) DOTE's design, construction, and management of a new traffic signal at the Beechmont–Morrow–Mears intersection; 2) the ability to pursue future roadway enhancements, including potential widening of Beechmont Avenue to accommodate left-turn lanes; and 3) improved, signalized access to and from 2010 Beechmont Avenue.

DEVELOPER INFORMATION

The property owner, Sieber Beechmont Holding, LLC, is an Ohio limited liability company and single-purpose entity formed by members of Sieber Construction, Inc. to acquire and develop the vacant lot at 2010 Beechmont Avenue. This entity structure is standard practice for Sieber Construction, Inc.'s real estate development projects and ensures clear ownership, financing, and regulatory compliance throughout the project.

Sieber Construction, Inc. is a development and general contracting firm with more than 40 years of extensive experience in retail, commercial, and senior housing development. They have completed over 30 affordable senior housing communities, demonstrating a consistent capacity to deliver high-quality projects that benefit the communities they serve. The locally-based firm has shown a strong commitment to the Mt Washington neighborhood, most recently redeveloping the former bank building (2202–2206 Beechmont Avenue) in the neighborhood business district into their corporate headquarters; they simultaneously renovated and leased a portion of the building to the Cincinnati Public Library for their new branch. This project clearly demonstrated the company's ability to revitalize underutilized properties and integrate community-serving uses into its developments.

PROPOSED INCENTIVE

The Administration is proposing the approval of the proposed dedication and acceptance of 2,858 square feet (0.0656 acres) public right-of-way at 2010 Beechmont Avenue.

RECOMMENDATION

The Administration recommends approval of this proposed dedication and acceptance

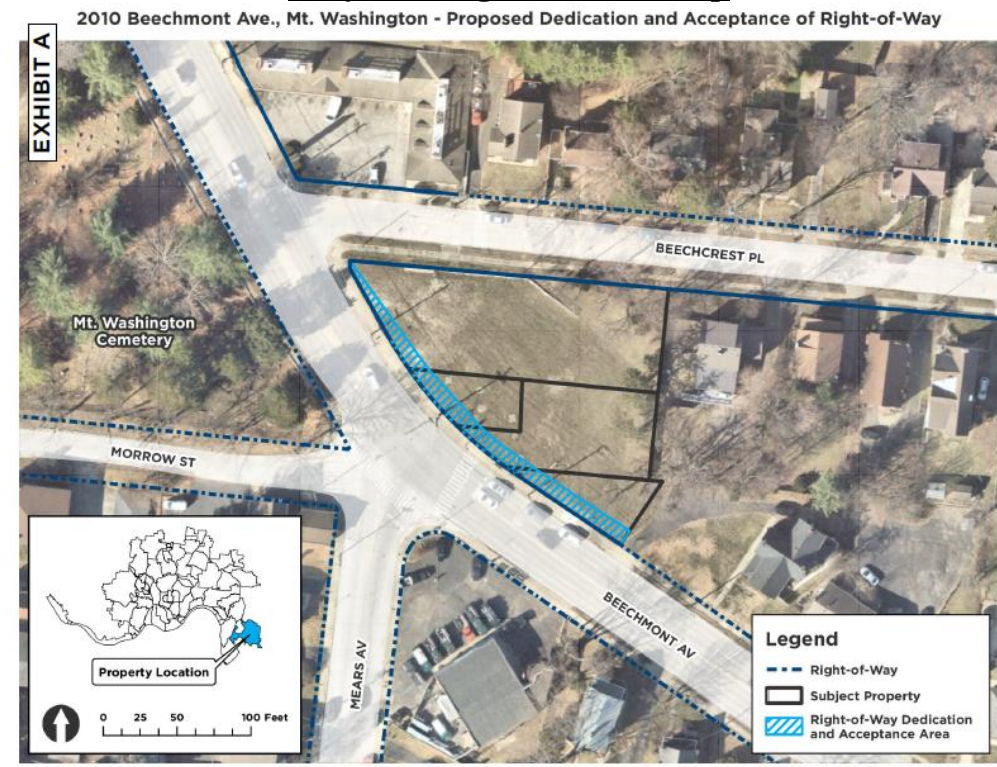
Attachment: Project Outline and Proposed Incentive

Copy: Markiea L. Carter, Director, Department of Community & Economic Development

Project Outline

Project Name	2010 Beechmont Avenue Right-of-Way Dedication and Acceptance – Sieber Beechmont Holding, LLC
Street Address	2010 Beechmont Avenue, Cincinnati, OH 45230
Neighborhood	Mt. Washington
Project Type	Right-of-Way Dedication and Acceptance
Private Investment	Developer Equity: \$0
Sq. Footage	2,858 sq ft – Commercial
Location and Transit	Walk Score: Transit Score:
Community Engagement	Mt. Washington Community Development Corporation introduced NBDIP project to the Mt. Washington Community Council on May 15, 2025. Following the Planning Commission Meeting, DCED attended the Mt. Washington Community Council Meeting on August 20, 2025, to answer questions and provide more information on the project.
Plan Cincinnati Goals	Connect Initiative Area Goal (p. 135)

Project Image and Site Map



Proposed Incentive

Property Transaction Types	Dedication and Acceptance of Right of Way
----------------------------	---

DEDICATING, ACCEPTING, AND CONFIRMING the dedication to public use of an approximately 0.0656-acre tract of real property as a portion of Beechmont Avenue, a public right-of-way for street purposes in the Mt. Washington neighborhood of Cincinnati.

WHEREAS, Sieber Beechmont Holding LLC, an Ohio limited liability company (“Company”), by and through its duly authorized representative, desires to dedicate to public use an approximately 0.0656-acre tract of real property (“Dedication Property”) as a portion of Beechmont Avenue as public right-of-way for street purposes by a plat attached to this ordinance as Attachment A and incorporated herein by reference (“Dedication Plat”); and

WHEREAS, Steven W. Swick, a reputable attorney practicing in Hamilton County, Ohio, has provided an Attorney’s Certificate of Title dated October 10, 2025, certifying that the Company holds title to the Dedication Property depicted on the Dedication Plat in fee simple, with full power to convey, subject to certain encumbrances, including real estate taxes not yet due and payable, and that the Law Department’s Real Estate Services Division has reviewed the encumbrances and Dedication Plat and found that the Company has made satisfactory provision for the subordination of any encumbrances and payment of all real estate taxes and assessments; and

WHEREAS, the office of the City Engineer has examined and checked the Dedication Plat as to its technical features and found it to be correct; and

WHEREAS, the City Planning Commission approved the Dedication Plat and the dedication of the Dedication Property to public use as public right-of-way for street purposes at its meeting on August 1, 2025; and

WHEREAS, based on the foregoing, the City Manager, upon consultation with the City’s Department of Transportation and Engineering, recommends that Council accept and confirm the dedication of the Dedication Property as a portion of the Beechmont Avenue public right-of-way for street purposes; now, therefore,

BE IT ORDAINED by the Council of the City of Cincinnati, State of Ohio:

Section 1. That the dedication to public use of an approximately 0.0656-acre tract of real property in Mt. Washington as a portion of the Beechmont Avenue public right-of-way for street purposes, as depicted on the plat attached to this ordinance as Attachment A (Dedication Plat) and incorporated herein by reference and described more particularly in the legal description attached to this ordinance as Attachment B (Legal Description), is hereby accepted and confirmed.

Section 2. That the proper City officials are hereby authorized to take all necessary and proper actions to carry out the terms of this ordinance, including without limitation the execution of any and all ancillary agreements, deeds, plats, or other real estate documents, as deemed necessary or appropriate by the City Manager.

Section 3. That the City Solicitor shall cause an authenticated copy of this ordinance to be filed with the Hamilton County, Ohio Auditor's Office and recorded in the Hamilton County, Ohio Recorder's Office.

Section 4. That this ordinance shall take effect and be in force from and after the earliest period allowed by law.

Passed: _____, 2026

Aftab Pureval, Mayor

Attest: _____
Clerk

ATTACHMENT A Dedication Plat

RIGHT-OF-WAY DEDICATION PLAT

BEECHMONT AVENUE (S.R. 125)

SITUATED IN:
MORROW'S HILL TOWNSHIP, HAMILTON COUNTY, OHIO

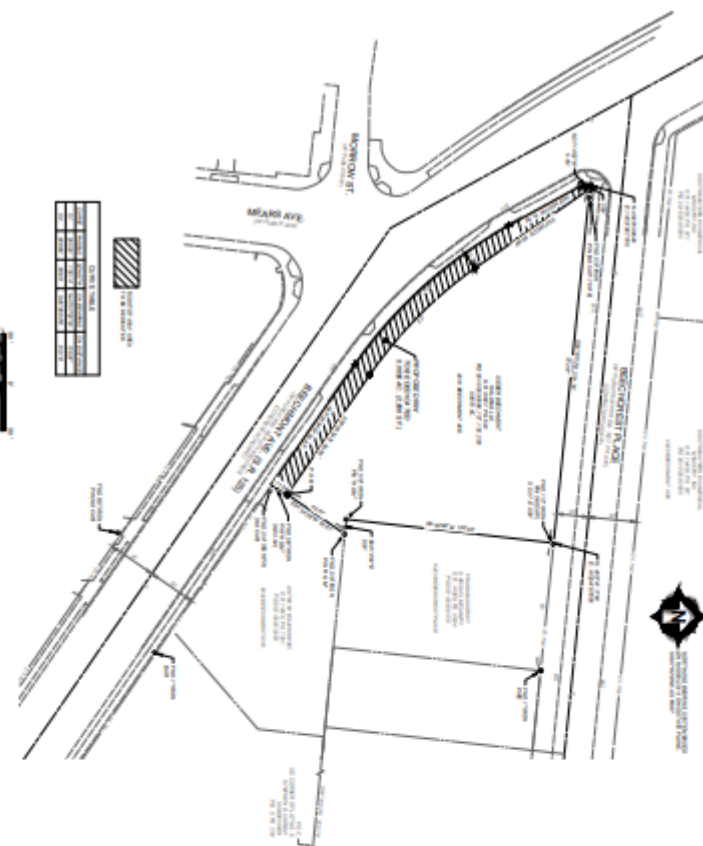
APRIL, 2025

DESIGNED BY:
VERDANTAS

CHECKED BY:
VERDANTAS

DRAWN BY:
VERDANTAS

DATE:
APRIL, 2025



DEDICATION STATEMENT

The undersigned, the City of Cincinnati, Ohio, hereby dedicates the right-of-way for the improvement of Beechmont Avenue, as shown on the attached plat, to the public use of the City of Cincinnati, Ohio, and to the use of the same for the purpose of a public highway, and the same shall be a part of the public highway of the City of Cincinnati, Ohio, and the same shall be subject to the same laws and regulations as other public highways of the City of Cincinnati, Ohio.

CITY OF CINCINNATI, OHIO

APPROVED BY: _____
CITY ENGINEER

APPROVED BY: _____
CITY COMMISSIONER

APPROVED BY: _____
CITY CLERK

LEGAL DESCRIPTION

The right-of-way for the improvement of Beechmont Avenue, as shown on the attached plat, is located in the City of Cincinnati, Ohio, and is subject to the same laws and regulations as other public highways of the City of Cincinnati, Ohio.

ADDITIONAL NOTES

1. The right-of-way for the improvement of Beechmont Avenue, as shown on the attached plat, is located in the City of Cincinnati, Ohio, and is subject to the same laws and regulations as other public highways of the City of Cincinnati, Ohio.

2. The right-of-way for the improvement of Beechmont Avenue, as shown on the attached plat, is located in the City of Cincinnati, Ohio, and is subject to the same laws and regulations as other public highways of the City of Cincinnati, Ohio.

LEGEND

- Right-of-Way
- Easement
- Property Line
- Street
- Lot
- Block
- Section
- Township
- County
- State

VERDANTAS

10000 VERDANTAS DRIVE, SUITE 100
CINCINNATI, OHIO 45240
TEL: (513) 554-1000
WWW.VERDANTAS.COM

RIGHT-OF-WAY DEDICATION PLAT

BEECHMONT AVENUE

2015 BEECHMONT AVENUE, CINCINNATI, OHIO

SITUATED IN:
MORROW'S HILL TOWNSHIP, HAMILTON COUNTY, OHIO

NO.	DESCRIPTION	DATE	BY
1	DESIGNED BY	VERDANTAS	VERDANTAS
2	CHECKED BY	VERDANTAS	VERDANTAS
3	DRAWN BY	VERDANTAS	VERDANTAS
4	DATE	APRIL, 2025	VERDANTAS

ATTACHMENT B

LEGAL DESCRIPTION 0.0656 ACRE

Situated in Robert Morrow's Military Survey No. 618, City of Cincinnati, Anderson Township, Hamilton County, Ohio, being part of the 0.5577 acre lands conveyed to Sieber Beechmont Holding LLC by O.R. 14827, Page 624 (found to be 0.5870 acre, as surveyed), of the Hamilton County, Ohio Recorder's Office, and being more particularly described as follows:

Commencing at the southeast corner of Lot 6 of Stephen D. Corbley Subdivision, as recorded in Plat Book 5, Page 254.

Thence with the south line of said Lot 6, North 84°10'52" West, 370.76 feet, to a found 5/8" iron pin (capped H&M) at the northwest corner of the lands of Anthony Bojanowski, as conveyed by Official Record 14519, Page 1301;

Thence departing the south line of said Lot 6, with the west line of said Bojanowski, South 34°34'38" West, 43.47 feet, to a set 5/8" iron pin at the **Point of Beginning**;

Thence continuing with the west line of said Bojanowski, South 34°34'38" West, 11.34 feet, to a found 3/4" iron pin on the existing northerly right-of-way of Beechmont Ave. (aka State Route 125, 60' R/W);

Thence departing the west line of said Bojanowski, with the existing northerly right-of-way of said Beechmont Ave., North 55°25'54" West, 90.85 feet, to a set cross notch at a point of curvature;

Thence continuing with the existing northerly right-of-way of said Beechmont Ave., on a curve to the right, having a radius of 280.00 feet, an arc length of 130.14 feet, a chord bearing North 42°07'00" West, a distance of 128.97 feet, to a set cross notch;

Thence continuing with the existing northeasterly right-of-way of said Beechmont Ave., North 28°48'07" West, 51.56 feet, to a set mag nail;

Thence continuing with the existing northeasterly right-of-way of said Beechmont Ave., North 01°14'52" West, 5.55 feet, to a set cross notch on the south right-of-way of Beechcrest Place (50' R/W);

Thence with the existing south right-of-way of said Beechcrest Place, South 84°10'52" East, 2.09 feet, to a set 5/8" iron pin on the new right-of-way line;

Thence departing the south right-of-way of said Beechcrest Place, and through the Grantor's land with a new right-of-way line, South 34°39'22" East, 86.89 feet, to a set 5/8" iron pin;

Thence on a curve to the left, having a radius of 268.66 feet, an arc length of 93.65 feet, a chord bearing South 45°26'44" East, a distance of 93.18 feet, to a set 5/8" iron pin;

Thence South 55°25'54" East, 90.85 feet, to the ***Point of Beginning***.

Containing 0.0656 acre, more or less, and being subject to all legal highways, rights-of-way, easements, restrictions, covenants, and/or conditions of record.

Basis of Bearings: NAD83 (2011), Ohio State Plane Coordinates, South Zone (3402).

The above description was prepared from a survey made by Verdantas/CT Consultants dated April 7, 2025, under the direction of Terry W. Cook, Professional Surveyor #7950 in the State of Ohio.

All set iron pins are 5/8" x 30" with ID cap "Verdantas Cook OH-PS 7950"



Date: 1/7/2026

To: Mayor and Members of City Council 202600024
From: Sheryl M. M. Long, City Manager
Subject: **SPECIAL EVENT PERMIT APPLICATION: (Run Like Hell 5K)**

In accordance with Cincinnati Municipal Code, Chapter 765 Run Like Hell 5k has submitted a Special Event Permit Application Form to the Chief of Police. The Special Event Permit Application has been reviewed by the following department(s): Cincinnati Police Department, Fire Department, Health Department, Parks Department, Department of Building and Inspections, Department of Community and Economic Development, Department of Finance, Department of Public Services, and Department of Transportation and Engineering. There are no objections to issuing the Special Events Permit.

The particulars of the requested event are as indicated:

EVENT NAME/TITLE: Run Like Hell 5K
EVENT SPONSOR/PRODUCER: Holy Grail Banks
CONTACT PERSON: Lori Salzarulo
LOCATION: Yeatman's Cove, Smale Park and the Banks
DATE(S) AND TIME(S): 10/24/2026 7PM to 12AM
EVENT DESCRIPTION: Family Friendly 5K Run followed by a community block party.
ANTICIPATED ATTENDANCE: 750
ALCOHOL SALES: ☐ YES. ☐ NO
TEMPORARY LIQUOR PERMIT HOLDER IS:

cc: Lieutenant Colonel Adam D. Hennie, Interim Police Chief

Date: 1/7/2026

To: Mayor and Members of City Council 202600026
From: Sheryl M. M. Long, City Manager
Subject: **SPECIAL EVENT PERMIT APPLICATION: 3rd Annual Lytle Park Wine & Food Festival**

In accordance with Cincinnati Municipal Code, Chapter 765 Chris McCutcheon has submitted a Special Event Permit Application Form to the Chief of Police. The Special Event Permit Application has been reviewed by the following department(s): Cincinnati Police Department, Fire Department, Health Department, Parks Department, Department of Building and Inspections, Department of Community and Economic Development, Department of Finance, Department of Public Services, and Department of Transportation and Engineering. There are no objections to issuing the Special Events Permit.

The particulars of the requested event are as indicated:

EVENT NAME/TITLE: 3rd Annual Lytle Park Wine & Food Festival
EVENT SPONSOR/PRODUCER: WHI Lytle Park Management LLC
CONTACT PERSON: Chris McCutcheon
LOCATION: Lytle Park
DATE(S) AND TIME(S): 05/16-2026 4:00pm – 05/16/2026 9:00pm
EVENT DESCRIPTION: 3rd Annual Lytle Park Wine Festival. This is a ticketed event with participating wineries pouring sample tastings of wine, complimented with food prepared by the Lytle Park Hotel. This event is partnered with the Cincinnati Cancer Advisors non-profit organization
ANTICIPATED ATTENDANCE: 250
ALCOHOL SALES: ☐ YES. ☐ NO
TEMPORARY LIQUOR PERMIT HOLDER IS:

cc: Lieutenant Colonel Adam D. Hennie, Interim Police Chief

Date: 1/7/2026

To: Mayor and Members of City Council
From: Sheryl M. M. Long, City Manager
Subject: **SPECIAL EVENT PERMIT APPLICATION: Crown and Current Music Festival**

202600028

In accordance with Cincinnati Municipal Code, Chapter 765 Joel Herzog has submitted a Special Event Permit Application Form to the Chief of Police. The Special Event Permit Application has been reviewed by the following department(s): Cincinnati Police Department, Fire Department, Health Department, Parks Department, Department of Building and Inspections, Department of Community and Economic Development, Department of Finance, Department of Public Services, and Department of Transportation and Engineering. There are no objections to issuing the Special Events Permit.

The particulars of the requested event are as indicated:

EVENT NAME/TITLE: Crown and Current Music Festival
EVENT SPONSOR/PRODUCER: Tyler Wogenstahlr
CONTACT PERSON: Joel Herzog
LOCATION: Sawyer Point Park
Yeatman's Cove
DATE(S) AND TIME(S): 08/27/2026 4:00 pm – 11:00 pm
08/28/2026 4:00 pm – Midnight
08/29/2026 1:00 pm - Midnight
EVENT DESCRIPTION: Mixed genre music festival
ANTICIPATED ATTENDANCE: 150,000
ALCOHOL SALES: ☐ YES. ☐ NO
TEMPORARY LIQUOR PERMIT HOLDER IS: Further Fest 513, LLC

cc: Lieutenant Colonel Adam D. Hennie, Interim Police Chief

Date: 1/7/2026

To: Mayor and Members of City Council 202600029
From: Sheryl M. M. Long, City Manager
Subject: **SPECIAL EVENT PERMIT APPLICATION: (Walk to End Alzheimer's Cincinnati Tri-State)**

In accordance with Cincinnati Municipal Code, Chapter 765 (Alzheimer's Association) has submitted a Special Event Permit Application Form to the Chief of Police. The Special Event Permit Application has been reviewed by the following department(s): Cincinnati Police Department, Fire Department, Health Department, Parks Department, Department of Building and Inspections, Department of Community and Economic Development, Department of Finance, Department of Public Services, and Department of Transportation and Engineering. There are no objections to issuing the Special Events Permit.

The particulars of the requested event are as indicated:

EVENT NAME/TITLE: Walk to End Alzheimer's Cincinnati
Tri-State
EVENT SPONSOR/PRODUCER: Alzheimer's Association
CONTACT PERSON: Dan Woody
LOCATION: Sawyer Point Park
DATE(S) AND TIME(S): 10/03/2026 9:00AM to 11:30AM
EVENT DESCRIPTION: Held annual in more than 600 communities nationwide, Walk to End Alzheimer's is the world's largest event to raise awareness and funds for Alzheimer's care, support and research.
ANTICIPATED ATTENDANCE: 4,000
ALCOHOL SALES: ☐ YES. ☐ NO
TEMPORARY LIQUOR PERMIT HOLDER IS: N/A

cc: Lieutenant Colonel Adam D. Hennie, Interim Police Chief

January 7, 2026

To: Mayor and Members of Council

From: Sheryl M. M. Long, City Manager 202600030

Subject: **Emergency Ordinance – ECC: Moral Obligation Payment to CentralSquare Technologies, LLC**

Attached is an Emergency Ordinance captioned:

AUTHORIZING the payment of \$4,742.50 from Emergency Communications Center General Fund non-personnel operating budget account no. 050x103x0000x7418 as a moral obligation payment to CentralSquare Technologies, LLC (dba Trittech Software Systems) for the annual maintenance fees associated with the Field Ops software during FY 2024 and FY 2025.

This Emergency Ordinance authorizes the payment of \$4,742.50 from Emergency Communications Center (ECC) General Fund non-personnel operating budget account no. 050x103x0000x7418 as a moral obligation payment to CentralSquare Technologies, LLC (dba Trittech Software Systems) for the annual maintenance fees for the Field Ops software during FY 2024 and FY 2025. Sufficient resources are available to make this payment.

ECC used the Field Ops software from CentralSquare Technologies, LLC (dba Trittech Software Systems) to give dispatchers and first responders mobile, real-time access to calls for service and incident information, allowing them to receive updates and document activity while in the field. ECC received an invoice from CentralSquare Technologies, LLC for the annual Field Ops software maintenance fee, which is typically paid by purchase order (PO), but a purchase order was not submitted before the invoice was received. ECC utilized the Field Ops software throughout FY 2024 and FY 2025. ECC is implementing additional training for staff to ensure that this issue does not recur.

The reason for the emergency is the immediate need to pay CentralSquare Technologies, LLC (dba Trittech Software Systems) for the outstanding charges in a timely manner.

The Administration recommends passage of this Emergency Ordinance.

cc: Andrew Dudas, Budget Director
Steve Webb, Finance Director

Attachment

EMERGENCY

IMD

- 2026

AUTHORIZING the payment of \$4,742.50 from Emergency Communications Center General Fund non-personnel operating budget account no. 050x103x0000x7418 as a moral obligation payment to CentralSquare Technologies, LLC (dba Trittech Software Systems) for the annual maintenance fees associated with the Field Ops software during FY 2024 and FY 2025.

WHEREAS, the Emergency Communications Center (“ECC”) uses the Field Ops software from CentralSquare Technologies, LLC (dba Trittech Software Systems) (“Contractor”) to give dispatchers and first responders mobile, real-time access to calls for service and incident information, allowing them to receive updates and document activity while in the field; and

WHEREAS, ECC received an invoice from Contractor for the annual maintenance fees associated with the Field Ops software during FY 2024 and FY 2025, which are typically paid by purchase order, but a purchase order was not submitted before the invoice was received; and

WHEREAS, ECC utilized the Field Ops software throughout FY 2024 and FY 2025; and

WHEREAS, ECC is implementing additional training for staff to ensure that future purchase orders are timely submitted; and

WHEREAS, sufficient resources are available in Emergency Communications Center General Fund non-personnel operating budget account no. 050x103x0000x7418 to pay for the services provided by Contractor throughout FY 2024 and FY 2025; and

WHEREAS, Council desires to pay \$4,742.50 to Contractor as a moral obligation for the Field Ops software annual maintenance fees; now, therefore,

BE IT ORDAINED by the Council of the City of Cincinnati, State of Ohio:

Section 1. That the Director of Finance is authorized to pay \$4,742.50 from Emergency Communications Center General Fund non-personnel operating budget account no. 050x103x0000x7418 as a moral obligation payment to CentralSquare Technologies, LLC (dba Trittech Software Systems) for the annual maintenance fees associated with the Field Ops software during FY 2024 and FY 2025.

Section 2. That the proper City officials are authorized to do all things necessary and proper to carry out the provisions of Section 1.

Section 3. That this ordinance shall be an emergency measure necessary for the preservation of the public peace, health, safety, and general welfare and shall, subject to the terms of Article II, Section 6 of the Charter, be effective immediately. The reason for the emergency is the immediate need to pay CentralSquare Technologies, LLC (dba Trittech Software Systems) for the outstanding charges in a timely manner.

Passed: _____, 2026

Aftab Pureval, Mayor

Attest: _____
Clerk

January 7, 2026

To: Mayor and Members of City Council

202600031

From: Sheryl M. M. Long, City Manager

Subject: Emergency Ordinance – Cincinnati Recreation Commission (CRC): Moral Obligation Payment to Juggler Dave

Attached is an Emergency Ordinance captioned:

AUTHORIZING a payment of \$4,675 from Cincinnati Recreation Commission Recreation Special Activities Fund non-personnel operating budget account no. 323x199x1910x7289 to Juggler Dave and Friends, LLC as a moral obligation for outstanding charges for entertainment services provided between June and August 2025.

Approval of this Emergency Ordinance would authorize the payment of \$4,675 as a moral obligation to Juggler Dave and Friends, LLC for entertainment services provided to the City between June and August 2025, to be paid from Cincinnati Recreation Commission Recreation Special Activities Fund non-personnel operating budget account no. 323x199x1910x7289. Sufficient funding exists in the account to make this payment.

To ensure this does not occur again the Cincinnati Recreation Commission will obtain quotes prior to each engagement.

The reason for the emergency is the immediate need to make payment to Juggler Dave and Friends, LLC for outstanding charges in a timely manner.

The Administration recommends passage of this Emergency Ordinance.

cc: Andrew Dudas, Budget Director
Steve Webb, Finance Director

Attachment



EMERGENCY

MSS

- 2026

AUTHORIZING a payment of \$4,675 from Cincinnati Recreation Commission Recreation Special Activities Fund non-personnel operating budget account no. 323x199x1910x7289 to Juggler Dave and Friends, LLC as a moral obligation for outstanding charges for entertainment services provided between June and August 2025.

WHEREAS, in April 2025, the City entered a contract with Juggler Dave and Friends, LLC (“Contractor”) for the provision of occasional entertainment services; and

WHEREAS, the City initially certified funds to the contract to cover a scheduled performance, but no additional funds were certified to the contract at that time because Contractor would be employed only on an as needed basis; and

WHEREAS, the City engaged Contractor on several additional occasions but did not certify funds to the contract prior to the added performances; and

WHEREAS, to ensure this does not occur again, the Cincinnati Recreation Commission will obtain quotes and encumber appropriate funds prior to each engagement; and

WHEREAS, Contractor has invoiced the City \$4,675 for the services provided without a prior encumbrance; and

WHEREAS, sufficient resources are available in Cincinnati Recreation Commission Recreation Special Activities Fund non-personnel operating budget account no. 323x199x1910x7289 to pay for the services Contractor provided; and

WHEREAS, Council desires to pay \$4,675 to Contractor as a moral obligation for entertainment services provided to the City without a prior encumbrance; now, therefore,

BE IT ORDAINED by the Council of the City of Cincinnati, State of Ohio:

Section 1. That the Director of Finance is authorized to pay \$4,675 from Cincinnati Recreation Commission Recreation Special Activities Fund non-personnel operating budget account no. 323x199x1910x7289 to Juggler Dave and Friends, LLC as a moral obligation for entertainment services.

Section 2. That the proper City officials are authorized to do all things necessary and proper to carry out the provisions of Section 1.

Section 3. That this ordinance shall be an emergency measure necessary for the preservation of the public peace, health, safety, and general welfare and shall, subject to the terms of Article II, Section 6 of the Charter, be effective immediately. The reason for the emergency is the immediate need to make payment to Juggler Dave and Friends, LLC for outstanding charges in a timely manner.

Passed: _____, 2026

Aftab Pureval, Mayor

Attest: _____
Clerk

January 7, 2026

To: Mayor and Members of City Council

From: Sheryl M. M. Long, City Manager 202600032

Subject: Emergency Ordinance – Cincinnati Recreation Commission (CRC): Appropriations for Golf Capital Budget

Attached is an Emergency Ordinance captioned:

ESTABLISHING new capital improvement program project account no. 985x195x261947, "Golf Facilities Improvements," to provide resources for building improvements, pavement installation, and irrigation enhancements at City-owned golf courses; **ESTABLISHING** new capital improvement program project account no. 985x195x261948, "Golf Equipment," to provide resources for equipment acquisition for operating and maintaining City-owned golf courses, including but not limited to golf carts and agronomic equipment; **AUTHORIZING** the transfer and return to source of \$4,179,267.75 from capital improvement program project account no. 985x195x251922, "Neumann Clubhouse Replacement," to the unappropriated surplus of Park and Recreation Improvement Bond Fund 860; **AUTHORIZING** the transfer and appropriation of \$4,179,267.75 from the unappropriated surplus of Park and Recreation Improvement Bond Fund 860 to newly established capital improvement program project account no. 985x195x261947, "Golf Facilities Improvements," to provide resources for building improvements, pavement installation, and irrigation enhancements at City-owned golf courses; **AUTHORIZING** the transfer and appropriation of \$1,000,000 from the unappropriated surplus of Municipal Golf Activities Fund 105 to newly established capital improvement program project account no. 985x195x261947, "Golf Facilities Improvements," to provide resources for building improvements, pavement installation, and irrigation enhancements at City-owned golf courses; and **AUTHORIZING** the transfer and appropriation of \$1,500,000 from the unappropriated surplus of Municipal Golf Activities Fund 105 to newly established capital improvement program project account no. 985x195x261948, "Golf Equipment," to provide resources for equipment acquisition for operating and maintaining City-owned golf courses, including but not limited to golf carts and agronomic equipment.

Approval of this Emergency Ordinance returns to source \$4,179,267.75 from the "Neumann Clubhouse Replacement" capital improvement program project account to the unappropriated surplus of Park and Recreation Improvement Bond Fund 860.

Due to changes in the project timeline for the Neumann Clubhouse Replacement project, funds are being reallocated to projects with more immediate needs.

Furthermore, the Emergency Ordinance authorizes the transfer and appropriation of \$4,179,267.75 unappropriated surplus of Park and Recreation Improvement Bond Fund 860 as well as \$1,000,000 from the unappropriated surplus of Municipal Golf Activities Fund 105 to the newly established "Golf Facilities Improvements" capital project account to provide resources for building improvements, pavement installation, and irrigation enhancements at City-owned golf courses. Lastly, this Emergency Ordinance authorizes the transfer and appropriation of \$1,500,000 from the unappropriated surplus of Municipal Golf Activities Fund 105 to the newly established "Golf Equipment" capital improvement program project account to provide resources for equipment acquisition for operating and maintaining City-owned golf courses, including, but not limited to, golf carts and agronomic equipment.

On December 16, 2025, the Cincinnati Recreation Commission (CRC) Board approved the proposed funding for golf facilities improvements and equipment acquisition. Approval by the City Council is now required. Municipal Golf Activities Fund 105 receives no tax revenue and is completely self-sufficient.

Maintaining and improving City-owned golf courses in accordance with the "Sustain" goal to "[b]ecome a healthier Cincinnati" and strategy to "[d]ecrease mortality and chronic and acute diseases" as described on pages 181-185 and 187-188 of Plan Cincinnati (2012).

The reason for the emergency is the immediate need to acquire necessary equipment and implement various golf facility improvements.

The Administration recommends passage of this Emergency Ordinance.

cc: Andrew Dudas, Budget Director
Steve Webb, Finance Director



Attachment

EMERGENCY

MSS

- 2026

ESTABLISHING new capital improvement program project account no. 985x195x261947, “Golf Facilities Improvements,” to provide resources for building improvements, pavement installation, and irrigation enhancements at City-owned golf courses; **ESTABLISHING** new capital improvement program project account no. 985x195x261948, “Golf Equipment,” to provide resources for equipment acquisition for operating and maintaining City-owned golf courses, including but not limited to golf carts and agronomic equipment; **AUTHORIZING** the transfer and return to source of \$4,179,267.75 from capital improvement program project account no. 985x195x251922, “Neumann Clubhouse Replacement,” to the unappropriated surplus of Park and Recreation Improvement Bond Fund 860; **AUTHORIZING** the transfer and appropriation of \$4,179,267.75 from the unappropriated surplus of Park and Recreation Improvement Bond Fund 860 to newly established capital improvement program project account no. 985x195x261947, “Golf Facilities Improvements,” to provide resources for building improvements, pavement installation, and irrigation enhancements at City-owned golf courses; **AUTHORIZING** the transfer and appropriation of \$1,000,000 from the unappropriated surplus of Municipal Golf Activities Fund 105 to newly established capital improvement program project account no. 985x195x261947, “Golf Facilities Improvements,” to provide resources for building improvements, pavement installation, and irrigation enhancements at City-owned golf courses; and **AUTHORIZING** the transfer and appropriation of \$1,500,000 from the unappropriated surplus of Municipal Golf Activities Fund 105 to newly established capital improvement program project account no. 985x195x261948, “Golf Equipment,” to provide resources for equipment acquisition for operating and maintaining City-owned golf courses, including but not limited to golf carts and agronomic equipment.

WHEREAS, replacing the Neumann Clubhouse remains a priority for the Cincinnati Recreation Commission, but Park and Recreation Improvement Bond Fund resources are needed for other, more immediate building improvements and irrigation enhancements at City-owned golf courses; and

WHEREAS, the Municipal Golf Activities Fund has sufficient resources to support the transfer of \$2,500,000 of existing resources to newly established capital improvement program project accounts to allow for building improvements, pavement installation, and irrigation enhancements at City-owned golf courses, as well as the purchase of equipment used in operating and maintaining the City-owned golf courses, while still maintaining an adequate fund balance to support golf operations; and

WHEREAS, the Municipal Golf Activities Fund receives no tax dollars and is fully self-sufficient; and

WHEREAS, the Cincinnati Recreation Commission Board approved the fund transfer at its December 16, 2025 meeting; and

WHEREAS, maintaining and improving City-owned golf courses is in accordance with the “Sustain” goal to “[b]ecome a healthier Cincinnati” and strategy to “[d]ecrease mortality and chronic and acute diseases” as described on pages 181-185 and 187-188 of Plan Cincinnati (2012); now, therefore,

BE IT ORDAINED by the Council of the City of Cincinnati, State of Ohio:

Section 1. That the Director of Finance is authorized to establish new capital improvement program project account no. 985x195x261947, “Golf Facilities Improvements,” to provide resources for building improvements, pavement installation, and irrigation enhancements at City-owned golf courses.

Section 2. That the Director of Finance is authorized to establish new capital improvement program project account no. 985x195x261948, “Golf Equipment,” to provide resources for equipment acquisition for operating and maintaining City-owned golf courses, including but not limited to golf carts and agronomic equipment.

Section 3. That the transfer and return to source of \$4,179,267.75 is authorized from capital improvement program project account no. 985x195x251922, “Neumann Clubhouse Replacement,” to the unappropriated surplus of Park and Recreation Improvement Bond Fund 860.

Section 4. That the transfer and appropriation of \$4,179,267.75 is authorized from the unappropriated surplus of Park and Recreation Improvement Bond Fund 860 to newly established capital improvement program project account no. 985x195x261947, “Golf Facilities Improvements,” to provide resources for building improvements, pavement installation, and irrigation enhancements at City-owned golf courses.

Section 5. That the transfer and appropriation of \$1,000,000 is authorized from the unappropriated surplus of Municipal Golf Activities Fund 105 to newly established capital improvement program project account no. 985x195x261947, “Golf Facilities Improvements,” to provide resources for building improvements, pavement installation, and irrigation enhancements at City-owned golf courses.

Section 6. That the transfer and appropriation of \$1,500,000 is authorized from the unappropriated surplus of Municipal Golf Activities Fund 105 to the newly established capital improvement program project account no. 985x195x261948, "Golf Equipment," to provide resources for equipment acquisition for operating and maintaining City-owned golf courses, including but not limited to golf carts and agronomic equipment.

Section 7. That the proper City officials are authorized to do all things necessary and proper to carry out the provisions of Sections 1 through 6.

Section 8. That this ordinance shall be an emergency measure necessary for the preservation of the public peace, health, safety, and general welfare and shall, subject to the terms of Article II, Section 6 of the Charter, be effective immediately. The reason for the emergency is the immediate need to acquire necessary equipment and implement various golf facility improvements.

Passed: _____, 2026

Aftab Pureval, Mayor

Attest: _____
Clerk

January 7, 2026

To: Mayor and Members of City Council

From: Sheryl M. M. Long, City Manager

202600044

Subject: Ordinance - Amending CMC 509

Attached is an Ordinance captioned:

MODIFYING Chapter 509, "Parking Meters," of the Cincinnati Municipal Code by **AMENDING** Sections 509-2, "Types of Parking Meters," 509-5, "Parking in Metered Spaces or Spaces Requiring Payment," and 509-7, "Unmetered Parking," to update the on-street parking requirements in the Cincinnati Municipal Code with current best practices and useful technology for the parking industry.

cc: Cathy B. Bailey, Assistant City Manager

MODIFYING Chapter 509, “Parking Meters,” of the Cincinnati Municipal Code by **AMENDING** Sections 509-2, “Types of Parking Meters,” 509-5, “Parking in Metered Spaces or Spaces Requiring Payment,” and 509-7, “Unmetered Parking,” to update the on-street parking requirements in the Cincinnati Municipal Code with current best practices and useful technology for the parking industry.

WHEREAS, Cincinnati Municipal Code Chapter 509, “Parking Meters,” establishes the conditions and requirements for on-street metered parking in the City of Cincinnati and provides for parking violations; and

WHEREAS, the City continues to invest in better parking technology to modernize its on-street parking facilities and create a better user experience for drivers by implementing various options for payment; and

WHEREAS, the current provisions in Chapter 509, are inconsistent and need updates to reflect the ongoing modernization and best practices for payment systems for on-street parking; now, therefore,

BE IT ORDAINED by the Council of the City of Cincinnati, State of Ohio:

Section 1. That Sections 509-2, “Types of Parking Meters,” 509-5, “Parking in Metered Spaces or Spaces Requiring Payment,” and 509-7, “Unmetered Parking,” of the Cincinnati Municipal Code are hereby amended to read as follows:

Sec. 509-2. - Types of Parking Meters.

The city manager may use various devices, technologies, and systems to meter parking on city streets and right-of-way including the following:

- (a) Single-space parking meters shall be of either the penny, nickel, dime, quarter, or combination type and shall be so designed and constructed as to display a signal showing lawful parking following the deposit therein of a prescribed coin of the United States of America during the period of time for parking provided for the denomination of coin so deposited, which in no event shall exceed the parking limits now or hereafter provided for the part of the street upon which such single-spaced meter is placed. Each single-spaced meter shall bear a sign or legend setting forth the denomination or denominations of coins which can be deposited therein, and the parking time secured thereby, which sign or legend may be in lieu of any other sign pertaining to the parking of vehicles in the adjacent

parts of the street. Each such single-spaced meter shall also be designed and constructed so that upon the expiration of the parking time provided for the denomination of coin deposited it will indicate by automatic operation of a visual signal that the lawful parking period has expired.

- (b) Multi-space meters shall be any device installed for the acceptance of parking fees for more than one parking space. Multi-space meters shall require either the conspicuous display of a receipt inside a vehicle where it can be clearly seen from outside the vehicle or the entering of the proper parking space number or entering of license plate information in which the vehicle is parked in conjunction with paying the parking fee. Multi-space meters may accept one or more of the following payment options: coins, tokens, cash, credit cards, debit cards, or other stored value cards.
- (c) Parking payment applications, including mobile payment systems, smart phone applications, and all other similar types of technologies.

Sec. 509-5. - Parking in Metered Spaces or Spaces Requiring Payment.

- (a) Spaces controlled by meters. Whenever a vehicle is parked in a space ~~at which requires payment for parking~~ a parking meter is located during hours of limited parking, the owner or driver of the vehicle shall, upon entering the vehicle in the parking space, immediately pay the required fee by any method accepted by such space or the meter. Such owner or driver may use the unexpired time displayed on the meter from its previous use without making an additional payment. Any unexpired time displayed on the meter will not be added to any time purchased for that meter using pay-by-phone technology.
- (b) When a vehicle is too large to be confined in a single space, the owner or driver of the vehicle shall make payment for the number of parking spaces the vehicle fully or partially occupies.
- (c) If a vehicle remains parked either fully or partially in any parking space beyond the limit fixed for the amount of the payment accepted by such space or meter, such vehicle shall be considered as parked overtime.
- ~~(b) — Other spaces requiring payment. Whenever a vehicle is parked in any designated space that requires payment for parking other than by a meter, the owner or driver of the vehicle shall, upon entering the vehicle in the parking space, immediately pay the required fee by any method accepted. If required, the owner or driver shall conspicuously place the receipt showing the purchased time face up inside the vehicle where it can be easily and clearly seen from outside the vehicle.~~

~~When a vehicle is too large to be confined in a single space, the owner or driver of the vehicle shall make payment for the number of parking spaces the vehicle fully or partially occupies.~~

- (d) If any equipment, system, or technology for paying for parking is out of order or unable to accept payment, the owner or driver of the vehicle shall use other

equipment that is nearby to pay for the parking space or spaces used or shall pay for the space or spaces used through another available system or technology. ~~If a vehicle remains parked in any parking space beyond the expiration time printed on the receipt conspicuously displayed in the vehicle or the amount of time purchased through another system or technology, such vehicle shall be considered as parked overtime.~~

Sec. 509-7. - Unmetered Parking.

No person during hours of limited parking shall permit a vehicle to remain parked in a designated parking space in violation of section 509-5 or while the parking meter for the space indicates that the car is illegally parked or if the vehicle does not conspicuously display a valid, unexpired receipt, whether the indication is the result of the failure to pay the required fee by any method accepted by such meter and operate the lever or other actuating device of the meter, or the result of the automatic operation of the meter following the expiration of the authorized parking time subsequent to the payment of the required fee by any method accepted by such meter at the time the vehicle was parked.

The fact that a vehicle is parked in a metered parking space during hours of limited parking either with (i) the meter time signal showing no permitted parking or (ii) without conspicuously displaying a valid unexpired receipt or (iii) not showing as paid via a valid payment method, shall be prima facie evidence that the vehicle has been parked at such space longer than the lawfully permitted parking period.

Section 2. That the City Manager and the proper City officials are authorized to take all necessary and proper actions to carry out the provisions of this ordinance, including by updating applicable rules and regulations, fee schedules, and policies and procedures in accordance with the modifications to the Cincinnati Municipal Code provided for herein.

Section 3. That this ordinance shall take effect and be in force from and after the earliest time allowed by law.

Passed: _____, 2026

Attest: _____
Clerk

Aftab Pureval, Mayor

Additions indicated by underline; Deletions indicated by strikethrough.

Date: January 7, 2026

To: Mayor and Members of City Council

From: Sheryl M. M. Long, City Manager

202600045

Subject: Liquor License – TRFO

FINAL RECOMMENDATION REPORT

OBJECTIONS: None

This is a report on a communication from the State of Ohio, Division of Liquor Control, advising of a permit application for the following:

APPLICATION: 10009369-1
PERMIT TYPE: TRFO
CLASS: D5 D6
NAME: SUNDRY & VICE LLC
DBA: NONE
18 W 13TH ST.
CINCINNATI OH 45204

On November 25, 2025, the OTR Chamber of Commerce was notified and do not object.

Police Department Recommendation

☐ Objection ☐ No Objection

David M. Laing, Assistant City Prosecutor

Law Department - Recommendation

☐ Objection ☐ No Objection

MUST BE RECEIVED BY OHIO DIVISION OF LIQUOR CONTROL BY: January 9, 2026.

Date: January 7, 2026

To: Mayor and Members of City Council

From: Sheryl M. M. Long, City Manager

202600046

Subject: Liquor License – TRFO

FINAL RECOMMENDATION REPORT

OBJECTIONS: Cincinnati Police Department

This is a report on a communication from the State of Ohio, Division of Liquor Control, advising of a permit application for the following:

APPLICATION: 10006013-1
PERMIT TYPE: TRFO
CLASS: D5J
NAME: TWB CINCINNATI LLC
DBA: TOMS WATCH BAR
175 JOE NUXHALL WAY
CINCINNATI OH 45202

On November 25, 2025, the Downtown Residents Council was notified and do not object.

Police Department Recommendation

☐ Objection ☐ No Objection

David M. Laing, Assistant City Prosecutor

Law Department - Recommendation

☐ Objection ☐ No Objection

MUST BE RECEIVED BY OHIO DIVISION OF LIQUOR CONTROL BY: January 9, 2026.

Date: January 7, 2025

To: Mayor and Members of City Council

From: Sheryl M. M. Long, City Manager

202600047

Subject: Liquor License – TRFO

FINAL RECOMMENDATION REPORT

OBJECTIONS: None

This is a report on a communication from the State of Ohio, Division of Liquor Control, advising of a permit application for the following:

APPLICATION: 10009774-1
PERMIT TYPE: TRFO
CLASS: D-5A
NAME: VAPOR BEVERAGE DIVISION 5345 MEDPACE WAY
DBA: NONE LISTED
5345 MEDPACE WAY
CINCINNATI OH 45227

As of today's date, the Buildings & Inspections Department has declined to comment on their investigation.

On November 18, 2025, the Madisonville Community Council was notified and do not object.

Police Department Recommendation

☐ Objection ☐ No Objection

David M. Laing, Assistant City Prosecutor

Law Department - Recommendation

☐ Objection ☐ No Objection

MUST BE RECEIVED BY OHIO DIVISION OF LIQUOR CONTROL BY: January 2, 2026.

Date: January 7, 2026

To: Mayor and Members of City Council

From: Sheryl M. M. Long, City Manager

202600048

Subject: Liquor License – NEW

FINAL RECOMMENDATION REPORT

OBJECTIONS: None

This is a report on a communication from the State of Ohio, Division of Liquor Control, advising of a permit application for the following:

APPLICATION: 10010483-1
PERMIT TYPE: NEW
CLASS: D5-J
NAME: WBG3, LLC
DBA: WINGS BAR & GRILL
6000 MONTGOMERY RD
UNIT 1
CINCINNATI OH 45213

As of today's date, the Buildings & Inspections Department has declined to comment on their investigation.

On November 18, 2025, the Pleasant Ridge Community Council was notified and do not object.

Police Department Recommendation

☐ Objection ☐ No Objection

David M. Laing, Assistant City Prosecutor

Law Department - Recommendation

☐ Objection ☐ No Objection

MUST BE RECEIVED BY OHIO DIVISION OF LIQUOR CONTROL BY: January 9, 2026.

Date: January 7, 2026

To: Mayor and Members of City Council

From: Sheryl M. M. Long, City Manager

202600049

Subject: Liquor License – NEW

FINAL RECOMMENDATION REPORT

OBJECTIONS: None

This is a report on a communication from the State of Ohio, Division of Liquor Control, advising of a permit application for the following:

APPLICATION: 08776985-2
PERMIT TYPE: NEW
CLASS: D5J
NAME: TACO LAB LLC
DBA: TACO LAB
165 W MCMILLAN ST, STE 100
CINCINNATI OH 45219

As of today's date, the Buildings and Inspections Department has declined comment on their investigation.

On November 3, 2025, CUF Community Council was notified and does not object.

Police Department Recommendation

☐ Objection ☐ No Objection

David M. Laing, Assistant City Prosecutor

Law Department - Recommendation

☐ Objection ☐ No Objection

MUST BE RECEIVED BY OHIO DIVISION OF LIQUOR CONTROL BY: December 5, 2025

January 7, 2026

To: Mayor and Members of City Council

From: Sheryl M.M. Long, City Manager

202600050

Subject: Report on Cincy On Track Funded Project Statuses

REFERENCE DOCUMENT #202501820

City Council, at its session on October 8, 2025, referred to the following item for review and report:

MOTION, submitted by Councilmember Owens, WE MOVE that the City Administration prepare a report within the next 30 days to provide updates on all projects that were recommended funding as part of the FY26/27 biennium budget.

OVERVIEW

With the approval of Issue 22 to sell the Cincinnati Southern Railway in 2023 and placement of the sale proceeds in an investment trust overseen by the Board of Trustees for the Cincinnati Southern Railway ("Railway Board"), the City of Cincinnati has subsequently received distributions from the Railway Board in the Fiscal Year 2026 budget period for specific capital projects to rehabilitate, modernize or replace existing infrastructure improvements. Revenue generated from certain contractual payments from Norfolk Southern to the Railway board were also included in the City's capital budget planning for Fiscal Year 2025. Capital projects from FY25 and FY26 related to distributions from the Railway Board for the Cincy On Track initiative are included within Attachment A of this report with current status and anticipate completion timeframes where known.

CINCY ON TRACK PROJECT MANAGEMENT

The Departments that have received Cincy On Track (COT) funding meet monthly to discuss project statuses and challenges Departments are having with successful implementation. One challenge identified by Departments include insufficient funding available for successful project deployment. Project costs continue to increase for road rehabilitation and facility renovation and repair, so Departments are having to reduce project scope, deploy other capital resources (delaying other projects) or defer start of certain projects until the following fiscal year. In spite of funding difficulties, Departments are continuing to push projects forward to the extent resources allow for commencement at the earliest possible time. The Administration will continue to push for expedient project deployment and as challenges are identified, the Administration will work to resolve those challenges with existing resources to the extent feasible so

rehabilitation and repair work can commence to address the City's significant infrastructure needs.

As additional changes are made to COT funded projects by Council Ordinance or Department reallocation, the Administration is tracking these changes and can provide periodic updates on deployment status.

SUMMARY

This report is for information purposes only and no additional action is necessary.

cc: Cathy Bailey, Interim Assistant City Manager

Attachment A

Transportation & Engineering

FY	Sub-Project	Primary Neighborhood	Estimated Cost	Status	Anticipated Completion Date
FY 26	As Needed Enhancements Based on Feedback & Inspections	Citywide	\$100,000.00	Funding Awarded	Late FY26
FY 26	Capital Labor	Citywide	\$25,000.00	Funding Awarded	Late FY26
FY 26	Capital Labor (Program Management, Design)	Citywide	\$273,206.00	Funding Awarded	Late 2026
FY 26	Miscellaneous Wall Work (TROD and Contract)	Citywide	\$100,000.00		Late 2026
FY 26	Riverside Drive Landslide at Rookwood Overpass - PROTECT Grant Match	East End	\$144,137.00	Design has Commenced	January 2027
FY 26	Sycamore Street Retaining Wall - PROTECT Grant Match	Mt. Auburn, UNS	\$37,200.00	Design has Commenced	August 2026
FY 26	Hillside Avenue Landslides - PROTECT Grant Match	Riverside, UNS	\$235,457.00	Design has Commenced	October 2026
FY 26	CIP (Carthage)	Carthage, UNS	\$219,000.00	Construction Commenced	December 2026
FY 26	Capital Labor	Citywide	\$2,860,000.00	Construction Commenced	TBD
FY 26	Preventive Maintenance	Citywide	\$2,000,000.00	Construction Commenced	TBD
FY 26	Miscellaneous Material Testing	Citywide	\$309,000.00	Construction Commenced	TBD
FY 26	Juergens Avenue Rehabilitation - OPWC Grant Match	Clifton	\$2,000,000.00	Design has Commenced	December 2028
FY 26	CIP (College Hill)	College Hill, UNS	\$496,000.00	Construction Commenced	December 2026
FY 26	CIP (Columbia Tusculum)	Columbia Tusculum	\$845,000.00	Construction Commenced	December 2026
FY 26	CIP (East End)	East End	\$40,000.00	Construction Commenced	December 2026
FY 26	CIP (East Westwood)	East Westwood, UNS	\$215,000.00	Construction Commenced	December 2026
FY 26	CIP (Mt. Auburn)	Mt. Auburn, UNS	\$600,000.00	Construction Commenced	December 2026
FY 26	CIP (North Avondale)	North Avondale, UNS	\$358,000.00	Construction Commenced	December 2026
FY 26	CIP (North Fairmont)	North Fairmount, UNS	\$688,000.00	Construction Commenced	December 2026
FY 26	Ridge Avenue Rehabilitation - OPWC & SORTA MTIF Grant Match	Pleasant Ridge	\$3,000,000.00	Design has Commenced	December 2027
FY 26	CIP (Queensgate)	Queensgate, UNS	\$316,000.00	Construction Commenced	December 2026
FY 26	CIP (South Fairmount)	South Fairmount, UNS	\$420,000.00	Construction Commenced	December 2026
FY 26	CIP (West End)	West End, UNS	\$485,000.00	Construction Commenced	December 2026

FY 26	Montana Avenue Rehab - OPWC Grant Match	Westwood, UNS	\$2,350,000.00	Construction Commenced	December 2026
FY 26	CIP (Westwood)	Westwood, UNS	\$1,149,000.00	Construction Commenced	December 2026
FY 26	Special Inspections (Outside Consultant) - Mill Creek	Camp Washington	\$30,000.00	Design has Commenced	August 2026
FY 26	Capital Labor (Inspection, Design, Program & Construction Management)	Citywide	\$605,000.00	Design has Commenced	December 2026
FY 26	Miscellaneous Bridge Maintenance & Repair (TROD & Contract)	Citywide	\$100,000.00	Funding Awarded	December 2026
FY 26	Outside Consulting - Victory Parkway	Walnut Hills, UNS	\$50,000.00	Design is Completed	December 2027
FY 26	Stillwell Road Bridge Replacement	Roselawn, UNS	\$250,000.00	Funding Awarded	December 2026
FY 26	Columbia Parkway Stabilization	East End	\$144,000.00	Design has Commenced	January 2027
FY 26	Columbia Parkway Stabilization	Linwood	\$77,000.00	Design has Commenced	January 2027
FY 26	Mill Creek Road Central Incinerator Approach	Millvale, UNS	\$375,000.00	Design has Commenced	December 2026
FY 26	Mill Creek Road Central Incinerator Approach	South Cumminsville, UNS	\$375,000.00	Design has Commenced	December 2026
FY 26	Victory Parkway Complete Street	Walnut Hills, UNS	\$2,000,000.00	Design is Completed	Awaiting ODOT's approval to bid this project
FY 26	CIP (Mt. Adams)	Mt. Adams	\$2,000,000.00	On Hold	TBD
FY 26	Computerized Traffic Signal System	Columbia Tuscolum	\$500,000.00	Pre-Procurement (construction)	December 2026
FY 26	Speed Hump Modernization - Clifton	Clifton	\$30,000.00	Construction Commenced	11/28/2025
FY 26	Speed Hump Modernization - East Price Hill	East Price Hill, UNS	\$570,000.00	Contract Awarded	12/31/2026
FY 26	Speed Hump Modernization - Paddock Hills	Paddock Hills, UNS	\$100,000.00	On Hold	TBD
FY 26	Speed Hump Modernization - West Price Hill	West Price Hill, UNS	\$90,000.00	Design has Commenced	10/30/2026
FY 26	Speed Hump Modernization - Westwood	Westwood, UNS	\$165,000.00	Design has Commenced	10/30/2026
FY 26	Speed Hump Modernization - Winton Hills	Winton Hills, UNS	\$130,000.00	Construction Complete	Complete
FY 26	Streetscape and Pedestrian Safety	Lower Price Hill, UNS	\$1,000,000.00	Design has Commenced	September 2031
FY 26	West 8th Street Protected Bike Facility	Queensgate, UNS	\$2,000,000.00	Design has Commenced	September 2031
FY 26	Linn Street Complete Street Conversion	West End, UNS	\$3,700,000.00	Design has Commenced	September 2031
FY 26	Wayfinding Signage System	Citywide	\$275,000.00	Submitted to Procurement	October 2026
FY 26	Artist Alley Reconstruction	Pendleton	\$100,000.00	Design Procurement Closed pending Award	End of 2028
FY 26	Polk Street Steps Replacement	CUF, UNS	\$400,000.00	Design Services Secured	December 2026

FY 26	Mt. Lookout Square Railing Replacement	Mt. Lookout	\$100,000.00	Submitted to Procurement	March 2026
FY 26	Sedamsville Gateway Restoration	Sedamsville, UNS	\$40,000.00	Design has Commenced	Summer 2026
FY 26	West End Pedestrian Safety	West End, UNS	\$30,000.00	Construction Commenced	Spring 2026
FY 25	Carthage Program	Carthage	\$327,226.86	Construction Commenced	Spring 2026
FY 25	Central Business District (CBD) Program	Central Business District	\$19,410.26	Construction Commenced	Spring 2026
FY 25	College Hill Program	College Hill	\$1,801,844.00	Construction Commenced	Spring 2026
FY 25	East Westwood Program	East Westwood	\$338,128.52	Construction Commenced	Spring 2026
FY 25	Mt. Adams Program	Mt. Adams	\$1,540,501.00	Pre-Procurement (construction)	TBD
FY 25	North Avondale Program	North Avondale	\$862,383.00	Construction Commenced	Spring 2026
FY 25	North Fairmount Program	North Fairmount	\$687,779.00	Construction Commenced	Spring 2026
FY 25	Queensgate Program	Queensgate	\$838,630.00	Construction Commenced	Spring 2026
FY 25	South Fairmount Program	South Fairmont	\$430,926.00	Construction Commenced	Spring 2026
FY 25	Walnut Hills Program	Walnut Hills	\$227,694.00	Construction Commenced	Spring 2026
FY 25	Westwood Program	Westwood	\$4,705,422.00	Construction Commenced	Spring 2026
FY 25	West End Program	West End	\$1,177,556.00	Construction Commenced	Spring 2026
FY 25	Signal Rebuild - Vine St. and 7th St.	Central Business District	\$650,000.00	Design has Commenced	July 2027
FY 25	School Flasher - College Hill	College Hill	\$50,000.00	Contract Awarded	October 2026
FY 25	School Flasher - Hyde Park	Hyde Park	\$150,000.00	Contract Awarded	October 2026
FY 25	School Flasher - Mt. Washington	Mt. Washington	\$25,000.00	Construction Complete	Construction Complete
FY 25	School Flasher - North Avondale	North Avondale	\$100,000.00	Contract Awarded	October 2026
FY 25	Signal Rebuild - Walnut and 14th	OTR	\$200,000.00	Contract Awarded	October 2026
FY 25	School Flasher - West End	West End	\$50,000.00	Contract Awarded	October 2026
FY 25	Signal Rebuild - Central and Ezzard Charles	West End	\$210,000.00	Contract Awarded	October 2026
FY 25	Victory Parkway Safety Improvements (PID 117208) - Construction	Walnut Hills	\$3,040,000.00	Design is Completed	Awaiting ODOT's approval to bid this project

Public Services

FY	Sub-Project	Primary Neighborhood	Estimated Cost	Status	Anticipated Completion Date
FY 25	CFM Headquarters Garage Roof Replacement	Camp Washington	\$2,000,000.00	Pre-Procurement (construction)	TBD
FY 25	Police District 4 Parking Deck Restoration	Paddock Hills	\$541,000.00	Submitted to Procurement	11/1/2026
FY 25	Former Police District 3 Warsaw Avenue Roof	East Price Hill	\$205,000.00	Construction Complete	9/1/2024
FY 26	Spinney Field HVAC and Roof Replacement Phase II	Lower Price Hill, UNS	\$2,190,000.00	Pre-Procurement (construction)	TBD
FY 26	Fleet Facility Renovation	Camp Washington	\$4,000,000.00	Construction Commenced	12/1/2027
FY 26	Electrical Upgrades	Citywide	\$250,000.00	Funding Awarded	11/1/2027

Health

FY	Sub-Project	Primary Neighborhood	Estimated Cost	Status	Anticipated Completion Date
FY25	Northside Adult Provider Space	Northside	\$80,000.00	Funding Awarded	Summer 2028
FY25	Burnet and King Roof Replacement	Avondale	\$61,000.00	Cancelled / Funds Reallocated	
FY25	Burnet & King Elevator #1 Replacement	Avondale	\$250,000.00	Construction Commenced	12/31/2025
FY25	Bobbie Sterne Health Center HVAC	OTR	\$250,000.00	Construction Complete	Fall 2025
FY25	Price Hill Health Center Air Handler	Lower Price Hill	\$120,000.00	Funding Awarded	Fall 2027
FY25	Bobbie Sterne Health Center Cooling Tower	OTR	\$120,000.00	Cancelled / Funds Reallocated	NA
FY25	Burnet & King Boiler	Avondale	\$60,000.00	Cancelled / Funds Reallocated	NA
FY25	Burnet & King Fire Pump	Avondale	\$40,000.00	Cancelled / Funds Reallocated	NA
FY25	Bobbie Sterne HC Fire Pump	OTR	\$40,000.00	Cancelled / Funds Reallocated	NA
FY25	Price Hill Health Center Generator	Lower Price Hill	\$30,000.00	Cancelled / Funds Reallocated	NA
FY25	Northside Generator	Northside	\$30,000.00	Cancelled / Funds Reallocated	NA
FY25	Bobbie Sterne HC Basement Structure	OTR	\$30,000.00	Construction Commenced	12/31/2025
FY25	Northside Parking Lot Restripe Resurface	Northside	\$8,000.00	Construction Complete	10/15/2025
FY25	Bobbie Sterne HC Parking Lot Resurface	OTR	\$8,000.00	Construction Commenced	12/1/2025
FY25	Price Hill Health Center Parking Lot Expansion - COT	Lower Price Hill	\$1,000,000.00	Design Services Secured	NA

Parks

FY	Sub-Project	Primary Neighborhood	Estimated Cost	Status	Anticipated Completion Date
FY 26	Engineering, planning, and design	Citywide	\$600,000.00	Funding Awarded	6/30/2026
FY 26	Facilities Maintenance	Citywide	\$522,000.00	Construction Commenced	6/30/2026
FY 26	Lot 28 Storage Area	Citywide	\$150,000.00	Funding Awarded	TBD
FY 26	Contingency Projects	Citywide	\$100,000.00	Funding Awarded	TBD
FY 26	Burnet Woods Sanitary Sewer	Clifton	\$100,000.00	Funding Awarded	TBD
FY 26	Burnet Woods Pond Delamination Repair	CUF, UNS	\$200,000.00	Funding Awarded	TBD
FY 26	Burnet Woods Bandstand Roof	CUF, UNS	\$150,000.00	Funding Awarded	TBD
FY 26	Burnet Woods Asphalt	CUF, UNS	\$150,000.00	Funding Awarded	TBD
FY 26	Burnet Woods Masonry Steps	CUF, UNS	\$75,000.00	Funding Awarded	TBD
FY 26	Doris Day Dog Park & Sanitary	Mt Airy	\$100,000.00	Funding Awarded	TBD
FY 26	McFarlan Sanitary Sewer Repair	Mt Airy	\$50,000.00	Funding Awarded	TBD
FY 26	Mt Airy Sinkhole Repair-Arboretum Area	Mt. Airy, UNS	\$250,000.00	Pre-Procurement (construction)	Spring 2026
FY 26	WCPO Erosion & Steps	Mt. Adams	\$150,000.00	Procurement Closed pending Award	Spring 2026
FY 26	Central Ave Mechanics Building	West End, UNS	\$150,000.00	Design Services Secured	TBD
FY 26	McEvoy Park Renovation	College Hill, UNS	\$200,000.00	Funding Awarded	TBD
FY 26	Glenway Park Restoration	East Price Hill, UNS	\$350,000.00	Contract Awarded	TBD
FY 26	Owl's Nest Pavilion and Park Rehabilitation	East Walnut Hills	\$1,000,000.00	Pre-Procurement for Design	2027
FY 26	Owl's Nest Pavilion and Park Rehabilitation	Evanston, UNS	\$1,000,000.00	Pre-Procurement for Design	2027
FY 26	Gibson House Roof	Avondale, UNS	\$250,000.00	Funding Awarded	TBD
FY 26	Sawyer Point and Yeatman's Cove Bike Trail	Downtown	\$1,000,000.00	Pre-Procurement for Design	TBD
FY 26	Krohn Conservatory Renovation	Citywide	\$250,000.00	Funding Awarded	TBD
FY 26	Sawyer Point Park Restoration	Downtown	\$389,000.00	Design Services Secured	Spring 2027
FY 25	Sinton Building - Eastern Operations Facility Renovation	Walnut Hills	\$1,219,000.00	Design has Commenced	2027
FY 25	On-Going Maintenance and Repair Projects	Citywide	\$750,000.00	Construction Commenced	6/30/2026
FY 25	Staff Reimbursement for Various Projects	Citywide	\$600,000.00	Construction Complete	6/30/2025
FY 25	Glenway Park Accessible Playground Equipment	East Price Hill	\$150,000.00	Design Services Secured	TBD

Recreation

FY	Sub-Project	Primary Neighborhood	Estimated Cost	Status	Anticipated Completion Date
FY26	Recreation Center Improvements - Security Cameras	Citywide	\$292,000.00	Funding Awarded	TBD
FY26	Tuck Pointing, Coping - Bush Rec Center, Bond Hill, Lincoln	Walnut Hills, Bond Hill, UNS	\$127,000.00	Funding Awarded	TBD
FY26	Roof Warranty Work (Inspection Testing - Warranty)	Citywide	\$100,000.00	Contract Awarded	TBD
FY26	HVAC - Lincoln	West End, UNS	\$120,000.00	Procurement Closed pending Award	TBD
FY26	Emergencies/Community Budget Requests - Rec Centers	Citywide	\$289,000.00	Funding Awarded	TBD
FY26	Madisonville Pool Renovation	Madisonville	\$1,000,000.00	Submitted to Procurement	SUMMER 2027
FY26	Miscellaneous Aquatic Facility Pool Repairs	Citywide	\$174,000.00	Funding Awarded	TBD
FY26	Add ADA Access, Install Chair Lifts at Pools	Citywide	\$32,000.00	Funding Awarded	TBD
FY26	Emergencies/Community Budget Requests - Aquatics	Citywide	\$254,000.00	Funding Awarded	TBD
FY26	Miscellaneous Parking Lot Repairs	Citywide	\$113,000.00	Construction Commenced	TBD
FY26	Signage	Citywide	\$50,000.00	Procurement Active	SPRING 2026
FY26	Site Amenities	Citywide	\$16,000.00	Procurement Active	SPRING 2026
FY26	Emergencies/Community Budget Requests - Outdoor	Citywide	\$115,000.00	Funding Awarded	TBD
FY26	Sport Court Crack Fill - Miscellaneous Sites	Citywide	\$86,000.00	Construction Commenced	TBD
FY26	Fence Replacement	Citywide	\$54,000.00	Funding Awarded	TBD
FY26	Ball Field Amenities	Citywide	\$25,000.00	Pre-Procurement (construction)	SPRING 2026
FY26	Community Partnership Projects	Citywide	\$100,000.00	Pre-Procurement for Design	FALL 2026
FY26	Emergencies/Community Budget Requests - Athletics	College Hill, UNS	\$75,000.00	Funding Awarded	TBD
FY26	Ball Field Renovation	Walnut Hills, UNS	\$115,000.00	Funding Awarded	EOY 2026
FY26	Playground Renovation - Oskamp	Westwood, UNS	\$116,000.00	Pre-Procurement for Design	EOY 2026
FY26	Basketball Court Renovations - Winton Hills, College Hill	Winton Hills, College Hill, UNS	\$75,000.00	Pre-Procurement for Design	TBD
FY26	Kennedy Heights Ballfields Renovation/Trail	Kennedy Heights	\$120,000.00	Submitted to Procurement for Designer	TBD
FY26	Dunham Miracle Field	West Price Hill, UNS	\$140,000.00	Funding Awarded	EOY 2026
FY26	Dunham Miracle Field	Westwood, UNS	\$140,000.00	Funding Awarded	EOY 2026

FY26	Winton Hills Recreation Complex Ballfield Renovation	Winton Hills	\$85,000.00	Submitted to Procurement for Designer	TBD
FY26	Mt. Auburn Indoor Pool Parking	Mt. Auburn	\$25,000.00	Construction Complete	Spring 2025
FY26	Dunham Recreation Center	Westwood	\$240,000.00	Design Procurement Closed pending Award	TBD
FY26	Dunham Recreation Center Facilities Renovation	West Price Hill	\$2,380,000.00	Design Procurement Closed pending Award	TBD
FY26	College Hill Recreation Area Court Repairs Basketball/Tennis	College Hill	\$75,000.00	Funding Awarded	TBD
FY26	Winton Commons Recreation Area Basketball Courts	Winton Hills	\$142,000.00	Pre-Procurement (construction)	SUMMER 2026
FY26	Dunham Recreation - Volleyball Courts	Westwood	\$50,000.00	Funding Awarded	TBD
FY26	Winton Commons Basketball Court Repairs	Spring Grove Village	\$100,000.00	Pre-Procurement (construction)	Spring 2026
FY26	College Hill Recreation Center Playground	College Hill	\$155,000.00	Funding Awarded	EOY 2026
FY26	Colerain Shepherd Playground	Mt. Airy	\$25,000.00	On Hold	EOY 2027
FY26	Burnet Recreation Area Playground Renovation/Replacement	Mt. Auburn	\$105,000.00	Design has Commenced	EOY 2026
FY26	N. Fairmount Rec Area - Playground Reno/Replacement	North Fairmont	\$145,000.00	Design has Commenced	EOY 2026
FY26	Boldface Playground Renovation/Replacement	Sedamsville	\$20,000.00	Design has Commenced	EOY 2026
FY26	Park and Myrtle Playground Renovation/Replacement	Walnut Hills	\$70,000.00	On Hold	EOY 2027
FY26	Carson Covedale Playground Renovation/Replacement	West Price Hill	\$20,000.00	On Hold	EOY 2027
FY26	Oskamp Area Playground Renovation/Replacement	Westwood	\$155,000.00	Design has Commenced	EOY 2026
FY26	Oyler Sprayground Shelter	Lower Price Hill	\$88,000.00	Funding Awarded	EOY 2026
FY26	Rec Facilities Improvements COT CBR	Citywide	\$265,000.00	Funding Awarded	TBD
FY25	Recreation Center Improvements - Bond Hill	Bond Hill	\$1,217,000.00	Pre-Procurement for Design	TBD
FY25	Emergencies/CBRs - Aquatic Facilities	Citywide	\$266,000.00	Construction Commenced	SPRING 2026
FY25	Emergencies/CBRs - Recreation Centers	Citywide	\$265,000.00	Funding Awarded	TBD
FY25	EPH - Roof Warranty Work - Bring to Warranty	East Price Hill	\$250,000.00	Construction Complete	SUMMER 2025
FY25	Misc Aquatic Facility Pool Repairs	Citywide	\$146,000.00	Construction Commenced	TBD
FY25	Corryville New HVAC Unit	Corryville	\$95,000.00	Design has Commenced	EOY 2027
FY25	ADA Recreation Center Aquatics Projects - Misc	Citywide	\$52,500.00	Funding Awarded	TBD
FY25	Pleasant Ridge ARC Flash Projects	Pleasant Ridge	\$50,000.00	Procurement Active	TBD
FY25	Aquatics New Pool Chemical Controllers	Citywide	\$35,000.00	Construction Complete	FALL 2025

FY25	Paddock/Tennessee Recreation Area	Paddock Hills	\$245,000.00	Pre-Procurement for Design	FALL 2026
FY25	Madisonville Recreation Complex - Baseball	Madisonville	\$200,000.00	Construction Complete	FALL 2025
FY25	Madisonville Recreation Complex - Tennis	Madisonville	\$160,000.00	Construction Complete	FALL 2025
FY25	Mt Airy Recreation Area - Tennis	Mt Airy	\$155,000.00	Pre-Procurement (construction)	SPRING 2026
FY25	Turkey Ridge Recreation Area - Baseball	Columbia Tuscolum	\$145,000.00	Pre-Procurement for Design	FALL 2026
FY25	Hartwell Recreation Area - Basketball	Hartwell	\$125,000.00	Pre-Procurement (construction)	SPRING 2026
FY25	Schwarz Recreation Area - Baseball	Walnut Hills	\$110,000.00	Funding Awarded	
FY25	Turkey Ridge Recreation Area - Basketball	Columbia Tuscolum	\$85,000.00	Construction Complete	SUMMER 2025
FY25	Oskamp Recreation Area - Baseball	Westwood	\$75,000.00	Design has Commenced	EOY 2026

Status Definitions

Funding Awarded - This indicates COT funding has been allocated by Council for this project (in part or in whole). This should be the first phase for every COT project listed until design commences
Pre-Procurement (Design) - The Department has started the steps in the procurement process for a designer through the MAC process, RFQ process, pilot program or other procurement pathway for a design firm
Submitted to Procurement for Designer - The entire package of required procurement documents has been submitted to Procurement to obtain a designer through the selected procurement pathway. This phase includes all back and forth with procurement on the submitted documents until the solicitation is released by procurement
Design Procurement Active - Purchasing has started the process to select a designer. This could include communication with MAC contractors, the RFQ process, communication with potential firms under the pilot program or other similar designer selection pathways.
Design Procurement Closed Pending Award - The department is awaiting approval to proceed with a designer and/or the designer has been approved but now a contract is being drafted and negotiated for execution by the City and the design firm
Design Services Secured - This indicates that either the Department has designated an in-house staff person to complete design specifications or the Department has completed the procurement process to secure a design firm
Design Has Commenced - The design work has commenced, and the Department has a rough understanding of when design is expected to be completed so construction procurement can begin
Design is Completed - The department has completed design but has not yet begun the steps of the procurement process
Pre-Procurement (Construction) - The Department has started the steps in the procurement process and is in the process of compiling the various documents required for bid and submitting the applicable checklist to purchasing. If the Department is utilizing an existing master agreement for the work, this stage may include the Department getting clarity that the existing contract can be utilized
Submitted to Procurement (Construction) - The entire package of required procurement documents has been submitted to Procurement for review. This phase includes all back and forth with procurement on the submitted documents until the solicitation is released by procurement
Construction Procurement Active - Purchasing has released the solicitation for bid by contractors
Procurement Closed Pending Award - The submission date for the procurement has passed and review is ongoing pending an award
Construction Contract Awarded - Procurement has approved of an award for the solicitation and has notified the vendor. This would also include completion of the drafting of the contract and signatures of the agreement.
Construction Commenced - Construction work has commenced following execution of a contract.
Construction Completed - All construction work has been completed, and final retainage has been paid out

On Hold - Project has been put on hold. A hold period could be several months or an anticipated fiscal year, but a Hold should have an anticipated plan for the project to proceed in the near term

Cancelled - Project has been cancelled due to Department's determination that the project should not proceed at this time or due to the need to reallocate resources to an alternative project. Projects that are cancelled should have a status note indicating why they have been cancelled and where funding resources have been directed

Carrion, Lisa

2024 00009

From: webapp@cincinnati-oh.gov
Sent: Tuesday, December 16, 2025 4:14 PM
To: ClerkOfCouncilEmail
Subject: Cincinnati City Council - Lobbyist Update/Termination Form

Submitted on: 12/16/2025

APPLICATION TYPE: Update/Termination
LOBBYIST COMPANY NAME: DSD Advisors LLC
LOBBYIST FNAME: George
LOBBYIST LNAME: Glover
LOBBYIST ADDRESS: 255 E Fifth Street 1900, Cincinnati, Ohio 45202
LOBBYIST PHONE: 5138325428
LOBBYIST EMAIL: george.glover@dsdadvisorsllc.com
LOBBYIST OCCUPATION: Government Affairs
LOBBYIST POSITION: Senior Government Relations Advisor
UPDATE TYPE: Termination of Engagement
TERMINATION DATE: 12/31/2025
UPDATE PERIOD:
ORDINANCES:
RESOLUTIONS: Terminating registrations and engagements with ASM Global, People Working Cooperatively, and Santa Maria Community Services
LEGISLATION TYPE ADDITIONAL:
LEGISLATION TYPE:
LEGISLATION TYP OTHER:
LEGISLATION DESCRIPTION:
FT1 - OFFICIAL:
FT1 - LOBBYIST:
FT1 - PURPOSE:
FT1 - DATE:
FT1 - VALUE:
FT2 - OFFICIAL:
FT2 - LOBBYIST:
FT2 - PURPOSE:
FT2 - DATE:
FT2 - VALUE:
FT3 - OFFICIAL:
FT3 - LOBBYIST:
FT3 - PURPOSE:
FT3 - DATE:
FT3 - VALUE:
CERTIFY: Yes

SIGNATURE: George Glover

=====

Carrion, Lisa

707400010

From: webapp@cincinnati-oh.gov
Sent: Tuesday, December 23, 2025 12:18 PM
To: ClerkOfCouncilEmail
Subject: Cincinnati City Council - Lobbyist Registration Form

=====
Submitted: 12/23/2025

APPLICATION TYPE: Registration
LOBBYIST COMPANY NAME: Flock Safety
LOBBYIST FNAME: Hector
LOBBYIST LNAME: Soliman-Valdez
LOBBYIST ADDRESS: c/o 28 Liberty Ship Way, Suite 2815
LOBBYIST PHONE: 415-903-2800
LOBBYIST EMAIL: flock1@politicomlaw.com
LOBBYIST OCCUPATION: Government Affairs
LOBBYIST POSITION: Director of Local Government Affairs
CLIENT COMPANY NAME: Flock Safety
CLIENT FNAME: Jennie
CLIENT LNAME: Skelton
CLIENT ADDRESS: c/o 28 Liberty Ship Way, Suite 2815
CLIENT PHONE: 415-903-2800
CLIENT EMAIL: flock@politicomlaw.com
CLIENT BUSINESS: Science and Technology
LEGISLATION TYPE: Other
LEGISLATION TYPE_OTHER: Law enforcement technology
LEGISLATION DESCRIPTION: Matters affecting Law enforcement Technology
CERTIFY: Yes
SIGNATURE: Hector Soliman-Valdez

Carrion, Lisa

2026022011

From: webapp@cincinnati-oh.gov
Sent: Tuesday, December 23, 2025 12:16 PM
To: ClerkOfCouncilEmail
Subject: Cincinnati City Council - Lobbyist Registration Form

=====
Submitted: 12/23/2025

APPLICATION TYPE: Registration
LOBBYIST COMPANY NAME: Flock Safety
LOBBYIST FNAME: Vaughn
LOBBYIST LNAME: Roland
LOBBYIST ADDRESS: c/o 28 Liberty Ship Way, Suite 2815
LOBBYIST PHONE: 415-903-2800
LOBBYIST EMAIL: flock2@politicomlaw.com
LOBBYIST OCCUPATION: Government Affairs
LOBBYIST POSITION: Government & Public Affairs Professional
CLIENT COMPANY NAME: Flock Safety
CLIENT FNAME: Jennie
CLIENT LNAME: Skelton
CLIENT ADDRESS: c/o 28 Liberty Ship Way, Suite 2815
CLIENT PHONE: 415-903-2800
CLIENT EMAIL: flock@politicomlaw.com
CLIENT BUSINESS: Science and Technology
LEGISLATION TYPE: Other
LEGISLATION TYPE_OTHER: Law enforcement technology
LEGISLATION DESCRIPTION: Matters affecting Law enforcement Technology
CERTIFY: Yes
SIGNATURE: Vaughn Roland