

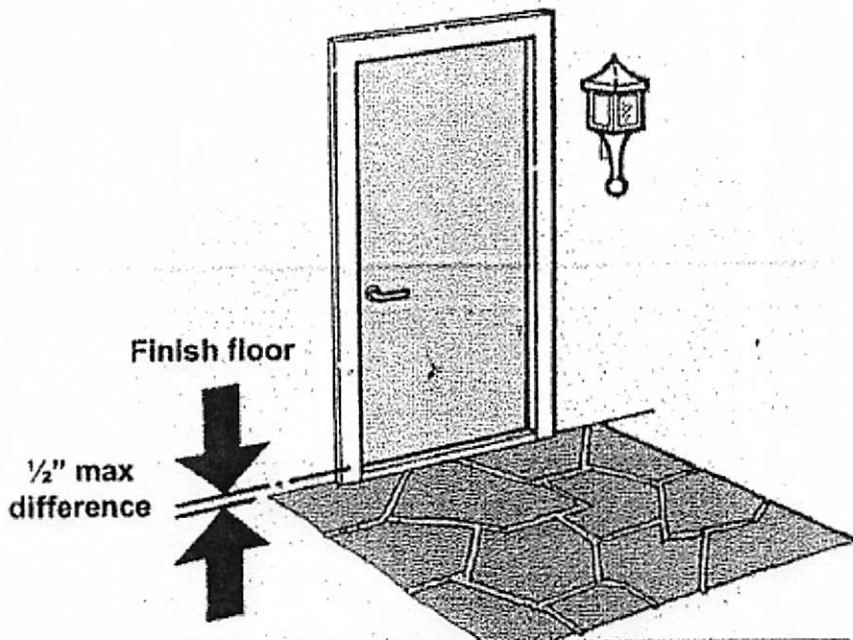
EXHIBIT C

Exhibit C

(Cincinnati Visitability and Universal Design Standards and Visitability+)

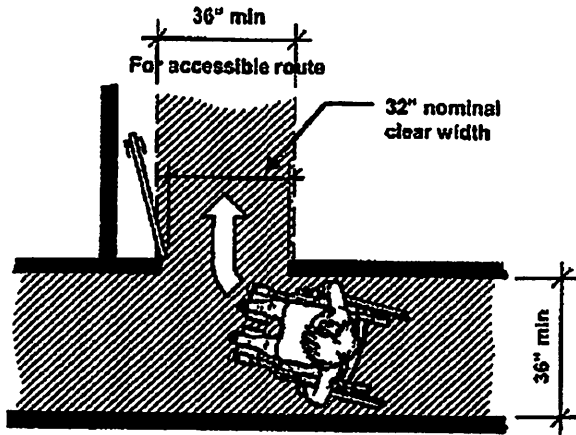
Cincinnati Visitability and Universal Design Standards (A-D)

(A) No Step Entrance. The dwelling unit must provide at least one “No Step Entrance.” The required No Step Entrance must be visitable from the driveway or public way via a Visitable Path. “No Step” means no greater than a one-half inch ($\frac{1}{2}$ ”) elevation change unless access is provided using a code compliant ramp under the Residential Code of Ohio or the Ohio Building Code, as applicable.



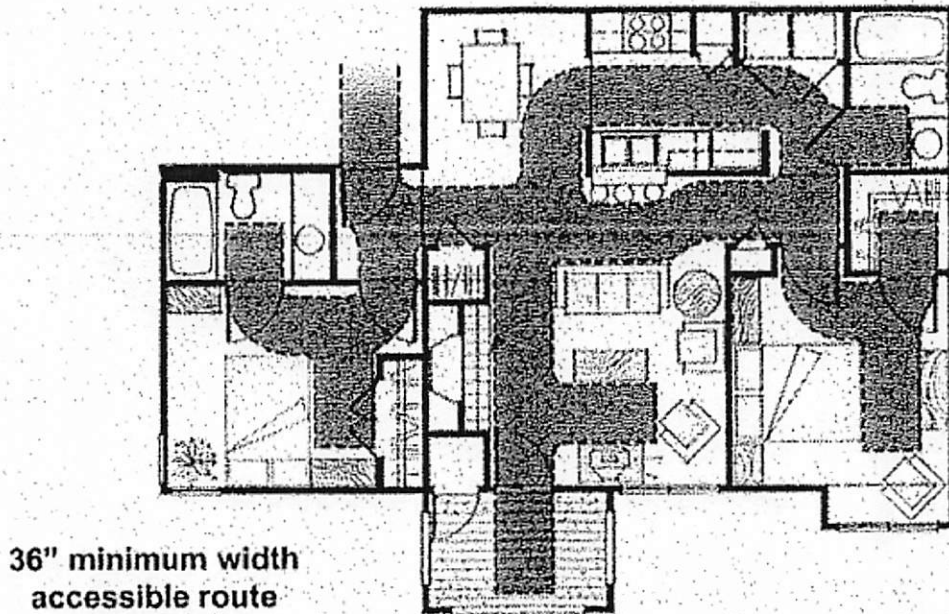
1. At least one
no step entrance
via a visitable path

(B) Visitable Path. All hallways and corridors from the No Step Entrance to the central gathering place of the residence (e.g., great room, living room, or family room) (the “Central Gathering Place”) and the Visitable Bathroom must be Visitable Paths. A “Visitable Path” means a No Step path of travel with a continuous minimum net clear width of at least thirty-six inches (36”).



2. Doors and openings along the visitable route shall have a minimal net clear width of 32”.

(C) Doors/Openings. All doors and openings along the VISIBLE Path from the No Step Entrance to the Central Gathering Place shall have a minimum net clear width of at least thirty-two inches (32”), including the doorway to at least one VISIBLE Bathroom along the VISIBLE Path.

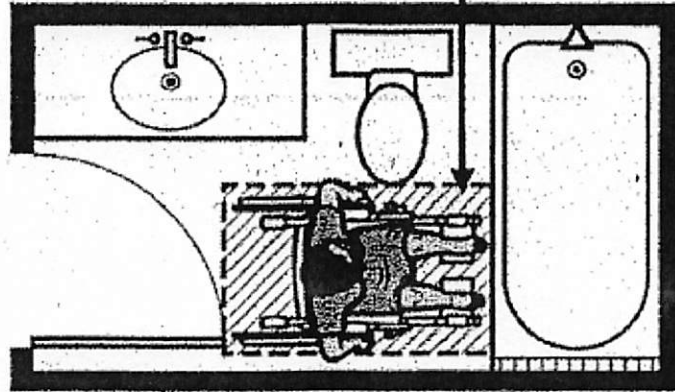


3. Hallways and corridors from the no step entrance to at least one visitable common living space are at least 36" wide.

(D) Visible Bathroom. There shall be at least one Visible Bathroom located on a Visible Path between the Central Gathering Place and the No Step Entrance. "Visible Bathroom" means

a full bathroom, half bathroom, or powder room having a clear floor space of at least thirty inches by forty-eight inches (30" x 48").

30"x48" outside swing of door

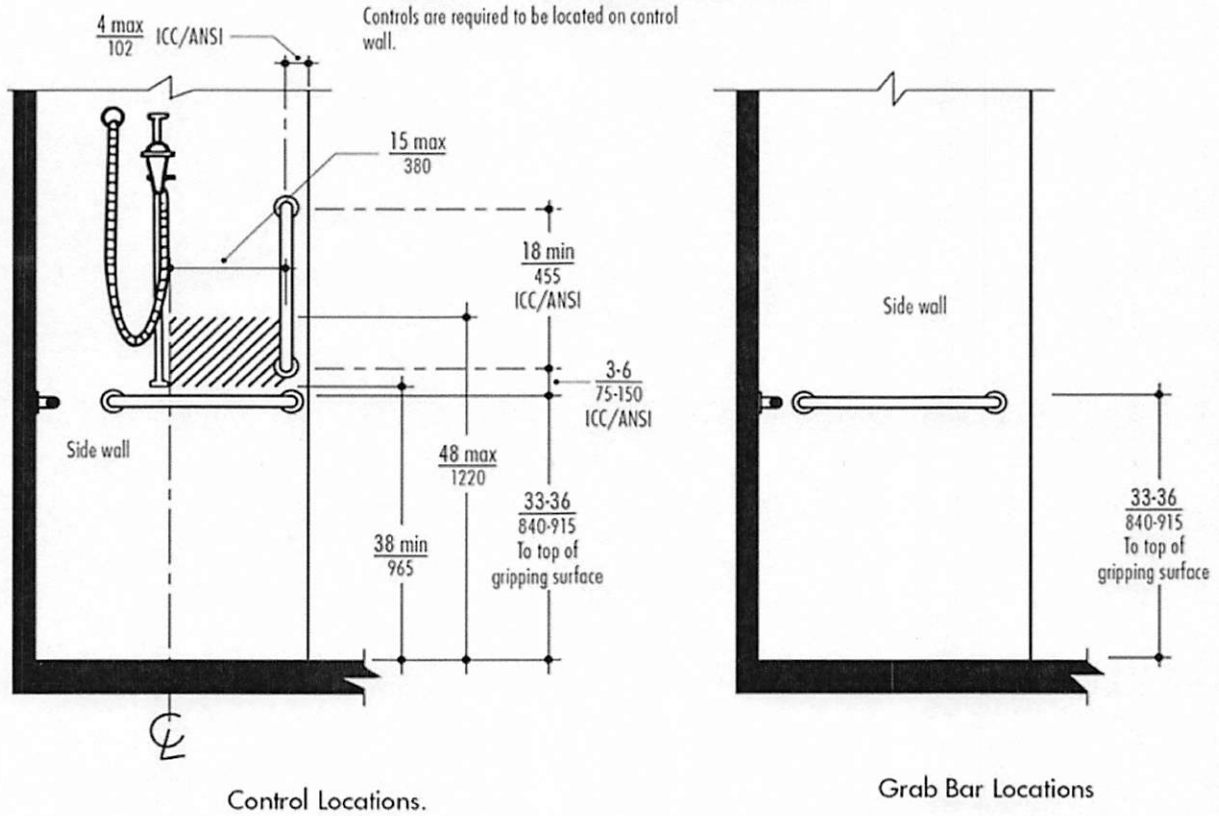


4. A bath, half-bath or powder room on the main floor with clear floor space of at 30" x 48"

Requirements for Visitability+

- A. Must meet Cincinnati Visitability and Universal Design Standards to be eligible for Visitability+; and
- B. Minimum of one accessible bedroom and one accessible full bathroom on the ground level (or elevator accessible). Examples of features or options for an accessible full bathroom are below.

Shower Features and Grab Bars



Lavatory Faucet Features

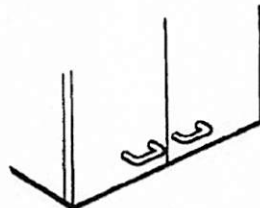
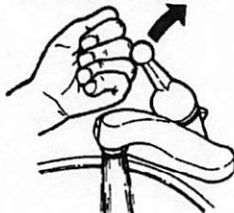
Cabinet Handle Features

Door Handle Features



Lever Faucet Handles

a single lever is the easiest faucet handle for most people to use



Loop Handles Horizontally Mounted



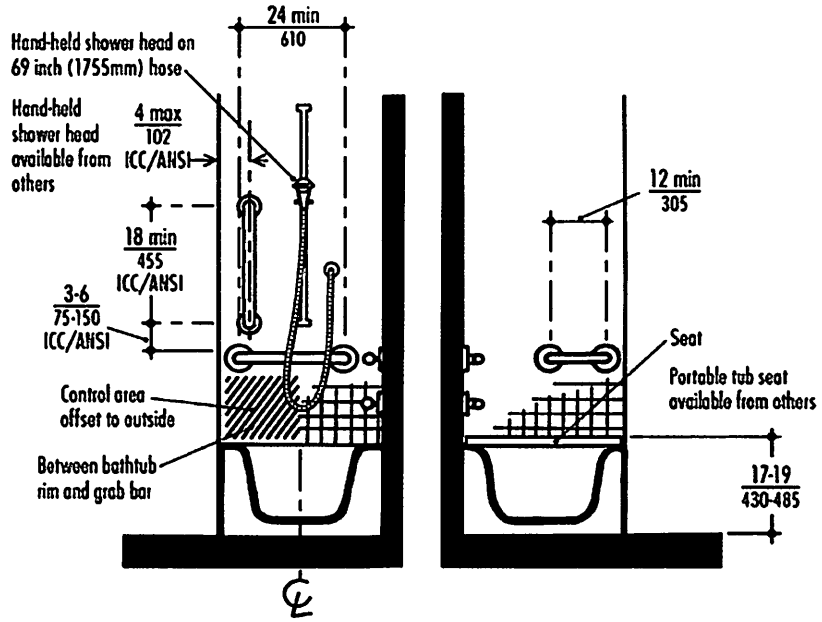
Lever Handle

lever and large loop handles are easiest to use with one hand



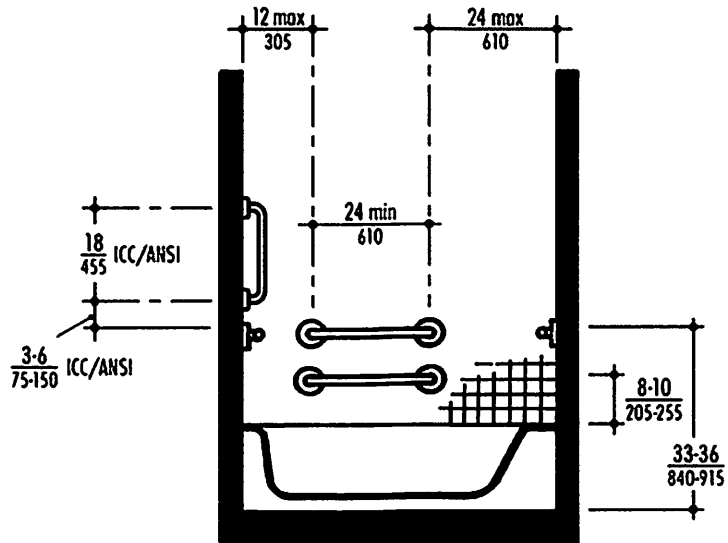
Loop Handle

Tub Features and Grab Bars



Control Wall.

Head of Tub.



Back Wall.