



Greater Cincinnati Water Works

Update on Enhanced Lead Program

Presentation to the Neighborhoods Committee

Cathy Bernardino Bailey, Director

May 24, 2021

Update provided today

- **Customer Outreach**
- **Schools and Child Care Assistance**
- **Lead Service Line Removal Update**
- **Lead and Copper Rule Update**
- **Future Plans**



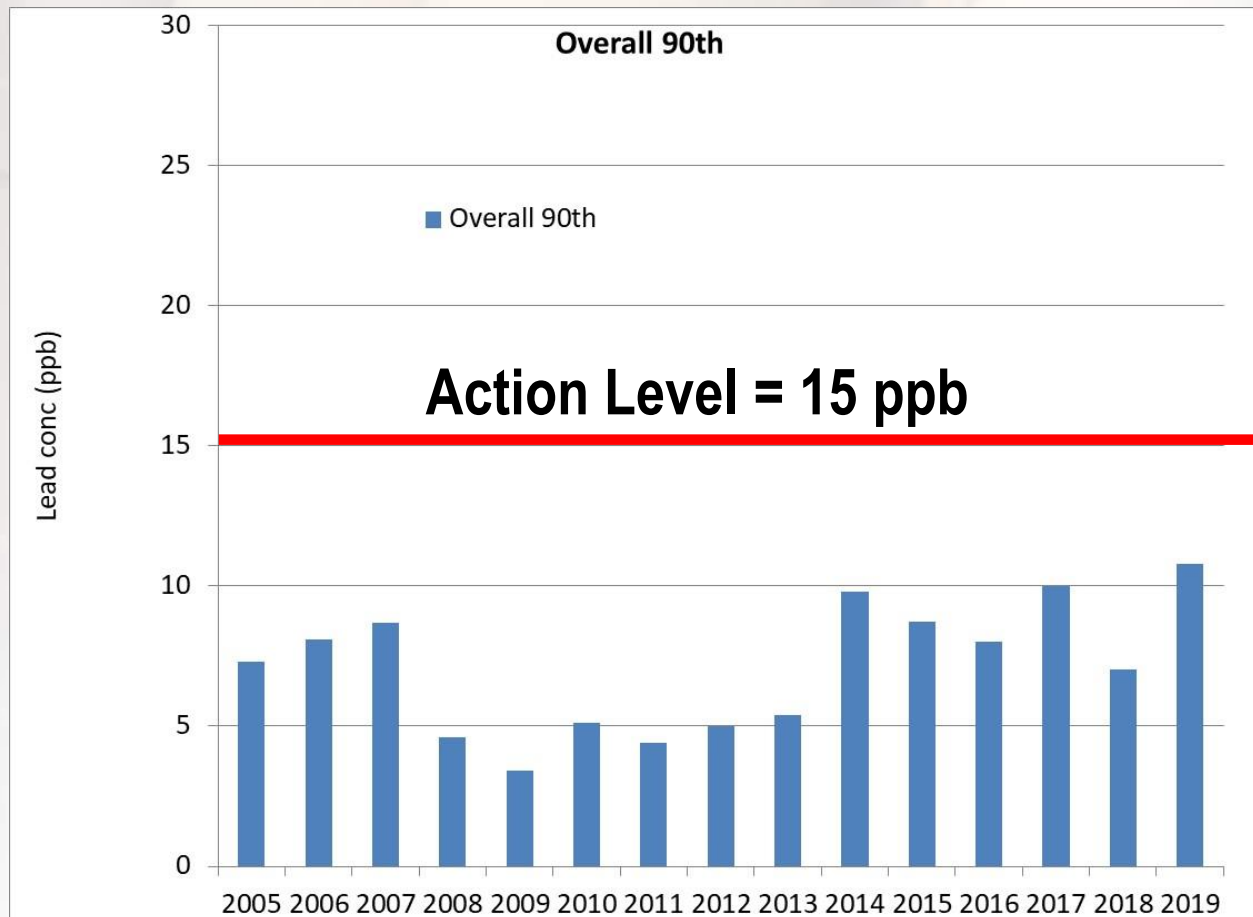
Safety of Drinking Water remains GCWW's Highest Priority



- **World-class treatment facilities**
 - **History of proactive municipal utility**
 - **Always meet or surpass all state and federal standards**
 - **including Lead and Copper Rule**
-

GCWW Compliance Data

- GCWW has always been below the Action Level
- Some individual homes can still have levels above 15ppb





Tier 1: Outreach Program

Tier 1–Outreach Awareness & Education

Website – **new and improved!**

Social media

651-LEAD – **12,000 calls**

Letters – **now we also call**

Quarterly newsletter

Community council meetings – **and targeted small group conversations**

Pitcher/faucet lead filter kits

Service line lookup map



Tier 1: Analyzing Samples for Customers



Customer Sampling Stats

- # Sample kits shipped = 13,595
 - # Returned and analyzed = 9321
 - % Returned = 69%
 - # > 15 ppb = 501
 - % > 15 ppb = 5.4%
-

Tier 1: Schools and Child Care Assistance



School Sampling

- School Districts Participating
 - Cincinnati Public Schools = 59 schools
 - Archdiocese of Cincinnati = 30 schools
 - Forest Hills School District = 9 schools
 - Princeton School District = 4 schools
 - Others/ Independent = 7 schools
 - Over 14,000 samples analyzed
 - 524 (3.6%) > 15 ppb
 - Published results, recommendations, and follow-up
-

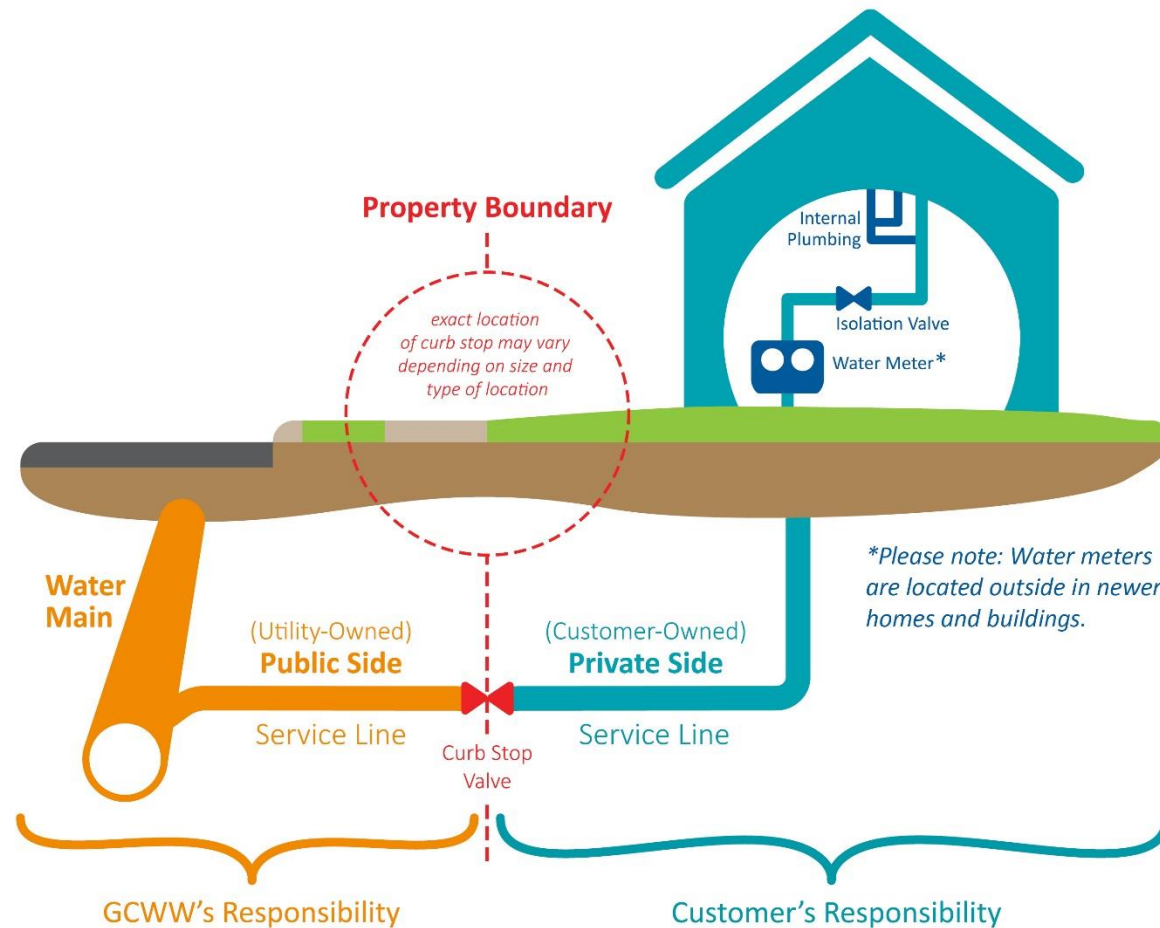
Childcare Grant

- 184 licensed childcare providers with LSLs
 - Tier 1 outreach has not been effective
 - In 2020, GCWW applied for and received a \$725,000 grant from H2Ohio to replace LSLs at childcare providers
 - 84 childcare providers to date have opted in
 - **16** LSL have been replaced
 - **36** are pending replacement date
 - Remainder are in the contract execution process
 - Actively working to contact remaining providers
-



Tier 2 – Lead Service Line Removal

Review of Public/Private Service Line



GCWW's Lead Service Line Replacement Program (LSLRP)

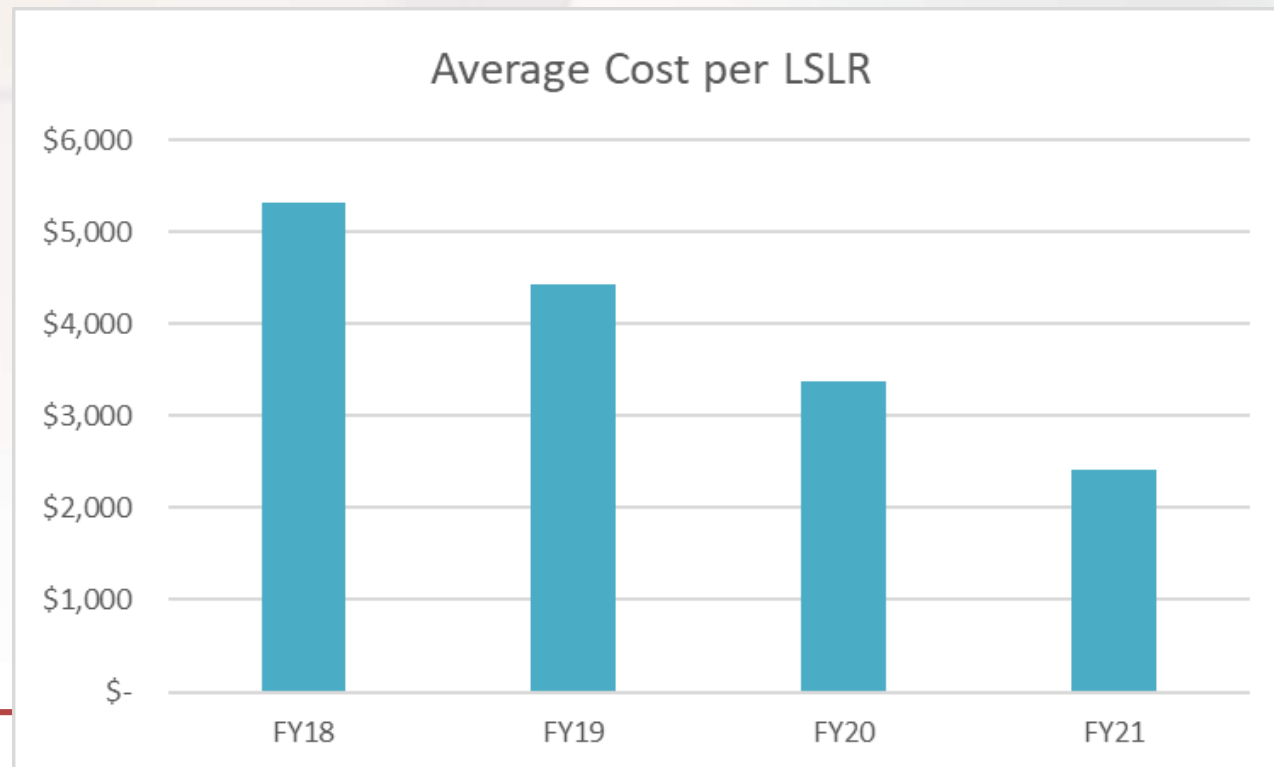
- GCWW pays for replacement costs of public side
 - GCWW shares private side cost with owner
 - 40% cost share (up to \$1,500)
 - 5 or 10 year interest free special assessment for financing available for balance
 - Additional assistance for low-income owners
 - Help Eliminate Lead Pipes (HELP) program
 - Provides additional 30% to qualified owners
 - Funded through donations, cell tower revenue
-

GCWW's LSLRP

- 3 ways to participate in program
 - Watermain replacement project – property owners provided a cost, contract, and the option to replace
 - Property owner request (one-off)
 - Leak in service line
-

GCWW's LSLRP

- Plumbers/Contractors
 - 11 companies pre-qualified for one-off/leak work
 - 12 companies participate through watermain work
- Private side cost - Average cost has declined

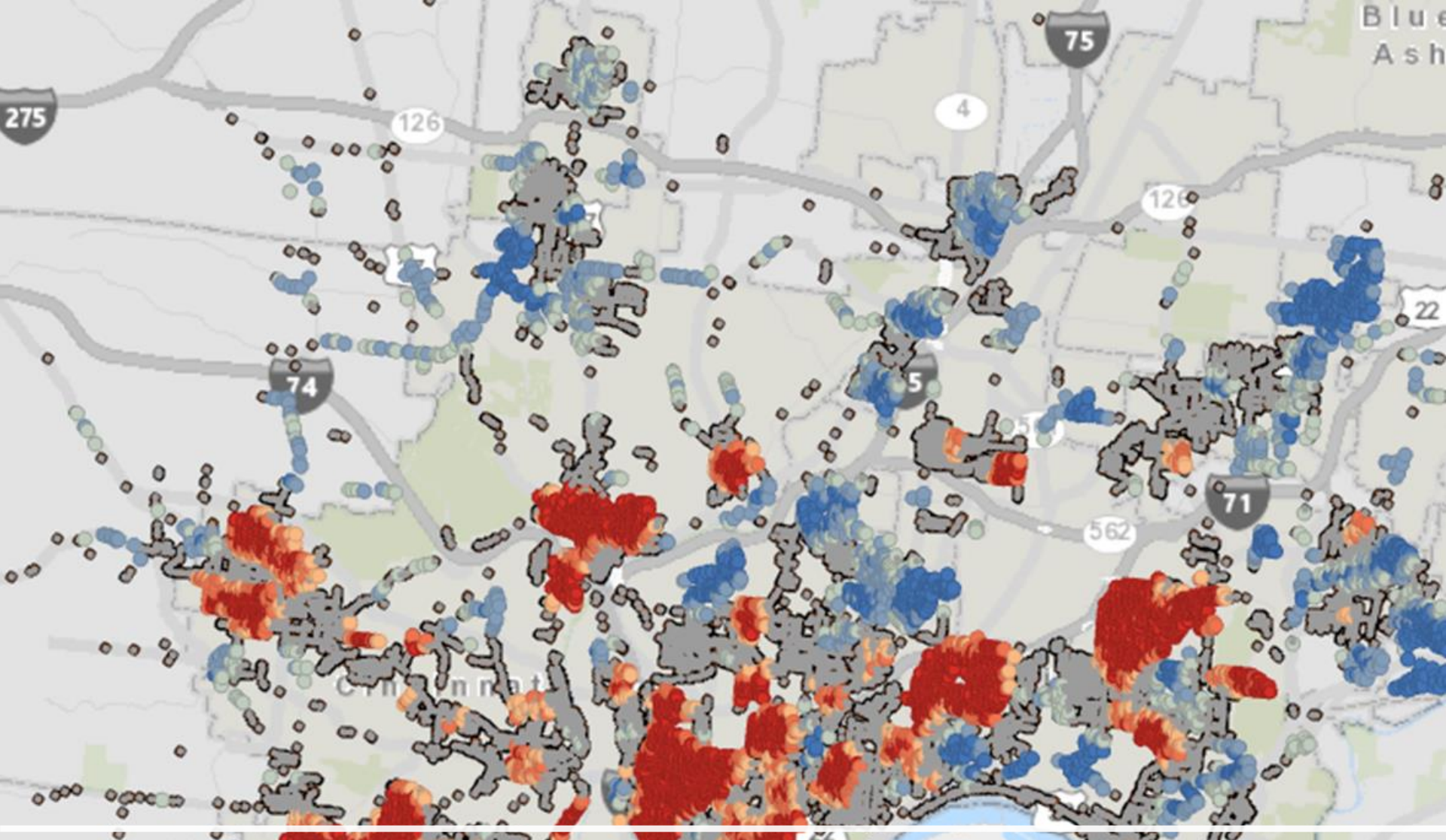


LSLRP By the Numbers

- Cost to replace line (current avg) : \$2400
 - GCWW Cost sharing (40%): - \$960 (max \$1500)
 - New balance: **\$1440**
 - HELP, if qualified (30%): - \$432
 - New balance: **\$1008**
 - Payback over 10 years: \$100.80/year or \$50.40/6 months or **\$8.40/month**
 - Payback through special assessment on property tax bill
 - Assessment Areas-
 - Cincinnati, Cheviot, Blue Ash, Fairfax, Golf Manor, Silverton, Mt. Healthy, and Deer Park
-

Lead Status

- First LSL replaced in GCWW program on 2/8/18
 - To date:
 - Public LSLs remaining: ~14,000
 - Private LSLs remaining: ~40,000
 - Over 2000 private LSLs have been replaced
 - Through GCWW's LSLRP
 - By owner
 - 716 properties have assessments
 - 448 paid in full
-



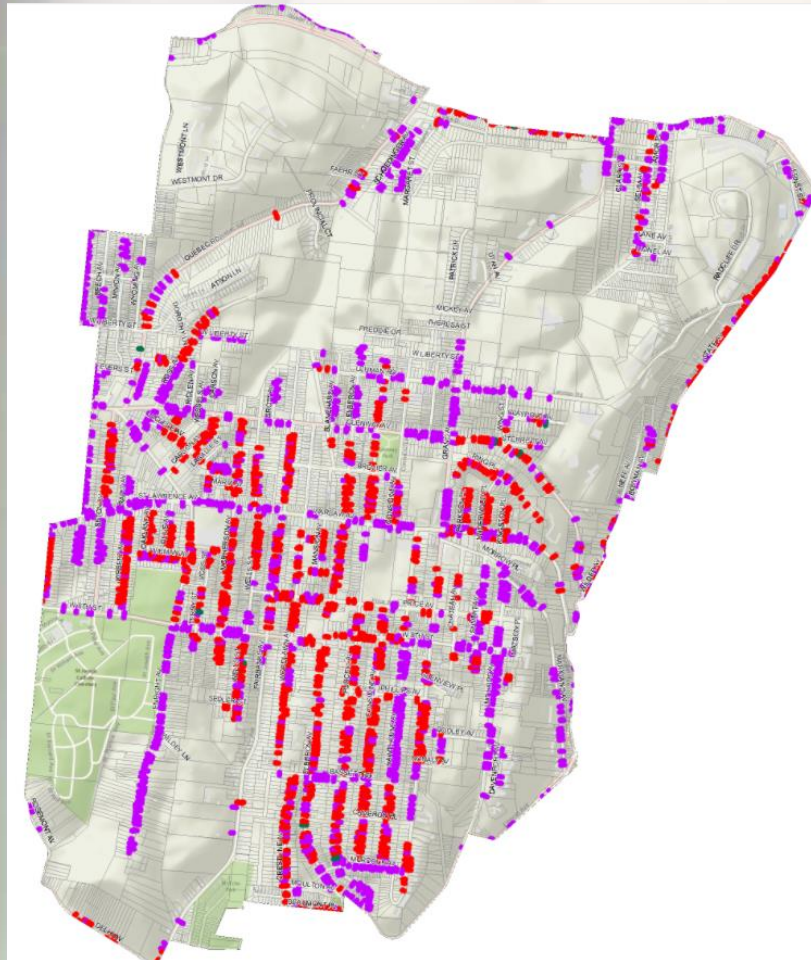
Red = high # of LSLs; Blue = low # of LSLs



East Price Hill

Since 1/1/2016

Public Lead Lines 1680, Replaced 87, Remaining 1593
Private Lead Lines 3204, Replaced 52, Remaining 3152



Demographics: *Source: [Department of City Planning Statistical Database](#)

- Total Population: 15,340
- Population Under 5: 1,478
- White %: 52
- Black or African American %: 38
- Total Hispanic or Latino Population %: 7
- Owner Occupied Percentage: 35
- Renter Occupied Percentage: 65
- Median Household Income \$: 28,425.00
- Poverty %: 35

Note: Lead Service Line data will be updated upon field verification.

Hyde Park

Since 1/1/2016

Public Lead Lines 992, Replaced 33, Remaining 959
Private Lead Lines 2702, Replaced 43, Remaining 2659



Demographics: *Source: [Department of City Planning Statistical Database](#)

- Total Population: 13,356
- Population Under 5: 769
- White %: 91
- Black or African American %: 3
- Total Hispanic or Latino Population %: 2
- Owner Occupied Percentage: 53
- Renter Occupied Percentage: 47
- Median Household Income \$: 74,053.00
- Poverty %: 3

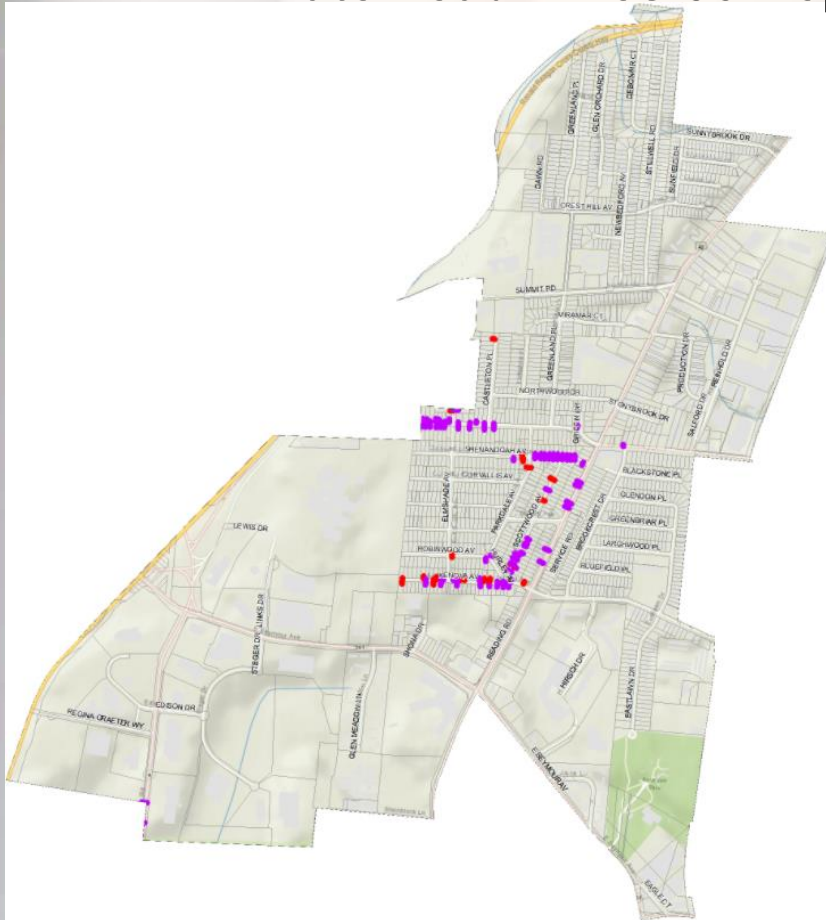
Note: Lead Service Line data will be updated upon field verification.

Roselawn

Since 1/1/2016

Public Lead Lines 20, Replaced 0, Remaining 20

Private Lead Lines 85 Replaced 0, Remaining 85



Demographics: *Source: [Department of City Planning Statistical Database](#)

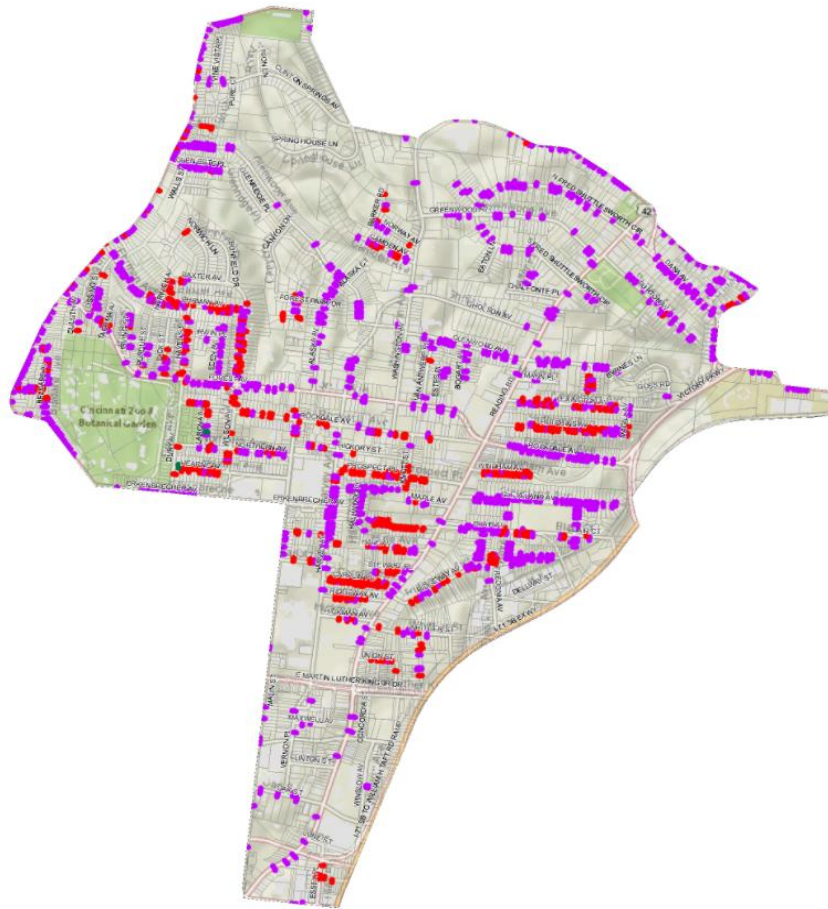
- Total Population: 6,440
- Population Under 5: 392
- White %: 11
- Black or African American %: 86
- Total Hispanic or Latino Population %: 1
- Owner Occupied Percentage: 33
- Renter Occupied Percentage: 67
- Median Household Income \$: 28,535.00
- Poverty %: 21

Note: Lead Service Line data will be updated upon field verification.

Avondale

Since 1/1/2016

Public Lead Lines 826, Replaced 80, Remaining 746
Private Lead Lines 1993, Replaced 75, Remaining 1918



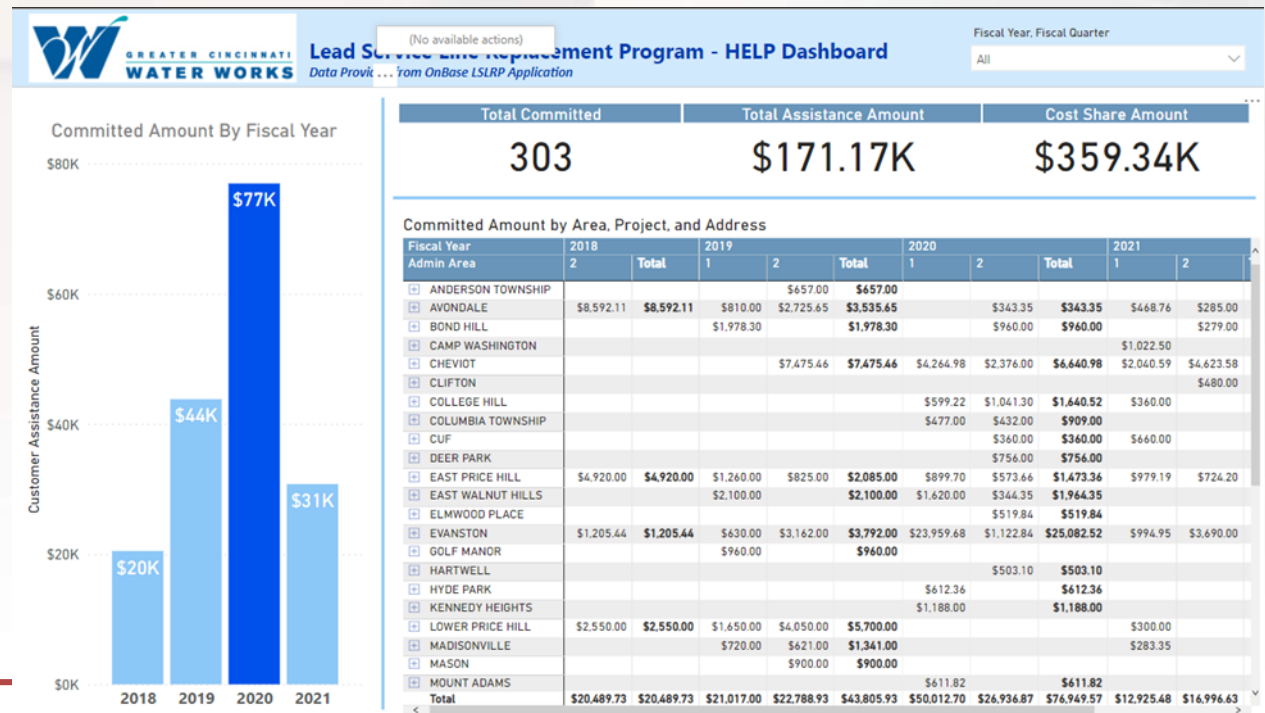
Demographics: *Source: [Department of City Planning Statistical Database](#)

- Total Population: 12,466
- Population Under 5: 948
- White %: 7
- Black or African American %: 89
- Total Hispanic or Latino Population %: 1
- Owner Occupied Percentage: 24
- Renter Occupied Percentage: 76
- Median Household Income \$: 18,120.00
- Poverty %: 36

Note: Lead Service Line data will be updated upon field verification.

HELP Program

- Over 300 customers have been approved for HELP
- Over \$170,000 has been committed
- Average award/customer = \$565





Lead & Copper Rule (LCR) Update

Lead and Copper Rule

- Originally promulgated in 1991
 - Control of lead in customer drinking water through corrosion control treatment
 - Sampling at customer taps to ensure treatment is working
 - Little incentive to replace lead lines
-



Need for Change

- Realization of lead impacts at extremely low levels
 - As long as the sources of lead exist, real chance of lead getting into water
 - Lead lines are the primary source of lead in water
 - Very significant number of lead lines still in use
-

Revised LCR

- Published November 2020
 - Focuses on removing lead while maintaining treatment
 - Stricter sampling requirements will trigger replacements
 - Develop inventory of where lines are
 - Increase public outreach
 - Required sampling of schools and childcares
 - LSL removal plan must be developed
 - Rule is currently under review
-

LSL Removal Plan

- Due by 2024
 - Must identify where lines are
 - Identify how a utility will replace LSLs
 - Develop prioritization programs
 - Identify how to pay for replacement
 - Identify a “funding strategy for conducting lead service line replacements which considers ways to accommodate customers that are unable to pay to replace the portion they own”
-



Future Plans

Low Income Principal Forgiveness Loan

- GCWW applied for \$1,000,000 principal forgiveness loan from Ohio EPA
 - Funds will be used as a grant for LSL replacement for low-income property owners
 - Could assist several hundred homeowners
 - GCWW posting a Request for Qualifications for qualified plumbers to be certified to the list to work on this program
-

Prepare for LCR Revisions

- Reduce # of service lines of “unknown” material
 - Study impacts of new treatment (may be required)
 - Evaluate current LSLRP and determine changes needed to comply with rule requirements
 - GCWW likely triggered into mandatory replacement
 - **Cost is biggest barrier to LSL replacement**
 - Evaluate funding needs to support new rule
 - Compliance could start as early as 2024
 - Rule currently under review
-

Study Plans from Other Systems

Water System	Amount of Private Side Cost Share	Source of Funds
Green Bay, WI	Utility reimburses homeowners 100%	State grants
Louisville, KY	Utility reimburses homeowners 50%	Rates
Cleveland, OH	Utility pays 100% on Main Replacement Projects	Rates
Detroit	Utility pays 100%	Rates and some state grant funds
Ann Arbor, MI	Utility pays 100%	Rates
Pittsburgh, PA	Utility pays 100%	State loans repaid through rates
Indiana - American Water (27 systems in Indiana)	Utility pays 100%	Rates
Indianapolis, IN	Utility pays 100%	Rates
Denver, CO	Utility pays 100%	Rates
Washington DC	Utility pays 100% on Main Replacement Projects	Grant from City through tax fund
Newark, NJ	Utility pays 100%	Some grants and state loans repaid through rates
Philadelphia, PA	Utility pays 100% on Main Replacement Projects	Rates
Northern Kentucky Water District	Program in development	NA
Boston, MA	Utility pays up to \$4000, 5 year interest free loan for balance	Rates

Thanks for your time and attention!

Cathy Bernardino Bailey

Cathy.bailey@gcww.cincinnati-oh.gov

Social Media/Website	Handle/Name
Facebook	Greater Cincinnati Water Works
Facebook-Director	Cathy B. Bailey
Twitter	@CincinnatiWater
Twitter-Director	@1stLadyofWater
Lead Website	Lead.myGCWW.org