

# Cincinnati Police Department

**Teresa A. Theetge**

**Police Chief**



## Summer Safety & Violence Interventions

May 28, 2025

# City-Wide Violence Update:

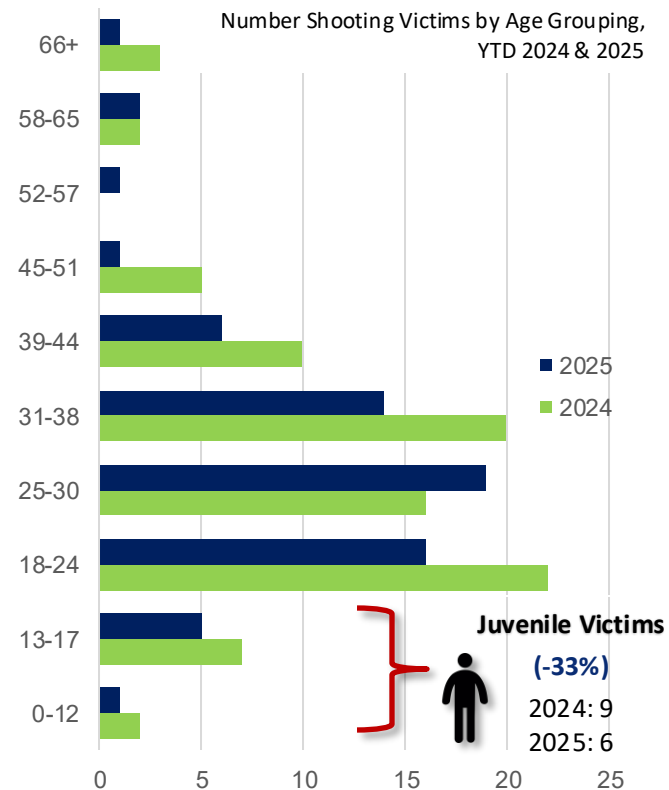
## Shootings: Year-To-Date 2025

Period Ending in 5/13/2025

### Criminal Shootings

	Year To Date					
	2025	2024	2023	3 Yr Avg	Change: 2024-2025	Change: 3 Yr Avg-2025
Shooting Incidents	64	88	92	96.0	▼ -27.3% (-24)	▼ -33.3% (-32)
Shooting Victims	72	104	103	111	▼ -30.8% (-32)	▼ -35.1% (-39)
Non-Fatal Victims	52	81	22	88.3	▼ -35.8% (-29)	▼ -41.1% (-36.3)
Fatal Victims	20	23	92	22.7	▼ -13% (-3)	▼ -11.8% (-2.7)

YTD Homicides 2024 (Gun Hom):	↓12%	25	(23)	↓-13.04%
YTD Homicides 2025 (Gun Hom):		22	(20)	



## City-Wide Violence Update: Shootings: Year-To-Date 2025

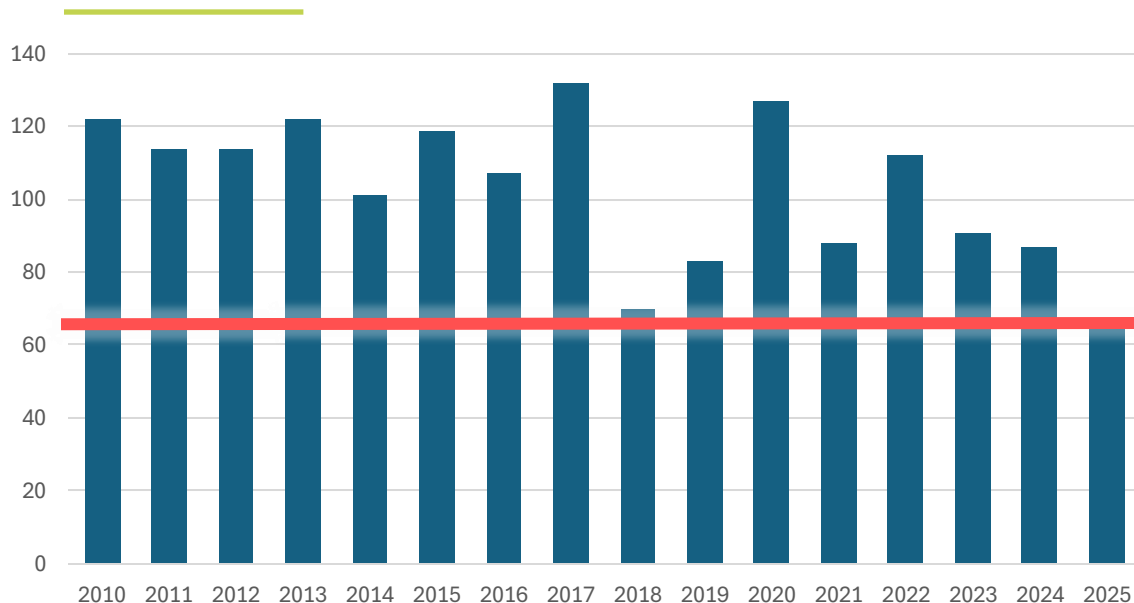


Figure. Count of Shooting Victims, Year-To-Date 2010 - 2025

Partnered strategies have  
driven decline in  
shootings since 2010



# Key Focus Areas & Solutions

- **Chronic Hot Spots** – Areas experiencing consistent patterns of violent behavior
- **Stolen Firearms** – Increased use of illegally obtained firearms in criminal activity
- **Youth Involvement in Unsafe Activity** – Rise in participation of young individuals in high-risk or criminal behavior



# Chronic Hot Spots

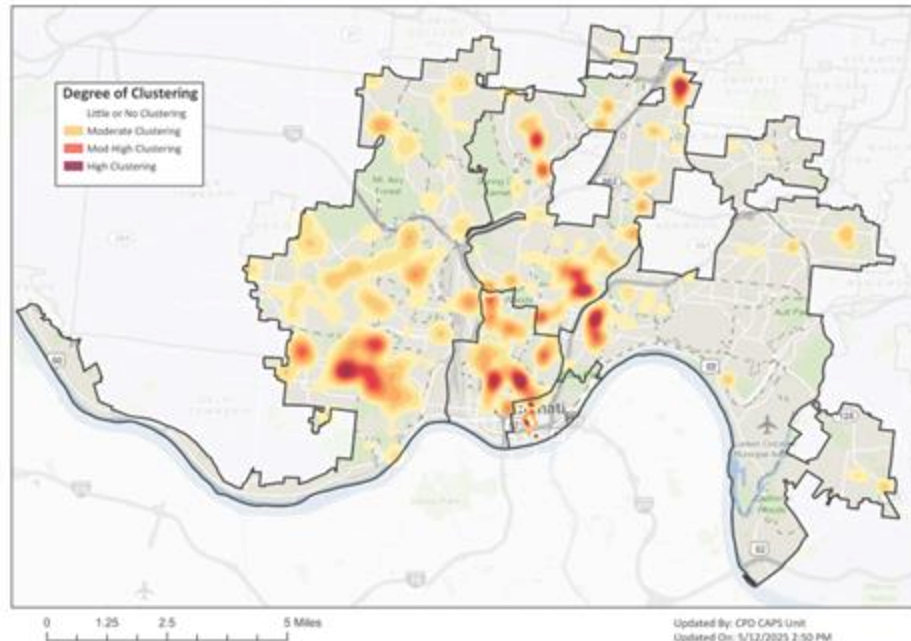
Summer Hot Spots make up 5% of our City's geographic area.

These areas contain:

- **31%** of violent crime
- **42%** of shooting victims
- **19%** incidents with a firearm reported stolen

Distribution of Serious Violent Crime in Last 90 Days, 2025

Summer Months: January - March 2025



# Chronic Hot Spots

*Summer Hot Spots make up 5% of our City's geographic area.*

## Example: Problem-Solving (Main St/The Banks)

- Towing Illegally Parked
- Traffic/Parking Enforcement
- Directed Patrols



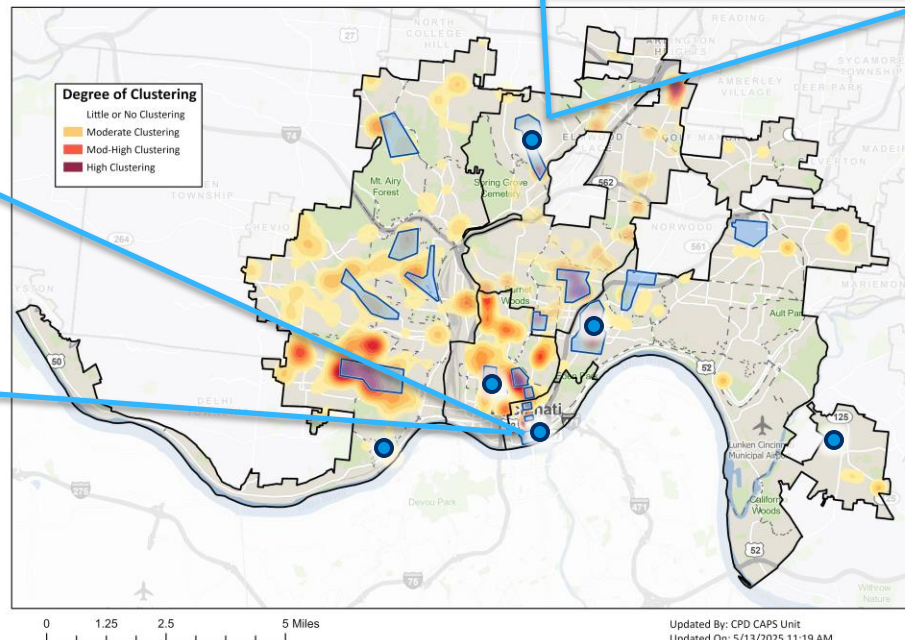
Building on last year, 6 high-level problem-solving projects are currently underway to address summer-specific violent crime trends.

## Example: Chronic Hot Spot (Winton Terrace)

- Directed Patrols
- SARA Process

Distribution of Serious Violent Crime in Last 90 Days, 2025

Summer Months: January - March 2025



# Stolen Firearms

*Theft of firearms peaks in summer months.*

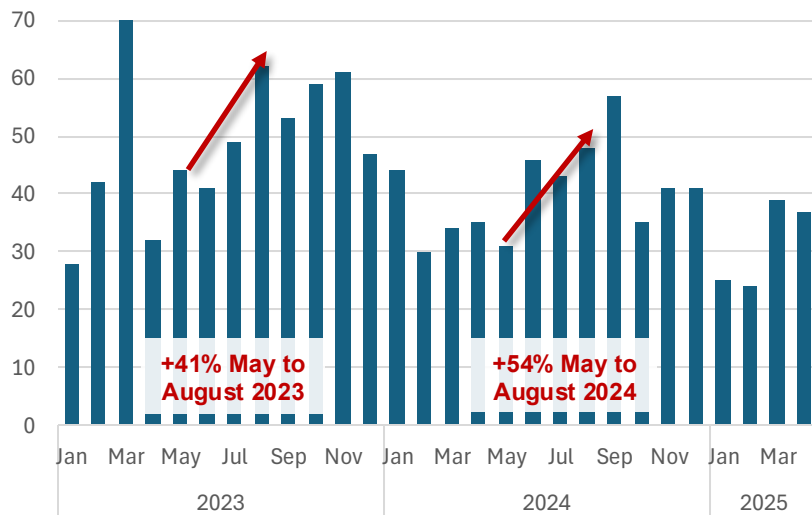
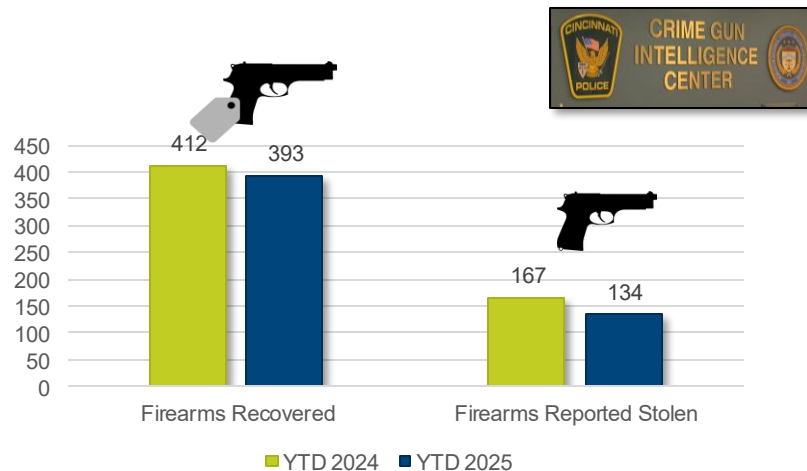
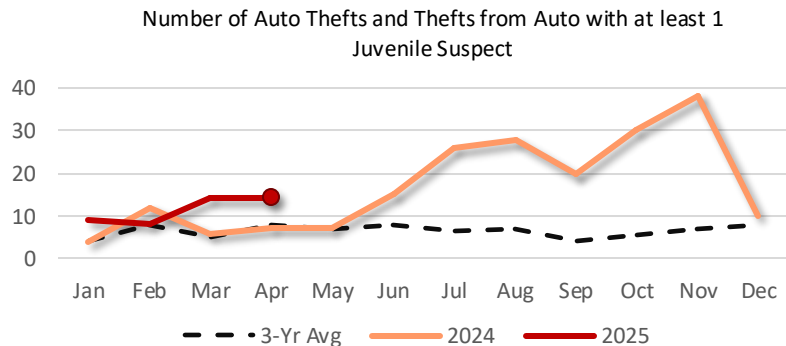


Figure. Number of Firearms Reported Stolen, 2023 – April 30, 2025



# Youth Involvement in Unsafe Activity

Offense Type	YTD 2024	YTD 2025	Total
Auto Theft	680	714	1,394
Theft from Auto	951	804	1,755
Grand Total	1,631	1,518	3,149



## Youth Resources for Summer 2024:

- ❖ Children in Trauma Intervention (CITI) Camp
- ❖ Beyond CITI Camp
- ❖ Cadet Program
  - ❖ A paid, part-time position with CPD
- ❖ Supporting Rec at Night
- ❖ Supporting CRC Pool Facilities

# 2025 Summer Safety Plan

Cincinnati Police Department

