

202201327

Budget and Finance Committee

City Manager's Recommended FY 2023 Budget Update

Public Hearing

FY 2023 Strategic Priorities



FISCAL SUSTAINABILITY



EXCELLENT SERVICE DELIVERY



SAFETY



THRIVING NEIGHBORHOODS



GROWING ECONOMIC OPPORTUNITIES

Operating Budget

City Manager's Recommended FY 2023 All Funds Operating Budget Update

(\$ in Millions)	FY 2022 - 2023 Biennial Budget			From FY 2022 Approved		From FY 2023 Approved Biennial	
	Approved FY 2022	Approved FY 2023	Recommended FY 2023 Update	\$ Change	% Change	\$ Change	% Change
Operating Budget							
General Fund ⁽¹⁾⁽²⁾	\$461.3	\$463.8	\$492.8	\$31.5	6.8%	\$29.0	6.3%
Restricted Funds ⁽³⁾	\$754.3	\$705.4	\$713.0	-\$41.3	-5.5%	\$7.6	1.1%
Grand Total	\$1,215.6	\$1,169.2	\$1,205.8	-\$9.8	-0.8%	\$36.6	3.1%

⁽¹⁾ The FY 2022 and FY 2023 General Fund Biennial Budgets include \$16.7 million and \$18.1 million in transfers out respectively to the Cincinnati Health District Restricted Fund.

⁽²⁾ The Recommended FY 2023 General Fund Budget Update includes \$18.9 million in transfers out to the Cincinnati Health District Restricted Fund. It does not include \$67.5 million in funding that is transferred to the General Capital Budget.

⁽³⁾ The Recommended FY 2023 Restricted Funds Budget Update amount does not include \$18.9 in Health Department funding that is now in the Cincinnati Health District Restricted Fund.

Balancing the FY 2023 General Fund Budget

Revenue Increases:

- \$60.6 million: Revision of City Income Tax Revenue
- \$13.7 million: Revenue and Sources Adjustments

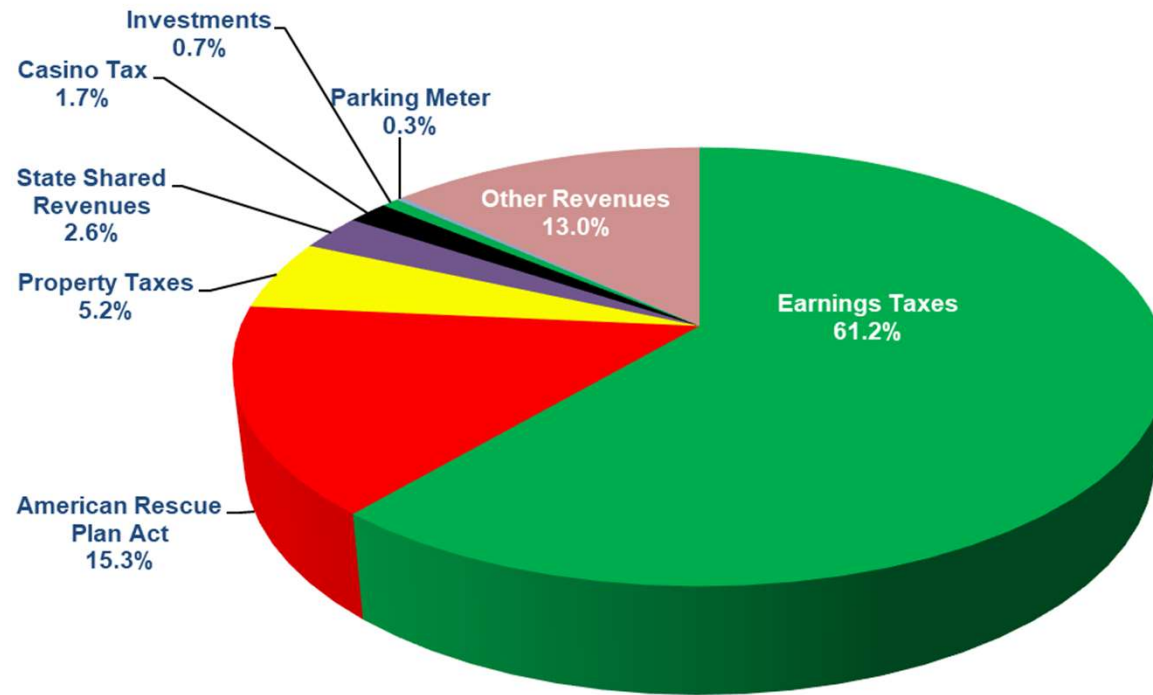
Use of ARP (\$85.6 million):

- \$18.6 million: Operating Budget Support
- \$67.0 million: General Fund Resources Available for Capital Budget

OPERATING BUDGET

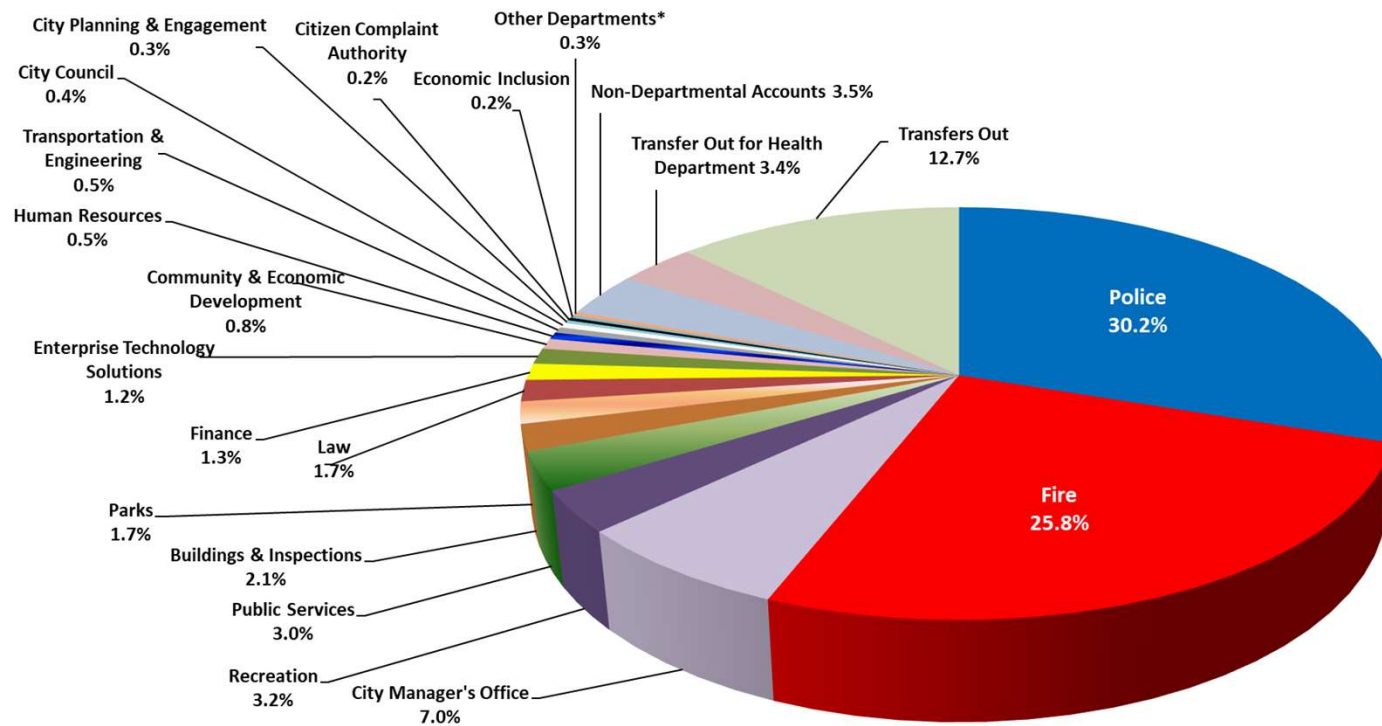
FY 2023 General Fund Revenue

\$560.3 million



OPERATING BUDGET

General Fund Expenditures – \$560.3 million

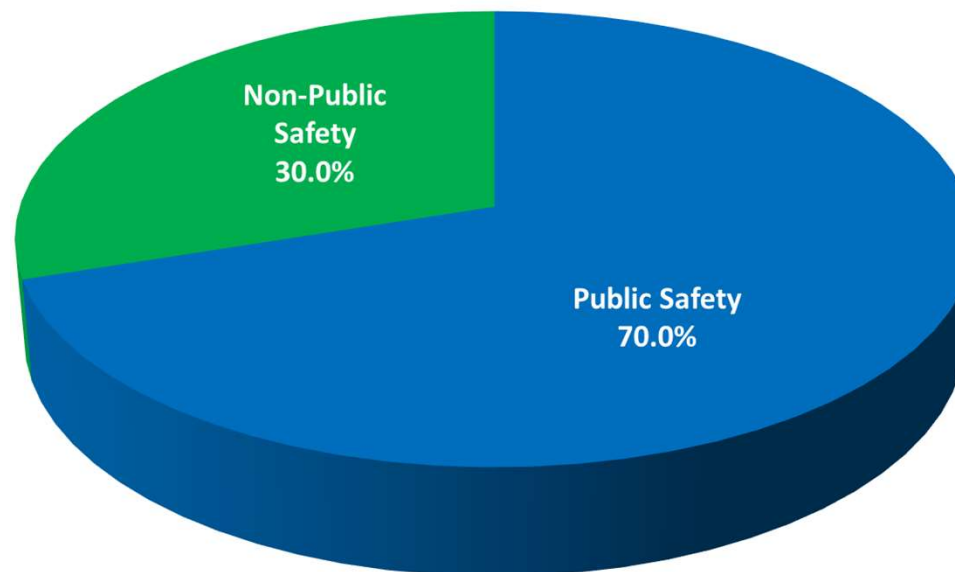


*Other Departments include Office of the Mayor and Clerk of Council.

OPERATING BUDGET

General Fund Expenditures*

Where does the money go?
Public Safety and Non-Public Safety

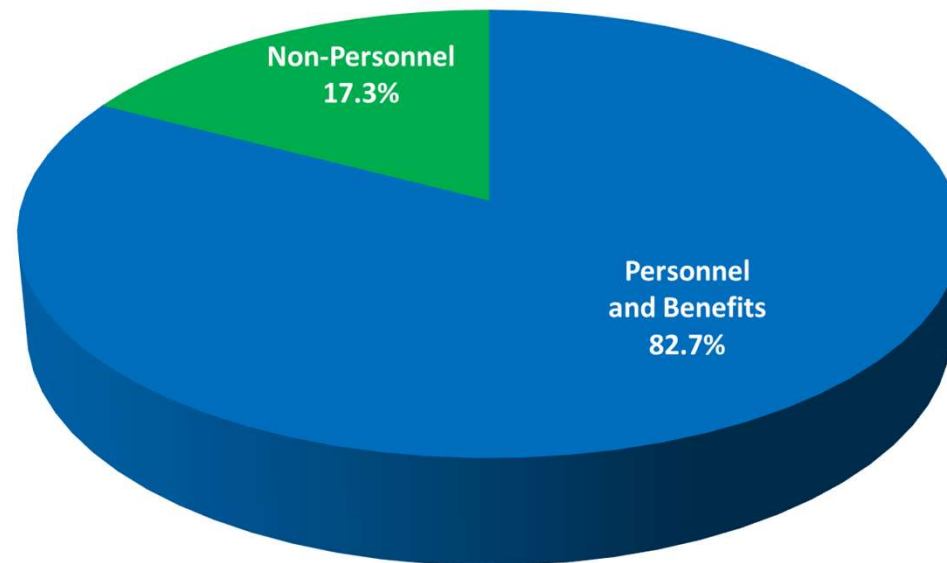


*The Transfer Out for the Health Department is reflected here based on the budgeted expenses for the Health Department within these categories.

OPERATING BUDGET

General Fund Expenditures*

Where does the money go?
Personnel and Non-Personnel



*The Transfer Out for the Health Department is reflected here based on the budgeted expenses for the Health Department within these categories.

OPERATING BUDGET

General Fund Expenditure Highlights: Human Services and Leveraged Support

- Exceeds the goal of allocating 1.5% of General Fund Operating Budget Revenue, with nearly \$8.0 million for the Human Services Fund and over \$17.2 million in total leveraged support.
- An additional \$1.0 million for Summer Youth Jobs Initiative.
- One-Time Allocations:
 - \$1.0 million for Childcare Pilot Program
 - \$150,000 for Boots on the Ground Fund Pilot Program for small non-profits
 - \$25,000 each for African American Chamber of Commerce, ArtsWave Black and Brown Artists Fund, Hillman Accelerator, and MORTAR

OPERATING BUDGET

General Fund Expenditure Highlights: Public Safety

- Cincinnati Police Department Recruit Classes:
 - 53 member class to start July 2022
 - 35 member class to start May 2023
- Cincinnati Fire Department Recruit Classes:
 - 50 member class to start October 2022
 - 50 member class to start June 2023
- Additional resources for Cincinnati Citizens Respect Our Witnesses (CCROW).
- Resources for the Emergency Communications Center Alternative Response to Crisis (ARC) pilot program for Police Dispatch.

OPERATING BUDGET

General Fund Expenditure Highlights: Reconnecting with Citizens

- Expansion of City's 311 service line for non-emergency service requests managed by the Emergency Communications Center.
- Additional FTE for Community Engagement Activities:
 - 2 FTE in City Planning and Engagement for citywide engagement efforts and increase face-to-face interactions with citizens.
 - 1 FTE in the City Manager's Office to focus on place-based initiatives to address litter, blight, and violence reduction efforts.
 - 1 FTE in the Office of Environment and Sustainability to support equitable outreach work on the Green Cincinnati Plan, WarmUp Cincy, and other efforts.

OPERATING BUDGET

General Fund Expenditure Highlights:

Thriving Neighborhoods & Economic Opportunities

- Maintains investments in strong and thriving neighborhoods through the Neighborhood Community Council support and funding for Invest in Neighborhoods to manage the program.
- Additional FTE for Economic Development and Compliance:
 - 1 FTE in the Department of Community & Economic Development for development agreement monitoring and compliance.
 - 1 FTE in the Department of Economic Inclusion for wage enforcement.

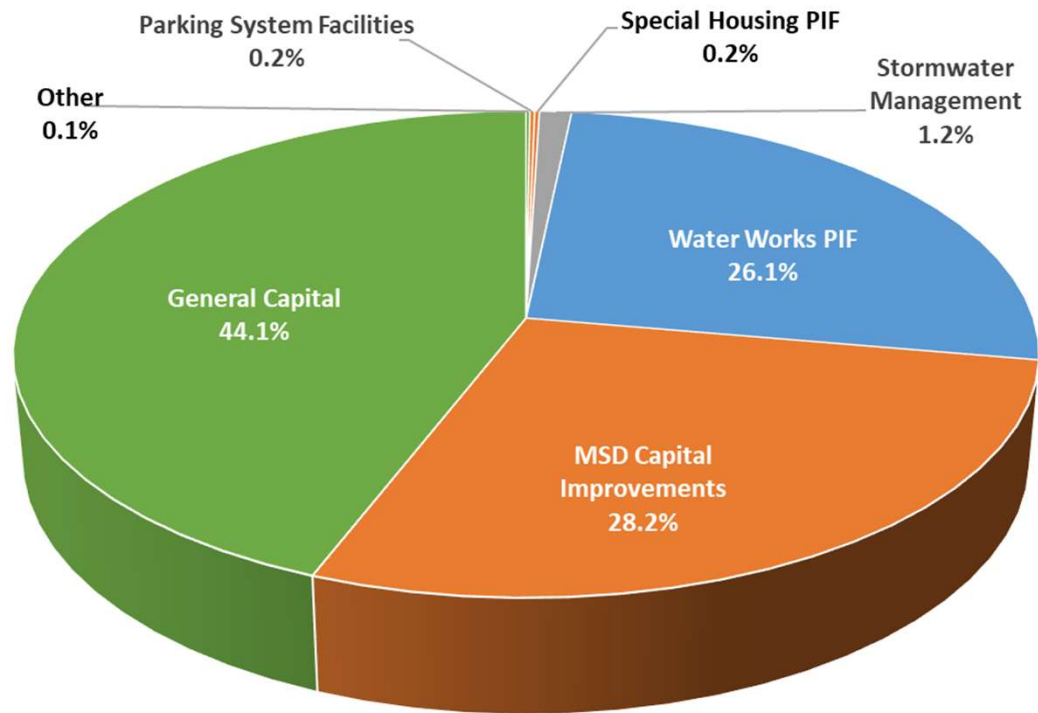
OPERATING BUDGET

General Fund Expenditure Highlights: Staffing

- Department of Public Services:
 - \$500,000 allocated for a signing and retention pay pilot program in the Department of Public Services to improve staffing for various work crews.
- Cincinnati Recreation Commission Aquatics and Pools:
 - Includes funding for the Summer 2022 Bonus Payment Plan which will be evaluated in September 2022 to determine pay structure for Summer 2023.

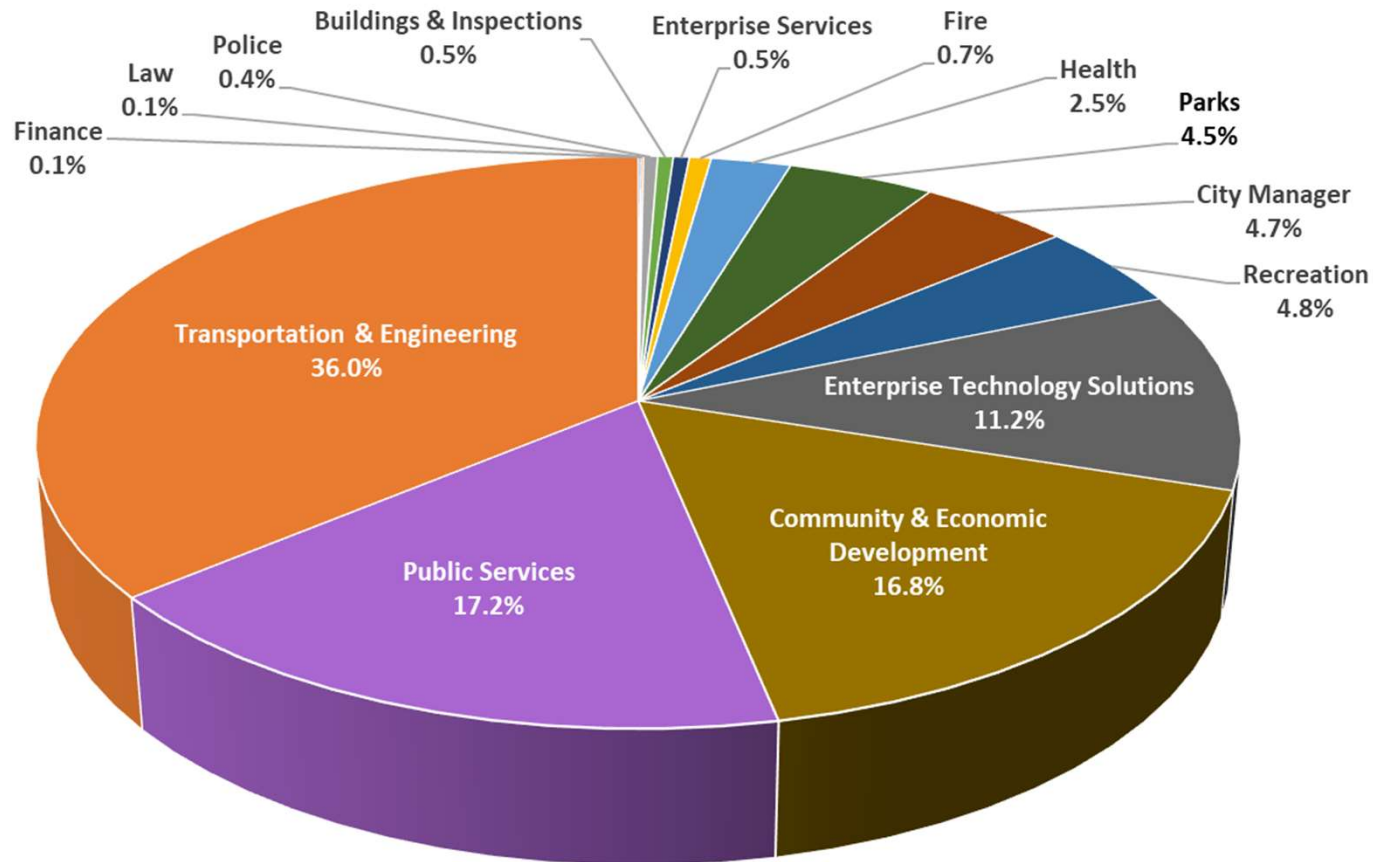
Capital Budget

City Manager's Recommended FY 2023 All Funds Capital Budget Update



"Other" combines the Recommended FY 2023 All Funds Capital Budget Update amount for the following funds: Telecommunications Services, General Aviation, and Convention Center. Individually, each of these funds consist of less than 0.1% of the Recommended FY 2023 All Funds Capital Budget Update. This chart does not include Grant Funds.

General Capital Expenditures – \$126.8 million



General Capital Budget Highlights

The Recommended Budget for Street Rehabilitation includes \$17.1 million*. When combined with \$9.2 million in grant resources, this will result in an estimated 49 lane miles of rehabilitation and provide for an estimated 24 lane miles of preventative maintenance for a total of 73 lane miles of street improvement. Additional resources will be available for street rehabilitation as a one-time source, which will provide for, at minimum, 8 additional lane miles to be rehabilitated.

The Capital Budget also includes the following:

- Western Hills Viaduct \$3.8 million
- Pedestrian Safety* \$1.9 million
- Housing – Affordable/SHIP* \$1.9 million
- Emergency Communications \$844,000
(includes 9-1-1 Phone System Hardware Refresh, Workstation Improvements, and more)
- Airport Road Sidewalk** \$750,000

*Excludes one-time General Fund contributions to capital projects.

**Community Budget Request (CBR)

One-Time Transfer Out: General Fund to Capital Budget (\$67.0 million total):

- \$17.0 million: Community & Economic Development
- \$14.0 million: Critical Deferred Capital Maintenance and Repairs to City Facilities
- \$12.0 million: Information Technology Initiatives
- \$12.0 million: Transportation Initiatives
- \$8.0 million: Public Safety Facility Improvements
- \$4.0 million: Green Cincinnati Sustainability Initiatives

One-Time Transfer Out: General Fund to Capital Budget (\$67.0 million total):

- \$17.0 million: Community & Economic Development
 - Economic Development Initiatives – \$10.0 million
 - Site readiness projects for suppliers/partners of Intel in partnership with The Port and REDI
 - Represent Initiative to support black-owned businesses in Over-The-Rhine
 - Various business retention and expansion efforts
 - Housing Stability – \$7.0 million
 - Bethany House
 - Affordable Homeownership and Minority Developer Capacity Building programs in partnership with The Port
 - Homeownership support for the American Dream Downpayment Initiative (ADDI)

Questions?