



# City of Cincinnati

801 Plum Street  
Cincinnati, Ohio 45202

## CALENDAR

### Cincinnati City Council

---

Thursday, May 28, 2026

2:00 PM

Council Chambers, Room 300

---

#### ROLL CALL

#### PRAYER AND PLEDGE OF ALLEGIANCE

#### FILING OF THE JOURNAL

#### MS. ALBI

1. [202601702](#) **RESOLUTION**, submitted by Councilmember Albi, from Emily Smart Woerner, City Solicitor, **RECOGNIZING** the Hamilton County Mental Health and Recovery Services Board as a 2026 Mental Health Awareness Month honoree and **EXPRESSING** the appreciation of the Mayor and the Council of the City of Cincinnati for the Board's dedicated work in mental health, addiction, and prevention services.

Recommendation PASS

Sponsors: Albi

2. [202601693](#) **MOTION**, submitted by Councilmember Albi, **WE MOVE** that City Council allocate funds in the amount of \$20,000 from the General Fund balance sheet reserve account 050x2581, "Reserve for Special Events Support" to support the 2026 West End Festival. (STATEMENT ATTACHED)

Recommendation BUDGET, FINANCE & GOVERNANCE COMMITTEE

Sponsors: Albi

#### MR. JEFFREYS

3. [202601706](#) **ORDINANCE (EMERGENCY)**, submitted by Councilmember Jeffreys, from Emily Smart Woerner, City Solicitor, **MODIFYING** the provisions of Title V, "Traffic Code," of the Cincinnati Municipal Code ("CMC") by **ORDAINING** new Chapter 519, "Street Racing, Stunt Driving, and Street Takeover"; **MODIFYING** the provisions of Chapter 759, "Use of a Motor Vehicle to Facilitate a Prostitution or Drug Related Crime," of the CMC by **ORDAINING** new Sections 759-6, "Use of a Motor Vehicle for Street Racing, Stunt Driving, and Street Takeover Prohibited"; 759-6-1, "Impoundment of Motor Vehicles Used to Facilitate Street Racing, Stunt Driving, and Street Takeover"; and 759-6-2, "Answer to Notice; Hearings for Motor Vehicles Impounded for Street Racing, Stunt Driving, and Street Takeover"; and by **AMENDING** Sections 759-1, "Legislative Findings"; 759-5, "Impoundment of Motor Vehicles Used to Facilitate Officer Evasion, Prostitution or Drug Related Crimes"; 759-7, "Answer to Notice; Hearings"; 759-9, "Posting Bond"; 759-11, "Default"; 759-13, "Appeal"; and 759-15, "Sale of Impounded Vehicles"; **MODIFYING** the

provisions of Chapter 513, "Impoundment of Motor Vehicles," of the CMC by **AMENDING** Sections 513-1, "Impoundment of Motor Vehicles," and 513-11, "Sale of Impounded Vehicles"; and **MODIFYING** the provisions of Title XV, "Code Compliance and Hearings," of the CMC by **AMENDING** Section 1501-11, "Class E Civil Offenses," all to make participation in street racing, stunt driving, and street takeover a misdemeanor of the first degree; to make the use of a motor vehicle to facilitate the commission of a crime involving street racing, stunt driving, and street takeover a Class E Civil Offense; and to permit police officers to impound vehicles used in the commission of such offenses.

**Recommendation** PUBLIC SAFETY & QUALITY OF LIFE COMMITTEE

**Sponsors:** Jeffreys

## CITY MANAGER

4. [202601660](#) **REPORT**, dated 5/28/2026, submitted Sheryl M. M. Long, City Manager, regarding the Department of Finance Reports for the Month Ended February 28, 2026.

**Recommendation** BUDGET, FINANCE & GOVERNANCE COMMITTEE

**Sponsors:** City Manager

5. [202601661](#) **REPORT**, dated 5/28/2026, submitted by Sheryl M. M. Long, City Manager, regarding Special Event Permit Application for Queen Bee.

**Recommendation** FILE

**Sponsors:** City Manager

6. [202601662](#) **REPORT**, dated 5/28/2026, submitted Sheryl M. M. Long, City Manager, regarding a supplemental encampment update and resources. (Reference Document # 202402557)

**Recommendation** HOUSING & GROWTH COMMITTEE

**Sponsors:** City Manager

7. [202601665](#) **ORDINANCE (EMERGENCY)** submitted by Sheryl M. M. Long, City Manager, on 5/28/2026, **ESTABLISHING** department number 105, "Office of Strategic Growth,"; and **AUTHORIZING** the transfer of \$185,000 within the General Fund from and to various operating budget accounts according to the attached Schedule of Transfer to provide resources for the new Office of Strategic Growth for the remainder of FY 2026.

**Recommendation** BUDGET, FINANCE & GOVERNANCE COMMITTEE

**Sponsors:** City Manager

8. [202601666](#) **ORDINANCE** submitted by Sheryl M. M. Long, City Manager, on 5/28/2026, **ESTABLISHING** new capital improvement program project account no. 980x232x262360, "Wasson Way Phase 7 PID 114602 COTF Grant," to provide resources to assist with the construction of Phase 7 of the Wasson Way Shared Use Path; **AUTHORIZING** the City Manager to accept and appropriate a Clean Ohio Trails Fund grant of up to \$500,000 from the Ohio Department of Natural Resources ("ODNR") to the newly established capital

improvement program project account no. 980x232x262360, "Wasson Way Phase 7 PID 114602 COTF Grant"; **AUTHORIZING** the Director of Finance to deposit the grant resources into newly established capital improvement program project account no. 980x232x262360, "Wasson Way Phase 7 PID 114602 COTF Grant"; and **AUTHORIZING** the City Manager to do all things necessary to assist with the construction of Phase 7 of the Wasson Way Shared Use Path project, including but not limited to entering into any agreements necessary for the receipt and administration of the ODNR grant resources.

**Recommendation** BUDGET, FINANCE & GOVERNANCE COMMITTEE

**Sponsors:** City Manager

9. [202601667](#) **ORDINANCE (EMERGENCY)** submitted by Sheryl M. M. Long, City Manager, on 5/28/2026, **AUTHORIZING** the City Manager and employees of the Department of Economic Inclusion ("Department") to solicit and accept donations of money, in-kind contributions, participation fees, and other things of value from the business community, individual benefactors, and other appropriate sources for the City's 2026 Business Enterprise Expo; **AUTHORIZING** the Director of Finance to deposit the donated funds into Special Events Fund 314; and **AUTHORIZING** the Department to hold resources donated pursuant to this ordinance, which exceed the total 2026 Business Enterprise Expo expenses, in Special Events Fund 314 to be utilized for future business development events hosted by the Department.

**Recommendation** BUDGET, FINANCE & GOVERNANCE COMMITTEE

**Sponsors:** City Manager

10. [202601668](#) **ORDINANCE** submitted by Sheryl M. M. Long, City Manager, on 5/28/2026, **AUTHORIZING** the City Manager to apply for, accept, and appropriate a Selective Traffic Enforcement Program ("STEP") grant of up to \$75,000 for FY 2027 from the State of Ohio Department of Public Safety, Ohio Traffic Safety Office (ALN 20.600) to aid in reducing deaths and injuries resulting from vehicular accidents; and **AUTHORIZING** the Director of Finance to deposit the STEP grant funds into Law Enforcement Grant Fund 368x8553, project account no. 26STEP.

**Recommendation** BUDGET, FINANCE & GOVERNANCE COMMITTEE

**Sponsors:** City Manager

11. [202601669](#) **ORDINANCE** submitted by Sheryl M. M. Long, City Manager, on 5/28/2026, **AUTHORIZING** the City Manager to apply for, accept, and appropriate a grant of up to \$70,000 for FY 2027 from the Ohio Department of Public Safety Ohio Traffic Safety Office's FY 2027 Impaired Driving Enforcement Program (ALN 20.608) to aid in reducing death and injuries resulting from vehicular accidents; and **AUTHORIZING** the Director of Finance to deposit the grant funds into Law Enforcement Grant Fund 368x8553, project account no. 26IDEP.

**Recommendation** BUDGET, FINANCE & GOVERNANCE COMMITTEE

**Sponsors:** City Manager

12. [202601670](#) **ORDINANCE (EMERGENCY)** submitted by Sheryl M. M. Long, City Manager, on 5/28/2026, **AUTHORIZING** the City Manager to accept and appropriate a donation of \$1,102,201 from the Cincinnati Park Board Commissioners' Fund

to provide resources for horticultural supplies, maintenance contracts, salary and benefits reimbursements, Krohn Conservatory gift shop inventory, and other operational expenses; and **AUTHORIZING** the Director of Finance to deposit the donated funds into Parks Private Endowment and Donations Fund revenue account no. 430x8571.

**Recommendation** BUDGET, FINANCE & GOVERNANCE COMMITTEE

**Sponsors:** City Manager

13. [202601671](#) **ORDINANCE (EMERGENCY)** submitted by Sheryl M. M. Long, City Manager, on 5/28/2026, **AUTHORIZING** a payment of \$65,000 from the Office of Performance and Data Analytics Cincinnati Area Geographic Information System Fund non-personnel operating budget account no. 449x108x1300x7418 to Nearmap US Inc. as a moral obligation for outstanding charges related to aerial imagery subscription services.

**Recommendation** BUDGET, FINANCE & GOVERNANCE COMMITTEE

**Sponsors:** City Manager

14. [202601672](#) **ORDINANCE (EMERGENCY)** submitted by Sheryl M. M. Long, City Manager, on 5/28/2026, **AUTHORIZING** the transfer and appropriation of \$620,000 from the unappropriated surplus of Cincinnati Area Geographic Information System Fund 449 to the Office of Performance and Data Analytics Cincinnati Area Geographic Information System Fund non-personnel operating budget account no. 449x108x7400 to provide resources for the Accela upgrade and other year-end software and licenses needs.

**Recommendation** BUDGET, FINANCE & GOVERNANCE COMMITTEE

**Sponsors:** City Manager

15. [202601673](#) **ORDINANCE (EMERGENCY)** submitted by Sheryl M. M. Long, City Manager, on 5/28/2026, **AUTHORIZING** the City Manager to apply for, accept, and appropriate a grant of up to \$25,000 from the Murray & Agnes Seasongood Good Government Foundation to administer the Innovation Incubator Initiative; and **AUTHORIZING** the Director of Finance to deposit the grant funds into Environment and Sustainability Fund 436x8571.

**Recommendation** BUDGET, FINANCE & GOVERNANCE COMMITTEE

**Sponsors:** City Manager

16. [202601674](#) **ORDINANCE** submitted by Sheryl M. M. Long, City Manager, on 5/28/2026, **AUTHORIZING** the City Manager to apply for, accept, and appropriate a grant of up to \$220,000 for FY 2027 from the State of Ohio Department of Public Safety, Ohio Traffic Safety Office, FY 2027 Traffic Safety Resource Prosecutor Program (ALN 20.600), to provide resources for a Traffic Safety Resource Prosecutor to provide training, education, and technical support to traffic crimes prosecutors and law enforcement agencies throughout Ohio and to develop a coordinated statewide, multidisciplinary planned approach to the prosecution of impaired driving and other traffic crimes in Ohio; and **AUTHORIZING** the Director of Finance to deposit the grant funds into Law Enforcement Grant Fund 368x8553, project account no. 27TSRP.

**Recommendation** BUDGET, FINANCE & GOVERNANCE COMMITTEE

**Sponsors:** City Manager

17. [202601675](#) **ORDINANCE (EMERGENCY)** submitted by Sheryl M. M. Long, City Manager, on 5/28/2026, **AUTHORIZING** the payment of \$95.47 from Office of Budget and Evaluation General Fund non-personnel operating budget account no. 050x102x0000x7415 to Cincinnati Copiers Incorporated dba ProSource for printer and copier services provided from April 1, 2026, to April 30, 2026, pursuant to the attached then and now certificate from the Director of Finance.

**Recommendation** BUDGET, FINANCE & GOVERNANCE COMMITTEE

**Sponsors:** City Manager

18. [202601676](#) **ORDINANCE (EMERGENCY)** submitted by Sheryl M. M. Long, City Manager, on 5/28/2026, **AUTHORIZING** a payment of \$18,351 to CGI Technologies and Solutions, Inc. ("CGI") from General Fund Enterprise Software and Licenses Non-Departmental non-personnel operating budget account no. 050x952x0000x7418 as a moral obligation for maintenance services for the Cincinnati Budget System for the period of March 1, 2026, to March 31, 2026; and **AUTHORIZING** a payment of \$55,184.66 to CGI from General Fund Enterprise Software and Licenses Non-Departmental non-personnel operating budget account no. 050x952x0000x7418 as a moral obligation for maintenance services for the Cincinnati Financial System for the period of March 1, 2026, to March 31, 2026.

**Recommendation** BUDGET, FINANCE & GOVERNANCE COMMITTEE

**Sponsors:** City Manager

19. [202601678](#) **ORDINANCE**, submitted by Sheryl M.M. Long, City Manager, **ACCEPTING AND CONFIRMING** the grant of a public utility easement in favor of the City of Cincinnati for water mains and related fixtures, equipment, and appurtenances through certain real property in Delhi Township, Hamilton County, Ohio in accordance with the plat entitled WSL #3705 - Magnolia Place E-1137, as recorded in Plat Book 502, Page 1, Hamilton County, Ohio Recorder's Office.

**Recommendation** BUDGET, FINANCE & GOVERNANCE COMMITTEE

**Sponsors:** City Manager

20. [202601679](#) **ORDINANCE (EMERGENCY)** submitted by Sheryl M. M. Long, City Manager, on 5/28/2026, **AUTHORIZING** the establishment of permanent improvement program project account nos. 980x101x261003, "Findlay Market Area Improvements," to provide resources for improvements to the area in and around Findlay Market including, but not limited to, 1720 Race Street; 980x101x261009, "Connected Communities Improvements," to provide resources for improvements necessary to advance the goals of Connected Communities including, but not limited to, the BuildReady program; 980x101x261013, "West Fork Incinerator Demolition," to provide resource for the Port of Greater Cincinnati Development Authority to remediate the West Fork Incinerator site; and 980x161x261628, "Neighborhood & Community Infrastructure," to provide resources for place-based, quality-of-life investments including community-based improvements, neighborhood investments connected to resident services, and other neighborhood-focused permanent

improvements; **AUTHORIZING** the establishment of capital improvement program project account no. 980x232x262371, "LEAP Academy Safety Improvements," to provide resources to plan, design, construct, and inspect safety and traffic calming improvements near the LEAP Academy located in the neighborhood of North Fairmount; **AUTHORIZING** the transfer and return to source of \$5,370,908.30 from various General Capital Budget capital or permanent improvement program project accounts to close out or decrease certain existing capital or permanent improvement program project accounts, according to Schedule A of the attached Schedules of Transfer, effective immediately in FY 2026; **AUTHORIZING** the transfer and appropriation of \$4,099,239.26 from the unappropriated surplus of various funds to new or existing capital or permanent improvement program project accounts to provide resources for certain capital or permanent improvement program project accounts, according to Schedule B of the attached Schedules of Transfer for FY 2027; **AUTHORIZING** the transfer and appropriation of \$1,121,669.00 from the unappropriated surplus of General Fund 050 to various non-personnel operating budget accounts within the General Fund, according to Schedule C of the attached Schedules of Transfer for FY 2027; **AUTHORIZING** the transfer and appropriation of \$150,000.04 from the unappropriated surplus of General Fund 050 to City Planning and Engagement General Fund non-personnel operating budget account no. 050x171x7200, effective immediately in FY 2026; and further **DECLARING** certain projects to be for a public purpose, all to carry out the Capital Improvement Program.

**Recommendation** BUDGET, FINANCE & GOVERNANCE COMMITTEE

**Sponsors:** City Manager

21. [202601680](#) **REPORT**, dated 5/28/2026, submitted by Sheryl M. M. Long, City Manager, regarding Special Event Permit Application for 2026 Bengals Block Parties.

**Recommendation** FILE

**Sponsors:** City Manager

22. [202601681](#) **REPORT**, dated 5/28/2026, submitted by Sheryl M. M. Long, City Manager, regarding Special Event Permit Application for Black Tech Week 2026.

**Recommendation** FILE

**Sponsors:** City Manager

23. [202601682](#) **REPORT**, dated 5/28/2026, submitted by Sheryl M. M. Long, City Manager, regarding Special Event Permit Application for Skate the Mohawk.

**Recommendation** FILE

**Sponsors:** City Manager

24. [202601683](#) **REPORT**, dated 5/28/2026, submitted by Sheryl M. M. Long, City Manager, regarding Special Event Permit Application for Buddy Walk 2026.

**Recommendation** FILE

**Sponsors:** City Manager

## CLERK OF COUNCIL

25. [202601644](#) **REGISTRATION**, submitted by the Clerk of Council from Legislative Agent Colleen Reynolds, Government Affairs, Partner, 255 E Fifth Street, Suite 1900, Cincinnati., Ohio 45202. (8K)

**Recommendation** FILE

**Sponsors:** Clerk of Council

26. [202601645](#) **REGISTRATION**, submitted by the Clerk of Council from Legislative Agent Colleen Reynolds, Government Affairs, Partner, 255 E Fifth Street, Suite 1900, Cincinnati., Ohio 45202. (HISPANIC CHAMBER CINCINNATI USE)

**Recommendation** FILE

**Sponsors:** Clerk of Council

27. [202601646](#) **REGISTRATION**, submitted by the Clerk of Council from Legislative Agent Colleen Reynolds, Government Affairs, Partner, 255 E Fifth Street, Suite 1900, Cincinnati., Ohio 45202. (Cincinnati Symphony Orchestra)

**Recommendation** FILE

**Sponsors:** Clerk of Council

28. [202601647](#) **REGISTRATION**, submitted by the Clerk of Council from Legislative Agent Colleen Reynolds, Government Affairs, Partner, 255 E Fifth Street, Suite 1900, Cincinnati., Ohio 45202. (HPSRD)

**Recommendation** FILE

**Sponsors:** Clerk of Council

29. [202601648](#) **REGISTRATION**, submitted by the Clerk of Council from Legislative Agent Colleen Reynolds, Government Affairs, Partner, 255 E Fifth Street, Suite 1900, Cincinnati., Ohio 45202. (Urban League of Greater Southwest Ohio)

**Recommendation** FILE

**Sponsors:** Clerk of Council

30. [202601649](#) **REGISTRATION**, submitted by the Clerk of Council from Legislative Agent Colleen Reynolds, Government Affairs, Partner, 255 E Fifth Street, Suite 1900, Cincinnati., Ohio 45202. (Cincinnati Art Museum)

**Recommendation** FILE

**Sponsors:** Clerk of Council

31. [202601650](#) **REGISTRATION**, submitted by the Clerk of Council from Legislative Agent Colleen Reynolds, Government Affairs, Partner, 255 E Fifth Street, Suite 1900, Cincinnati., Ohio 45202. (Fifth Third Bank)

**Recommendation** FILE

**Sponsors:** Clerk of Council

32. [202601651](#) **REGISTRATION**, submitted by the Clerk of Council from Legislative Agent Colleen Reynolds, Government Affairs, Partner, 255 E Fifth Street, Suite 1900,

Cincinnati., Ohio 45202. (University of Cincinnati)

**Recommendation** FILE

**Sponsors:** Clerk of Council

33. [202601652](#) **REGISTRATION**, submitted by the Clerk of Council from Legislative Agent Colleen Reynolds, Government Affairs, Partner, 255 E Fifth Street, Suite 1900, Cincinnati., Ohio 45202. (CincyTech)

**Recommendation** FILE

**Sponsors:** Clerk of Council

34. [202601653](#) **REGISTRATION**, submitted by the Clerk of Council from Legislative Agent Colleen Reynolds, Government Affairs, Partner, 255 E Fifth Street, Suite 1900, Cincinnati., Ohio 45202. (Cincinnati Ballet)

**Recommendation** FILE

**Sponsors:** Clerk of Council

35. [202601654](#) **REGISTRATION**, submitted by the Clerk of Council from Legislative Agent Colleen Reynolds, Government Affairs, Partner, 255 E Fifth Street, Suite 1900, Cincinnati., Ohio 45202. (Jewish Federation of Cincinnati)

**Recommendation** FILE

**Sponsors:** Clerk of Council

36. [202601658](#) **REGISTRATION**, submitted by the Clerk of Council from Legislative Agent Colleen Reynolds, Government Affairs, Partner, 255 E Fifth Street, Suite 1900, Cincinnati., Ohio 45202. (STEINER)

**Recommendation**

FILE

**Sponsors:** Clerk of Council

37. [202601659](#) **REGISTRATION**, submitted by the Clerk of Council from Legislative Agent Colleen Reynolds, Government Affairs, Partner, 255 E Fifth Street, Suite 1900, Cincinnati., Ohio 45202. (United Way of Greater Cincinnati)

**Recommendation**

FILE

**Sponsors:** Clerk of Council

38. [202601703](#) **REGISTRATION**, submitted by the Clerk of Council from Legislative Agent Jay Kincaid, Consultant, Principal, 1411 Pleasant Street, Cincinnati, Ohio 45202. (FC CINCINNATI)

**Recommendation** FILE

**Sponsors:** Clerk of Council

39. [202601705](#) **APPOINTMENT**, submitted by the Clerk of Council, I hereby recommend the appointment of A'Laundra Brown as a Deputy Clerk in the Office of the Clerk of Council pursuant to Article II, Section 5a of the Charter of the City of Cincinnati.

**Recommendation** HOLD ONE WEEK PURSUANT TO THE RULES OF COUNCIL

**Sponsors:** Clerk of Council

## BUDGET, FINANCE & GOVERNANCE COMMITTEE

40. [202601590](#) **ORDINANCE (EMERGENCY)** submitted by Sheryl M. M. Long, City Manager, on 5/20/2026, **AUTHORIZING** the City Manager to accept and appropriate a grant of up to \$238,283.88 from the Hamilton County ReSource Residential Recycling Incentive grant program to provide resources for recycling education and awareness, residential recycling, drop-off recycling, yard waste, food waste, composting, waste reduction, litter collection, and the labor, equipment and materials to support these efforts; and **AUTHORIZING** the Director of Finance to deposit the grant resources into General Fund revenue account no. 050x8782, Office of Environment and Sustainability project account no. 26HamCoRRI, "FY 2026 Hamilton County RRI Grant."

**Recommendation** PASS EMERGENCY

**Sponsors:** City Manager

41. [202601586](#) **ORDINANCE (EMERGENCY)** submitted by Sheryl M. M. Long, City Manager, on 5/20/2026, **ESTABLISHING** new capital improvement program project account no. 984x234x262359, "Lunken Runway ODOT FY27 Direct Grant," to provide resources for pavement improvements on runway 07/25 at Lunken Airport; **AUTHORIZING** the City Manager to apply for, accept, and appropriate a grant of up to \$750,000 from Ohio Department of Transportation to newly established capital improvement program project account no. 984x234x262359, "Lunken Runway ODOT FY27 Direct Grant;" and **AUTHORIZING** the Director of Finance to deposit the grant resources into newly established capital improvement program project account no. 984x234x262359, "Lunken Runway ODOT FY27 Direct Grant."

**Recommendation** PASS EMERGENCY

**Sponsors:** City Manager

42. [202601588](#) **ORDINANCE** submitted by Sheryl M. M. Long, City Manager, on 5/20/2026, **AUTHORIZING** the City Manager to accept and appropriate a donation of \$15,000 from the Cincinnati Fire Foundation to provide resources to purchase medical coolers; **AUTHORIZING** the City Manager to accept and appropriate a donation of \$1,500 from the Cincinnati Fire Foundation to provide resources to purchase promotional materials in support of the Neighbors Looking Out for Neighbors campaign; and **AUTHORIZING** the Director of Finance to deposit the donations into Fund 472, "Fire Grants and Donations," revenue account no. 472x8571.

**Recommendation** PASS

**Sponsors:** City Manager

43. [202601587](#) **ORDINANCE** submitted by Sheryl M. M. Long, City Manager, on 5/20/2026, **AUTHORIZING** the City Manager to accept in-kind donations and contributions of miscellaneous supplies from the Cincinnati Parks Foundation, valued at approximately \$54,458 as set forth in Attachment A, to benefit various City parks.

Recommendation PASS

Sponsors: City Manager

44. [202601630](#) **REPORT**, dated 5/20/2026, submitted Sheryl M. M. Long, City Manager, regarding the Deputy Clerk of Council salary range market analysis. (Reference Document # 202600220)

Recommendation APPROVE & FILE

Sponsors: City Manager

45. [202601578](#) **ORDINANCE (EMERGENCY)** submitted by Sheryl M. M. Long, City Manager, on 5/20/2026, **APPROPRIATING** to public use certain real property interests required to construct, establish, reconstruct, improve, maintain, repair, and preserve a shared use path along Reading Road, Whittier Street, Fredonia Avenue, and through to Blair Court, commonly known as Wasson Way Phase 7.

Recommendation PASS EMERGENCY

Sponsors: City Manager

46. [202601641](#) **ORDINANCE (EMERGENCY)** submitted by Sheryl M. M. Long, City Manager, on 5/20/2026, **AUTHORIZING** the City Manager to design, install, and maintain artwork on various traffic control boxes located in the Clifton neighborhood, notwithstanding any conflicting Department of Transportation and Engineering rules and regulations or any provision of the Cincinnati Municipal Code that would prohibit the installation and maintenance of the artwork.

Recommendation PASS EMERGENCY

Sponsors: City Manager

47. [202601677](#) **RESOLUTION (LEGISLATIVE) (B VERSION)**, submitted by Sheryl M. M. Long, City Manager, on 5/26/2026, **DECLARING** the necessity of assessing properties in Lighting Group 2 that benefit from special street lighting within the City of Cincinnati for the cost of such lighting for the three-year period beginning August 1, 2025.

Recommendation PASS

Sponsors: City Manager

48. [202601642](#) **MOTION (AMENDED)**, submitted by Vice Mayor Kearney, Councilmembers James, Albi and Johnson, **WE MOVE** that the City Administration reserve the amount of \$3,271,193 for bridge-loan program for the purpose of funding Continuum of Care for the Homeless (CoC) programs if federal funding for year 2026-2027 has not arrived by July 1, 2026. This amount is half of the total needed to allow eleven (11) local organizations to continue providing needed services to prevent homelessness and support these experiencing homelessness if the expected five-month delay occurs in receiving funding from the United States Department of Housing and Urban Development (HUD). (BALANCE ON FILE IN THE CLERK'S OFFICE) (STATEMENT ATTACHED) (COUNCILMEMBER CRAMERDING RECUSED FROM THIS ITEM).

**Recommendation** ADOPT

**Sponsors:** Kearney, James, Albi and Johnson

## SUPPLEMENTAL ITEMS

### HOUSING & GROWTH COMMITTEE

49. [202601617](#) **ORDINANCE (EMERGENCY)**, submitted by Councilmember Walsh, from Emily Smart Woerner, City Solicitor, **DECLARING** that East 13th Street from Reading Road to Pendleton Street in the Pendleton neighborhood shall hereby receive the honorary, secondary name of "Marvin G. Butts Way" in honor of Marvin G. Butts, III and in recognition of his contributions to the Cincinnati community and the business community in Pendleton.

**Recommendation** PASS EMERGENCY

**Sponsors:** Walsh

50. [202601530](#) **REPORT**, dated 5/13/2026, submitted Sheryl M. M. Long, City Manager, regarding LEED tax abatements. (Reference Document # 202600150)

**Recommendation** APPROVE & FILE

**Sponsors:** City Manager

### ANNOUNCEMENTS

Adjournment

*MUO1702*

**Date:** May 28, 2026

**To:** Councilmember Anna Albi  
**From:** Emily Smart Woerner, City Solicitor *EESW*  
**Subject:** **Resolution - Recognizing the Hamilton County Mental Health and Recovery Services Board**

---

Transmitted herewith is a resolution captioned as follows:

**RECOGNIZING** the Hamilton County Mental Health and Recovery Services Board as a 2026 Mental Health Awareness Month honoree and **EXPRESSING** the appreciation of the Mayor and the Council of the City of Cincinnati for the Board's dedicated work in mental health, addiction, and prevention services.

EESW/IMD(dbr)  
Attachment  
4919-8378-9485

EESW

RESOLUTION NO. \_\_\_\_\_ - 2026

**RECOGNIZING** the Hamilton County Mental Health and Recovery Services Board as a 2026 Mental Health Awareness Month honoree and **EXPRESSING** the appreciation of the Mayor and the Council of the City of Cincinnati for the Board’s dedicated work in mental health, addiction, and prevention services.

WHEREAS, nearly one in five American adults experiences a diagnosable mental health condition in any given year; and

WHEREAS, approximately 46 percent of Americans will meet the criteria for a diagnosable mental health condition at some point in their lives, with half of those developing a condition by the age of fourteen; and

WHEREAS, conditions such as anxiety, bipolar disorder, depression, and suicidal thoughts affect many individuals, and these challenges can often lead to substance use disorders; and

WHEREAS, the Hamilton County Mental Health and Recovery Services Board plans, funds, and evaluates a comprehensive system of public behavioral health care for Hamilton County residents, ensuring access to mental health and addiction services for individuals in need and their caretakers; and

WHEREAS, the Board partners with local nonprofit agencies to expand access to prevention, treatment, and recovery services that promote mental wellness and reduce the impact of substance use disorders across the community; and

WHEREAS, for more than forty years, the Board has funded mobile crisis services in Hamilton County, including through a partnership with the University of Cincinnati Medical Center, and has coordinated those services with broader system-access partners such as Central Clinic Behavioral Health, bringing decades of expertise in field-based crisis response and coordination of complex systems of care; and

WHEREAS, the Board’s strong collaborations and continued commitment help build a community-based system of care in which individuals can move from crisis to stability with dignity and hope; now, therefore,

BE IT RESOLVED by the Council of the City of Cincinnati, State of Ohio:

Section 1. That the Mayor and this Council hereby recognize the Hamilton County Mental Health and Recovery Services Board as a 2026 Mental Health Awareness Month honoree for the Board’s diligent work in mental health, addiction, and prevention services.

Section 2. That this resolution be spread upon the minutes of Council and that a copy be provided to the Hamilton County Mental Health and Recovery Services Board through the office of Councilmember Anna Albi.

Passed: \_\_\_\_\_, 2026

---

Aftab Pureval, Mayor

Attest: \_\_\_\_\_  
Clerk

Submitted by Councilmember Anna Albi



202601693

**Anna Albi**  
Councilmember

May 22, 2026

## MOTION

WE MOVE that City Council allocate funds in the amount of \$20,000 from the General Fund balance sheet reserve account 050x2581, "Reserve for Special Events Support" to support the 2026 West End Festival.

## STATEMENT

The West End Festival is intended to promote unity, positive youth involvement, violence prevention, stronger community relationships, and neighborhood collaboration.

---

Councilmember Anna Albi

Subject: Finance & Governance  
Council: 2026



Dante Payne  
CEO  
On Impact Recruiting Service Inc.  
250 East 5<sup>th</sup> Street'15<sup>th</sup> Floor  
Cincinnati, OH 45202  
[Onimpactrecruitingservices@gmail.com](mailto:Onimpactrecruitingservices@gmail.com)  
513-602-7289

July 24<sup>th</sup>, 25<sup>th</sup>, & 26<sup>th</sup> 2026

Dear Future Sponsor,

### **Explanation of The West End “Stop the Violence” Fest**

I hope this letter finds you well. I am writing to provide a detailed explanation of the 6th Annual West End “Stop the Violence,” Back to School Peace Festival our team at On Impact Recruiting Services INC. 501 (c)(3) is hosting. The aim of this project is to address and mitigate the growing concerns related to violence within our community. Like last year, this event will bring awareness about gun violence and its impact on the community, promote unity, strengthen partnerships, empower our community, and provide resources and support. We have carefully selected entertainment and activities the whole family can enjoy in this beautiful park such as:

- Peace Rally led by the Lil Senators Youth Football Team
- 3 on 3 basketball tournament
- Corn Hole tournament
- Volleyball
- Entertainment (DJ and live entertainment) local /or national comedians\*
- Food Trucks
- Local vendors
- Face painting
- Guest motivational speakers on finance, violence, youth relationships, school and sports achievement
- 513 Relief Bus
- Double Dutch competition
- Youth organizations - Little Senators cheerleader and football team

While your support for this festival is critical in securing more well-known entertainers and bringing the highest quality experience, we are seeking additional sponsors to help defray the costs of our giveaways, etc. So far, we have our network of committed sponsors:

- Pahhni Water
- Goodies Barbecue Restaurant
- Shelter Insurance
- Laugh Life ENT.
- One family One Love
- Gatorade

## **Project Overview**

This Back to School "Stop the Violence" festival is more than just an event; it is a movement towards creating a safer, more harmonious community. According to the violence statistics report for the West End, this year homicide has increased 200% with two homicides since January 1. By bringing together people from all walks of life, we aim to spark conversations, inspire action, and ultimately reduce violence in our community. The Fest will take place Sunday, July 26th from 12pm and last through 7:00pm. A special long term community advocate and leader will be honored as well. An itinerary for the day will be shared with you and the community one week in advance.

Last year, our Peace Rally Walk was a major success throughout the neighborhood. We had nearly 700 people participate. Mayor Pureval spoke along with several West End survivors and mentors that shared their stories. West End native, Shirley Colbert was honored as the first President of the West End City Council.

## **Budget and Resources**

The estimated budget for the project is \$20,000. This includes entertainment, security, porta potties, insurance, cleanup, and marketing. We have allocated the necessary resources to ensure the project is completed successfully.

## **Challenges and Risk Management**

We have identified potential challenges and risks, such as fights or armed individuals. To mitigate these risks, we secure a police detail as well as have trained internal security volunteers that we use for our events. Security personnel will work collaboratively to cover entrances, monitor/assess crowd behavior, manage crowd flow, etc.

## **Conclusion**

We are confident that this "Stop the Violence" Fest will be a significant step towards achieving collective empowerment and appreciation for this community. We appreciate your support and cooperation throughout this process. Should you have any questions or require further information, please do not hesitate to contact me directly at [Dante.Payne76@gmail.com](mailto:Dante.Payne76@gmail.com) or 513-602-7289.

Thank you for your attention to this matter.

Yours sincerely,



Dante Payne  
CEO  
On Impact Recruiting Services Inc.

*MM01702*

Date: May 28, 2026

**To:** Councilmember Mark Jeffreys  
**From:** Emily Smart Woerner, City Solicitor *EESW/EEF*  
**Subject:** **Emergency Ordinance – Amending CMC – Street Takeover**

---

Transmitted herewith is an emergency ordinance captioned as follows:

**MODIFYING** the provisions of Title V, “Traffic Code,” of the Cincinnati Municipal Code (“CMC”) by **ORDAINING** new Chapter 519, “Street Racing, Stunt Driving, and Street Takeover”; **MODIFYING** the provisions of Chapter 759, “Use of a Motor Vehicle to Facilitate a Prostitution or Drug Related Crime,” of the CMC by **ORDAINING** new Sections 759-6, “Use of a Motor Vehicle for Street Racing, Stunt Driving, and Street Takeover Prohibited”; 759-6-1, “Impoundment of Motor Vehicles Used to Facilitate Street Racing, Stunt Driving, and Street Takeover”; and 759-6-2, “Answer to Notice; Hearings for Motor Vehicles Impounded for Street Racing, Stunt Driving, and Street Takeover”; and by **AMENDING** Sections 759-1, “Legislative Findings”; 759-5, “Impoundment of Motor Vehicles Used to Facilitate Officer Evasion, Prostitution or Drug Related Crimes”; 759-7, “Answer to Notice; Hearings”; 759-9, “Posting Bond”; 759-11, “Default”; 759-13, “Appeal”; and 759-15, “Sale of Impounded Vehicles”; **MODIFYING** the provisions of Chapter 513, “Impoundment of Motor Vehicles,” of the CMC by **AMENDING** Sections 513-1, “Impoundment of Motor Vehicles,” and 513-11, “Sale of Impounded Vehicles”; and **MODIFYING** the provisions of Title XV, “Code Compliance and Hearings,” of the CMC by **AMENDING** Section 1501-11, “Class E Civil Offenses,” all to make participation in street racing, stunt driving, and street takeover a misdemeanor of the first degree; to make the use of a motor vehicle to facilitate the commission of a crime involving street racing, stunt driving, and street takeover a Class E Civil Offense; and to permit police officers to impound vehicles used in the commission of such offenses.

EESW/CNS(dbr)  
Attachment  
4921-8862-0203

EMERGENCY

City of Cincinnati

CNS

EESW/EEF

-2026

An Ordinance No. \_\_\_\_\_

**MODIFYING** the provisions of Title V, "Traffic Code," of the Cincinnati Municipal Code ("CMC") by **ORDAINING** new Chapter 519, "Street Racing, Stunt Driving, and Street Takeover"; **MODIFYING** the provisions of Chapter 759, "Use of a Motor Vehicle to Facilitate a Prostitution or Drug Related Crime," of the CMC by **ORDAINING** new Sections 759-6, "Use of a Motor Vehicle for Street Racing, Stunt Driving, and Street Takeover Prohibited"; 759-6-1, "Impoundment of Motor Vehicles Used to Facilitate Street Racing, Stunt Driving, and Street Takeover"; and 759-6-2, "Answer to Notice; Hearings for Motor Vehicles Impounded for Street Racing, Stunt Driving, and Street Takeover"; and by **AMENDING** Sections 759-1, "Legislative Findings"; 759-5, "Impoundment of Motor Vehicles Used to Facilitate Officer Evasion, Prostitution or Drug Related Crimes"; 759-7, "Answer to Notice; Hearings"; 759-9, "Posting Bond"; 759-11, "Default"; 759-13, "Appeal"; and 759-15, "Sale of Impounded Vehicles"; **MODIFYING** the provisions of Chapter 513, "Impoundment of Motor Vehicles," of the CMC by **AMENDING** Sections 513-1, "Impoundment of Motor Vehicles," and 513-11, "Sale of Impounded Vehicles"; and **MODIFYING** the provisions of Title XV, "Code Compliance and Hearings," of the CMC by **AMENDING** Section 1501-11, "Class E Civil Offenses," all to make participation in street racing, stunt driving, and street takeover a misdemeanor of the first degree; to make the use of a motor vehicle to facilitate the commission of a crime involving street racing, stunt driving, and street takeover a Class E Civil Offense; and to permit police officers to impound vehicles used in the commission of such offenses.

WHEREAS, there have been numerous instances of street racing, stunt driving, and street takeovers throughout the city that obstruct public rights-of-way, interfere with emergency response access, and create substantial risks of injury, death, and property damage to participants, bystanders, residents, and law enforcement personnel; and

WHEREAS, in March 2026, Cincinnati experienced a largescale street takeover event, spanning multiple police districts, requiring activation of the Cincinnati Police Department's Civil Disturbance Response Team, and resulting in dozens of arrests and the towing and impoundment of over sixty vehicles; and

WHEREAS, the City of Cincinnati has a substantial interest in addressing the problems associated with street racing, stunt driving, and street takeover, as these problems affect the safety and quality of life in Cincinnati's neighborhoods; and

WHEREAS, existing penalties have not adequately deterred incidents of street racing, stunt driving, and street takeover; and

WHEREAS, the temporary impoundment and immediate removal of vehicles used in the commission of crimes involving street racing, stunt driving, and street takeover is narrowly tailored to achieve the City's compelling interest in protecting the public safety, health, and welfare, reducing unlawful conduct, and preserving the safe use of public rights-of-way; and

WHEREAS, Council finds that certain vehicle components may be specifically adapted or utilized to facilitate unlawful street racing, stunt driving, or exhibition driving activity, and that forfeiture of such components may reduce the likelihood of continued unlawful use; and

WHEREAS, to protect the public health, safety, and welfare in Cincinnati, Council finds it necessary to provide the City with all appropriate tools necessary to ensure flexibility to combat threats to communities; now, therefore,

BE IT ORDAINED by the Council of the City of Cincinnati, State of Ohio:

Section 1. That new Chapter 519, “Street Racing, Stunt Driving, and Street Takeover,” of the Cincinnati Municipal Code (“CMC”) is ordained as follows:

## **Chapter 519 – STREET RACING, STUNT DRIVING, AND STREET TAKEOVER**

### **Sec. 519-1. – Definitions.**

For the purposes of this chapter, the words and phrases defined in the sections hereunder shall have the meanings therein respectively ascribed to them unless a different meaning is clearly indicated by the context.

#### **Sec. 519-1-B. – Burnout.**

“Burnout” means a maneuver performed while operating a vehicle whereby the vehicle is kept in a stationary position while the wheels of the vehicle are spun, which may cause the tires of the vehicle to become heated and emit smoke from the friction.

#### **Sec. 519-1-D1. – Doughnut.**

“Doughnut” means a maneuver performed while operating a vehicle whereby the front or rear of the vehicle is rotated around the opposite set of wheels in a continuous motion, which may cause a circular skid-mark pattern of rubber on the driving surface, or the tires of the vehicle to become heated and emit smoke from the friction, or both.

#### **Sec. 519-1-D2. – Drifting.**

“Drifting” means a maneuver performed while operating a vehicle whereby the vehicle is driven in a manner that causes a controlled, sideways skid during a turn, with the front wheels pointing in a direction that is the opposite of the direction of the turn.

#### **Sec. 519-1-I. – Instrumentality.**

“Instrumentality” means property otherwise lawful to possess that is used in or intended to be used in an offense. An “instrumentality” may include, but is not limited to, a firearm, a mobile instrumentality, a computer, a computer network, a computer system, computer software, a telecommunications device, money, and any other means of exchange.

**Sec. 519-1-S1. – Street Racing.**

“Street Racing” means the operation of two or more vehicles from a point side by side at accelerating speeds in a competitive attempt to outdistance each other, or the operation of one or more vehicles over a common selected course, from the same point to the same point, wherein timing is made of the participating vehicles involving competitive accelerations or speeds. The operation of two or more vehicles side by side either at speeds in excess of prima facie lawful speeds established by Cincinnati Municipal Code or Ohio Revised Code, as applicable, or rapidly accelerating from a common starting point to a speed in excess of the prima facie lawful speeds shall be prima facie evidence of street racing.

**Sec. 519-1-S2. – Street Takeover.**

“Street Takeover” means blocking or impeding the regular flow of vehicle or pedestrian traffic on a public road, street, or highway or on private property that is open to the general public for the purpose of street racing or stunt driving.

**Sec. 519-1-S3. – Stunt Driving.**

“Stunt Driving” means performing or engaging in burnouts, doughnuts, drifting, or wheelies, or allowing a passenger to ride either partially or fully outside of the vehicle while operating that vehicle.

**Sec. 519-1-V1. – Vehicle.**

“Vehicle” has the same meaning as in Section 501-1-V of the Cincinnati Municipal Code.

**Sec. 519-1-V2. – Vehicle Component.**

“Vehicle Component” means any motor vehicle part or accessory specifically adapted for use in street racing, stunt driving, or street takeover. “Vehicle Component” includes, but is not limited to, steering wheels, wheels, tires, and mufflers.

**Sec. 519-1-W. – Wheelie.**

“Wheelie” means a maneuver performed while operating a vehicle whereby the front wheel or wheels of the vehicle are raised off of the ground or whereby two wheels that are on the same side of the vehicle are raised off of the ground.

**Sec. 519-3. – Street Racing, Stunt Driving, and Street Takeover Prohibited.**

No person shall participate in street racing, stunt driving, or street takeover upon any public road, street or highway, or on private property that is open to the general public. Persons rendering assistance in any manner to street racing, stunt driving, or street takeover shall be equally charged as the participants.

**Sec. 519-5. – Penalties.**

- (a) Whoever violates this section is guilty of a misdemeanor of the first degree. In addition to any other sanctions imposed, the court shall suspend the offender's driver's license, commercial driver's license, temporary instruction permit, probationary license, or nonresident operating privileges for not less than thirty days or more than three years. No court shall suspend the first thirty days of any suspension of an offender's license, permit, or privilege imposed under this division.
- (b) In addition to any other penalties imposed by law, any vehicle component used in a violation of Section 515-3 as an instrumentality shall be subject to seizure as contraband and is subject to forfeiture under Ohio Revised Code Chapter 2981.

**Sec. 519-7. – Exceptions.**

This section does not apply to the competitive operation of vehicles on public or private property in accordance with a Special Event permit issued pursuant to the Cincinnati Municipal Code or when otherwise authorized by ordinance of Council.

Section 2. That new Sections 759-6, "Use of a Motor Vehicle for Street Racing, Stunt Driving, and Street Takeover Prohibited"; 759-6-1, "Impoundment of Motor Vehicles Used to Facilitate Street Racing, Stunt Driving, and Street Takeover"; and 759-6-2, "Answer to Notice; Hearings for Motor Vehicles Impounded for Street Racing, Stunt Driving, and Street Takeover," of Chapter 759, "Use of a Motor Vehicle to Facilitate a Prostitution or Drug Related Crime," of the CMC are ordained as follows:

**Sec. 759-6. - Use of a Motor Vehicle for Street Racing, Stunt Driving, and Street Takeover Prohibited.**

No person shall operate or use or permit another to operate or use a motor vehicle to facilitate the commission or attempted commission of a crime involving street racing, stunt driving, or street takeover pursuant to Ohio Revised Code Chapter 4511. Violation of this section is a Class E Civil Offense as defined by Cincinnati Municipal Code Section 1501-11(b) and a person who violates this section is liable for the civil fine specified in Section 1501-99 for a Class E Civil Offense. If a person has previously been found to have violated this section of the Cincinnati Municipal Code, that person may be charged as a second offender and on being found to have committed a second or subsequent offense is liable for a Class E3 Civil Offense as defined by Cincinnati Municipal Code Section 1501-18.

**Sec. 759-6-1. - Impoundment of Motor Vehicles Used to Facilitate Street Racing, Stunt Driving, and Street Takeover.**

- (a) Impoundment. In addition to the imposition of a civil fine, a police officer shall impound and cause to be towed any motor vehicle when the officer has probable cause to believe that the motor vehicle was used to facilitate the commission or attempted

commission of a crime involving street racing, stunt driving, or street takeover pursuant to Ohio Revised Code Chapter 4511.

- (1) A motor vehicle used to facilitate the commission or attempted commission of a crime involving street racing, stunt driving, or street takeover pursuant to Ohio Revised Code Chapter 4511 shall be impounded for a period of six months.
  - (2) No vehicle impounded pursuant to this section shall be released upon the posting of bond, deposit of security, payment into escrow, or any other substitute financial assurance unless expressly authorized elsewhere in this chapter. The posting of bond or other security shall not satisfy, suspend, shorten, or otherwise affect the period of impoundment ordered under this chapter. Except as otherwise expressly provided herein, any vehicle impounded pursuant to this chapter shall remain in the custody of the City for the full duration of the impoundment period ordered by the hearing examiner or otherwise required by law.
- (b) Notice. Upon impounding the vehicle, the police officer shall provide by hand delivery to any present owner or person in control of the vehicle notice of the fact of the impoundment, notice of a civil offense and civil fine in accordance with Section 1501-13, and the location of the city impound lot. If the vehicle owner is unavailable to receive such notice, then the police officer or agent of the city police department shall provide notice to all owner(s) of the vehicle at addresses set forth in the vehicle registration within three business days of the date of impoundment. The notice shall include the fact of the impoundment, notice of a civil offense and civil fine in accordance with Section 1501-13, and the location of the city impound lot.
- (c) Exceptions. This section shall not apply and no vehicle shall be impounded or towed pursuant to this section under any of the following circumstances:
- (1) A law enforcement agency seizes the vehicle pursuant to Ohio Revised Code Chapter 2981 or other applicable state forfeiture laws.
  - (2) The vehicle was operating as a common carrier at the time it was subject to impoundment.
  - (3) The vehicle is a rental vehicle from an automobile rental or leasing agency for a term of no more than thirty consecutive calendar days.

**Sec. 759-6-2. - Answer to Notice; Hearings for Motor Vehicles Impounded for Street Racing, Stunt Driving, and Street Takeover.**

- (a) Answer to Notice.
- (1) A person served with notice of a violation of Section 759-6 may answer the charge in accordance with Section 1501-15 and request a hearing before a hearing examiner in accordance with Section 1501-17; or

- (2) The owner of the vehicle subject to impoundment for violation of Section 759-6 may voluntarily resolve the violation and admit the commission of the offense by making payment of the fine equal to the amount of the fine for the underlying civil offense, plus any and all accumulated towing and processing costs in accordance with Section 513-7, and an additional civil penalty of \$1,250, and secure the immediate release of the impounded vehicle.
- (b) Hearings.
- (1) At the hearing, the city shall have the burden to show by a preponderance of the evidence that the vehicle was used in violation of Section 759-6. It shall be an affirmative defense to this charge if the vehicle owner is able to establish by a preponderance of the evidence that the vehicle was stolen at the time of the commission of the offense. For purposes of this chapter, “stolen” shall mean the trespassory taking and carrying away of the tangible personal property of another with the intent to permanently deprive.
  - (2) If the hearing examiner finds that the vehicle was subject to impoundment in violation of Section 759-6, then the hearing examiner may enter an order finding the person charged liable to the city for the fine specified in Section 1501-99 for the underlying civil offense, plus any and all accumulated towing and processing costs in accordance with Section 513-7. The vehicle subject to impoundment in violation of Section 759-6 shall be impounded for a period of six months, though the length of impoundment imposed may be decreased during an appeal under this section upon consideration of all relevant circumstances, including but not limited to:
    - (A) whether the violation resulted in injury, property damage, or substantial risk to public safety;
    - (B) whether the violation constituted a first or subsequent offense;
    - (C) whether the registered owner knowingly permitted the vehicle to be used in the violation; and
    - (D) any other factor reasonably related to the interests of justice and public safety.
  - (3) If the hearing examiner finds that the city did not meet its burden of proof as set forth in this section, that one of the exceptions of Section 759-6-1(c) applies, or that the vehicle was stolen at the time it was impounded, the vehicle shall be returned to the owner along with any paid costs or fees.

Section 3. That Sections 759-1, “Legislative Findings”; 759-5, “Impoundment of Motor Vehicles Used to Facilitate Officer Evasion, Prostitution or Drug Related Crimes”; 759-7, “Answer to Notice; Hearings”; 759-9, “Posting Bond”; 759-11, “Default”; 759-13, “Appeal”; and 759-15,

“Sale of Impounded Vehicles,” of Chapter 759, “Use of a Motor Vehicle to Facilitate a Prostitution or Drug Related Crime,” of the CMC are amended as follows:

**Chapter 759 - USE OF A MOTOR VEHICLE TO FACILITATE ~~OFFICER EVASION;~~ PROSTITUTION; ~~OR—~~DRUG RELATED CRIMES; OR STREET RACING, STUNT DRIVING, AND STREET TAKEOVER**

**Sec. 759-1. - Legislative Findings.**

It is hereby found and determined by the council of the City of Cincinnati that persons who use vehicles or permit another to use a vehicle to facilitate the commission or attempted commission of crimes involving evading a police officer; sexual activity for hire; ~~or~~ the possession, delivery, transportation, purchase, or sale of illegal drugs; or street racing, stunt driving, or street takeover pose a significant threat to the safety of citizens and the quality of life in Cincinnati’s neighborhoods and are a detriment to the public’s health, welfare and safety.

The council also finds and determines that the impoundment of vehicles used in the commission or attempted commission of crimes involving evading a police officer; sexual activity for hire; ~~or~~ the possession, delivery, transportation, purchase, or sale of illegal drugs; or street racing, stunt driving, or street takeover will temporarily remove such vehicles from the streets of the city and reduce the potential for further illicit use. Removal of the resources and instrumentalities of persons who commit or attempt to commit such crimes will have a deterrent effect on this type of criminal behavior, thus contributing to council’s efforts to improve citizens’ safety and the quality of life in Cincinnati’s neighborhoods.

**Sec. 759-5. - Impoundment of Motor Vehicles Used to Facilitate Officer Evasion, Prostitution, or Drug Related Crimes.**

- (a) In addition to the imposition of a civil fine, a police officer may impound and cause to be towed any motor vehicle when the officer has probable cause to believe that the motor vehicle was used to facilitate the commission or attempted commission of a crime involving failure to comply with the order or signal of a police officer pursuant to Ohio Revised Code § 2921.331; sexual activity for hire pursuant to Ohio Revised Code §§ 2907.21, 2907.22, 2907.23 2907.24, 2907.241 or 2907.25; and/or a crime involving the possession, delivery, transportation, purchase or sale of illegal drugs pursuant to §§ 2925.03, 2925.09, 2925.11, 2925.32 or 2925.37, or pursuant to Cincinnati Municipal Code §§ 601-23 or 910-23.
- (b) Upon impounding the vehicle, the police officer shall provide by hand delivery to any present owner or person in control of the vehicle notice of the fact of the impoundment, notice of a civil offense and civil fine in accordance with § 1501-13, the location of the city impound lot and the right to post a cash bond pursuant to § 759-9.
- (c) If the vehicle owner is unavailable to receive such notice, then the police officer or agent of the city police department shall provide notice to all owner(s) of the vehicle at addresses set forth in the vehicle registration within three business days of the date of impoundment. The notice shall include the fact of the impoundment, notice of a civil offense and civil fine in accordance with § 1501-13, the location of the city impound lot and the right to post a cash bond pursuant to § 759-9.

- (d) This section shall not apply and no vehicle shall be impounded or towed pursuant to this section under any of the following circumstances:
  - (1) A law enforcement agency seizes the vehicle pursuant to Ohio Revised Code Chapter 2981 or other applicable state forfeiture laws § 2933.43.
  - (2) The vehicle was operating as a common carrier at the time it was subject to impoundment.
  - (3) The vehicle is a rental vehicle from an automobile rental or leasing agency for a term of no more than thirty consecutive calendar days.

**Sec. 759-7. - Answer to Notice; Hearings for Motor Vehicles Used to Facilitate Officer Evasion, Prostitution, or Drug Related Crimes.**

(a) Answer to Notice.

- (1) A person served with notice of a violation of § 759-2, § 759-3, or § 759-4 may answer the charge in accordance with § 1501-15 and may request a hearing before a hearing examiner in accordance with § 1501-17; or
- (2) The owner of the vehicle subject to impoundment for violation of § 759-2, § 759-3, or § 759-4 may admit the commission of the offense by payment of the fine equal to the amount of the fine for the underlying civil offense, plus any and all accumulated towing, processing, and storage costs in accordance with § 513-7, and secure the immediate release of the impounded vehicle.

~~(a) The owner of the impounded vehicle may admit that the commission of the offense by payment of the fine equal to the amount of the fine for the underlying civil offense, plus any and all accumulated towing and storage costs in accordance with § 513-7, and secure the immediate release of the impounded vehicle; or~~

(b) Hearings.

~~(b) A person served with notice of a violation of § 759-2, § 759-3, or § 759-4 may answer the charge in accordance with § 1501-15 and may request a hearing before a hearing examiner in accordance with § 1501-17.~~

- (1) At the hearing, the city shall have the burden to show by a preponderance of the evidence that the vehicle was used in violation of § 759-2, § 759-3, or § 759-4. It shall be an affirmative defense to this charge if the vehicle owner is able to establish, by a preponderance of the evidence, that the vehicle was stolen at the time of the commission of the offense. For purposes of this chapter, “stolen” shall mean the trespassory taking and carrying away of the tangible personal property of another with the intent to permanently deprive.
- (2) If the hearing examiner finds that the vehicle was subject to impoundment in violation of § 759-2, § 759-3, or § 759-4, then the hearing examiner may enter an order finding the person charged liable to the city for the fine specified in

§ 1501-99 for the underlying civil offense, plus any and all accumulated towing, processing, and storage costs in accordance with § 513-7.

- (3) If the hearing examiner finds that the city did not meet its burden of proof as set forth in this section, that one of the exceptions of § 759-5(d) applies, or that the vehicle was stolen at the time it was impounded, the vehicle shall be returned to the owner along with any posted cash bond, costs or fees.

**Sec. 759-9.- Posting Bond.**

The owner of the ~~impounded~~ vehicle subject to impoundment for violation of § 759-2, § 759-3, or § 759-4 may secure release of the vehicle by posting a cash bond equal to the amount of the fine for the underlying civil offense together with all towing, processing, and storage costs in accordance with § 513-7. Upon a finding that the vehicle was subject to impoundment in violation of § 759-2, § 759-3, or § 759-4 or upon an admission of the offense, any amount posted as bond to secure the release of the vehicle will be credited to the amount owed as determined by the hearing examiner in accordance with § 759-7(b). Any vehicle subject to impoundment for violation of § 759-6 is not eligible to be released upon the posting of bond, deposit of security, payment into escrow, or any other substitute financial assurance.

**Sec. 759-11. - Default.**

If a person served with notice of a violation of § 759-2, § 759-3, ~~or § 759-4,~~ or § 759-6 is deemed to be in default as set forth in § 1501-21, it shall be deemed admitted that the vehicle was subject to impoundment in violation of § 759-2, § 759-3, ~~or § 759-4,~~ or § 759-6 and the fine class specified in § 1501-99 shall be deemed delinquent.

**Sec. 759-13. - Appeal.**

A person served with notice of a violation of § 759-2, § 759-3, ~~or § 759-4,~~ or § 759-6 has all of the rights and opportunities for appeals of civil offenses as set forth in §§ 1501-23 through 1501-999.

**Sec. 759-15. - Sales of Impounded Vehicles.**

Vehicles impounded pursuant to this Chapter shall be subject to sale as set forth in § 513-11, provided that the city may not begin proceedings to sell the vehicle when the city is notified by the owner of the impounded vehicle that the violation of § 759-2, § 759-3, ~~or § 759-4,~~ or § 759-6 is under pending appeal.

Section 4. That Sections 513-1, “Impoundment of Motor Vehicles,” and 513-11, “Sale of Impounded Vehicles,” of Chapter 513, “Impoundment of Motor Vehicles,” of the CMC are amended as follows:

**Sec. 513-1. - Impoundment of Motor Vehicles.**

Any police officer may impound and cause to be towed any motor vehicle:

- (a)
- (1) Which is stolen; or
  - (2) Which is parked in violation of law; or
  - (3) Which is involved in an accident; or
  - (4) Which has been declared delinquent because of two or more outstanding traffic capias or two or more outstanding traffic citations which have not been paid, or a bond posted pursuant to § 513-3 of the Cincinnati Municipal Code and registered for court in accordance with the provisions of § 511-23 of the Cincinnati Municipal Code; or
  - (5) Which has been declared delinquent because of two or more outstanding parking infractions which have not been paid or not had a bond posted pursuant to § 515-9 of the Cincinnati Municipal Code and not been registered for hearing with the Parking Violations Bureau in accordance with the provisions of CMC §§ 515-5 and 515-6; or
  - (6) Which does not display currently valid license plates; or
  - (7) Which is parked so as to block ingress or egress to a street, alley, roadway, driveway, parking facility or loading facility; or
  - (8) Which is in the possession of a physically arrested person; or
  - (9) Which is driven by a person who is under the influence of alcohol or drugs or a combination thereof; or
  - (10) Which is subject to seizure and impoundment pursuant to the provisions of § 909-5; or
  - (11) When the person in possession of a motor vehicle requests it to be impounded for safekeeping; or
  - (12) Which motor vehicle was used in the commission of an offense in violation of Ohio Revised Code § 2921.331, "Failure to Comply with Order or Signal of Police Officer," or
  - (13) Which motor vehicle was used in the commission of an offense in violation of § 729-30; or
  - (14) Which may be impounded as authorized by this chapter, another provision of the Cincinnati Municipal Code, the Ohio Revised Code, or other applicable laws.
- (b) A motor vehicle which is subject to impoundment under items (8) or (9) above shall not be impounded if title or right to possession of the motor vehicle can be readily established at the location where the motor vehicle is initially stopped, by the driver

of the motor vehicle, or the person in possession of the motor vehicle, or the person to whom possession of the motor vehicle is to be given if:

- (1) The motor vehicle can be safely and legally parked at its location; or
  - (2) The driver is able to arrange for someone to take care of the motor vehicle after being given a reasonable opportunity to do so, unless the driver requests that the motor vehicle be impounded for safekeeping after being advised of such driver's rights under (1) and (2) of § 513-1(b).
- (c) In the event that a motor vehicle ordered to be towed pursuant to this section has been reported stolen to the Cincinnati Police Department or constitutes a stolen vehicle to the knowledge of the Cincinnati Police Department at the time that such vehicle is towed, the Cincinnati Police Department shall take appropriate action to have such vehicle towed to an impound facility owned or controlled by the City of Cincinnati. For purposes of this chapter, a vehicle will be found to constitute "a stolen vehicle to the knowledge of the Cincinnati Police Department" if the Cincinnati Police Department has received written or verbal notice regarding the theft of the vehicle from a law enforcement agency at the time that the vehicle is towed pursuant to an order issued by the Cincinnati Police Department. The Cincinnati Police Department shall be deemed to have such notice of the vehicle's stolen status if the vehicle's owner reported the vehicle stolen in another law enforcement jurisdiction and that jurisdiction provided the report or status update to the Cincinnati Police Department in a manner reasonably calculated to have provided such information to the Cincinnati Police Department administration at the time that the vehicle in question was towed.

#### **Sec. 513-11. - Sales of Impounded Vehicles.**

Whenever any vehicle which has been impounded by a police officer remains in the possession of the city, unclaimed by any person having the right to possession of such vehicle, for a period of 20 days after notice of impoundment, such vehicle shall be sold under the direction of the chief of police at public auction to the highest bidder, after a notice of such auction has been given by advertisement published three times in the City Bulletin or in a newspaper of general circulation within the city of Cincinnati, or otherwise disposed of to a junk yard or other appropriate facility in accordance with the provisions of ~~Section 4513.62 of the Ohio Revised Code~~ Chapter 4513 pertaining to disposal of unclaimed vehicles ordered into storage. For a vehicle subject to impoundment in violation of § 759-6, the notice period is tolled during the period of required impoundment.

At least 15 days prior to such sale, a notice shall be mailed by Certified Mail, Return Receipt Requested, to the owner of such motor vehicle, if ascertainable, and to all mortgage and lien holders of record, advising them of their rights to claim the vehicle upon payment of all towing, storage and impounding fees, and in addition thereto, the costs of any services performed by the city in order to properly maintain the impounded vehicle.

In addition to junk yards, scrap metal processors who can guarantee that a junk motor vehicle will never again appear back upon the city streets are hereby determined to be a proper facility relating to the disposition of junk motor vehicles as required by ~~Section 4513.62 of the Ohio Revised Code~~ Chapter 4513 pertaining to disposal of unclaimed vehicles ordered into storage.

Section 5. That Section 1501-11, “Class E Civil Offenses,” of Title XV, “Code Compliance and Hearings,” of the CMC is amended as follows:

**Sec. 1501-11. - Class E Civil Offenses.**

A person who violates a standard of conduct set forth in a provision of the Cincinnati Municipal Code listed below is liable for the civil fine specified in § 1501-99 for a Class E Civil Offense. If the provision is listed under paragraph (a) below, the otherwise applicable civil fine is reduced by 50% if the person charged shows in accordance with § 1501-15 that the violation has been corrected. If a person has previously been found to have violated the same provision of the Cincinnati Municipal Code within one year that person may be charged as a second offender and on being found to have committed a second or subsequent offense is liable for the civil fine for the subsequent offense provided below, the amount of which fine is specified in § 1501-99 and is not subject to reduction for correction of the violation.

(a) Class E Civil Offenses With Civil Fines Subject to 50% Reduction for Correction of Violation:

			<b>Civil Fine for Subsequent Offense</b>
(1)	§ 883-3	Public Assembly Permit	See § 883-23
(2)	§ 883-21	Prohibitions	See § 883-23
(3)	§ 1247-15	Material Safety Data Sheets	Class E
(4)	§ 1247-17	Location of Toxic or Hazardous Substance	Class E
(5)	§ 1113-03	Prohibitions of Certain Excavations, Fills or Grades	Class E

(b) Class E Civil Offenses With Civil Fines Not Subject to 50% Reduction for Correction of Violation:

			<b>Civil Fine for Subsequent Offense</b>
(1)	§ 703-1	Blasting Unlawful Without Permit	Class E
(2)	§ 729-30	Dumping	Class E
(3)		Reserved	

			<b>Civil Fine for Subsequent Offense</b>
(4)	§ 881-19	Prohibitions	Class E
(5)	§ 1247-9	Labeling of Toxic and Hazardous Substances	Class E
(6)	§ 1247-27	Falsification of Information	Class E
(7)	§ 759-3	Use of a Motor Vehicle for Prostitution or Solicitation Prohibited	Class E3
(8)	§ 701-50	Nuisance, Dangerous, and Vicious Dogs	Class E
(9)	<u>§ 759-6</u>	<u>Use of a Motor Vehicle for Street Racing, Stunt Driving, and Street Takeovers Prohibited</u>	<u>Class E3</u>

Section 6. That this ordinance shall be an emergency measure necessary for the preservation of the public peace, health, safety, and general welfare and shall, subject to the terms of Article II, Section 6 of the Charter, be effective immediately. The reason for the emergency is the immediate need to ensure the safety and welfare of the residents of Cincinnati.

Passed: \_\_\_\_\_, 2026

\_\_\_\_\_  
Aftab Pureval, Mayor

Attest: \_\_\_\_\_  
Clerk

\_\_\_\_\_  
Deletions are indicated by strikethrough; additions are indicated by underline.

May 28, 2026

**TO:** Mayor and Members of City Council

202601660

**FROM:** Sheryl M.M. Long, City Manager

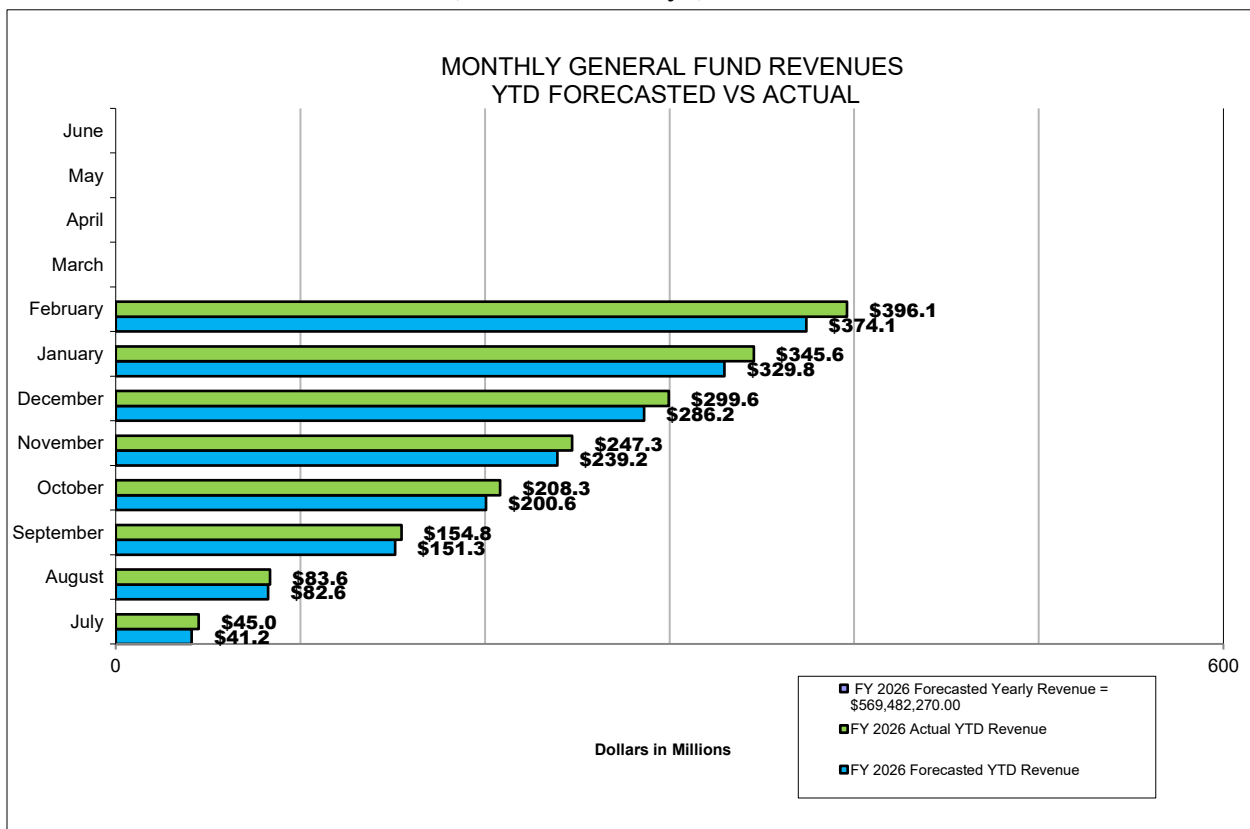
**SUBJECT:** Department of Finance Reports for the Month Ended February 28, 2026

**FEBRUARY 2026**  
**MONTHLY FINANCIAL REPORTS**

The following report provides an update on the City of Cincinnati’s financial condition as of the month ending February 28, 2026. This report represents the eighth report for the new 2026 fiscal year, ending June 30, 2026. Variances are based on current year estimates and prior year activity in attached schedules.

A more detailed explanation of revenues and expenditures is attached for review, including reports comparing the current year’s actual revenue vs. forecasted revenue and prior year’s actual revenue vs. current year actual revenue. Both of those reports are presented on a monthly and year-to-date basis.

The chart below portrays the performance of actual revenue collected against the forecasted revenue collected through February 28, 2026 and shows that actual revenue of \$396.1 million was above forecasted revenue of \$374.1 million by \$22.0 million.



The major revenue components of the General Fund are listed in the table below. This table highlights the year-to-date variance (favorable and unfavorable) in General Fund revenue collections as compared to forecasted revenue collections. Each major category that differs significantly from forecasted collections will be discussed in further detail.

## GENERAL FUND REVENUE SOURCES

	FAVORABLE VARIANCE	(UNFAVORABLE) VARIANCE	PERCENTAGE VARIANCE
General Property Tax	159,617		0.46%
City Income Tax	7,210,423		3.07%
Admissions Tax	1,864,324		23.88%
Short Term Rental Excise Tax	253,461		16.60%
Licenses & Permits	392,004		1.81%
Fines, Forfeitures, & Penalties		(435,513)	-11.90%
Investment Income	2,784,075		19.34%
Local Government	3,404,460		30.35%
Casino	199,530		2.69%
Police	6,246,215		94.08%
Buildings and Inspections		(6,691)	-0.16%
Fire	771,410		11.53%
Parking Meter	100		0.01%
Other		(832,346)	-4.39%
	23,285,618	(1,274,550)	
Difference	22,011,068		

**General Fund (favorable variance) is \$22.0 million above** the amount forecasted through February in the FY 2026 Budget. This is the eighth month's report for the new fiscal year. What follows is an explanation of significant variances of individual General Fund revenue components.

**Income Tax (favorable variance) is \$7.2 million above** the forecasted amount. Positive variance includes a claw back of ~\$4.5m that will be reclassified to "Other" in the March report. Finance will continue to monitor income tax trends closely.

**Admissions Tax (favorable variance) is \$1.9 million above** the forecasted amount. This is due to extended seasons for the Reds and FC Cincinnati as well as higher ticket prices for other events.

**Fines, Forfeitures & Penalties (unfavorable variance) is \$436k below** the forecasted amount. Civil fines and moving violations are trending lower than estimated. Finance will work with Law to keep an eye on this category.

**Investment Income (favorable variance) is \$2.8 million above** the forecasted amount. This is due to earnings being generated on a portfolio balance that is higher than previously anticipated.

**Police (favorable variance) is \$6.2 million above** the forecasted amount. The department's detailed estimate was understated; therefore, we project this category finishing well above estimate for the year.

**Fire (favorable variance) is \$771k above** the forecasted amount. Fire's EMS third party vendor has received collections from prior periods as they continue to recover from their cyberattack.

#### **Restricted Funds:**

**Convention Center (unfavorable variance) is \$1.0 million below** the forecasted amount due to a delay in receipting funds from the management contractor. This variance will be corrected as they get caught up.

**General Aviation (favorable variance) is \$634k above** the forecasted amount. The department's detailed estimate was understated because of the timing of execution of a third-party collection contract. They expect to finish the fiscal year with a favorable variance of ~\$275k.

**Golf (favorable variance) is \$1.1 million above** the forecasted amount. Staff have caught up on receipting, and weather conditions have been better than anticipated.

**CAGIS (unfavorable variance) is \$934k below** the forecasted amount. Due to contract changes billing has not been able to be sent out yet this year. Once the contract is resolved and billings are initiated and paid, the variance should level out.

**Streetcar (unfavorable variance) is \$578k below** the forecasted amount. This is due to a delay in drawing down grant revenue for preventive maintenance reimbursements. This will be resolved once the reimbursements are received.

**CLEAR (unfavorable variance) is \$802k below** the forecasted amount. This is due to a timing variance in invoicing and will resolve itself when ETS catches back up.

Submitted herewith are the following Department of Finance reports:

1. Comparative Statement of Revenue and Expenditures (Actual, Forecast and Prior Year) as of February 28, 2026.
2. Audit of the City Treasurer's Report for the month ended January 31, 2025.
3. Statement of Balances in the various funds as of February 28, 2026.

By approval of this report, City Council appropriates the revenues received in the various restricted funds on the attached Statement of Balances and as stated in greater detail on the records maintained by the Department of Finance, Division of Accounts & Audits. Such revenues are to be expended in accordance with the purposes for which the funds were established.

cc: William "Billy" Weber, Assistant City Manager  
Steve Webb, Finance Director



*Interdepartmental  
Correspondence Sheet*

April 10, 2026

**TO:** Mayor and Members of City Council *CW*

**FROM:** Cheryl Watson, Finance Manager, Accounts & Audits

**SUBJECT:** Audit of the City Treasurer's Report for the Month Ended January 31, 2026

In accordance with Article IX, Section 5, of the Administrative Code of the City of Cincinnati, the Finance Manager of Accounts and Audits has examined the Statement of the City Treasurer for the month ended January 31, 2026 and has found it to be correct.

We have on file certifications from banking institutions showing the amounts on deposit as of January 31, 2026.

**General Account**

Certified US Bank Balance	\$2,762,250.76	
Certified Fifth Third Bank Balance	<u>\$53,200,587.89</u>	\$55,962,838.65
Adjusted for:		
Outstanding Checks	(\$14,141,682.13)	
Net Deposits in Transit	\$3,228,040.42	
Reconciling Items	<u>\$18,704.05</u>	<u>(\$10,894,937.66)</u>
City of Cincinnati Treasurer's Balance		<u><u>\$45,067,900.99</u></u>

**Parking System Facilities**

Certified Fifth Third Bank Balance		\$25,048.10
Adjusted for:		
Outstanding Checks	\$0.00	
Interest	(\$2,518.33)	
Net Deposits in Transit	\$0.00	
Reconciling Items	<u>\$0.00</u>	<u>(\$2,518.33)</u>
City of Cincinnati Treasurer's Balance		<u><u>\$22,529.77</u></u>

**Retirement System**

Certified US Bank Balance		\$9,038,172.73
---------------------------	--	----------------

## Adjustment for:

Outstanding Checks

(\$10,567.96)

Net Deposit in Transit

\$14,015,370.42

Reconciling Items

\$0.00\$14,004,802.46

City of Cincinnati Treasurer's Balance

\$23,042,975.19

March 23, 2026

To: Mayor and Members of City Council

From: Nicole D. Lee, City Treasurer *nl*

Subject: There is transmitted herewith the report of the City Treasurer's Office, at January 31, 2026 submitted in accordance with Section 301-17 of the Cincinnati Municipal Code.

---

Cash on hand and in the bank to the credit of the following:

**CASH ON HAND IN THE BANK:**

General Account	\$45,067,900.99
Parking System Facilities Account	22,529.77
Retirement System Account	23,042,975.19
Total Treasury Balances	\$68,133,405.95

Investments, in the custody of the City Treasurer, to the credit of the following:

**SECURITIES OF CITY OF CINCINNATI**

Beginning Investments	\$1,568,992,028.84
Purchases	35,000,000.00
Maturities	(10,000,000.00)
Ending Investments	\$1,593,992,028.84

Attachment

**BANK RECONCILIATION  
FOR THE MONTH ENDED 01/31/2026**

**GENERAL ACCOUNT :**

US Bank Balance - City of Cincinnati (#930-0443)	\$	2,762,250.76
Fifth Third Balance - General Fund (#9990200041)		<u>53,200,587.89</u>
<b>Certified General Account Bank Balance Total</b>	<b>\$</b>	<b><u><u>55,962,838.65</u></u></b>

**Adjusted for :**

Outstanding Checks	\$	(14,141,682.13)
Net Deposits in Transit		3,228,040.42
Reconciling Items		<u>18,704.05</u>
	(A)	<u><u>(10,894,937.66)</u></u>

<b>TREASURER'S BALANCE</b>	<b>\$</b>	<b><u><u>45,067,900.99</u></u></b>
----------------------------	-----------	------------------------------------

**PARKING SYSTEM FACILITIES :**

Certified Fifth Third Bank Balance (#7021328955)	\$	<u>25,048.10</u>
--	----	------------------

**Adjusted for :**

Outstanding Checks	\$	0.00
Interest		(2,518.33)
Net Deposits in Transit		0.00
Reconciling Items		<u>0.00</u>
	(B)	<u><u>(2,518.33)</u></u>

<b>TREASURER'S BALANCE</b>	<b>\$</b>	<b><u><u>22,529.77</u></u></b>
----------------------------	-----------	--------------------------------

**RETIREMENT SYSTEM :**

Certified US Bank Balance	\$	<u>9,038,172.73</u>
---------------------------	----	---------------------

**Adjusted for :**

Outstanding Checks	\$	(10,567.96)
Net Deposits in Transit		14,015,370.42
Reconciling Items		<u>0.00</u>
	(C)	<u><u>14,004,802.46</u></u>

<b>TREASURER'S BALANCE</b>	<b>\$</b>	<b><u><u>23,042,975.19</u></u></b>
----------------------------	-----------	------------------------------------

**MISCELLANEOUS RECONCILING ITEMS**

<b>(A) <u>GENERAL ACCOUNT :</u></b>	\$	<u>18,704.05</u>	0.00	
			0.00	Misc-Fifth Third
				Misc-US Bank
<b>(B) <u>PARKING ACCOUNT :</u></b>	\$	<b>0.00</b>	0.00	Unreceipted Deposits
			0.00	Returned Items
			0.00	Receipt Discrepancies
			0.00	Service Charge
<b>(C) <u>RETIREMENT SYSTEM:</u></b>	\$	<b>0.00</b>	0.00	Withdrawal Discrepancy
			0.00	Receipt Discrepancy
			0.00	Check disbursement error
			0.00	Service Charge

CITY OF CINCINNATI - DEPARTMENT OF FINANCE  
 DIVISION OF ACCOUNTS AND AUDITS  
 COMPARATIVE STATEMENT OF REVENUE  
 AS OF 2026/02/28

	<u>BUDGETED</u>	<u>ACTUAL THIS MONTH</u>	<u>A ACTUAL YTD</u>	<u>B FORECAST YTD</u>	<u>(A-B) / B ACTUAL VS FORECAST %</u>	<u>A-B ACTUAL VS FORECAST \$FAV(UNFAV)</u>	<u>C ACTUAL PRIOR YTD</u>	<u>(A-C) / B ACT YTD VS PRI YTD %</u>	<u>A-C ACT YTD VS PRI YTD \$FAV(UNFAV)</u>
<b>TAXES</b>									
General Property Tax	47,937,614.00	11,880,000.00	34,636,348.52	34,476,731.99	.46	159,616.53	42,276,908.28	-22.16	-7,640,559.76
City Income Tax	370,770,000.00	30,669,321.60	241,796,601.61	234,586,179.00	3.07	7,210,422.61	237,277,879.34	1.93	4,518,722.27
Admissions Taxes	10,205,500.00	610,285.38	9,670,510.54	7,806,186.95	23.88	1,864,323.59	9,212,749.77	5.86	457,760.77
Short Term Rental Excise Tax	2,100,000.00	39,618.33	1,779,950.79	1,526,490.00	16.60	253,460.79	1,529,676.60	16.40	250,274.19
<b>LICENSES &amp; PERMITS</b>									
Licenses & Permits	32,700,100.00	2,613,883.01	22,038,981.41	21,646,977.04	1.81	392,004.37	21,676,672.82	1.67	362,308.59
<b>COURTS &amp; USE OF MONEY &amp; PROPERTY</b>									
Fines, Forfeitures, & Penalties	5,211,000.00	344,137.86	3,224,693.33	3,660,206.40	-11.90	-435,513.07	3,281,892.25	-1.56	-57,198.92
Investment Income	24,816,970.00	.00	17,177,917.37	14,393,842.60	19.34	2,784,074.77	11,416,245.24	40.03	5,761,672.13
General Concessions, Rents, & Commission	119,440.00	3,434.14	582,931.33	47,190.74	1,135.27	535,740.59	65,975.74	1,095.46	516,955.59
<b>REVENUE FROM OTHER AGENCIES</b>									
Local Government	16,171,363.00	1,906,119.25	14,622,534.59	11,218,074.51	30.35	3,404,460.08	10,914,765.48	33.05	3,707,769.11
Other	1,251,120.00	86,893.08	1,115,476.35	1,195,194.94	-6.67	-79,718.59	8,170,159.75	-590.25	-7,054,683.40
Casino	10,000,003.00	.00	7,612,532.22	7,413,002.22	2.69	199,530.00	7,442,109.84	2.30	170,422.38
<b>CHARGES FOR CURRENT SERVICES</b>									
General Government	16,289,756.92	115,751.14	15,180,669.18	14,683,586.89	3.39	497,082.29	13,610,663.29	10.69	1,570,005.89
Police	10,891,290.00	1,388,763.24	12,885,545.43	6,639,330.38	94.08	6,246,215.05	6,623,794.62	94.31	6,261,750.81
Buildings and Inspections	5,698,460.00	419,191.25	4,067,137.94	4,073,829.05	-.16	-6,691.11	3,986,711.96	1.97	80,425.98
Miscellaneous Charges	300,000.00	132.14	5,108.30	124,260.00	-95.89	-119,151.70	60,028.27	-44.20	-54,919.97
Fire	9,664,500.00	232,614.00	7,459,243.75	6,687,834.00	11.53	771,409.75	6,784,554.49	10.09	674,689.26
Parking Meter	1,500,000.00	125,000.00	1,000,000.00	999,900.00	.01	100.00	33,333.32	96.68	966,666.68
<b>MISCELLANEOUS REVENUE</b>									
Miscellaneous Revenue	4,515,430.00	91,359.89	1,222,674.01	2,888,972.11	-57.68	-1,666,298.10	3,221,841.34	-69.20	-1,999,167.33
<b>UNKNOWN</b>									
8694	.00	.00	.00	.00	.00	.00	284.15	.00	-284.15
<b>Total for General Fund - 050</b>	<b>570,142,546.92</b>	<b>50,526,504.31</b>	<b>396,078,856.67</b>	<b>374,067,788.83</b>	<b>5.88</b>	<b>22,011,067.84</b>	<b>387,586,246.55</b>	<b>2.27</b>	<b>8,492,610.12</b>
<b>TOTAL</b>	<b>570,142,546.92</b>	<b>50,526,504.31</b>	<b>396,078,856.67</b>	<b>374,067,788.83</b>	<b>5.88</b>	<b>22,011,067.84</b>	<b>387,586,246.55</b>	<b>2.27</b>	<b>8,492,610.12</b>

CITY OF CINCINNATI - DEPARTMENT OF FINANCE  
DIVISION OF ACCOUNTS AND AUDITS  
COMPARATIVE STATEMENT OF REVENUE  
AS OF 2026/02/28

Fund - Name	BUDGETED	ACTUAL THIS MONTH	A ACTUAL YTD	B FORECAST YTD	(A-B) / B ACTUAL VS FORECAST %	A-B ACTUAL VS FORECAST \$FAV(UNFAV)	C ACTUAL PRIOR YTD	(A-C) / B ACT YTD VS PRI YTD %	A-C ACT YTD VS PRI YTD \$FAV(UNFAV)
101-Water Works	230,728,677.37	17,347,548.42	177,784,969.29	159,364,297.46	11.56	18,420,671.83	151,732,332.03	16.35	26,052,637.26
102-Parking System Facil	6,234,560.00	774,336.08	4,863,945.20	4,190,871.23	16.06	673,073.97	4,663,361.83	4.79	200,583.37
103-Convention-Expositio	6,665,600.00	113,497.78	2,173,825.85	3,181,490.88	-31.67	-1,007,665.03	3,477,506.17	-40.98	-1,303,680.32
104-General Aviation	2,640,000.00	491,858.47	2,350,568.41	1,716,528.00	36.94	634,040.41	1,771,493.72	33.74	579,074.69
105-Municipal Golf	8,489,500.00	140,847.57	5,743,483.68	4,676,016.60	22.83	1,067,467.08	5,242,909.04	10.71	500,574.64
107-Stormwater Managemen	30,752,430.00	2,648,818.78	21,374,077.64	20,456,516.44	4.49	917,561.20	20,339,749.78	5.06	1,034,327.86
301-Street Const Mainten	15,467,300.00	1,382,487.67	10,856,235.54	10,434,240.58	4.04	421,994.96	10,651,519.35	1.96	204,716.19
302-Income Tax Infrastru	23,920,650.00	1,992,040.88	15,766,661.90	14,976,718.97	5.27	789,942.94	15,413,646.71	2.36	353,015.19
303-Parking Meter	3,980,000.00	211,131.97	2,813,287.94	2,570,284.00	9.45	243,003.94	3,028,472.47	-8.37	-215,184.53
306-Municipal Motor Vehi	4,114,000.00	364,281.45	2,910,486.71	2,764,608.00	5.28	145,878.71	2,918,222.37	-2.28	-7,735.66
318-Sawyer Point	1,154,617.52	11,958.65	978,045.07	760,084.71	28.68	217,960.36	677,082.01	39.60	300,963.06
323-Recreation Special A	5,731,160.00	230,200.89	3,451,257.49	3,365,910.27	2.54	85,347.22	3,769,069.39	-9.44	-317,811.90
329-Cincinnati Riverfron	1,556,000.00	186,444.24	985,982.37	818,922.80	20.40	167,059.57	772,804.50	26.03	213,177.87
347-Hazard Abatement Fun	383,580.00	32,178.00	343,745.77	170,424.59	101.70	173,321.18	139,287.77	119.97	204,458.00
364-911 Cell Phone Fees	1,300,000.00	449,508.11	1,225,470.97	604,110.00	102.86	621,360.97	769,962.41	75.40	455,508.56
377-Safe & Clean	45,830.00	11,687.64	34,749.63	31,453.13	10.48	3,296.50	31,455.06	10.47	3,294.57
395-Community Health Cen	30,030,910.00	1,423,745.54	21,986,359.23	18,646,192.02	17.91	3,340,167.21	17,947,743.42	21.66	4,038,615.81
416-Cincinnati Health Di	620,000.00	31,645.11	376,702.81	419,430.00	-10.19	-42,727.19	458,691.36	-19.55	-81,988.55
449-Cinti Area Geographi	4,713,220.00	.00	1,877,031.71	2,811,907.05	-33.25	-934,875.34	2,465,668.90	-20.93	-588,637.19
455-Streetcar Operations	5,539,750.00	188,931.41	2,159,436.66	2,737,744.45	-21.12	-578,307.79	2,174,196.81	-5.4	-14,760.15
457-CLEAR	6,355,880.00	415,387.38	3,088,593.17	3,891,069.74	-20.62	-802,476.57	2,549,746.59	13.85	538,846.58

050  
 RUN DATE: 03/10/2026  
 RUN TIME: 08.23.49

CITY OF CINCINNATI - DEPARTMENT OF FINANCE  
 DIVISION OF ACCOUNTS AND AUDITS  
 STATEMENT OF BALANCES - FUND SUMMARY  
 APPROPRIATED FUNDS  
 CURRENT YEAR BALANCES  
 AS OF 02 / 28 / 2026

PGM ID: CFSFA103  
 PAGE: 1

<u>ORIGINAL AUTHORIZATION</u>	<u>ADJUSTED AUTHORIZATION</u>	<u>EXPENDITURES AMOUNT</u>	<u>UNEXPENDED BALANCE</u>	<u>ENCUMBRANCE AMOUNT</u>	<u>UNENCUMBERED BALANCE</u>	<u>PRE-ENCUMBERED AMOUNT</u>	
050 General FUND	543,001,740.00	620,963,523.00	390,816,393.70	230,147,129.30	23,246,186.44	206,900,942.86	1,118,491.92
PERCENT EXPENDED:	62.9	PERCENT EXPENDED AND ENCUMBERED:		66.7			

101  
 RUN DATE: 03/10/2026  
 RUN TIME: 08.23.49

CITY OF CINCINNATI - DEPARTMENT OF FINANCE  
 DIVISION OF ACCOUNTS AND AUDITS  
 STATEMENT OF BALANCES - FUND SUMMARY  
 APPROPRIATED FUNDS  
 CURRENT YEAR BALANCES  
 AS OF 02 / 28 / 2026

PGM ID: CFSFA103  
 PAGE: 2

	<u>ORIGINAL AUTHORIZATION</u>	<u>ADJUSTED AUTHORIZATION</u>	<u>EXPENDITURES AMOUNT</u>	<u>UNEXPENDED BALANCE</u>	<u>ENCUMBRANCE AMOUNT</u>	<u>UNENCUMBERED BALANCE</u>	<u>PRE-ENCUMBERED AMOUNT</u>
<i>101 Water Works FUND</i>	179,626,160.00	179,626,160.00	102,270,352.11	77,355,807.89	14,619,404.02	62,736,403.87	1,757,721.58
<i>PERCENT EXPENDED:</i>	<i>56.9</i>	<i>PERCENT EXPENDED AND ENCUMBERED:</i>		<i>65.1</i>			

102  
 RUN DATE: 03/10/2026  
 RUN TIME: 08.23.49

CITY OF CINCINNATI - DEPARTMENT OF FINANCE  
 DIVISION OF ACCOUNTS AND AUDITS  
 STATEMENT OF BALANCES - FUND SUMMARY  
 APPROPRIATED FUNDS  
 CURRENT YEAR BALANCES  
 AS OF 02 / 28 / 2026

PGM ID: CFSFA103  
 PAGE: 3

	<u>ORIGINAL AUTHORIZATION</u>	<u>ADJUSTED AUTHORIZATION</u>	<u>EXPENDITURES AMOUNT</u>	<u>UNEXPENDED BALANCE</u>	<u>ENCUMBRANCE AMOUNT</u>	<u>UNENCUMBERED BALANCE</u>	<u>PRE-ENCUMBERED AMOUNT</u>
<i>102 Parking System Facilities FUND</i>							
	7,424,700.00	7,424,700.00	3,406,826.87	4,017,873.13	1,512,793.52	2,505,079.61	.00
<b>PERCENT EXPENDED:</b>	<b>45.9</b>	<b>PERCENT EXPENDED AND ENCUMBERED:</b>		<b>66.3</b>			

103  
 RUN DATE: 03/10/2026  
 RUN TIME: 08.23.49

CITY OF CINCINNATI - DEPARTMENT OF FINANCE  
 DIVISION OF ACCOUNTS AND AUDITS  
 STATEMENT OF BALANCES - FUND SUMMARY  
 APPROPRIATED FUNDS  
 CURRENT YEAR BALANCES  
 AS OF 02 / 28 / 2026

PGM ID: CFSFA103  
 PAGE: 4

	<u>ORIGINAL AUTHORIZATION</u>	<u>ADJUSTED AUTHORIZATION</u>	<u>EXPENDITURES AMOUNT</u>	<u>UNEXPENDED BALANCE</u>	<u>ENCUMBRANCE AMOUNT</u>	<u>UNENCUMBERED BALANCE</u>	<u>PRE-ENCUMBERED AMOUNT</u>
<i>103 Convention-Exposition Center FUND</i>							
	7,478,310.00	9,278,310.00	1,806,570.85	7,471,739.15	6,633,197.85	838,541.30	.00
<i>PERCENT EXPENDED:</i>	<i>19.5</i>	<i>PERCENT EXPENDED AND ENCUMBERED:</i>		<i>91.0</i>			

104  
 RUN DATE: 03/10/2026  
 RUN TIME: 08.23.49

CITY OF CINCINNATI - DEPARTMENT OF FINANCE  
 DIVISION OF ACCOUNTS AND AUDITS  
 STATEMENT OF BALANCES - FUND SUMMARY  
 APPROPRIATED FUNDS  
 CURRENT YEAR BALANCES  
 AS OF 02 / 28 / 2026

PGM ID: CFSFA103  
 PAGE: 5

	<u>ORIGINAL AUTHORIZATION</u>	<u>ADJUSTED AUTHORIZATION</u>	<u>EXPENDITURES AMOUNT</u>	<u>UNEXPENDED BALANCE</u>	<u>ENCUMBRANCE AMOUNT</u>	<u>UNENCUMBERED BALANCE</u>	<u>PRE-ENCUMBERED AMOUNT</u>
<i>104 General Aviation FUND</i>							
	2,517,310.00	2,517,310.00	1,427,232.35	1,090,077.65	260,946.83	829,130.82	1.00
<i>PERCENT EXPENDED:</i>	<i>56.7</i>	<i>PERCENT EXPENDED AND ENCUMBERED:</i>		<i>67.1</i>			

105  
 RUN DATE: 03/10/2026  
 RUN TIME: 08.23.49

CITY OF CINCINNATI - DEPARTMENT OF FINANCE  
 DIVISION OF ACCOUNTS AND AUDITS  
 STATEMENT OF BALANCES - FUND SUMMARY  
 APPROPRIATED FUNDS  
 CURRENT YEAR BALANCES  
 AS OF 02 / 28 / 2026

PGM ID: CFSFA103  
 PAGE: 6

	<u>ORIGINAL AUTHORIZATION</u>	<u>ADJUSTED AUTHORIZATION</u>	<u>EXPENDITURES AMOUNT</u>	<u>UNEXPENDED BALANCE</u>	<u>ENCUMBRANCE AMOUNT</u>	<u>UNENCUMBERED BALANCE</u>	<u>PRE-ENCUMBERED AMOUNT</u>
<i>105 Municipal Golf FUND</i>	7,871,360.00	8,351,360.00	5,882,180.67	2,469,179.33	1,523,670.47	945,508.86	.00
<i>PERCENT EXPENDED:</i>	<i>70.4</i>	<i>PERCENT EXPENDED AND ENCUMBERED:</i>		<i>88.7</i>			

107  
 RUN DATE: 03/10/2026  
 RUN TIME: 08.23.49

CITY OF CINCINNATI - DEPARTMENT OF FINANCE  
 DIVISION OF ACCOUNTS AND AUDITS  
 STATEMENT OF BALANCES - FUND SUMMARY  
 APPROPRIATED FUNDS  
 CURRENT YEAR BALANCES  
 AS OF 02 / 28 / 2026

PGM ID: CFSFA103  
 PAGE: 7

	<u>ORIGINAL AUTHORIZATION</u>	<u>ADJUSTED AUTHORIZATION</u>	<u>EXPENDITURES AMOUNT</u>	<u>UNEXPENDED BALANCE</u>	<u>ENCUMBRANCE AMOUNT</u>	<u>UNENCUMBERED BALANCE</u>	<u>PRE-ENCUMBERED AMOUNT</u>
<i>107 Stormwater Management FUND</i>	34,542,060.00	37,007,060.00	17,683,241.41	19,323,818.59	5,957,560.37	13,366,258.22	1,221,380.00
<b>PERCENT EXPENDED:</b>	<b>47.8</b>	<b>PERCENT EXPENDED AND ENCUMBERED:</b>		<b>63.9</b>			

151  
 RUN DATE: 03/10/2026  
 RUN TIME: 08.23.49

CITY OF CINCINNATI - DEPARTMENT OF FINANCE  
 DIVISION OF ACCOUNTS AND AUDITS  
 STATEMENT OF BALANCES - FUND SUMMARY  
 APPROPRIATED FUNDS  
 CURRENT YEAR BALANCES  
 AS OF 02 / 28 / 2026

PGM ID: CFSFA103  
 PAGE: 8

	<u>ORIGINAL AUTHORIZATION</u>	<u>ADJUSTED AUTHORIZATION</u>	<u>EXPENDITURES AMOUNT</u>	<u>UNEXPENDED BALANCE</u>	<u>ENCUMBRANCE AMOUNT</u>	<u>UNENCUMBERED BALANCE</u>	<u>PRE-ENCUMBERED AMOUNT</u>
<i>151 Bond Retirement - City FUND</i>							
	76,233,280.00	76,233,280.00	57,268,175.83	18,965,104.17	204,198.55	18,760,905.62	.00
<i>PERCENT EXPENDED:</i>	<i>75.1</i>	<i>PERCENT EXPENDED AND ENCUMBERED:</i>		<i>75.4</i>			

301  
 RUN DATE: 03/10/2026  
 RUN TIME: 08.23.49

CITY OF CINCINNATI - DEPARTMENT OF FINANCE  
 DIVISION OF ACCOUNTS AND AUDITS  
 STATEMENT OF BALANCES - FUND SUMMARY  
 APPROPRIATED FUNDS  
 CURRENT YEAR BALANCES  
 AS OF 02 / 28 / 2026

PGM ID: CFSFA103  
 PAGE: 9

	<u>ORIGINAL AUTHORIZATION</u>	<u>ADJUSTED AUTHORIZATION</u>	<u>EXPENDITURES AMOUNT</u>	<u>UNEXPENDED BALANCE</u>	<u>ENCUMBRANCE AMOUNT</u>	<u>UNENCUMBERED BALANCE</u>	<u>PRE-ENCUMBERED AMOUNT</u>
<i>301 Street Const Maintenance &amp; Rep FUND</i>							
	18,405,440.00	18,405,440.00	11,306,707.23	7,098,732.77	1,512,124.42	5,586,608.35	1.00
<b>PERCENT EXPENDED:</b>	<b>61.4</b>	<b>PERCENT EXPENDED AND ENCUMBERED:</b>		<b>69.6</b>			

302  
 RUN DATE: 03/10/2026  
 RUN TIME: 08.23.49

CITY OF CINCINNATI - DEPARTMENT OF FINANCE  
 DIVISION OF ACCOUNTS AND AUDITS  
 STATEMENT OF BALANCES - FUND SUMMARY  
 APPROPRIATED FUNDS  
 CURRENT YEAR BALANCES  
 AS OF 02 / 28 / 2026

PGM ID: CFSFA103  
 PAGE: 10

	<u>ORIGINAL AUTHORIZATION</u>	<u>ADJUSTED AUTHORIZATION</u>	<u>EXPENDITURES AMOUNT</u>	<u>UNEXPENDED BALANCE</u>	<u>ENCUMBRANCE AMOUNT</u>	<u>UNENCUMBERED BALANCE</u>	<u>PRE-ENCUMBERED AMOUNT</u>
<i>302 Income Tax Infrastructure FUND</i>							
	25,985,790.00	25,985,790.00	16,511,860.10	9,473,929.90	721,245.45	8,752,684.45	.00
<i>PERCENT EXPENDED:</i>	<i>63.5</i>	<i>PERCENT EXPENDED AND ENCUMBERED:</i>		<i>66.3</i>			

303  
 RUN DATE: 03/10/2026  
 RUN TIME: 08.23.49

CITY OF CINCINNATI - DEPARTMENT OF FINANCE  
 DIVISION OF ACCOUNTS AND AUDITS  
 STATEMENT OF BALANCES - FUND SUMMARY  
 APPROPRIATED FUNDS  
 CURRENT YEAR BALANCES  
 AS OF 02 / 28 / 2026

PGM ID: CFSFA103  
 PAGE: 11

	<u>ORIGINAL AUTHORIZATION</u>	<u>ADJUSTED AUTHORIZATION</u>	<u>EXPENDITURES AMOUNT</u>	<u>UNEXPENDED BALANCE</u>	<u>ENCUMBRANCE AMOUNT</u>	<u>UNENCUMBERED BALANCE</u>	<u>PRE-ENCUMBERED AMOUNT</u>
<i>303 Parking Meter FUND</i>	5,113,310.00	5,163,060.00	3,668,134.02	1,494,925.98	584,010.06	910,915.92	60,000.00
<i>PERCENT EXPENDED:</i>	<i>71.0</i>	<i>PERCENT EXPENDED AND ENCUMBERED:</i>		<i>82.4</i>			

306  
 RUN DATE: 03/10/2026  
 RUN TIME: 08.23.49

CITY OF CINCINNATI - DEPARTMENT OF FINANCE  
 DIVISION OF ACCOUNTS AND AUDITS  
 STATEMENT OF BALANCES - FUND SUMMARY  
 APPROPRIATED FUNDS  
 CURRENT YEAR BALANCES  
 AS OF 02 / 28 / 2026

PGM ID: CFSFA103  
 PAGE: 12

	<u>ORIGINAL AUTHORIZATION</u>	<u>ADJUSTED AUTHORIZATION</u>	<u>EXPENDITURES AMOUNT</u>	<u>UNEXPENDED BALANCE</u>	<u>ENCUMBRANCE AMOUNT</u>	<u>UNENCUMBERED BALANCE</u>	<u>PRE-ENCUMBERED AMOUNT</u>
<i>306 Municipal Motor Vehicle Lic Tx FUND</i>							
	5,107,480.00	5,107,480.00	2,400,228.83	2,707,251.17	57,985.99	2,649,265.18	.00
<i>PERCENT EXPENDED:</i>	<i>47.0</i>	<i>PERCENT EXPENDED AND ENCUMBERED:</i>		<i>48.1</i>			

318  
 RUN DATE: 03/10/2026  
 RUN TIME: 08.23.49

CITY OF CINCINNATI - DEPARTMENT OF FINANCE  
 DIVISION OF ACCOUNTS AND AUDITS  
 STATEMENT OF BALANCES - FUND SUMMARY  
 APPROPRIATED FUNDS  
 CURRENT YEAR BALANCES  
 AS OF 02 / 28 / 2026

PGM ID: CFSFA103  
 PAGE: 13

	<u>ORIGINAL AUTHORIZATION</u>	<u>ADJUSTED AUTHORIZATION</u>	<u>EXPENDITURES AMOUNT</u>	<u>UNEXPENDED BALANCE</u>	<u>ENCUMBRANCE AMOUNT</u>	<u>UNENCUMBERED BALANCE</u>	<u>PRE-ENCUMBERED AMOUNT</u>
<i>318 Sawyer Point FUND</i>							
	1,328,360.00	1,584,477.00	466,900.24	1,117,576.76	158,030.13	959,546.63	.00
<i>PERCENT EXPENDED:</i>	<i>29.5</i>	<i>PERCENT EXPENDED AND ENCUMBERED:</i>		<i>39.4</i>			

323  
 RUN DATE: 03/10/2026  
 RUN TIME: 08.23.49

CITY OF CINCINNATI - DEPARTMENT OF FINANCE  
 DIVISION OF ACCOUNTS AND AUDITS  
 STATEMENT OF BALANCES - FUND SUMMARY  
 APPROPRIATED FUNDS  
 CURRENT YEAR BALANCES  
 AS OF 02 / 28 / 2026

PGM ID: CFSFA103  
 PAGE: 14

	<u>ORIGINAL AUTHORIZATION</u>	<u>ADJUSTED AUTHORIZATION</u>	<u>EXPENDITURES AMOUNT</u>	<u>UNEXPENDED BALANCE</u>	<u>ENCUMBRANCE AMOUNT</u>	<u>UNENCUMBERED BALANCE</u>	<u>PRE-ENCUMBERED AMOUNT</u>
<i>323 Recreation Special Activities FUND</i>							
	6,393,140.00	7,567,140.00	4,084,356.05	3,482,783.95	301,564.72	3,181,219.23	125,000.00
<i>PERCENT EXPENDED:</i>	<i>54.0</i>	<i>PERCENT EXPENDED AND ENCUMBERED:</i>		<i>58.0</i>			

329  
 RUN DATE: 03/10/2026  
 RUN TIME: 08.23.49

CITY OF CINCINNATI - DEPARTMENT OF FINANCE  
 DIVISION OF ACCOUNTS AND AUDITS  
 STATEMENT OF BALANCES - FUND SUMMARY  
 APPROPRIATED FUNDS  
 CURRENT YEAR BALANCES  
 AS OF 02 / 28 / 2026

PGM ID: CFSFA103  
 PAGE: 15

	<u>ORIGINAL AUTHORIZATION</u>	<u>ADJUSTED AUTHORIZATION</u>	<u>EXPENDITURES AMOUNT</u>	<u>UNEXPENDED BALANCE</u>	<u>ENCUMBRANCE AMOUNT</u>	<u>UNENCUMBERED BALANCE</u>	<u>PRE-ENCUMBERED AMOUNT</u>
<i>329 Cincinnati Riverfront Park FUND</i>							
	1,691,700.00	1,746,780.00	250,719.14	1,496,060.86	175,820.95	1,320,239.91	.00
<b>PERCENT EXPENDED:</b>	<b>14.4</b>	<b>PERCENT EXPENDED AND ENCUMBERED:</b>		<b>24.4</b>			

347  
 RUN DATE: 03/10/2026  
 RUN TIME: 08.23.49

CITY OF CINCINNATI - DEPARTMENT OF FINANCE  
 DIVISION OF ACCOUNTS AND AUDITS  
 STATEMENT OF BALANCES - FUND SUMMARY  
 APPROPRIATED FUNDS  
 CURRENT YEAR BALANCES  
 AS OF 02 / 28 / 2026

PGM ID: CFSFA103  
 PAGE: 16

	<u>ORIGINAL AUTHORIZATION</u>	<u>ADJUSTED AUTHORIZATION</u>	<u>EXPENDITURES AMOUNT</u>	<u>UNEXPENDED BALANCE</u>	<u>ENCUMBRANCE AMOUNT</u>	<u>UNENCUMBERED BALANCE</u>	<u>PRE-ENCUMBERED AMOUNT</u>
<i>347 Hazard Abatement Fund FUND</i>							
	798,170.00	798,170.00	26,758.78	771,411.22	18,180.00	753,231.22	.00
<i>PERCENT EXPENDED:</i>	<i>3.4</i>	<i>PERCENT EXPENDED AND ENCUMBERED:</i>		<i>5.6</i>			

364  
 RUN DATE: 03/10/2026  
 RUN TIME: 08.23.49

CITY OF CINCINNATI - DEPARTMENT OF FINANCE  
 DIVISION OF ACCOUNTS AND AUDITS  
 STATEMENT OF BALANCES - FUND SUMMARY  
 APPROPRIATED FUNDS  
 CURRENT YEAR BALANCES  
 AS OF 02 / 28 / 2026

PGM ID: CFSFA103  
 PAGE: 17

	<u>ORIGINAL AUTHORIZATION</u>	<u>ADJUSTED AUTHORIZATION</u>	<u>EXPENDITURES AMOUNT</u>	<u>UNEXPENDED BALANCE</u>	<u>ENCUMBRANCE AMOUNT</u>	<u>UNENCUMBERED BALANCE</u>	<u>PRE-ENCUMBERED AMOUNT</u>
<i>364 911 Cell Phone Fees FUND</i>	1,612,010.00	1,947,310.00	500,140.04	1,447,169.96	19,150.00	1,428,019.96	.00
<i>PERCENT EXPENDED:</i>	<i>25.7</i>	<i>PERCENT EXPENDED AND ENCUMBERED:</i>		<i>26.7</i>			

377  
 RUN DATE: 03/10/2026  
 RUN TIME: 08.23.49

CITY OF CINCINNATI - DEPARTMENT OF FINANCE  
 DIVISION OF ACCOUNTS AND AUDITS  
 STATEMENT OF BALANCES - FUND SUMMARY  
 APPROPRIATED FUNDS  
 CURRENT YEAR BALANCES  
 AS OF 02 / 28 / 2026

PGM ID: CFSFA103  
 PAGE: 18

	<u>ORIGINAL AUTHORIZATION</u>	<u>ADJUSTED AUTHORIZATION</u>	<u>EXPENDITURES AMOUNT</u>	<u>UNEXPENDED BALANCE</u>	<u>ENCUMBRANCE AMOUNT</u>	<u>UNENCUMBERED BALANCE</u>	<u>PRE-ENCUMBERED AMOUNT</u>
<i>377 Safe &amp; Clean FUND</i>	50,000.00	50,000.00	4,088.14	45,911.86	45,911.86	.00	.00
<i>PERCENT EXPENDED: 8.2 PERCENT EXPENDED AND ENCUMBERED:</i>				<i>100.0</i>			

395  
 RUN DATE: 03/10/2026  
 RUN TIME: 08.23.49

CITY OF CINCINNATI - DEPARTMENT OF FINANCE  
 DIVISION OF ACCOUNTS AND AUDITS  
 STATEMENT OF BALANCES - FUND SUMMARY  
 APPROPRIATED FUNDS  
 CURRENT YEAR BALANCES  
 AS OF 02 / 28 / 2026

PGM ID: CFSFA103  
 PAGE: 19

	<u>ORIGINAL AUTHORIZATION</u>	<u>ADJUSTED AUTHORIZATION</u>	<u>EXPENDITURES AMOUNT</u>	<u>UNEXPENDED BALANCE</u>	<u>ENCUMBRANCE AMOUNT</u>	<u>UNENCUMBERED BALANCE</u>	<u>PRE-ENCUMBERED AMOUNT</u>
<i>395 Community Health Center FUND</i>							
	31,042,320.00	33,042,320.00	18,693,768.44	14,348,551.56	3,695,690.19	10,652,861.37	.00
<b>PERCENT EXPENDED:</b>	<b>56.6</b>	<b>PERCENT EXPENDED AND ENCUMBERED:</b>		<b>67.8</b>			

416  
 RUN DATE: 03/10/2026  
 RUN TIME: 08.23.49

CITY OF CINCINNATI - DEPARTMENT OF FINANCE  
 DIVISION OF ACCOUNTS AND AUDITS  
 STATEMENT OF BALANCES - FUND SUMMARY  
 APPROPRIATED FUNDS  
 CURRENT YEAR BALANCES  
 AS OF 02 / 28 / 2026

PGM ID: CFSFA103  
 PAGE: 20

	<u>ORIGINAL AUTHORIZATION</u>	<u>ADJUSTED AUTHORIZATION</u>	<u>EXPENDITURES AMOUNT</u>	<u>UNEXPENDED BALANCE</u>	<u>ENCUMBRANCE AMOUNT</u>	<u>UNENCUMBERED BALANCE</u>	<u>PRE-ENCUMBERED AMOUNT</u>
<i>416 Cincinnati Health District FUND</i>	22,301,660.00	22,567,050.00	14,459,873.72	8,107,176.28	448,315.33	7,658,860.95	.00
<i>PERCENT EXPENDED:</i>	<i>64.1</i>	<i>PERCENT EXPENDED AND ENCUMBERED:</i>		<i>66.1</i>			

449  
 RUN DATE: 03/10/2026  
 RUN TIME: 08.23.49

CITY OF CINCINNATI - DEPARTMENT OF FINANCE  
 DIVISION OF ACCOUNTS AND AUDITS  
 STATEMENT OF BALANCES - FUND SUMMARY  
 APPROPRIATED FUNDS  
 CURRENT YEAR BALANCES  
 AS OF 02 / 28 / 2026

PGM ID: CFSFA103  
 PAGE: 21

	<u>ORIGINAL AUTHORIZATION</u>	<u>ADJUSTED AUTHORIZATION</u>	<u>EXPENDITURES AMOUNT</u>	<u>UNEXPENDED BALANCE</u>	<u>ENCUMBRANCE AMOUNT</u>	<u>UNENCUMBERED BALANCE</u>	<u>PRE-ENCUMBERED AMOUNT</u>
<i>449 Cinti Area Geographic Info Sys FUND</i>							
	5,274,480.00	5,274,480.00	3,827,105.94	1,447,374.06	210,519.77	1,236,854.29	.00
<b>PERCENT EXPENDED:</b>	<b>72.6</b>	<b>PERCENT EXPENDED AND ENCUMBERED:</b>		<b>76.6</b>			

455  
 RUN DATE: 03/10/2026  
 RUN TIME: 08.23.49

CITY OF CINCINNATI - DEPARTMENT OF FINANCE  
 DIVISION OF ACCOUNTS AND AUDITS  
 STATEMENT OF BALANCES - FUND SUMMARY  
 APPROPRIATED FUNDS  
 CURRENT YEAR BALANCES  
 AS OF 02 / 28 / 2026

PGM ID: CFSFA103  
 PAGE: 22

	<u>ORIGINAL AUTHORIZATION</u>	<u>ADJUSTED AUTHORIZATION</u>	<u>EXPENDITURES AMOUNT</u>	<u>UNEXPENDED BALANCE</u>	<u>ENCUMBRANCE AMOUNT</u>	<u>UNENCUMBERED BALANCE</u>	<u>PRE-ENCUMBERED AMOUNT</u>
<i>455 Streetcar Operations FUND</i>							
	6,412,530.00	6,440,308.00	2,510,199.21	3,930,108.79	3,489,015.39	441,093.40	2.00
<i>PERCENT EXPENDED:</i>	<i>39.0</i>	<i>PERCENT EXPENDED AND ENCUMBERED:</i>		<i>93.2</i>			

457  
 RUN DATE: 03/10/2026  
 RUN TIME: 08.23.49

CITY OF CINCINNATI - DEPARTMENT OF FINANCE  
 DIVISION OF ACCOUNTS AND AUDITS  
 STATEMENT OF BALANCES - FUND SUMMARY  
 APPROPRIATED FUNDS  
 CURRENT YEAR BALANCES  
 AS OF 02 / 28 / 2026

PGM ID: CFSFA103  
 PAGE: 23

	<u>ORIGINAL AUTHORIZATION</u>	<u>ADJUSTED AUTHORIZATION</u>	<u>EXPENDITURES AMOUNT</u>	<u>UNEXPENDED BALANCE</u>	<u>ENCUMBRANCE AMOUNT</u>	<u>UNENCUMBERED BALANCE</u>	<u>PRE-ENCUMBERED AMOUNT</u>
<b>457 CLEAR FUND</b>	6,631,730.00	6,631,730.00	2,954,561.35	3,677,168.65	521,234.48	3,155,934.17	.00
<b>PERCENT EXPENDED:</b>	<b>44.6</b>	<b>PERCENT EXPENDED AND ENCUMBERED:</b>		<b>52.4</b>			

701  
 RUN DATE: 03/10/2026  
 RUN TIME: 08.23.49

CITY OF CINCINNATI - DEPARTMENT OF FINANCE  
 DIVISION OF ACCOUNTS AND AUDITS  
 STATEMENT OF BALANCES - FUND SUMMARY  
 APPROPRIATED FUNDS  
 CURRENT YEAR BALANCES  
 AS OF 02 / 28 / 2026

PGM ID: CFSFA103  
 PAGE: 24

	<u>ORIGINAL AUTHORIZATION</u>	<u>ADJUSTED AUTHORIZATION</u>	<u>EXPENDITURES AMOUNT</u>	<u>UNEXPENDED BALANCE</u>	<u>ENCUMBRANCE AMOUNT</u>	<u>UNENCUMBERED BALANCE</u>	<u>PRE-ENCUMBERED AMOUNT</u>
<i>701 Metropolitan Sewer District FUND</i>							
	255,969,450.00	255,969,450.00	25,281,928.92	230,687,521.08	40,173,570.59	190,513,950.49	1,154,877.95
<i>PERCENT EXPENDED:</i>	<i>9.9</i>	<i>PERCENT EXPENDED AND ENCUMBERED:</i>		<i>25.6</i>			

050  
 RUN DATE: 03/10/2026  
 RUN TIME: 08.23.40

CITY OF CINCINNATI - DEPARTMENT OF FINANCE  
 DIVISION OF ACCOUNTS AND AUDITS  
 STATEMENT OF BALANCES - FUND SUMMARY  
 APPROPRIATED FUNDS  
 PRIOR YEAR BALANCES  
 AS OF 02 / 28 / 2026

PGM ID: CFSFA103  
 PAGE: 1

	<u>ORIGINAL AUTHORIZATION</u>	<u>ADJUSTED AUTHORIZATION</u>	<u>EXPENDITURES AMOUNT</u>	<u>UNEXPENDED BALANCE</u>	<u>ENCUMBRANCE AMOUNT</u>	<u>UNENCUMBERED BALANCE</u>	<u>PRE-ENCUMBERED AMOUNT</u>
<i>050 General FUND</i>	.00	19,907,933.13	10,261,754.68	9,646,178.45	6,873,917.52	2,772,260.93	.00
<i>101 Water Works FUND</i>	.00	21,562,852.40	5,945,369.75	15,617,482.65	12,998,865.87	2,618,616.78	.00
<i>102 Parking System Facilities FUND</i>	.00	884,011.73	343,825.69	540,186.04	66,622.17	473,563.87	.00
<i>103 Convention-Exposition Center FUND</i>	.00	901,855.52	724,877.50	176,978.02	176,978.02	.00	.00
<i>104 General Aviation FUND</i>	.00	156,797.40	57,788.48	99,008.92	39,830.97	59,177.95	.00
<i>105 Municipal Golf FUND</i>	.00	23,953.99	8,955.51	14,998.48	14,202.44	796.04	.00
<i>107 Stormwater Management FUND</i>	.00	3,802,013.84	2,677,376.40	1,124,637.44	824,091.66	300,545.78	.00
<i>151 Bond Retirement - City FUND</i>	.00	116,929.71	77,271.68	39,658.03	849.03	38,809.00	.00
<i>301 Street Const Maintenance &amp; Rep FUND</i>	.00	1,195,038.32	603,338.66	591,699.66	433,477.94	158,221.72	.00
<i>302 Income Tax Infrastructure FUND</i>	.00	688,650.46	426,203.50	262,446.96	69,861.61	192,585.35	.00
<i>303 Parking Meter FUND</i>	.00	383,544.98	171,516.31	212,028.67	145,581.06	66,447.61	.00
<i>306 Municipal Motor Vehicle Lic Tx FUND</i>	.00	205,065.85	152,214.30	52,851.55	29,940.21	22,911.34	.00
<i>318 Sawyer Point FUND</i>	.00	168,610.68	69,005.42	99,605.26	5,717.72	93,887.54	.00
<i>323 Recreation Special Activities FUND</i>	.00	909,815.61	738,314.55	171,501.06	67,162.61	104,338.45	.00
<i>329 Cincinnati Riverfront Park FUND</i>	.00	62,713.59	29,191.69	33,521.90	11,791.05	21,730.85	.00
<i>347 Hazard Abatement Fund FUND</i>	.00	49,330.63	.00	49,330.63	.00	49,330.63	.00
<i>364 911 Cell Phone Fees FUND</i>	.00	199,174.18	149,347.00	49,827.18	.00	49,827.18	49,750.00
<i>377 Safe &amp; Clean FUND</i>	.00	50,137.55	5,225.02	44,912.53	44,912.53	.00	.00
<i>395 Community Health Center FUND</i>	.00	2,220,356.03	599,410.18	1,620,945.85	658,976.06	961,969.79	.00

416  
 RUN DATE: 03/10/2026  
 RUN TIME: 08.23.40

CITY OF CINCINNATI - DEPARTMENT OF FINANCE  
 DIVISION OF ACCOUNTS AND AUDITS  
 STATEMENT OF BALANCES - FUND SUMMARY  
 APPROPRIATED FUNDS  
 PRIOR YEAR BALANCES  
 AS OF 02 / 28 / 2026

PGM ID: CFSFA103  
 PAGE: 2

	<u>ORIGINAL AUTHORIZATION</u>	<u>ADJUSTED AUTHORIZATION</u>	<u>EXPENDITURES AMOUNT</u>	<u>UNEXPENDED BALANCE</u>	<u>ENCUMBRANCE AMOUNT</u>	<u>UNENCUMBERED BALANCE</u>	<u>PRE-ENCUMBERED AMOUNT</u>
<i>416 Cincinnati Health District FUND</i>	.00	576,381.75	263,543.32	312,838.43	47,060.35	265,778.08	.00
<i>449 Cinti Area Geographic Info Sys FUND</i>	.00	1,680,872.00	616,598.60	1,064,273.40	334,992.11	729,281.29	.00
<i>455 Streetcar Operations FUND</i>	.00	1,443,485.25	1,273,174.39	170,310.86	550.95	169,759.91	.00
<i>457 CLEAR FUND</i>	.00	456,954.93	98,798.70	358,156.23	186,346.47	171,809.76	.00
<i>701 Metropolitan Sewer District FUND</i>	.00	280,352,273.83	128,166,462.37	152,185,811.46	11,690,829.61	140,494,981.85	.00

449 091  
 RUN DATE: 03/10/2026  
 RUN TIME: 08.23.58

CITY OF CINCINNATI - DEPARTMENT OF FINANCE  
 DIVISION OF ACCOUNTS AND AUDITS  
 STATEMENT OF BALANCES  
 APPROPRIATED FUNDS  
 AS OF 02 / 28 / 2026

PGM ID: CFSFA104  
 PAGE: 1

FY	FND	AGY	OBJT	ORIGINAL AUTHORIZATION	ADJUSTED AUTHORIZATION	EXPENDITURES AMOUNT	UNEXPENDED BALANCE	ENCUMBRANCE AMOUNT	UNENCUMBERED BALANCE	PRE-ENCUMBERED AMOUNT	
<b>449 Cinti Area Geographic Info Sys FUND</b>											
<b>090 Enterprise Technology Solution</b>											
<b>091 Enterprise Technology Solutions</b>											
2017	449	091	7200	.00	435,740.74	.00	435,740.74	.00	435,740.74	.00	
<b>DIVISION TOTALS:</b>				<b>.00</b>	<b>435,740.74</b>	<b>.00</b>	<b>435,740.74</b>	<b>.00</b>	<b>435,740.74</b>	<b>.00</b>	
<b>DEPARTMENT TOTALS:</b>				<b>.00</b>	<b>435,740.74</b>	<b>.00</b>	<b>435,740.74</b>	<b>.00</b>	<b>435,740.74</b>	<b>.00</b>	
<b>PERCENT EXPENDED:</b>				<b>.0</b>	<b>PERCENT EXPENDED AND ENCUMBERED:</b>						<b>.0</b>
<b>449 Cinti Area Geographic Info Sys FUND</b>											
<b>090 Enterprise Technology Solution</b>											
<b>091 Enterprise Technology Solutions</b>											
2018	449	091	7200	.00	13,129.53	.00	13,129.53	.00	13,129.53	.00	
<b>DIVISION TOTALS:</b>				<b>.00</b>	<b>13,129.53</b>	<b>.00</b>	<b>13,129.53</b>	<b>.00</b>	<b>13,129.53</b>	<b>.00</b>	
<b>DEPARTMENT TOTALS:</b>				<b>.00</b>	<b>13,129.53</b>	<b>.00</b>	<b>13,129.53</b>	<b>.00</b>	<b>13,129.53</b>	<b>.00</b>	
<b>PERCENT EXPENDED:</b>				<b>.0</b>	<b>PERCENT EXPENDED AND ENCUMBERED:</b>						<b>.0</b>
<b>050 General FUND</b>											
<b>100 Office Of The City Manager</b>											
<b>104 Office Of Environment &amp; Sustainability</b>											
2019	050	104	7400	.00	1,800.00	.00	1,800.00	.00	1,800.00	.00	
<b>DIVISION TOTALS:</b>				<b>.00</b>	<b>1,800.00</b>	<b>.00</b>	<b>1,800.00</b>	<b>.00</b>	<b>1,800.00</b>	<b>.00</b>	
<b>DEPARTMENT TOTALS:</b>				<b>.00</b>	<b>1,800.00</b>	<b>.00</b>	<b>1,800.00</b>	<b>.00</b>	<b>1,800.00</b>	<b>.00</b>	
<b>PERCENT EXPENDED:</b>				<b>.0</b>	<b>PERCENT EXPENDED AND ENCUMBERED:</b>						<b>.0</b>
<b>347 Hazard Abatement Fund FUND</b>											
<b>210 Dept Of Bldgs &amp; Inspections</b>											
<b>212 Bldg &amp; Inspections, Licenses &amp; Permits</b>											
2019	347	212	7200	.00	30,241.00	.00	30,241.00	.00	30,241.00	.00	
<b>DIVISION TOTALS:</b>				<b>.00</b>	<b>30,241.00</b>	<b>.00</b>	<b>30,241.00</b>	<b>.00</b>	<b>30,241.00</b>	<b>.00</b>	
<b>DEPARTMENT TOTALS:</b>				<b>.00</b>	<b>30,241.00</b>	<b>.00</b>	<b>30,241.00</b>	<b>.00</b>	<b>30,241.00</b>	<b>.00</b>	
<b>PERCENT EXPENDED:</b>				<b>.0</b>	<b>PERCENT EXPENDED AND ENCUMBERED:</b>						<b>.0</b>
<b>050 General FUND</b>											
<b>100 Office Of The City Manager</b>											
<b>101 City Manager's Office</b>											
2020	050	101	7200	.00	15,249.52	.00	15,249.52	.00	15,249.52	.00	
<b>DIVISION TOTALS:</b>				<b>.00</b>	<b>15,249.52</b>	<b>.00</b>	<b>15,249.52</b>	<b>.00</b>	<b>15,249.52</b>	<b>.00</b>	
<b>DEPARTMENT TOTALS:</b>				<b>.00</b>	<b>15,249.52</b>	<b>.00</b>	<b>15,249.52</b>	<b>.00</b>	<b>15,249.52</b>	<b>.00</b>	
<b>PERCENT EXPENDED:</b>				<b>.0</b>	<b>PERCENT EXPENDED AND ENCUMBERED:</b>						<b>.0</b>

102 248  
 RUN DATE: 03/10/2026  
 RUN TIME: 08.23.58

CITY OF CINCINNATI - DEPARTMENT OF FINANCE  
 DIVISION OF ACCOUNTS AND AUDITS  
 STATEMENT OF BALANCES  
 APPROPRIATED FUNDS  
 AS OF 02 / 28 / 2026

PGM ID: CFSFA104  
 PAGE: 2

<u>FY</u>	<u>FND</u>	<u>AGY</u>	<u>OBJT</u>	<u>ORIGINAL</u> <u>AUTHORIZATION</u>	<u>ADJUSTED</u> <u>AUTHORIZATION</u>	<u>EXPENDITURES</u> <u>AMOUNT</u>	<u>UNEXPENDED</u> <u>BALANCE</u>	<u>ENCUMBRANCE</u> <u>AMOUNT</u>	<u>UNENCUMBERED</u> <u>BALANCE</u>	<u>PRE-ENCUMBERED</u> <u>AMOUNT</u>	
<b>102 Parking System Facilities FUND</b>											
<b>240 Dept. Of Enterprise Services</b>											
<b>248 Div Of Parking Facilities</b>											
2020	102	248	7400	.00	8,720.00	.00	8,720.00	.00	8,720.00	.00	
<b>DIVISION TOTALS:</b>				<b>.00</b>	<b>8,720.00</b>	<b>.00</b>	<b>8,720.00</b>	<b>.00</b>	<b>8,720.00</b>	<b>.00</b>	
<b>DEPARTMENT TOTALS:</b>				<b>.00</b>	<b>8,720.00</b>	<b>.00</b>	<b>8,720.00</b>	<b>.00</b>	<b>8,720.00</b>	<b>.00</b>	
<b>PERCENT EXPENDED:</b>				<b>.0</b>	<b>PERCENT EXPENDED AND ENCUMBERED:</b>						<b>.0</b>
<b>050 General FUND</b>											
<b>100 Office Of The City Manager</b>											
<b>101 City Manager's Office</b>											
2021	050	101	7200	.00	116,607.94	.00	116,607.94	.00	116,607.94	.00	
<b>DIVISION TOTALS:</b>				<b>.00</b>	<b>116,607.94</b>	<b>.00</b>	<b>116,607.94</b>	<b>.00</b>	<b>116,607.94</b>	<b>.00</b>	
<b>DEPARTMENT TOTALS:</b>				<b>.00</b>	<b>116,607.94</b>	<b>.00</b>	<b>116,607.94</b>	<b>.00</b>	<b>116,607.94</b>	<b>.00</b>	
<b>PERCENT EXPENDED:</b>				<b>.0</b>	<b>PERCENT EXPENDED AND ENCUMBERED:</b>						<b>.0</b>
<b>101 Water Works FUND</b>											
<b>300 Department Of Water Works</b>											
<b>304 Water Works, Div Of Distribution</b>											
2021	101	304	7200	.00	200,000.00	.00	200,000.00	.00	200,000.00	.00	
<b>DIVISION TOTALS:</b>				<b>.00</b>	<b>200,000.00</b>	<b>.00</b>	<b>200,000.00</b>	<b>.00</b>	<b>200,000.00</b>	<b>.00</b>	
<b>DEPARTMENT TOTALS:</b>				<b>.00</b>	<b>200,000.00</b>	<b>.00</b>	<b>200,000.00</b>	<b>.00</b>	<b>200,000.00</b>	<b>.00</b>	
<b>PERCENT EXPENDED:</b>				<b>.0</b>	<b>PERCENT EXPENDED AND ENCUMBERED:</b>						<b>.0</b>
<b>364 911 Cell Phone Fees FUND</b>											
<b>100 Office Of The City Manager</b>											
<b>103 Emergency Communications</b>											
2021	364	103	7400	.00	49,750.00	.00	49,750.00	.00	49,750.00	49,750.00	
<b>DIVISION TOTALS:</b>				<b>.00</b>	<b>49,750.00</b>	<b>.00</b>	<b>49,750.00</b>	<b>.00</b>	<b>49,750.00</b>	<b>49,750.00</b>	
<b>DEPARTMENT TOTALS:</b>				<b>.00</b>	<b>49,750.00</b>	<b>.00</b>	<b>49,750.00</b>	<b>.00</b>	<b>49,750.00</b>	<b>49,750.00</b>	
<b>PERCENT EXPENDED:</b>				<b>.0</b>	<b>PERCENT EXPENDED AND ENCUMBERED:</b>						<b>.0</b>
<b>050 General FUND</b>											
<b>100 Office Of The City Manager</b>											
<b>101 City Manager's Office</b>											
2022	050	101	7200	.00	260,514.74	.00	260,514.74	.00	260,514.74	.00	
2022	050	101	7400	.00	75,000.00	.00	75,000.00	75,000.00	.00	.00	
<b>DIVISION TOTALS:</b>				<b>.00</b>	<b>335,514.74</b>	<b>.00</b>	<b>335,514.74</b>	<b>75,000.00</b>	<b>260,514.74</b>	<b>.00</b>	
<b>DEPARTMENT TOTALS:</b>				<b>.00</b>	<b>335,514.74</b>	<b>.00</b>	<b>335,514.74</b>	<b>75,000.00</b>	<b>260,514.74</b>	<b>.00</b>	
<b>PERCENT EXPENDED:</b>				<b>.0</b>	<b>PERCENT EXPENDED AND ENCUMBERED:</b>						<b>22.4</b>

050 136  
 RUN DATE: 03/10/2026  
 RUN TIME: 08.23.58

CITY OF CINCINNATI - DEPARTMENT OF FINANCE  
 DIVISION OF ACCOUNTS AND AUDITS  
 STATEMENT OF BALANCES  
 APPROPRIATED FUNDS  
 AS OF 02 / 28 / 2026

PGM ID: CFSFA104  
 PAGE: 3

FY	FND	AGY	OBJT	ORIGINAL AUTHORIZATION	ADJUSTED AUTHORIZATION	EXPENDITURES AMOUNT	UNEXPENDED BALANCE	ENCUMBRANCE AMOUNT	UNENCUMBERED BALANCE	PRE-ENCUMBERED AMOUNT	
<b>130 Department Of Finance</b>											
<b>136 Finance, Income Tax</b>											
2022	050	136	7200	.00	500.00	.00	500.00	.00	500.00	.00	
<b>DIVISION TOTALS:</b>				<b>.00</b>	<b>500.00</b>	<b>.00</b>	<b>500.00</b>	<b>.00</b>	<b>500.00</b>	<b>.00</b>	
<b>DEPARTMENT TOTALS:</b>				<b>.00</b>	<b>500.00</b>	<b>.00</b>	<b>500.00</b>	<b>.00</b>	<b>500.00</b>	<b>.00</b>	
<b>PERCENT EXPENDED:</b>				<b>.0</b>	<b>PERCENT EXPENDED AND ENCUMBERED:</b>						<b>.0</b>
<b>210 Dept Of Bldgs &amp; Inspections</b>											
<b>212 Bldg &amp; Inspections, Licenses &amp; Permits</b>											
2022	050	212	7200	.00	499.04	.00	499.04	.00	499.04	.00	
<b>DIVISION TOTALS:</b>				<b>.00</b>	<b>499.04</b>	<b>.00</b>	<b>499.04</b>	<b>.00</b>	<b>499.04</b>	<b>.00</b>	
<b>DEPARTMENT TOTALS:</b>				<b>.00</b>	<b>499.04</b>	<b>.00</b>	<b>499.04</b>	<b>.00</b>	<b>499.04</b>	<b>.00</b>	
<b>PERCENT EXPENDED:</b>				<b>.0</b>	<b>PERCENT EXPENDED AND ENCUMBERED:</b>						<b>.0</b>
<b>220 Department of Police</b>											
<b>226 Police - Support</b>											
2022	050	226	7300	.00	72,598.90	6,175.00	66,423.90	.00	66,423.90	.00	
<b>DIVISION TOTALS:</b>				<b>.00</b>	<b>72,598.90</b>	<b>6,175.00</b>	<b>66,423.90</b>	<b>.00</b>	<b>66,423.90</b>	<b>.00</b>	
<b>DEPARTMENT TOTALS:</b>				<b>.00</b>	<b>72,598.90</b>	<b>6,175.00</b>	<b>66,423.90</b>	<b>.00</b>	<b>66,423.90</b>	<b>.00</b>	
<b>PERCENT EXPENDED:</b>				<b>8.5</b>	<b>PERCENT EXPENDED AND ENCUMBERED:</b>						<b>8.5</b>
<b>950 Miscellaneous Accounts</b>											
<b>959 Manager's Office Obligations</b>											
2022	050	959	7200	.00	24,627.59	.00	24,627.59	12,904.00	11,723.59	.00	
<b>DIVISION TOTALS:</b>				<b>.00</b>	<b>24,627.59</b>	<b>.00</b>	<b>24,627.59</b>	<b>12,904.00</b>	<b>11,723.59</b>	<b>.00</b>	
<b>DEPARTMENT TOTALS:</b>				<b>.00</b>	<b>24,627.59</b>	<b>.00</b>	<b>24,627.59</b>	<b>12,904.00</b>	<b>11,723.59</b>	<b>.00</b>	
<b>PERCENT EXPENDED:</b>				<b>.0</b>	<b>PERCENT EXPENDED AND ENCUMBERED:</b>						<b>52.4</b>
<b>101 Water Works FUND</b>											
<b>300 Department Of Water Works</b>											
<b>307 Water Works, Div Of Info Tech</b>											
2022	101	307	7400	.00	111,672.12	.00	111,672.12	.00	111,672.12	.00	
<b>DIVISION TOTALS:</b>				<b>.00</b>	<b>111,672.12</b>	<b>.00</b>	<b>111,672.12</b>	<b>.00</b>	<b>111,672.12</b>	<b>.00</b>	
<b>DEPARTMENT TOTALS:</b>				<b>.00</b>	<b>111,672.12</b>	<b>.00</b>	<b>111,672.12</b>	<b>.00</b>	<b>111,672.12</b>	<b>.00</b>	
<b>PERCENT EXPENDED:</b>				<b>.0</b>	<b>PERCENT EXPENDED AND ENCUMBERED:</b>						<b>.0</b>
<b>107 Stormwater Management FUND</b>											
<b>310 Stormwater Management Utility</b>											
<b>311 Stormwater Management Utility</b>											
2022	107	311	7200	.00	83,530.71	.00	83,530.71	.00	83,530.71	.00	
2022	107	311	7400	.00	8,301.96	.00	8,301.96	.00	8,301.96	.00	
<b>DIVISION TOTALS:</b>				<b>.00</b>	<b>91,832.67</b>	<b>.00</b>	<b>91,832.67</b>	<b>.00</b>	<b>91,832.67</b>	<b>.00</b>	
<b>DEPARTMENT TOTALS:</b>				<b>.00</b>	<b>91,832.67</b>	<b>.00</b>	<b>91,832.67</b>	<b>.00</b>	<b>91,832.67</b>	<b>.00</b>	
<b>PERCENT EXPENDED:</b>				<b>.0</b>	<b>PERCENT EXPENDED AND ENCUMBERED:</b>						<b>.0</b>

347 212  
 RUN DATE: 03/10/2026  
 RUN TIME: 08.23.58

CITY OF CINCINNATI - DEPARTMENT OF FINANCE  
 DIVISION OF ACCOUNTS AND AUDITS  
 STATEMENT OF BALANCES  
 APPROPRIATED FUNDS  
 AS OF 02 / 28 / 2026

PGM ID: CFSFA104  
 PAGE: 4

FY	FND	AGY	OBJT	ORIGINAL AUTHORIZATION	ADJUSTED AUTHORIZATION	EXPENDITURES AMOUNT	UNEXPENDED BALANCE	ENCUMBRANCE AMOUNT	UNENCUMBERED BALANCE	PRE-ENCUMBERED AMOUNT	
<b>347 Hazard Abatement Fund FUND</b>											
<b>210 Dept Of Bldgs &amp; Inspections</b>											
<b>212 Bldg &amp; Inspections, Licenses &amp; Permits</b>											
2022	347	212	7200	.00	19,089.63	.00	19,089.63	.00	19,089.63	.00	
<b>DIVISION TOTALS:</b>				<b>.00</b>	<b>19,089.63</b>	<b>.00</b>	<b>19,089.63</b>	<b>.00</b>	<b>19,089.63</b>	<b>.00</b>	
<b>DEPARTMENT TOTALS:</b>				<b>.00</b>	<b>19,089.63</b>	<b>.00</b>	<b>19,089.63</b>	<b>.00</b>	<b>19,089.63</b>	<b>.00</b>	
<b>PERCENT EXPENDED:</b>				<b>.0</b>	<b>PERCENT EXPENDED AND ENCUMBERED:</b>						<b>.0</b>
<b>457 CLEAR FUND</b>											
<b>090 Enterprise Technology Solution</b>											
<b>093 ETS-CLEAR</b>											
2022	457	093	7400	.00	33,450.00	.00	33,450.00	.00	33,450.00	.00	
<b>DIVISION TOTALS:</b>				<b>.00</b>	<b>33,450.00</b>	<b>.00</b>	<b>33,450.00</b>	<b>.00</b>	<b>33,450.00</b>	<b>.00</b>	
<b>DEPARTMENT TOTALS:</b>				<b>.00</b>	<b>33,450.00</b>	<b>.00</b>	<b>33,450.00</b>	<b>.00</b>	<b>33,450.00</b>	<b>.00</b>	
<b>PERCENT EXPENDED:</b>				<b>.0</b>	<b>PERCENT EXPENDED AND ENCUMBERED:</b>						<b>.0</b>
<b>050 General FUND</b>											
<b>100 Office Of The City Manager</b>											
<b>101 City Manager's Office</b>											
2023	050	101	7200	.00	78,862.98	.00	78,862.98	.00	78,862.98	.00	
2023	050	101	7400	.00	79,722.66	.00	79,722.66	79,722.66	.00	.00	
<b>DIVISION TOTALS:</b>				<b>.00</b>	<b>158,585.64</b>	<b>.00</b>	<b>158,585.64</b>	<b>79,722.66</b>	<b>78,862.98</b>	<b>.00</b>	
<b>DEPARTMENT TOTALS:</b>				<b>.00</b>	<b>158,585.64</b>	<b>.00</b>	<b>158,585.64</b>	<b>79,722.66</b>	<b>78,862.98</b>	<b>.00</b>	
<b>PERCENT EXPENDED:</b>				<b>.0</b>	<b>PERCENT EXPENDED AND ENCUMBERED:</b>						<b>50.2</b>
<b>107 Procurement</b>											
2023	050	107	7300	.00	206.14	.00	206.14	.00	206.14	.00	
<b>DIVISION TOTALS:</b>				<b>.00</b>	<b>206.14</b>	<b>.00</b>	<b>206.14</b>	<b>.00</b>	<b>206.14</b>	<b>.00</b>	
<b>DEPARTMENT TOTALS:</b>				<b>.00</b>	<b>158,791.78</b>	<b>.00</b>	<b>158,791.78</b>	<b>79,722.66</b>	<b>79,069.12</b>	<b>.00</b>	
<b>PERCENT EXPENDED:</b>				<b>.0</b>	<b>PERCENT EXPENDED AND ENCUMBERED:</b>						<b>50.2</b>
<b>110 Department Of Law</b>											
<b>111 Civil</b>											
2023	050	111	7200	.00	3,314.00	.00	3,314.00	.00	3,314.00	.00	
<b>DIVISION TOTALS:</b>				<b>.00</b>	<b>3,314.00</b>	<b>.00</b>	<b>3,314.00</b>	<b>.00</b>	<b>3,314.00</b>	<b>.00</b>	
<b>DEPARTMENT TOTALS:</b>				<b>.00</b>	<b>3,314.00</b>	<b>.00</b>	<b>3,314.00</b>	<b>.00</b>	<b>3,314.00</b>	<b>.00</b>	
<b>PERCENT EXPENDED:</b>				<b>.0</b>	<b>PERCENT EXPENDED AND ENCUMBERED:</b>						<b>.0</b>
<b>210 Dept Of Bldgs &amp; Inspections</b>											
<b>211 Bldg &amp; Inspections, Director</b>											
2023	050	211	7200	.00	19,157.99	.00	19,157.99	96.60	19,061.39	.00	
<b>DIVISION TOTALS:</b>				<b>.00</b>	<b>19,157.99</b>	<b>.00</b>	<b>19,157.99</b>	<b>96.60</b>	<b>19,061.39</b>	<b>.00</b>	
<b>DEPARTMENT TOTALS:</b>				<b>.00</b>	<b>19,157.99</b>	<b>.00</b>	<b>19,157.99</b>	<b>96.60</b>	<b>19,061.39</b>	<b>.00</b>	
<b>PERCENT EXPENDED:</b>				<b>.0</b>	<b>PERCENT EXPENDED AND ENCUMBERED:</b>						<b>.5</b>
<b>220 Department of Police</b>											
<b>222 Department Of Police</b>											
2023	050	222	7300	.00	73,358.15	991.51	72,366.64	.00	72,366.64	.00	
<b>DIVISION TOTALS:</b>				<b>.00</b>	<b>73,358.15</b>	<b>991.51</b>	<b>72,366.64</b>	<b>.00</b>	<b>72,366.64</b>	<b>.00</b>	

050 226  
 RUN DATE: 03/10/2026  
 RUN TIME: 08.23.58

CITY OF CINCINNATI - DEPARTMENT OF FINANCE  
 DIVISION OF ACCOUNTS AND AUDITS  
 STATEMENT OF BALANCES  
 APPROPRIATED FUNDS  
 AS OF 02 / 28 / 2026

PGM ID: CFSFA104  
 PAGE: 5

FY	FND	AGY	OBJT	ORIGINAL AUTHORIZATION	ADJUSTED AUTHORIZATION	EXPENDITURES AMOUNT	UNEXPENDED BALANCE	ENCUMBRANCE AMOUNT	UNENCUMBERED BALANCE	PRE-ENCUMBERED AMOUNT	
<b>226 Police - Support</b>											
2023	050	226	7300	.00	1,084.15	.00	1,084.15	1,084.15	.00	.00	
<b>DIVISION TOTALS:</b>				<b>.00</b>	<b>1,084.15</b>	<b>.00</b>	<b>1,084.15</b>	<b>1,084.15</b>	<b>.00</b>	<b>.00</b>	
<b>227 Police - Administration</b>											
2023	050	227	7400	.00	213.77	.00	213.77	.00	213.77	.00	
<b>DIVISION TOTALS:</b>				<b>.00</b>	<b>213.77</b>	<b>.00</b>	<b>213.77</b>	<b>.00</b>	<b>213.77</b>	<b>.00</b>	
<b>DEPARTMENT TOTALS:</b>				<b>.00</b>	<b>74,656.07</b>	<b>991.51</b>	<b>73,664.56</b>	<b>1,084.15</b>	<b>72,580.41</b>	<b>.00</b>	
<b>PERCENT EXPENDED:</b>				<b>1.3</b>	<b>PERCENT EXPENDED AND ENCUMBERED:</b>						<b>2.8</b>
<b>250 Dept Of Public Services</b>											
<b>253 Div Of Neighborhood Operations</b>											
2023	050	253	7200	.00	6,711.76	6,711.76	.00	.00	.00	.00	
<b>DIVISION TOTALS:</b>				<b>.00</b>	<b>6,711.76</b>	<b>6,711.76</b>	<b>.00</b>	<b>.00</b>	<b>.00</b>	<b>.00</b>	
<b>DEPARTMENT TOTALS:</b>				<b>.00</b>	<b>6,711.76</b>	<b>6,711.76</b>	<b>.00</b>	<b>.00</b>	<b>.00</b>	<b>.00</b>	
<b>PERCENT EXPENDED:</b>				<b>100.0</b>	<b>PERCENT EXPENDED AND ENCUMBERED:</b>						<b>100.0</b>
<b>270 Department Of Fire</b>											
<b>271 Fire - Response</b>											
2023	050	271	7200	.00	4,875.00	.00	4,875.00	.00	4,875.00	.00	
2023	050	271	7300	.00	23,729.82	.00	23,729.82	.00	23,729.82	.00	
<b>DIVISION TOTALS:</b>				<b>.00</b>	<b>28,604.82</b>	<b>.00</b>	<b>28,604.82</b>	<b>.00</b>	<b>28,604.82</b>	<b>.00</b>	
<b>272 Fire - Support Services</b>											
2023	050	272	7200	.00	1,276.89	.00	1,276.89	.00	1,276.89	.00	
2023	050	272	7300	.00	6,045.75	.00	6,045.75	.00	6,045.75	.00	
<b>DIVISION TOTALS:</b>				<b>.00</b>	<b>7,322.64</b>	<b>.00</b>	<b>7,322.64</b>	<b>.00</b>	<b>7,322.64</b>	<b>.00</b>	
<b>DEPARTMENT TOTALS:</b>				<b>.00</b>	<b>35,927.46</b>	<b>.00</b>	<b>35,927.46</b>	<b>.00</b>	<b>35,927.46</b>	<b>.00</b>	
<b>PERCENT EXPENDED:</b>				<b>.0</b>	<b>PERCENT EXPENDED AND ENCUMBERED:</b>						<b>.0</b>
<b>950 Miscellaneous Accounts</b>											
<b>951 Judgments Against The City</b>											
2023	050	951	7400	.00	36,835.98	.00	36,835.98	36,835.98	.00	.00	
<b>DIVISION TOTALS:</b>				<b>.00</b>	<b>36,835.98</b>	<b>.00</b>	<b>36,835.98</b>	<b>36,835.98</b>	<b>.00</b>	<b>.00</b>	
<b>959 Manager's Office Obligations</b>											
2023	050	959	7200	.00	12,173.02	.00	12,173.02	.00	12,173.02	.00	
<b>DIVISION TOTALS:</b>				<b>.00</b>	<b>12,173.02</b>	<b>.00</b>	<b>12,173.02</b>	<b>.00</b>	<b>12,173.02</b>	<b>.00</b>	
<b>DEPARTMENT TOTALS:</b>				<b>.00</b>	<b>49,009.00</b>	<b>.00</b>	<b>49,009.00</b>	<b>36,835.98</b>	<b>12,173.02</b>	<b>.00</b>	
<b>PERCENT EXPENDED:</b>				<b>.0</b>	<b>PERCENT EXPENDED AND ENCUMBERED:</b>						<b>75.2</b>
<b>101 Water Works FUND</b>											
<b>300 Department Of Water Works</b>											
<b>301 Water Works, Business Service</b>											
2023	101	301	7200	.00	114,904.31	.00	114,904.31	.00	114,904.31	.00	
2023	101	301	7300	.00	314.70	.00	314.70	.00	314.70	.00	
2023	101	301	7400	.00	28,483.01	.00	28,483.01	.00	28,483.01	.00	
<b>DIVISION TOTALS:</b>				<b>.00</b>	<b>143,702.02</b>	<b>.00</b>	<b>143,702.02</b>	<b>.00</b>	<b>143,702.02</b>	<b>.00</b>	

101 302  
 RUN DATE: 03/10/2026  
 RUN TIME: 08.23.58

CITY OF CINCINNATI - DEPARTMENT OF FINANCE  
 DIVISION OF ACCOUNTS AND AUDITS  
 STATEMENT OF BALANCES  
 APPROPRIATED FUNDS  
 AS OF 02 / 28 / 2026

PGM ID: CFSFA104  
 PAGE: 6

FY	FND	AGY	OBJT	ORIGINAL AUTHORIZATION	ADJUSTED AUTHORIZATION	EXPENDITURES AMOUNT	UNEXPENDED BALANCE	ENCUMBRANCE AMOUNT	UNENCUMBERED BALANCE	PRE-ENCUMBERED AMOUNT	
<b>302 Water Works, Commercial Services</b>											
2023	101	302	7200	.00	17,643.65	.00	17,643.65	.00	17,643.65	.00	
2023	101	302	7300	.00	610.50	.00	610.50	.00	610.50	.00	
2023	101	302	7400	.00	1,000.00	.00	1,000.00	.00	1,000.00	.00	
<b>DIVISION TOTALS:</b>				<b>.00</b>	<b>19,254.15</b>	<b>.00</b>	<b>19,254.15</b>	<b>.00</b>	<b>19,254.15</b>	<b>.00</b>	
<b>303 Water Works, Div Of Supply</b>											
2023	101	303	7200	.00	214,919.17	.00	214,919.17	.00	214,919.17	.00	
2023	101	303	7300	.00	10,237.31	.00	10,237.31	.00	10,237.31	.00	
2023	101	303	7400	.00	11,685.82	.00	11,685.82	.00	11,685.82	.00	
<b>DIVISION TOTALS:</b>				<b>.00</b>	<b>236,842.30</b>	<b>.00</b>	<b>236,842.30</b>	<b>.00</b>	<b>236,842.30</b>	<b>.00</b>	
<b>304 Water Works, Div Of Distribution</b>											
2023	101	304	7200	.00	131,190.18	.00	131,190.18	.00	131,190.18	.00	
2023	101	304	7300	.00	72,338.35	.00	72,338.35	.00	72,338.35	.00	
<b>DIVISION TOTALS:</b>				<b>.00</b>	<b>203,528.53</b>	<b>.00</b>	<b>203,528.53</b>	<b>.00</b>	<b>203,528.53</b>	<b>.00</b>	
<b>305 Div Of Wtr Quality &amp; Treatment</b>											
2023	101	305	7200	.00	25,956.06	.00	25,956.06	.00	25,956.06	.00	
2023	101	305	7300	.00	18,643.69	.00	18,643.69	.00	18,643.69	.00	
<b>DIVISION TOTALS:</b>				<b>.00</b>	<b>44,599.75</b>	<b>.00</b>	<b>44,599.75</b>	<b>.00</b>	<b>44,599.75</b>	<b>.00</b>	
<b>306 Water Works, Div Of Engineering</b>											
2023	101	306	7300	.00	464.30	.00	464.30	.00	464.30	.00	
<b>DIVISION TOTALS:</b>				<b>.00</b>	<b>464.30</b>	<b>.00</b>	<b>464.30</b>	<b>.00</b>	<b>464.30</b>	<b>.00</b>	
<b>307 Water Works, Div Of Info Tech</b>											
2023	101	307	7200	.00	487,516.15	.00	487,516.15	.00	487,516.15	.00	
2023	101	307	7300	.00	933.30	.00	933.30	.00	933.30	.00	
2023	101	307	7400	.00	453,983.42	.00	453,983.42	.00	453,983.42	.00	
<b>DIVISION TOTALS:</b>				<b>.00</b>	<b>942,432.87</b>	<b>.00</b>	<b>942,432.87</b>	<b>.00</b>	<b>942,432.87</b>	<b>.00</b>	
<b>DEPARTMENT TOTALS:</b>				<b>.00</b>	<b>1,590,823.92</b>	<b>.00</b>	<b>1,590,823.92</b>	<b>.00</b>	<b>1,590,823.92</b>	<b>.00</b>	
<b>PERCENT EXPENDED:</b>				<b>.0</b>	<b>PERCENT EXPENDED AND ENCUMBERED:</b>			<b>.0</b>			
<b>102 Parking System Facilities FUND</b>											
<b>240 Dept. Of Enterprise Services</b>											
<b>248 Div Of Parking Facilities</b>											
2023	102	248	7200	.00	182,443.61	.00	182,443.61	.00	182,443.61	.00	
<b>DIVISION TOTALS:</b>				<b>.00</b>	<b>182,443.61</b>	<b>.00</b>	<b>182,443.61</b>	<b>.00</b>	<b>182,443.61</b>	<b>.00</b>	
<b>DEPARTMENT TOTALS:</b>				<b>.00</b>	<b>182,443.61</b>	<b>.00</b>	<b>182,443.61</b>	<b>.00</b>	<b>182,443.61</b>	<b>.00</b>	
<b>PERCENT EXPENDED:</b>				<b>.0</b>	<b>PERCENT EXPENDED AND ENCUMBERED:</b>			<b>.0</b>			
<b>107 Stormwater Management FUND</b>											
<b>310 Stormwater Management Utility</b>											
<b>311 Stormwater Management Utility</b>											
2023	107	311	7200	.00	39,978.62	.00	39,978.62	.00	39,978.62	.00	
2023	107	311	7300	.00	2,527.18	.00	2,527.18	.00	2,527.18	.00	
<b>DIVISION TOTALS:</b>				<b>.00</b>	<b>42,505.80</b>	<b>.00</b>	<b>42,505.80</b>	<b>.00</b>	<b>42,505.80</b>	<b>.00</b>	
<b>DEPARTMENT TOTALS:</b>				<b>.00</b>	<b>42,505.80</b>	<b>.00</b>	<b>42,505.80</b>	<b>.00</b>	<b>42,505.80</b>	<b>.00</b>	
<b>PERCENT EXPENDED:</b>				<b>.0</b>	<b>PERCENT EXPENDED AND ENCUMBERED:</b>			<b>.0</b>			

303 248  
 RUN DATE: 03/10/2026  
 RUN TIME: 08.23.58

CITY OF CINCINNATI - DEPARTMENT OF FINANCE  
 DIVISION OF ACCOUNTS AND AUDITS  
 STATEMENT OF BALANCES  
 APPROPRIATED FUNDS  
 AS OF 02 / 28 / 2026

PGM ID: CFSFA104  
 PAGE: 7

FY	FND	AGY	OBJT	ORIGINAL AUTHORIZATION	ADJUSTED AUTHORIZATION	EXPENDITURES AMOUNT	UNEXPENDED BALANCE	ENCUMBRANCE AMOUNT	UNENCUMBERED BALANCE	PRE-ENCUMBERED AMOUNT	
<b>303 Parking Meter FUND</b>											
<b>240 Dept. Of Enterprise Services</b>											
<b>248 Div Of Parking Facilities</b>											
2023	303	248	7200	.00	64,851.80	.00	64,851.80	.00	64,851.80	.00	
<b>DIVISION TOTALS:</b>				<b>.00</b>	<b>64,851.80</b>	<b>.00</b>	<b>64,851.80</b>	<b>.00</b>	<b>64,851.80</b>	<b>.00</b>	
<b>DEPARTMENT TOTALS:</b>				<b>.00</b>	<b>64,851.80</b>	<b>.00</b>	<b>64,851.80</b>	<b>.00</b>	<b>64,851.80</b>	<b>.00</b>	
<b>PERCENT EXPENDED:</b>				<b>.0</b>	<b>PERCENT EXPENDED AND ENCUMBERED:</b>						<b>.0</b>
<b>323 Recreation Special Activities FUND</b>											
<b>190 Dept Of Public Recreation</b>											
<b>191 Recreation West Region</b>											
2023	323	191	7200	.00	1,092.00	.00	1,092.00	.00	1,092.00	.00	
<b>DIVISION TOTALS:</b>				<b>.00</b>	<b>1,092.00</b>	<b>.00</b>	<b>1,092.00</b>	<b>.00</b>	<b>1,092.00</b>	<b>.00</b>	
<b>192 Recreation East Region</b>											
2023	323	192	7200	.00	1,652.05	.00	1,652.05	.00	1,652.05	.00	
<b>DIVISION TOTALS:</b>				<b>.00</b>	<b>1,652.05</b>	<b>.00</b>	<b>1,652.05</b>	<b>.00</b>	<b>1,652.05</b>	<b>.00</b>	
<b>193 Recreation Central Region</b>											
2023	323	193	7200	.00	2,913.60	.00	2,913.60	.00	2,913.60	.00	
<b>DIVISION TOTALS:</b>				<b>.00</b>	<b>2,913.60</b>	<b>.00</b>	<b>2,913.60</b>	<b>.00</b>	<b>2,913.60</b>	<b>.00</b>	
<b>197 Recreation Athletics</b>											
2023	323	197	7200	.00	764.50	.00	764.50	.00	764.50	.00	
2023	323	197	7300	.00	10.09	.00	10.09	.00	10.09	.00	
<b>DIVISION TOTALS:</b>				<b>.00</b>	<b>774.59</b>	<b>.00</b>	<b>774.59</b>	<b>.00</b>	<b>774.59</b>	<b>.00</b>	
<b>199 Recreation Administration</b>											
2023	323	199	7200	.00	1,863.75	.00	1,863.75	.00	1,863.75	.00	
2023	323	199	7300	.00	803.60	.00	803.60	.00	803.60	.00	
<b>DIVISION TOTALS:</b>				<b>.00</b>	<b>2,667.35</b>	<b>.00</b>	<b>2,667.35</b>	<b>.00</b>	<b>2,667.35</b>	<b>.00</b>	
<b>DEPARTMENT TOTALS:</b>				<b>.00</b>	<b>9,099.59</b>	<b>.00</b>	<b>9,099.59</b>	<b>.00</b>	<b>9,099.59</b>	<b>.00</b>	
<b>PERCENT EXPENDED:</b>				<b>.0</b>	<b>PERCENT EXPENDED AND ENCUMBERED:</b>						<b>.0</b>
<b>416 Cincinnati Health District FUND</b>											
<b>260 Department Of Public Health</b>											
<b>261 Health, Office Of The Commissioner</b>											
2023	416	261	7200	.00	9,018.51	.00	9,018.51	.00	9,018.51	.00	
2023	416	261	7300	.00	487.43	.00	487.43	.00	487.43	.00	
2023	416	261	7400	.00	8,431.00	.00	8,431.00	.00	8,431.00	.00	
<b>DIVISION TOTALS:</b>				<b>.00</b>	<b>17,936.94</b>	<b>.00</b>	<b>17,936.94</b>	<b>.00</b>	<b>17,936.94</b>	<b>.00</b>	
<b>262 Health, Technical Resources</b>											
2023	416	262	7200	.00	1,226.59	.00	1,226.59	.00	1,226.59	.00	
<b>DIVISION TOTALS:</b>				<b>.00</b>	<b>1,226.59</b>	<b>.00</b>	<b>1,226.59</b>	<b>.00</b>	<b>1,226.59</b>	<b>.00</b>	
<b>263 Div Of Community Health</b>											
2023	416	263	7200	.00	1,734.59	.00	1,734.59	.00	1,734.59	.00	
<b>DIVISION TOTALS:</b>				<b>.00</b>	<b>1,734.59</b>	<b>.00</b>	<b>1,734.59</b>	<b>.00</b>	<b>1,734.59</b>	<b>.00</b>	

416 264  
 RUN DATE: 03/10/2026  
 RUN TIME: 08.23.58

CITY OF CINCINNATI - DEPARTMENT OF FINANCE  
 DIVISION OF ACCOUNTS AND AUDITS  
 STATEMENT OF BALANCES  
 APPROPRIATED FUNDS  
 AS OF 02 / 28 / 2026

PGM ID: CFSFA104  
 PAGE: 8

FY	FND	AGY	OBJT	ORIGINAL AUTHORIZATION	ADJUSTED AUTHORIZATION	EXPENDITURES AMOUNT	UNEXPENDED BALANCE	ENCUMBRANCE AMOUNT	UNENCUMBERED BALANCE	PRE-ENCUMBERED AMOUNT	
<b>264 Primary Health Care - S.P.</b>											
2023	416	264	7200	.00	215.50	.00	215.50	.00	215.50	.00	
2023	416	264	7300	.00	173.30	.00	173.30	.00	173.30	.00	
<b>DIVISION TOTALS:</b>				<b>.00</b>	<b>388.80</b>	<b>.00</b>	<b>388.80</b>	<b>.00</b>	<b>388.80</b>	<b>.00</b>	
<b>DEPARTMENT TOTALS:</b>				<b>.00</b>	<b>21,286.92</b>	<b>.00</b>	<b>21,286.92</b>	<b>.00</b>	<b>21,286.92</b>	<b>.00</b>	
<b>PERCENT EXPENDED:</b>				<b>.0</b>	<b>PERCENT EXPENDED AND ENCUMBERED:</b>						<b>.0</b>
<b>449 Cinti Area Geographic Info Sys FUND</b>											
<b>100 Office Of The City Manager</b>											
<b>108 Dept of Performance &amp; Data Analytics</b>											
2023	449	108	7200	.00	6,109.77	.00	6,109.77	.00	6,109.77	.00	
2023	449	108	7300	.00	500.00	.00	500.00	.00	500.00	.00	
2023	449	108	7400	.00	132,458.23	.00	132,458.23	.00	132,458.23	.00	
<b>DIVISION TOTALS:</b>				<b>.00</b>	<b>139,068.00</b>	<b>.00</b>	<b>139,068.00</b>	<b>.00</b>	<b>139,068.00</b>	<b>.00</b>	
<b>DEPARTMENT TOTALS:</b>				<b>.00</b>	<b>139,068.00</b>	<b>.00</b>	<b>139,068.00</b>	<b>.00</b>	<b>139,068.00</b>	<b>.00</b>	
<b>PERCENT EXPENDED:</b>				<b>.0</b>	<b>PERCENT EXPENDED AND ENCUMBERED:</b>						<b>.0</b>
<b>457 CLEAR FUND</b>											
<b>090 Enterprise Technology Solution</b>											
<b>093 ETS-CLEAR</b>											
2023	457	093	7200	.00	73,368.11	.00	73,368.11	.00	73,368.11	.00	
2023	457	093	7300	.00	.20	.00	.20	.00	.20	.00	
2023	457	093	7400	.00	600.00	.00	600.00	.00	600.00	.00	
<b>DIVISION TOTALS:</b>				<b>.00</b>	<b>73,968.31</b>	<b>.00</b>	<b>73,968.31</b>	<b>.00</b>	<b>73,968.31</b>	<b>.00</b>	
<b>DEPARTMENT TOTALS:</b>				<b>.00</b>	<b>73,968.31</b>	<b>.00</b>	<b>73,968.31</b>	<b>.00</b>	<b>73,968.31</b>	<b>.00</b>	
<b>PERCENT EXPENDED:</b>				<b>.0</b>	<b>PERCENT EXPENDED AND ENCUMBERED:</b>						<b>.0</b>
<b>701 Metropolitan Sewer District FUND</b>											
<b>410 Dept. of Sewers Director's Off</b>											
<b>410 Dept. of Sewers Director's Office</b>											
2023	701	410	7200	.00	47,604.75	.00	47,604.75	.00	47,604.75	.00	
2023	701	410	7300	.00	1,387.30	.00	1,387.30	.00	1,387.30	.00	
<b>DIVISION TOTALS:</b>				<b>.00</b>	<b>48,992.05</b>	<b>.00</b>	<b>48,992.05</b>	<b>.00</b>	<b>48,992.05</b>	<b>.00</b>	
<b>DEPARTMENT TOTALS:</b>				<b>.00</b>	<b>48,992.05</b>	<b>.00</b>	<b>48,992.05</b>	<b>.00</b>	<b>48,992.05</b>	<b>.00</b>	
<b>PERCENT EXPENDED:</b>				<b>.0</b>	<b>PERCENT EXPENDED AND ENCUMBERED:</b>						<b>.0</b>
<b>430 MSD Div Of Wastewater Admin</b>											
<b>431 MSD Division of Information Technology</b>											
2023	701	431	7200	.00	72,531.75	.00	72,531.75	.00	72,531.75	.00	
2023	701	431	7400	.00	1,103.53	.00	1,103.53	.00	1,103.53	.00	
<b>DIVISION TOTALS:</b>				<b>.00</b>	<b>73,635.28</b>	<b>.00</b>	<b>73,635.28</b>	<b>.00</b>	<b>73,635.28</b>	<b>.00</b>	
<b>DEPARTMENT TOTALS:</b>				<b>.00</b>	<b>73,635.28</b>	<b>.00</b>	<b>73,635.28</b>	<b>.00</b>	<b>73,635.28</b>	<b>.00</b>	
<b>PERCENT EXPENDED:</b>				<b>.0</b>	<b>PERCENT EXPENDED AND ENCUMBERED:</b>						<b>.0</b>

701 442  
 RUN DATE: 03/10/2026  
 RUN TIME: 08.23.58

CITY OF CINCINNATI - DEPARTMENT OF FINANCE  
 DIVISION OF ACCOUNTS AND AUDITS  
 STATEMENT OF BALANCES  
 APPROPRIATED FUNDS  
 AS OF 02 / 28 / 2026

PGM ID: CFSFA104  
 PAGE: 9

FY	FND	AGY	OBJT	ORIGINAL AUTHORIZATION	ADJUSTED AUTHORIZATION	EXPENDITURES AMOUNT	UNEXPENDED BALANCE	ENCUMBRANCE AMOUNT	UNENCUMBERED BALANCE	PRE-ENCUMBERED AMOUNT	
<b>440 MSD Div Of Wastewater Treatment</b>											
<b>442 MSD Millcreek Section</b>											
2023	701	442	7200	.00	410,313.01	11,170.10	399,142.91	.00	399,142.91	.00	
2023	701	442	7300	.00	101,073.49	30,309.00	70,764.49	8,619.00	62,145.49	.00	
2023	701	442	7400	.00	1,000.00	.00	1,000.00	.00	1,000.00	.00	
<b>DIVISION TOTALS:</b>				<b>.00</b>	<b>512,386.50</b>	<b>41,479.10</b>	<b>470,907.40</b>	<b>8,619.00</b>	<b>462,288.40</b>	<b>.00</b>	
<b>443 MSD Little Miami Section</b>											
2023	701	443	7200	.00	27,220.50	.00	27,220.50	.00	27,220.50	.00	
2023	701	443	7300	.00	9,085.97	.00	9,085.97	.00	9,085.97	.00	
2023	701	443	7400	.00	800.00	.00	800.00	.00	800.00	.00	
<b>DIVISION TOTALS:</b>				<b>.00</b>	<b>37,106.47</b>	<b>.00</b>	<b>37,106.47</b>	<b>.00</b>	<b>37,106.47</b>	<b>.00</b>	
<b>444 MSD Muddy Creek Section</b>											
2023	701	444	7200	.00	7,758.76	.00	7,758.76	.00	7,758.76	.00	
2023	701	444	7300	.00	25,596.08	.00	25,596.08	.00	25,596.08	.00	
2023	701	444	7400	.00	1,105.76	.00	1,105.76	.00	1,105.76	.00	
<b>DIVISION TOTALS:</b>				<b>.00</b>	<b>34,460.60</b>	<b>.00</b>	<b>34,460.60</b>	<b>.00</b>	<b>34,460.60</b>	<b>.00</b>	
<b>445 MSD Sycamore Section</b>											
2023	701	445	7200	.00	4,213.18	.00	4,213.18	1,200.00	3,013.18	.00	
2023	701	445	7400	.00	1,000.00	.00	1,000.00	.00	1,000.00	.00	
<b>DIVISION TOTALS:</b>				<b>.00</b>	<b>5,213.18</b>	<b>.00</b>	<b>5,213.18</b>	<b>1,200.00</b>	<b>4,013.18</b>	<b>.00</b>	
<b>446 MSD Taylor Creek Section</b>											
2023	701	446	7200	.00	15,079.17	.00	15,079.17	.00	15,079.17	.00	
2023	701	446	7400	.00	1,000.00	.00	1,000.00	.00	1,000.00	.00	
<b>DIVISION TOTALS:</b>				<b>.00</b>	<b>16,079.17</b>	<b>.00</b>	<b>16,079.17</b>	<b>.00</b>	<b>16,079.17</b>	<b>.00</b>	
<b>447 MSD Polk Run Section</b>											
2023	701	447	7400	.00	1,000.00	.00	1,000.00	.00	1,000.00	.00	
<b>DIVISION TOTALS:</b>				<b>.00</b>	<b>1,000.00</b>	<b>.00</b>	<b>1,000.00</b>	<b>.00</b>	<b>1,000.00</b>	<b>.00</b>	
<b>448 MSD Pump Stations</b>											
2023	701	448	7200	.00	254.47	.00	254.47	.00	254.47	.00	
2023	701	448	7300	.00	1,155.62	.00	1,155.62	.00	1,155.62	.00	
<b>DIVISION TOTALS:</b>				<b>.00</b>	<b>1,410.09</b>	<b>.00</b>	<b>1,410.09</b>	<b>.00</b>	<b>1,410.09</b>	<b>.00</b>	
<b>DEPARTMENT TOTALS:</b>				<b>.00</b>	<b>607,656.01</b>	<b>41,479.10</b>	<b>566,176.91</b>	<b>9,819.00</b>	<b>556,357.91</b>	<b>.00</b>	
<b>PERCENT EXPENDED:</b>				<b>6.8</b>	<b>PERCENT EXPENDED AND ENCUMBERED:</b>						<b>8.4</b>
<b>450 MSD Div Of Wastewater Collecti</b>											
<b>450 MSD Div Of Wastewater Collection</b>											
2023	701	450	7200	.00	186,344.54	77,677.59	108,666.95	41,322.41	67,344.54	.00	
2023	701	450	7300	.00	71,491.09	.00	71,491.09	.00	71,491.09	.00	
2023	701	450	7400	.00	265.68	.00	265.68	.00	265.68	.00	
<b>DIVISION TOTALS:</b>				<b>.00</b>	<b>258,101.31</b>	<b>77,677.59</b>	<b>180,423.72</b>	<b>41,322.41</b>	<b>139,101.31</b>	<b>.00</b>	
<b>DEPARTMENT TOTALS:</b>				<b>.00</b>	<b>258,101.31</b>	<b>77,677.59</b>	<b>180,423.72</b>	<b>41,322.41</b>	<b>139,101.31</b>	<b>.00</b>	
<b>PERCENT EXPENDED:</b>				<b>30.1</b>	<b>PERCENT EXPENDED AND ENCUMBERED:</b>						<b>46.1</b>

701 460  
 RUN DATE: 03/10/2026  
 RUN TIME: 08.23.58

CITY OF CINCINNATI - DEPARTMENT OF FINANCE  
 DIVISION OF ACCOUNTS AND AUDITS  
 STATEMENT OF BALANCES  
 APPROPRIATED FUNDS  
 AS OF 02 / 28 / 2026

PGM ID: CFSFA104  
 PAGE: 10

FY	FND	AGY	OBJT	ORIGINAL AUTHORIZATION	ADJUSTED AUTHORIZATION	EXPENDITURES AMOUNT	UNEXPENDED BALANCE	ENCUMBRANCE AMOUNT	UNENCUMBERED BALANCE	PRE-ENCUMBERED AMOUNT
<b>460 MSD Div Of Industrial Waste</b>										
<b>460 MSD Div Of Industrial Waste</b>										
2023	701	460	7200	.00	105,599.09	.00	105,599.09	.00	105,599.09	.00
2023	701	460	7300	.00	16,624.56	.00	16,624.56	.00	16,624.56	.00
<b>DIVISION TOTALS:</b>				<b>.00</b>	<b>122,223.65</b>	<b>.00</b>	<b>122,223.65</b>	<b>.00</b>	<b>122,223.65</b>	<b>.00</b>
<b>DEPARTMENT TOTALS:</b>				<b>.00</b>	<b>122,223.65</b>	<b>.00</b>	<b>122,223.65</b>	<b>.00</b>	<b>122,223.65</b>	<b>.00</b>
<b>PERCENT EXPENDED:</b>				<b>.0</b>	<b>PERCENT EXPENDED AND ENCUMBERED:</b>			<b>.0</b>		
<b>980 Capital Outlay Accounts</b>										
<b>981 Motorized &amp; Construction Equip</b>										
2023	701	981	7600	.00	765,883.80	551,549.80	214,334.00	.00	214,334.00	.00
<b>DIVISION TOTALS:</b>				<b>.00</b>	<b>765,883.80</b>	<b>551,549.80</b>	<b>214,334.00</b>	<b>.00</b>	<b>214,334.00</b>	<b>.00</b>
<b>982 Office &amp; Technical Equip</b>										
2023	701	982	7600	.00	2,261.93	.00	2,261.93	.00	2,261.93	.00
<b>DIVISION TOTALS:</b>				<b>.00</b>	<b>2,261.93</b>	<b>.00</b>	<b>2,261.93</b>	<b>.00</b>	<b>2,261.93</b>	<b>.00</b>
<b>DEPARTMENT TOTALS:</b>				<b>.00</b>	<b>768,145.73</b>	<b>551,549.80</b>	<b>216,595.93</b>	<b>.00</b>	<b>216,595.93</b>	<b>.00</b>
<b>PERCENT EXPENDED:</b>				<b>71.8</b>	<b>PERCENT EXPENDED AND ENCUMBERED:</b>			<b>71.8</b>		
<b>050 General FUND</b>										
<b>010 Office Of The Clerk Of Council</b>										
<b>041 Office Of The Clerk Of Council</b>										
2024	050	041	7200	.00	11,522.14	.00	11,522.14	7,500.00	4,022.14	.00
<b>DIVISION TOTALS:</b>				<b>.00</b>	<b>11,522.14</b>	<b>.00</b>	<b>11,522.14</b>	<b>7,500.00</b>	<b>4,022.14</b>	<b>.00</b>
<b>DEPARTMENT TOTALS:</b>				<b>.00</b>	<b>11,522.14</b>	<b>.00</b>	<b>11,522.14</b>	<b>7,500.00</b>	<b>4,022.14</b>	<b>.00</b>
<b>PERCENT EXPENDED:</b>				<b>.0</b>	<b>PERCENT EXPENDED AND ENCUMBERED:</b>			<b>65.1</b>		
<b>090 Enterprise Technology Solution</b>										
<b>091 Enterprise Technology Solutions</b>										
2024	050	091	7200	.00	30,248.00	.00	30,248.00	.00	30,248.00	.00
<b>DIVISION TOTALS:</b>				<b>.00</b>	<b>30,248.00</b>	<b>.00</b>	<b>30,248.00</b>	<b>.00</b>	<b>30,248.00</b>	<b>.00</b>
<b>DEPARTMENT TOTALS:</b>				<b>.00</b>	<b>30,248.00</b>	<b>.00</b>	<b>30,248.00</b>	<b>.00</b>	<b>30,248.00</b>	<b>.00</b>
<b>PERCENT EXPENDED:</b>				<b>.0</b>	<b>PERCENT EXPENDED AND ENCUMBERED:</b>			<b>.0</b>		
<b>100 Office Of The City Manager</b>										
<b>101 City Manager's Office</b>										
2024	050	101	7200	.00	61,824.77	9,000.00	52,824.77	3,975.00	48,849.77	.00
2024	050	101	7400	.00	432,607.71	116,611.52	315,996.19	315,996.19	.00	.00
<b>DIVISION TOTALS:</b>				<b>.00</b>	<b>494,432.48</b>	<b>125,611.52</b>	<b>368,820.96</b>	<b>319,971.19</b>	<b>48,849.77</b>	<b>.00</b>
<b>103 Emergency Communications</b>										
2024	050	103	7200	.00	1,200.00	.00	1,200.00	.00	1,200.00	.00
2024	050	103	7300	.00	2,385.36	.00	2,385.36	.00	2,385.36	.00
2024	050	103	7400	.00	42,046.64	17,112.00	24,934.64	24,934.64	.00	.00
<b>DIVISION TOTALS:</b>				<b>.00</b>	<b>45,632.00</b>	<b>17,112.00</b>	<b>28,520.00</b>	<b>24,934.64</b>	<b>3,585.36</b>	<b>.00</b>

050 107  
 RUN DATE: 03/10/2026  
 RUN TIME: 08.23.58

CITY OF CINCINNATI - DEPARTMENT OF FINANCE  
 DIVISION OF ACCOUNTS AND AUDITS  
 STATEMENT OF BALANCES  
 APPROPRIATED FUNDS  
 AS OF 02 / 28 / 2026

PGM ID: CFSFA104  
 PAGE: 11

FY	FND	AGY	OBJT	ORIGINAL AUTHORIZATION	ADJUSTED AUTHORIZATION	EXPENDITURES AMOUNT	UNEXPENDED BALANCE	ENCUMBRANCE AMOUNT	UNENCUMBERED BALANCE	PRE-ENCUMBERED AMOUNT	
<b>107 Procurement</b>											
2024	050	107	7200	.00	23,755.67	.00	23,755.67	.00	23,755.67	.00	
2024	050	107	7300	.00	21,709.36	.00	21,709.36	.00	21,709.36	.00	
2024	050	107	7400	.00	3,310.00	.00	3,310.00	.00	3,310.00	.00	
<b>DIVISION TOTALS:</b>				<b>.00</b>	<b>48,775.03</b>	<b>.00</b>	<b>48,775.03</b>	<b>.00</b>	<b>48,775.03</b>	<b>.00</b>	
<b>DEPARTMENT TOTALS:</b>				<b>.00</b>	<b>588,839.51</b>	<b>142,723.52</b>	<b>446,115.99</b>	<b>344,905.83</b>	<b>101,210.16</b>	<b>.00</b>	
<b>PERCENT EXPENDED:</b>				<b>24.2</b>	<b>PERCENT EXPENDED AND ENCUMBERED:</b>						<b>82.8</b>
<b>110 Department Of Law</b>											
<b>111 Civil</b>											
2024	050	111	7200	.00	30,863.97	5,680.00	25,183.97	.00	25,183.97	.00	
<b>DIVISION TOTALS:</b>				<b>.00</b>	<b>30,863.97</b>	<b>5,680.00</b>	<b>25,183.97</b>	<b>.00</b>	<b>25,183.97</b>	<b>.00</b>	
<b>DEPARTMENT TOTALS:</b>				<b>.00</b>	<b>30,863.97</b>	<b>5,680.00</b>	<b>25,183.97</b>	<b>.00</b>	<b>25,183.97</b>	<b>.00</b>	
<b>PERCENT EXPENDED:</b>				<b>18.4</b>	<b>PERCENT EXPENDED AND ENCUMBERED:</b>						<b>18.4</b>
<b>130 Department Of Finance</b>											
<b>133 Finance, Accounts &amp; Audits</b>											
2024	050	133	7200	.00	130.65	.00	130.65	130.65	.00	.00	
<b>DIVISION TOTALS:</b>				<b>.00</b>	<b>130.65</b>	<b>.00</b>	<b>130.65</b>	<b>130.65</b>	<b>.00</b>	<b>.00</b>	
<b>134 Finance, Treasury</b>											
2024	050	134	7200	.00	8,366.77	.00	8,366.77	.00	8,366.77	.00	
2024	050	134	7300	.00	5,037.08	.00	5,037.08	.00	5,037.08	.00	
2024	050	134	7400	.00	202.02	.00	202.02	.00	202.02	.00	
<b>DIVISION TOTALS:</b>				<b>.00</b>	<b>13,605.87</b>	<b>.00</b>	<b>13,605.87</b>	<b>.00</b>	<b>13,605.87</b>	<b>.00</b>	
<b>136 Finance, Income Tax</b>											
2024	050	136	7200	.00	660.35	.00	660.35	.00	660.35	.00	
2024	050	136	7300	.00	7.22	.00	7.22	.00	7.22	.00	
2024	050	136	7400	.00	97.72	.00	97.72	.00	97.72	.00	
<b>DIVISION TOTALS:</b>				<b>.00</b>	<b>765.29</b>	<b>.00</b>	<b>765.29</b>	<b>.00</b>	<b>765.29</b>	<b>.00</b>	
<b>DEPARTMENT TOTALS:</b>				<b>.00</b>	<b>14,501.81</b>	<b>.00</b>	<b>14,501.81</b>	<b>130.65</b>	<b>14,371.16</b>	<b>.00</b>	
<b>PERCENT EXPENDED:</b>				<b>.0</b>	<b>PERCENT EXPENDED AND ENCUMBERED:</b>						<b>.9</b>
<b>160 Community Developmt</b>											
<b>164 Division Of Community Devel</b>											
2024	050	164	7200	.00	942,500.32	381,387.36	561,112.96	531,112.96	30,000.00	.00	
2024	050	164	7400	.00	14,855.39	14,855.39	.00	.00	.00	.00	
<b>DIVISION TOTALS:</b>				<b>.00</b>	<b>957,355.71</b>	<b>396,242.75</b>	<b>561,112.96</b>	<b>531,112.96</b>	<b>30,000.00</b>	<b>.00</b>	
<b>DEPARTMENT TOTALS:</b>				<b>.00</b>	<b>957,355.71</b>	<b>396,242.75</b>	<b>561,112.96</b>	<b>531,112.96</b>	<b>30,000.00</b>	<b>.00</b>	
<b>PERCENT EXPENDED:</b>				<b>41.4</b>	<b>PERCENT EXPENDED AND ENCUMBERED:</b>						<b>96.9</b>
<b>170 Department Of Planning &amp; Build</b>											
<b>171 City Planning</b>											
2024	050	171	7300	.00	328.27	.00	328.27	.00	328.27	.00	
2024	050	171	7400	.00	519.26	.00	519.26	.00	519.26	.00	
<b>DIVISION TOTALS:</b>				<b>.00</b>	<b>847.53</b>	<b>.00</b>	<b>847.53</b>	<b>.00</b>	<b>847.53</b>	<b>.00</b>	
<b>DEPARTMENT TOTALS:</b>				<b>.00</b>	<b>847.53</b>	<b>.00</b>	<b>847.53</b>	<b>.00</b>	<b>847.53</b>	<b>.00</b>	
<b>PERCENT EXPENDED:</b>				<b>.0</b>	<b>PERCENT EXPENDED AND ENCUMBERED:</b>						<b>.0</b>

050 181  
 RUN DATE: 03/10/2026  
 RUN TIME: 08.23.58

CITY OF CINCINNATI - DEPARTMENT OF FINANCE  
 DIVISION OF ACCOUNTS AND AUDITS  
 STATEMENT OF BALANCES  
 APPROPRIATED FUNDS  
 AS OF 02 / 28 / 2026

PGM ID: CFSFA104  
 PAGE: 12

FY	FND	AGY	OBJT	ORIGINAL AUTHORIZATION	ADJUSTED AUTHORIZATION	EXPENDITURES AMOUNT	UNEXPENDED BALANCE	ENCUMBRANCE AMOUNT	UNENCUMBERED BALANCE	PRE-ENCUMBERED AMOUNT	
<b>180 Citizens' Complaint Authority</b>											
<b>181 Citizens' Complaint Authority</b>											
2024	050	181	7200	.00	500.00	.00	500.00	.00	500.00	.00	
<b>DIVISION TOTALS:</b>				<b>.00</b>	<b>500.00</b>	<b>.00</b>	<b>500.00</b>	<b>.00</b>	<b>500.00</b>	<b>.00</b>	
<b>DEPARTMENT TOTALS:</b>				<b>.00</b>	<b>500.00</b>	<b>.00</b>	<b>500.00</b>	<b>.00</b>	<b>500.00</b>	<b>.00</b>	
<b>PERCENT EXPENDED:</b>				<b>.0</b>	<b>PERCENT EXPENDED AND ENCUMBERED:</b>						<b>.0</b>
<b>190 Dept Of Public Recreation</b>											
<b>191 Recreation West Region</b>											
2024	050	191	7200	.00	162.81	.00	162.81	.00	162.81	.00	
<b>DIVISION TOTALS:</b>				<b>.00</b>	<b>162.81</b>	<b>.00</b>	<b>162.81</b>	<b>.00</b>	<b>162.81</b>	<b>.00</b>	
<b>192 Recreation East Region</b>											
2024	050	192	7200	.00	177.92	.00	177.92	.00	177.92	.00	
<b>DIVISION TOTALS:</b>				<b>.00</b>	<b>177.92</b>	<b>.00</b>	<b>177.92</b>	<b>.00</b>	<b>177.92</b>	<b>.00</b>	
<b>193 Recreation Central Region</b>											
2024	050	193	7200	.00	16.46	.00	16.46	.00	16.46	.00	
<b>DIVISION TOTALS:</b>				<b>.00</b>	<b>16.46</b>	<b>.00</b>	<b>16.46</b>	<b>.00</b>	<b>16.46</b>	<b>.00</b>	
<b>197 Recreation Athletics</b>											
2024	050	197	7200	.00	15,367.68	15,367.68	.00	.00	.00	.00	
<b>DIVISION TOTALS:</b>				<b>.00</b>	<b>15,367.68</b>	<b>15,367.68</b>	<b>.00</b>	<b>.00</b>	<b>.00</b>	<b>.00</b>	
<b>199 Recreation Administration</b>											
2024	050	199	7300	.00	17,302.00	.00	17,302.00	17,302.00	.00	.00	
<b>DIVISION TOTALS:</b>				<b>.00</b>	<b>17,302.00</b>	<b>.00</b>	<b>17,302.00</b>	<b>17,302.00</b>	<b>.00</b>	<b>.00</b>	
<b>DEPARTMENT TOTALS:</b>				<b>.00</b>	<b>33,026.87</b>	<b>15,367.68</b>	<b>17,659.19</b>	<b>17,302.00</b>	<b>357.19</b>	<b>.00</b>	
<b>PERCENT EXPENDED:</b>				<b>46.5</b>	<b>PERCENT EXPENDED AND ENCUMBERED:</b>						<b>98.9</b>
<b>200 Department Of Parks</b>											
<b>202 Parks, Operations &amp; Facility Mgmt</b>											
2024	050	202	7200	.00	448.00	.00	448.00	.00	448.00	.00	
2024	050	202	7300	.00	2,265.52	.00	2,265.52	.00	2,265.52	.00	
<b>DIVISION TOTALS:</b>				<b>.00</b>	<b>2,713.52</b>	<b>.00</b>	<b>2,713.52</b>	<b>.00</b>	<b>2,713.52</b>	<b>.00</b>	
<b>203 Parks, Adm &amp; Program Services</b>											
2024	050	203	7300	.00	265.44	.00	265.44	.00	265.44	.00	
<b>DIVISION TOTALS:</b>				<b>.00</b>	<b>265.44</b>	<b>.00</b>	<b>265.44</b>	<b>.00</b>	<b>265.44</b>	<b>.00</b>	
<b>DEPARTMENT TOTALS:</b>				<b>.00</b>	<b>2,978.96</b>	<b>.00</b>	<b>2,978.96</b>	<b>.00</b>	<b>2,978.96</b>	<b>.00</b>	
<b>PERCENT EXPENDED:</b>				<b>.0</b>	<b>PERCENT EXPENDED AND ENCUMBERED:</b>						<b>.0</b>
<b>210 Dept Of Bldgs &amp; Inspections</b>											
<b>211 Bldg &amp; Inspections, Director</b>											
2024	050	211	7200	.00	170.00	.00	170.00	.00	170.00	.00	
2024	050	211	7300	.00	542.51	.00	542.51	.00	542.51	.00	
2024	050	211	7400	.00	1,450.00	.00	1,450.00	.00	1,450.00	.00	
<b>DIVISION TOTALS:</b>				<b>.00</b>	<b>2,162.51</b>	<b>.00</b>	<b>2,162.51</b>	<b>.00</b>	<b>2,162.51</b>	<b>.00</b>	
<b>DEPARTMENT TOTALS:</b>				<b>.00</b>	<b>2,162.51</b>	<b>.00</b>	<b>2,162.51</b>	<b>.00</b>	<b>2,162.51</b>	<b>.00</b>	
<b>PERCENT EXPENDED:</b>				<b>.0</b>	<b>PERCENT EXPENDED AND ENCUMBERED:</b>						<b>.0</b>

050 222  
 RUN DATE: 03/10/2026  
 RUN TIME: 08.23.58

CITY OF CINCINNATI - DEPARTMENT OF FINANCE  
 DIVISION OF ACCOUNTS AND AUDITS  
 STATEMENT OF BALANCES  
 APPROPRIATED FUNDS  
 AS OF 02 / 28 / 2026

PGM ID: CFSFA104  
 PAGE: 13

FY	FND	AGY	OBJT	ORIGINAL AUTHORIZATION	ADJUSTED AUTHORIZATION	EXPENDITURES AMOUNT	UNEXPENDED BALANCE	ENCUMBRANCE AMOUNT	UNENCUMBERED BALANCE	PRE-ENCUMBERED AMOUNT	
<b>220 Department of Police</b>											
<b>222 Department Of Police</b>											
2024	050	222	7200	.00	88,805.33	.00	88,805.33	.00	88,805.33	.00	
2024	050	222	7300	.00	31,176.00	.00	31,176.00	.00	31,176.00	.00	
2024	050	222	7400	.00	216.48	.00	216.48	.00	216.48	.00	
<b>DIVISION TOTALS:</b>				<b>.00</b>	<b>120,197.81</b>	<b>.00</b>	<b>120,197.81</b>	<b>.00</b>	<b>120,197.81</b>	<b>.00</b>	
<b>225 Police - Investigations</b>											
2024	050	225	7200	.00	28,901.00	.00	28,901.00	.00	28,901.00	.00	
2024	050	225	7300	.00	7,115.86	.00	7,115.86	.00	7,115.86	.00	
2024	050	225	7400	.00	801.00	.00	801.00	.00	801.00	.00	
<b>DIVISION TOTALS:</b>				<b>.00</b>	<b>36,817.86</b>	<b>.00</b>	<b>36,817.86</b>	<b>.00</b>	<b>36,817.86</b>	<b>.00</b>	
<b>226 Police - Support</b>											
2024	050	226	7200	.00	7,791.80	.00	7,791.80	3,541.80	4,250.00	.00	
2024	050	226	7300	.00	184,816.53	5,785.88	179,030.65	124,178.86	54,851.79	.00	
2024	050	226	7400	.00	3,000.00	.00	3,000.00	.00	3,000.00	.00	
<b>DIVISION TOTALS:</b>				<b>.00</b>	<b>195,608.33</b>	<b>5,785.88</b>	<b>189,822.45</b>	<b>127,720.66</b>	<b>62,101.79</b>	<b>.00</b>	
<b>227 Police - Administration</b>											
2024	050	227	7200	.00	18,788.00	.00	18,788.00	.00	18,788.00	.00	
2024	050	227	7300	.00	24,768.43	.00	24,768.43	20,984.72	3,783.71	.00	
2024	050	227	7400	.00	19,852.17	14,000.00	5,852.17	3,190.00	2,662.17	.00	
<b>DIVISION TOTALS:</b>				<b>.00</b>	<b>63,408.60</b>	<b>14,000.00</b>	<b>49,408.60</b>	<b>24,174.72</b>	<b>25,233.88</b>	<b>.00</b>	
<b>DEPARTMENT TOTALS:</b>				<b>.00</b>	<b>416,032.60</b>	<b>19,785.88</b>	<b>396,246.72</b>	<b>151,895.38</b>	<b>244,351.34</b>	<b>.00</b>	
<b>PERCENT EXPENDED:</b>				<b>4.8</b>	<b>PERCENT EXPENDED AND ENCUMBERED:</b>						<b>41.3</b>
<b>230 Dept Of Transportation &amp; Engin</b>											
<b>232 Div Of Transportation Planning</b>											
2024	050	232	7200	.00	42,167.56	39,263.47	2,904.09	2,500.00	404.09	.00	
<b>DIVISION TOTALS:</b>				<b>.00</b>	<b>42,167.56</b>	<b>39,263.47</b>	<b>2,904.09</b>	<b>2,500.00</b>	<b>404.09</b>	<b>.00</b>	
<b>DEPARTMENT TOTALS:</b>				<b>.00</b>	<b>42,167.56</b>	<b>39,263.47</b>	<b>2,904.09</b>	<b>2,500.00</b>	<b>404.09</b>	<b>.00</b>	
<b>PERCENT EXPENDED:</b>				<b>93.1</b>	<b>PERCENT EXPENDED AND ENCUMBERED:</b>						<b>99.0</b>
<b>250 Dept Of Public Services</b>											
<b>253 Div Of Neighborhood Operations</b>											
2024	050	253	7200	.00	2,100.00	.00	2,100.00	2,100.00	.00	.00	
<b>DIVISION TOTALS:</b>				<b>.00</b>	<b>2,100.00</b>	<b>.00</b>	<b>2,100.00</b>	<b>2,100.00</b>	<b>.00</b>	<b>.00</b>	
<b>255 Div Of City Facility Mgmt</b>											
2024	050	255	7200	.00	1,140.00	.00	1,140.00	1,140.00	.00	.00	
<b>DIVISION TOTALS:</b>				<b>.00</b>	<b>1,140.00</b>	<b>.00</b>	<b>1,140.00</b>	<b>1,140.00</b>	<b>.00</b>	<b>.00</b>	
<b>DEPARTMENT TOTALS:</b>				<b>.00</b>	<b>3,240.00</b>	<b>.00</b>	<b>3,240.00</b>	<b>3,240.00</b>	<b>.00</b>	<b>.00</b>	
<b>PERCENT EXPENDED:</b>				<b>.0</b>	<b>PERCENT EXPENDED AND ENCUMBERED:</b>						<b>100.0</b>
<b>270 Department Of Fire</b>											
<b>271 Fire - Response</b>											
2024	050	271	7200	.00	189,629.32	9,746.00	179,883.32	179,883.32	.00	.00	
2024	050	271	7300	.00	79,476.17	.00	79,476.17	79,476.17	.00	.00	
2024	050	271	7400	.00	843.53	.00	843.53	843.53	.00	.00	
<b>DIVISION TOTALS:</b>				<b>.00</b>	<b>269,949.02</b>	<b>9,746.00</b>	<b>260,203.02</b>	<b>260,203.02</b>	<b>.00</b>	<b>.00</b>	

050 272  
 RUN DATE: 03/10/2026  
 RUN TIME: 08.23.58

CITY OF CINCINNATI - DEPARTMENT OF FINANCE  
 DIVISION OF ACCOUNTS AND AUDITS  
 STATEMENT OF BALANCES  
 APPROPRIATED FUNDS  
 AS OF 02 / 28 / 2026

PGM ID: CFSFA104  
 PAGE: 14

FY	FND	AGY	OBJT	ORIGINAL AUTHORIZATION	ADJUSTED AUTHORIZATION	EXPENDITURES AMOUNT	UNEXPENDED BALANCE	ENCUMBRANCE AMOUNT	UNENCUMBERED BALANCE	PRE-ENCUMBERED AMOUNT	
<b>272 Fire - Support Services</b>											
2024	050	272	7200	.00	6,415.93	.00	6,415.93	6,415.93	.00	.00	
2024	050	272	7300	.00	15,751.61	.00	15,751.61	15,751.61	.00	.00	
<b>DIVISION TOTALS:</b>				<b>.00</b>	<b>22,167.54</b>	<b>.00</b>	<b>22,167.54</b>	<b>22,167.54</b>	<b>.00</b>	<b>.00</b>	
<b>DEPARTMENT TOTALS:</b>				<b>.00</b>	<b>292,116.56</b>	<b>9,746.00</b>	<b>282,370.56</b>	<b>282,370.56</b>	<b>.00</b>	<b>.00</b>	
<b>PERCENT EXPENDED:</b>				<b>3.3</b>	<b>PERCENT EXPENDED AND ENCUMBERED:</b>						<b>100.0</b>
<b>280</b>											
<b>281 Economic Inclusion</b>											
2024	050	281	7200	.00	2,500.00	.00	2,500.00	.00	2,500.00	.00	
2024	050	281	7300	.00	120.00	.00	120.00	.00	120.00	.00	
2024	050	281	7400	.00	382.05	.00	382.05	.00	382.05	.00	
<b>DIVISION TOTALS:</b>				<b>.00</b>	<b>3,002.05</b>	<b>.00</b>	<b>3,002.05</b>	<b>.00</b>	<b>3,002.05</b>	<b>.00</b>	
<b>DEPARTMENT TOTALS:</b>				<b>.00</b>	<b>3,002.05</b>	<b>.00</b>	<b>3,002.05</b>	<b>.00</b>	<b>3,002.05</b>	<b>.00</b>	
<b>PERCENT EXPENDED:</b>				<b>.0</b>	<b>PERCENT EXPENDED AND ENCUMBERED:</b>						<b>.0</b>
<b>920 Employee Benefits (Cont)</b>											
<b>928 Tuition Reimbursement</b>											
2024	050	928	7400	.00	57,941.00	.00	57,941.00	.00	57,941.00	.00	
<b>DIVISION TOTALS:</b>				<b>.00</b>	<b>57,941.00</b>	<b>.00</b>	<b>57,941.00</b>	<b>.00</b>	<b>57,941.00</b>	<b>.00</b>	
<b>DEPARTMENT TOTALS:</b>				<b>.00</b>	<b>57,941.00</b>	<b>.00</b>	<b>57,941.00</b>	<b>.00</b>	<b>57,941.00</b>	<b>.00</b>	
<b>PERCENT EXPENDED:</b>				<b>.0</b>	<b>PERCENT EXPENDED AND ENCUMBERED:</b>						<b>.0</b>
<b>950 Miscellaneous Accounts</b>											
<b>951 Judgments Against The City</b>											
2024	050	951	7400	.00	112.41	.00	112.41	.00	112.41	.00	
<b>DIVISION TOTALS:</b>				<b>.00</b>	<b>112.41</b>	<b>.00</b>	<b>112.41</b>	<b>.00</b>	<b>112.41</b>	<b>.00</b>	
<b>952 Enterprise Software and Licenses</b>											
2024	050	952	7300	.00	4,209.20	.00	4,209.20	.00	4,209.20	.00	
2024	050	952	7400	.00	462,799.69	.00	462,799.69	.00	462,799.69	.00	
<b>DIVISION TOTALS:</b>				<b>.00</b>	<b>467,008.89</b>	<b>.00</b>	<b>467,008.89</b>	<b>.00</b>	<b>467,008.89</b>	<b>.00</b>	
<b>953 Memberships &amp; Publications</b>											
2024	050	953	7200	.00	5,000.00	.00	5,000.00	.00	5,000.00	.00	
<b>DIVISION TOTALS:</b>				<b>.00</b>	<b>5,000.00</b>	<b>.00</b>	<b>5,000.00</b>	<b>.00</b>	<b>5,000.00</b>	<b>.00</b>	
<b>959 Manager's Office Obligations</b>											
2024	050	959	7200	.00	4,138.58	.00	4,138.58	.00	4,138.58	.00	
<b>DIVISION TOTALS:</b>				<b>.00</b>	<b>4,138.58</b>	<b>.00</b>	<b>4,138.58</b>	<b>.00</b>	<b>4,138.58</b>	<b>.00</b>	
<b>DEPARTMENT TOTALS:</b>				<b>.00</b>	<b>476,259.88</b>	<b>.00</b>	<b>476,259.88</b>	<b>9,138.58</b>	<b>467,121.30</b>	<b>.00</b>	
<b>PERCENT EXPENDED:</b>				<b>.0</b>	<b>PERCENT EXPENDED AND ENCUMBERED:</b>						<b>1.9</b>
<b>101 Water Works FUND</b>											
<b>300 Department Of Water Works</b>											
<b>301 Water Works, Business Service</b>											
2024	101	301	7200	.00	127,467.58	16,849.88	110,617.70	110,617.70	.00	.00	
2024	101	301	7300	.00	8,490.61	.00	8,490.61	8,490.61	.00	.00	
2024	101	301	7400	.00	123,234.42	.00	123,234.42	123,234.42	.00	.00	
<b>DIVISION TOTALS:</b>				<b>.00</b>	<b>259,192.61</b>	<b>16,849.88</b>	<b>242,342.73</b>	<b>242,342.73</b>	<b>.00</b>	<b>.00</b>	

101 302  
 RUN DATE: 03/10/2026  
 RUN TIME: 08.23.58

CITY OF CINCINNATI - DEPARTMENT OF FINANCE  
 DIVISION OF ACCOUNTS AND AUDITS  
 STATEMENT OF BALANCES  
 APPROPRIATED FUNDS  
 AS OF 02 / 28 / 2026

PGM ID: CFSFA104  
 PAGE: 15

FY	FND	AGY	OBJT	ORIGINAL AUTHORIZATION	ADJUSTED AUTHORIZATION	EXPENDITURES AMOUNT	UNEXPENDED BALANCE	ENCUMBRANCE AMOUNT	UNENCUMBERED BALANCE	PRE-ENCUMBERED AMOUNT	
<b>302 Water Works, Commercial Services</b>											
2024	101	302	7200	.00	711,289.01	.00	711,289.01	711,289.01	.00	.00	
2024	101	302	7300	.00	41,051.18	.00	41,051.18	41,051.18	.00	.00	
2024	101	302	7400	.00	4,679.30	.00	4,679.30	4,679.30	.00	.00	
<b>DIVISION TOTALS:</b>				<b>.00</b>	<b>757,019.49</b>	<b>.00</b>	<b>757,019.49</b>	<b>757,019.49</b>	<b>.00</b>	<b>.00</b>	
<b>303 Water Works, Div Of Supply</b>											
2024	101	303	7200	.00	3,757,984.77	.00	3,757,984.77	3,757,984.77	.00	.00	
2024	101	303	7300	.00	222,125.13	4,541.58	217,583.55	215,152.08	2,431.47	.00	
2024	101	303	7400	.00	29,247.80	.00	29,247.80	29,247.80	.00	.00	
<b>DIVISION TOTALS:</b>				<b>.00</b>	<b>4,009,357.70</b>	<b>4,541.58</b>	<b>4,004,816.12</b>	<b>4,002,384.65</b>	<b>2,431.47</b>	<b>.00</b>	
<b>304 Water Works, Div Of Distribution</b>											
2024	101	304	7200	.00	376,265.57	.00	376,265.57	376,265.57	.00	.00	
2024	101	304	7300	.00	106,699.69	.00	106,699.69	106,699.69	.00	.00	
2024	101	304	7400	.00	262.92	.00	262.92	262.92	.00	.00	
<b>DIVISION TOTALS:</b>				<b>.00</b>	<b>483,228.18</b>	<b>.00</b>	<b>483,228.18</b>	<b>483,228.18</b>	<b>.00</b>	<b>.00</b>	
<b>305 Div Of Wtr Quality &amp; Treatment</b>											
2024	101	305	7200	.00	98,306.53	.00	98,306.53	90,752.96	7,553.57	.00	
2024	101	305	7300	.00	58,399.63	.00	58,399.63	58,399.63	.00	.00	
<b>DIVISION TOTALS:</b>				<b>.00</b>	<b>156,706.16</b>	<b>.00</b>	<b>156,706.16</b>	<b>149,152.59</b>	<b>7,553.57</b>	<b>.00</b>	
<b>306 Water Works, Div Of Engineering</b>											
2024	101	306	7200	.00	5,129.60	.00	5,129.60	5,129.60	.00	.00	
2024	101	306	7300	.00	4,700.42	.00	4,700.42	4,700.42	.00	.00	
2024	101	306	7400	.00	117.00	.00	117.00	117.00	.00	.00	
<b>DIVISION TOTALS:</b>				<b>.00</b>	<b>9,947.02</b>	<b>.00</b>	<b>9,947.02</b>	<b>9,947.02</b>	<b>.00</b>	<b>.00</b>	
<b>307 Water Works, Div Of Info Tech</b>											
2024	101	307	7200	.00	1,959,491.77	.00	1,959,491.77	1,959,491.77	.00	.00	
2024	101	307	7300	.00	4,350.39	.00	4,350.39	4,350.39	.00	.00	
2024	101	307	7400	.00	302,627.43	4,366.48	298,260.95	298,260.95	.00	.00	
<b>DIVISION TOTALS:</b>				<b>.00</b>	<b>2,266,469.59</b>	<b>4,366.48</b>	<b>2,262,103.11</b>	<b>2,262,103.11</b>	<b>.00</b>	<b>.00</b>	
<b>309 Water Works Debt Service</b>											
2024	101	309	7700	.00	49,914.52	.00	49,914.52	49,914.52	.00	.00	
<b>DIVISION TOTALS:</b>				<b>.00</b>	<b>49,914.52</b>	<b>.00</b>	<b>49,914.52</b>	<b>49,914.52</b>	<b>.00</b>	<b>.00</b>	
<b>DEPARTMENT TOTALS:</b>				<b>.00</b>	<b>7,991,835.27</b>	<b>25,757.94</b>	<b>7,966,077.33</b>	<b>7,956,092.29</b>	<b>9,985.04</b>	<b>.00</b>	
<b>PERCENT EXPENDED:</b>				<b>.3</b>	<b>PERCENT EXPENDED AND ENCUMBERED:</b>						<b>99.9</b>
<b>102 Parking System Facilities FUND</b>											
<b>240 Dept. Of Enterprise Services</b>											
<b>248 Div Of Parking Facilities</b>											
2024	102	248	7200	.00	4,200.00	.00	4,200.00	.00	4,200.00	.00	
2024	102	248	7400	.00	26,003.00	.00	26,003.00	.00	26,003.00	.00	
<b>DIVISION TOTALS:</b>				<b>.00</b>	<b>30,203.00</b>	<b>.00</b>	<b>30,203.00</b>	<b>.00</b>	<b>30,203.00</b>	<b>.00</b>	
<b>DEPARTMENT TOTALS:</b>				<b>.00</b>	<b>30,203.00</b>	<b>.00</b>	<b>30,203.00</b>	<b>.00</b>	<b>30,203.00</b>	<b>.00</b>	
<b>PERCENT EXPENDED:</b>				<b>.0</b>	<b>PERCENT EXPENDED AND ENCUMBERED:</b>						<b>.0</b>

103 243  
 RUN DATE: 03/10/2026  
 RUN TIME: 08.23.58

CITY OF CINCINNATI - DEPARTMENT OF FINANCE  
 DIVISION OF ACCOUNTS AND AUDITS  
 STATEMENT OF BALANCES  
 APPROPRIATED FUNDS  
 AS OF 02 / 28 / 2026

PGM ID: CFSFA104  
 PAGE: 16

<u>FY</u>	<u>FND</u>	<u>AGY</u>	<u>OBJT</u>	<u>ORIGINAL</u> <u>AUTHORIZATION</u>	<u>ADJUSTED</u> <u>AUTHORIZATION</u>	<u>EXPENDITURES</u> <u>AMOUNT</u>	<u>UNEXPENDED</u> <u>BALANCE</u>	<u>ENCUMBRANCE</u> <u>AMOUNT</u>	<u>UNENCUMBERED</u> <u>BALANCE</u>	<u>PRE-ENCUMBERED</u> <u>AMOUNT</u>
<b>103 Convention-Exposition Center FUND</b>										
<b>240 Dept. Of Enterprise Services</b>										
<b>243 Duke Energy Center</b>										
2024	103	243	7200	.00	64,429.27	.00	64,429.27	64,429.27	.00	.00
<b>DIVISION TOTALS:</b>				<b>.00</b>	<b>64,429.27</b>	<b>.00</b>	<b>64,429.27</b>	<b>64,429.27</b>	<b>.00</b>	<b>.00</b>
<b>DEPARTMENT TOTALS:</b>				<b>.00</b>	<b>64,429.27</b>	<b>.00</b>	<b>64,429.27</b>	<b>64,429.27</b>	<b>.00</b>	<b>.00</b>
<b>PERCENT EXPENDED:</b>				<b>.0</b>	<b>PERCENT EXPENDED AND ENCUMBERED: 100.0</b>					
<b>104 General Aviation FUND</b>										
<b>230 Dept Of Transportation &amp; Engin</b>										
<b>234 Div Of Aviation</b>										
2024	104	234	7200	.00	60.17	.00	60.17	.00	60.17	.00
2024	104	234	7300	.00	3,383.82	.00	3,383.82	.00	3,383.82	.00
2024	104	234	7400	.00	1,152.00	.00	1,152.00	.00	1,152.00	.00
<b>DIVISION TOTALS:</b>				<b>.00</b>	<b>4,595.99</b>	<b>.00</b>	<b>4,595.99</b>	<b>.00</b>	<b>4,595.99</b>	<b>.00</b>
<b>DEPARTMENT TOTALS:</b>				<b>.00</b>	<b>4,595.99</b>	<b>.00</b>	<b>4,595.99</b>	<b>.00</b>	<b>4,595.99</b>	<b>.00</b>
<b>PERCENT EXPENDED:</b>				<b>.0</b>	<b>PERCENT EXPENDED AND ENCUMBERED: .0</b>					
<b>105 Municipal Golf FUND</b>										
<b>190 Dept Of Public Recreation</b>										
<b>195 Recreation Golf</b>										
2024	105	195	7200	.00	796.04	.00	796.04	.00	796.04	.00
<b>DIVISION TOTALS:</b>				<b>.00</b>	<b>796.04</b>	<b>.00</b>	<b>796.04</b>	<b>.00</b>	<b>796.04</b>	<b>.00</b>
<b>DEPARTMENT TOTALS:</b>				<b>.00</b>	<b>796.04</b>	<b>.00</b>	<b>796.04</b>	<b>.00</b>	<b>796.04</b>	<b>.00</b>
<b>PERCENT EXPENDED:</b>				<b>.0</b>	<b>PERCENT EXPENDED AND ENCUMBERED: .0</b>					
<b>107 Stormwater Management FUND</b>										
<b>310 Stormwater Management Utility</b>										
<b>311 Stormwater Management Utility</b>										
2024	107	311	7200	.00	457,233.42	.00	457,233.42	305,311.42	151,922.00	.00
2024	107	311	7300	.00	16,517.31	.00	16,517.31	16,517.31	.00	.00
2024	107	311	7400	.00	201.00	.00	201.00	201.00	.00	.00
<b>DIVISION TOTALS:</b>				<b>.00</b>	<b>473,951.73</b>	<b>.00</b>	<b>473,951.73</b>	<b>322,029.73</b>	<b>151,922.00</b>	<b>.00</b>
<b>DEPARTMENT TOTALS:</b>				<b>.00</b>	<b>473,951.73</b>	<b>.00</b>	<b>473,951.73</b>	<b>322,029.73</b>	<b>151,922.00</b>	<b>.00</b>
<b>PERCENT EXPENDED:</b>				<b>.0</b>	<b>PERCENT EXPENDED AND ENCUMBERED: 67.9</b>					
<b>151 Bond Retirement - City FUND</b>										
<b>130 Department Of Finance</b>										
<b>134 Finance, Treasury</b>										
2024	151	134	7200	.00	6,961.21	.00	6,961.21	.00	6,961.21	.00
<b>DIVISION TOTALS:</b>				<b>.00</b>	<b>6,961.21</b>	<b>.00</b>	<b>6,961.21</b>	<b>.00</b>	<b>6,961.21</b>	<b>.00</b>
<b>DEPARTMENT TOTALS:</b>				<b>.00</b>	<b>6,961.21</b>	<b>.00</b>	<b>6,961.21</b>	<b>.00</b>	<b>6,961.21</b>	<b>.00</b>
<b>PERCENT EXPENDED:</b>				<b>.0</b>	<b>PERCENT EXPENDED AND ENCUMBERED: .0</b>					

301 252  
 RUN DATE: 03/10/2026  
 RUN TIME: 08.23.58

CITY OF CINCINNATI - DEPARTMENT OF FINANCE  
 DIVISION OF ACCOUNTS AND AUDITS  
 STATEMENT OF BALANCES  
 APPROPRIATED FUNDS  
 AS OF 02 / 28 / 2026

PGM ID: CFSFA104  
 PAGE: 17

FY	FND	AGY	OBJT	ORIGINAL AUTHORIZATION	ADJUSTED AUTHORIZATION	EXPENDITURES AMOUNT	UNEXPENDED BALANCE	ENCUMBRANCE AMOUNT	UNENCUMBERED BALANCE	PRE-ENCUMBERED AMOUNT
<b>301 Street Const Maintenance &amp; Rep FUND</b>										
<b>250 Dept Of Public Services</b>										
<b>252 Traffic And Road Operations</b>										
2024	301	252	7300	.00	6,204.80	.00	6,204.80	2,486.00	3,718.80	.00
2024	301	252	7400	.00	2,100.00	.00	2,100.00	.00	2,100.00	.00
<b>DIVISION TOTALS:</b>				<b>.00</b>	<b>8,304.80</b>	<b>.00</b>	<b>8,304.80</b>	<b>2,486.00</b>	<b>5,818.80</b>	<b>.00</b>
<b>DEPARTMENT TOTALS:</b>				<b>.00</b>	<b>8,304.80</b>	<b>.00</b>	<b>8,304.80</b>	<b>2,486.00</b>	<b>5,818.80</b>	<b>.00</b>
<b>PERCENT EXPENDED:</b>				<b>.0</b>	<b>PERCENT EXPENDED AND ENCUMBERED: 29.9</b>					
<b>302 Income Tax Infrastructure FUND</b>										
<b>100 Office Of The City Manager</b>										
<b>102 Office Of Budget &amp; Evaluation</b>										
2024	302	102	7400	.00	34.02	.00	34.02	34.02	.00	.00
<b>DIVISION TOTALS:</b>				<b>.00</b>	<b>34.02</b>	<b>.00</b>	<b>34.02</b>	<b>34.02</b>	<b>.00</b>	<b>.00</b>
<b>DEPARTMENT TOTALS:</b>				<b>.00</b>	<b>34.02</b>	<b>.00</b>	<b>34.02</b>	<b>34.02</b>	<b>.00</b>	<b>.00</b>
<b>PERCENT EXPENDED:</b>				<b>.0</b>	<b>PERCENT EXPENDED AND ENCUMBERED: 100.0</b>					
<b>250 Dept Of Public Services</b>										
<b>255 Div Of City Facility Mgmt</b>										
2024	302	255	7200	.00	19,232.22	2,355.75	16,876.47	5,589.78	11,286.69	.00
2024	302	255	7300	.00	768.77	.00	768.77	.00	768.77	.00
<b>DIVISION TOTALS:</b>				<b>.00</b>	<b>20,000.99</b>	<b>2,355.75</b>	<b>17,645.24</b>	<b>5,589.78</b>	<b>12,055.46</b>	<b>.00</b>
<b>DEPARTMENT TOTALS:</b>				<b>.00</b>	<b>20,000.99</b>	<b>2,355.75</b>	<b>17,645.24</b>	<b>5,589.78</b>	<b>12,055.46</b>	<b>.00</b>
<b>PERCENT EXPENDED:</b>				<b>11.8</b>	<b>PERCENT EXPENDED AND ENCUMBERED: 39.7</b>					
<b>303 Parking Meter FUND</b>										
<b>240 Dept. Of Enterprise Services</b>										
<b>248 Div Of Parking Facilities</b>										
2024	303	248	7200	.00	10,456.16	2,900.00	7,556.16	6,956.16	600.00	.00
2024	303	248	7300	.00	7,885.91	.00	7,885.91	7,885.91	.00	.00
<b>DIVISION TOTALS:</b>				<b>.00</b>	<b>18,342.07</b>	<b>2,900.00</b>	<b>15,442.07</b>	<b>14,842.07</b>	<b>600.00</b>	<b>.00</b>
<b>DEPARTMENT TOTALS:</b>				<b>.00</b>	<b>18,342.07</b>	<b>2,900.00</b>	<b>15,442.07</b>	<b>14,842.07</b>	<b>600.00</b>	<b>.00</b>
<b>PERCENT EXPENDED:</b>				<b>15.8</b>	<b>PERCENT EXPENDED AND ENCUMBERED: 96.7</b>					
<b>306 Municipal Motor Vehicle Lic Tx FUND</b>										
<b>250 Dept Of Public Services</b>										
<b>252 Traffic And Road Operations</b>										
2024	306	252	7300	.00	4,660.24	.00	4,660.24	.00	4,660.24	.00
<b>DIVISION TOTALS:</b>				<b>.00</b>	<b>4,660.24</b>	<b>.00</b>	<b>4,660.24</b>	<b>.00</b>	<b>4,660.24</b>	<b>.00</b>
<b>DEPARTMENT TOTALS:</b>				<b>.00</b>	<b>4,660.24</b>	<b>.00</b>	<b>4,660.24</b>	<b>.00</b>	<b>4,660.24</b>	<b>.00</b>
<b>PERCENT EXPENDED:</b>				<b>.0</b>	<b>PERCENT EXPENDED AND ENCUMBERED: .0</b>					

318 202  
 RUN DATE: 03/10/2026  
 RUN TIME: 08.23.58

CITY OF CINCINNATI - DEPARTMENT OF FINANCE  
 DIVISION OF ACCOUNTS AND AUDITS  
 STATEMENT OF BALANCES  
 APPROPRIATED FUNDS  
 AS OF 02 / 28 / 2026

PGM ID: CFSFA104  
 PAGE: 18

FY	FND	AGY	OBJT	ORIGINAL AUTHORIZATION	ADJUSTED AUTHORIZATION	EXPENDITURES AMOUNT	UNEXPENDED BALANCE	ENCUMBRANCE AMOUNT	UNENCUMBERED BALANCE	PRE-ENCUMBERED AMOUNT	
<b>318 Sawyer Point FUND</b>											
<b>200 Department Of Parks</b>											
<b>202 Parks, Operations &amp; Facility Mgmt</b>											
2024	318	202	7300	.00	11,721.64	.00	11,721.64	.00	11,721.64	.00	
<b>DIVISION TOTALS:</b>				<b>.00</b>	<b>11,721.64</b>	<b>.00</b>	<b>11,721.64</b>	<b>.00</b>	<b>11,721.64</b>	<b>.00</b>	
<b>DEPARTMENT TOTALS:</b>				<b>.00</b>	<b>11,721.64</b>	<b>.00</b>	<b>11,721.64</b>	<b>.00</b>	<b>11,721.64</b>	<b>.00</b>	
<b>PERCENT EXPENDED:</b>				<b>.0</b>	<b>PERCENT EXPENDED AND ENCUMBERED:</b>						<b>.0</b>
<b>323 Recreation Special Activities FUND</b>											
<b>190 Dept Of Public Recreation</b>											
<b>192 Recreation East Region</b>											
2024	323	192	7200	.00	185.75	.00	185.75	.00	185.75	.00	
<b>DIVISION TOTALS:</b>				<b>.00</b>	<b>185.75</b>	<b>.00</b>	<b>185.75</b>	<b>.00</b>	<b>185.75</b>	<b>.00</b>	
<b>193 Recreation Central Region</b>											
2024	323	193	7200	.00	3,037.12	.00	3,037.12	.00	3,037.12	.00	
2024	323	193	7300	.00	1,396.33	.00	1,396.33	.00	1,396.33	.00	
<b>DIVISION TOTALS:</b>				<b>.00</b>	<b>4,433.45</b>	<b>.00</b>	<b>4,433.45</b>	<b>.00</b>	<b>4,433.45</b>	<b>.00</b>	
<b>197 Recreation Athletics</b>											
2024	323	197	7200	.00	12,426.22	.00	12,426.22	8,575.00	3,851.22	.00	
<b>DIVISION TOTALS:</b>				<b>.00</b>	<b>12,426.22</b>	<b>.00</b>	<b>12,426.22</b>	<b>8,575.00</b>	<b>3,851.22</b>	<b>.00</b>	
<b>199 Recreation Administration</b>											
2024	323	199	7200	.00	20,138.27	.00	20,138.27	15,183.27	4,955.00	.00	
<b>DIVISION TOTALS:</b>				<b>.00</b>	<b>20,138.27</b>	<b>.00</b>	<b>20,138.27</b>	<b>15,183.27</b>	<b>4,955.00</b>	<b>.00</b>	
<b>DEPARTMENT TOTALS:</b>				<b>.00</b>	<b>37,183.69</b>	<b>.00</b>	<b>37,183.69</b>	<b>23,758.27</b>	<b>13,425.42</b>	<b>.00</b>	
<b>PERCENT EXPENDED:</b>				<b>.0</b>	<b>PERCENT EXPENDED AND ENCUMBERED:</b>						<b>63.9</b>
<b>329 Cincinnati Riverfront Park FUND</b>											
<b>200 Department Of Parks</b>											
<b>202 Parks, Operations &amp; Facility Mgmt</b>											
2024	329	202	7200	.00	965.00	.00	965.00	.00	965.00	.00	
2024	329	202	7300	.00	1,250.40	.00	1,250.40	.00	1,250.40	.00	
<b>DIVISION TOTALS:</b>				<b>.00</b>	<b>2,215.40</b>	<b>.00</b>	<b>2,215.40</b>	<b>.00</b>	<b>2,215.40</b>	<b>.00</b>	
<b>DEPARTMENT TOTALS:</b>				<b>.00</b>	<b>2,215.40</b>	<b>.00</b>	<b>2,215.40</b>	<b>.00</b>	<b>2,215.40</b>	<b>.00</b>	
<b>PERCENT EXPENDED:</b>				<b>.0</b>	<b>PERCENT EXPENDED AND ENCUMBERED:</b>						<b>.0</b>
<b>364 911 Cell Phone Fees FUND</b>											
<b>100 Office Of The City Manager</b>											
<b>103 Emergency Communications</b>											
2024	364	103	7300	.00	77.18	.00	77.18	.00	77.18	.00	
<b>DIVISION TOTALS:</b>				<b>.00</b>	<b>77.18</b>	<b>.00</b>	<b>77.18</b>	<b>.00</b>	<b>77.18</b>	<b>.00</b>	
<b>DEPARTMENT TOTALS:</b>				<b>.00</b>	<b>77.18</b>	<b>.00</b>	<b>77.18</b>	<b>.00</b>	<b>77.18</b>	<b>.00</b>	
<b>PERCENT EXPENDED:</b>				<b>.0</b>	<b>PERCENT EXPENDED AND ENCUMBERED:</b>						<b>.0</b>

377 253  
 RUN DATE: 03/10/2026  
 RUN TIME: 08.23.58

CITY OF CINCINNATI - DEPARTMENT OF FINANCE  
 DIVISION OF ACCOUNTS AND AUDITS  
 STATEMENT OF BALANCES  
 APPROPRIATED FUNDS  
 AS OF 02 / 28 / 2026

PGM ID: CFSFA104  
 PAGE: 19

FY	FND	AGY	OBJT	ORIGINAL AUTHORIZATION	ADJUSTED AUTHORIZATION	EXPENDITURES AMOUNT	UNEXPENDED BALANCE	ENCUMBRANCE AMOUNT	UNENCUMBERED BALANCE	PRE-ENCUMBERED AMOUNT
<b>377 Safe &amp; Clean FUND</b>										
<b>250 Dept Of Public Services</b>										
<b>253 Div Of Neighborhood Operations</b>										
2024	377	253	7200	.00	14,254.53	1,525.34	12,729.19	12,729.19	.00	.00
<b>DIVISION TOTALS:</b>				<b>.00</b>	<b>14,254.53</b>	<b>1,525.34</b>	<b>12,729.19</b>	<b>12,729.19</b>	<b>.00</b>	<b>.00</b>
<b>DEPARTMENT TOTALS:</b>				<b>.00</b>	<b>14,254.53</b>	<b>1,525.34</b>	<b>12,729.19</b>	<b>12,729.19</b>	<b>.00</b>	<b>.00</b>
<b>PERCENT EXPENDED: 10.7</b>				<b>PERCENT EXPENDED AND ENCUMBERED: 100.0</b>						
<b>395 Community Health Center FUND</b>										
<b>260 Department Of Public Health</b>										
<b>265 Primary Health Care - H.C.</b>										
2024	395	265	7200	.00	402,031.57	180.00	401,851.57	87,647.88	314,203.69	.00
2024	395	265	7300	.00	25,661.17	.00	25,661.17	.00	25,661.17	.00
2024	395	265	7400	.00	16,716.59	.00	16,716.59	.00	16,716.59	.00
<b>DIVISION TOTALS:</b>				<b>.00</b>	<b>444,409.33</b>	<b>180.00</b>	<b>444,229.33</b>	<b>87,647.88</b>	<b>356,581.45</b>	<b>.00</b>
<b>266 School &amp; Adolescent Health</b>										
2024	395	266	7200	.00	68,427.36	120.00	68,307.36	58,297.95	10,009.41	.00
2024	395	266	7300	.00	28.69	.00	28.69	.00	28.69	.00
<b>DIVISION TOTALS:</b>				<b>.00</b>	<b>68,456.05</b>	<b>120.00</b>	<b>68,336.05</b>	<b>58,297.95</b>	<b>10,038.10</b>	<b>.00</b>
<b>DEPARTMENT TOTALS:</b>				<b>.00</b>	<b>512,865.38</b>	<b>300.00</b>	<b>512,565.38</b>	<b>145,945.83</b>	<b>366,619.55</b>	<b>.00</b>
<b>PERCENT EXPENDED: .1</b>				<b>PERCENT EXPENDED AND ENCUMBERED: 28.5</b>						
<b>416 Cincinnati Health District FUND</b>										
<b>260 Department Of Public Health</b>										
<b>261 Health, Office Of The Commissioner</b>										
2024	416	261	7200	.00	4,413.50	.00	4,413.50	.00	4,413.50	.00
2024	416	261	7300	.00	7,272.08	.00	7,272.08	.00	7,272.08	.00
<b>DIVISION TOTALS:</b>				<b>.00</b>	<b>11,685.58</b>	<b>.00</b>	<b>11,685.58</b>	<b>.00</b>	<b>11,685.58</b>	<b>.00</b>
<b>262 Health, Technical Resources</b>										
2024	416	262	7200	.00	37,649.58	.00	37,649.58	.00	37,649.58	.00
2024	416	262	7300	.00	1,236.56	.00	1,236.56	.00	1,236.56	.00
2024	416	262	7400	.00	464.48	.00	464.48	339.38	125.10	.00
<b>DIVISION TOTALS:</b>				<b>.00</b>	<b>39,350.62</b>	<b>.00</b>	<b>39,350.62</b>	<b>339.38</b>	<b>39,011.24</b>	<b>.00</b>
<b>263 Div Of Community Health</b>										
2024	416	263	7200	.00	14,316.65	.00	14,316.65	1,740.53	12,576.12	.00
2024	416	263	7300	.00	1,731.44	.00	1,731.44	68.10	1,663.34	.00
2024	416	263	7400	.00	86.75	.00	86.75	.00	86.75	.00
<b>DIVISION TOTALS:</b>				<b>.00</b>	<b>16,134.84</b>	<b>.00</b>	<b>16,134.84</b>	<b>1,808.63</b>	<b>14,326.21</b>	<b>.00</b>
<b>264 Primary Health Care - S.P.</b>										
2024	416	264	7200	.00	95.08	.00	95.08	.00	95.08	.00
2024	416	264	7300	.00	9,057.97	.00	9,057.97	.00	9,057.97	.00
<b>DIVISION TOTALS:</b>				<b>.00</b>	<b>9,153.05</b>	<b>.00</b>	<b>9,153.05</b>	<b>.00</b>	<b>9,153.05</b>	<b>.00</b>
<b>265 Primary Health Care - H.C.</b>										
2024	416	265	7300	.00	5,000.00	.00	5,000.00	.00	5,000.00	.00
<b>DIVISION TOTALS:</b>				<b>.00</b>	<b>5,000.00</b>	<b>.00</b>	<b>5,000.00</b>	<b>.00</b>	<b>5,000.00</b>	<b>.00</b>

416 266  
 RUN DATE: 03/10/2026  
 RUN TIME: 08.23.58

CITY OF CINCINNATI - DEPARTMENT OF FINANCE  
 DIVISION OF ACCOUNTS AND AUDITS  
 STATEMENT OF BALANCES  
 APPROPRIATED FUNDS  
 AS OF 02 / 28 / 2026

PGM ID: CFSFA104  
 PAGE: 20

FY	FND	AGY	OBJT	ORIGINAL AUTHORIZATION	ADJUSTED AUTHORIZATION	EXPENDITURES AMOUNT	UNEXPENDED BALANCE	ENCUMBRANCE AMOUNT	UNENCUMBERED BALANCE	PRE-ENCUMBERED AMOUNT	
<b>266 School &amp; Adolescent Health</b>											
2024	416	266	7300	.00	2,000.00	.00	2,000.00	.00	2,000.00	.00	
<b>DIVISION TOTALS:</b>				<b>.00</b>	<b>2,000.00</b>	<b>.00</b>	<b>2,000.00</b>	<b>.00</b>	<b>2,000.00</b>	<b>.00</b>	
<b>DEPARTMENT TOTALS:</b>				<b>.00</b>	<b>83,324.09</b>	<b>.00</b>	<b>83,324.09</b>	<b>2,148.01</b>	<b>81,176.08</b>	<b>.00</b>	
<b>PERCENT EXPENDED:</b>				<b>.0</b>	<b>PERCENT EXPENDED AND ENCUMBERED:</b>						<b>2.6</b>
<b>449 Cinti Area Geographic Info Sys FUND</b>											
<b>100 Office Of The City Manager</b>											
<b>108 Dept of Performance &amp; Data Analytics</b>											
2024	449	108	7200	.00	54,632.84	.00	54,632.84	.00	54,632.84	.00	
2024	449	108	7300	.00	1,725.52	.00	1,725.52	.00	1,725.52	.00	
2024	449	108	7400	.00	84,230.01	.00	84,230.01	.00	84,230.01	.00	
<b>DIVISION TOTALS:</b>				<b>.00</b>	<b>140,588.37</b>	<b>.00</b>	<b>140,588.37</b>	<b>.00</b>	<b>140,588.37</b>	<b>.00</b>	
<b>DEPARTMENT TOTALS:</b>				<b>.00</b>	<b>140,588.37</b>	<b>.00</b>	<b>140,588.37</b>	<b>.00</b>	<b>140,588.37</b>	<b>.00</b>	
<b>PERCENT EXPENDED:</b>				<b>.0</b>	<b>PERCENT EXPENDED AND ENCUMBERED:</b>						<b>.0</b>
<b>457 CLEAR FUND</b>											
<b>090 Enterprise Technology Solution</b>											
<b>093 ETS-CLEAR</b>											
2024	457	093	7200	.00	3,174.69	.00	3,174.69	.00	3,174.69	.00	
2024	457	093	7300	.00	111,290.23	315.00	110,975.23	107,568.00	3,407.23	.00	
2024	457	093	7400	.00	5,300.00	.00	5,300.00	.00	5,300.00	.00	
<b>DIVISION TOTALS:</b>				<b>.00</b>	<b>119,764.92</b>	<b>315.00</b>	<b>119,449.92</b>	<b>107,568.00</b>	<b>11,881.92</b>	<b>.00</b>	
<b>DEPARTMENT TOTALS:</b>				<b>.00</b>	<b>119,764.92</b>	<b>315.00</b>	<b>119,449.92</b>	<b>107,568.00</b>	<b>11,881.92</b>	<b>.00</b>	
<b>PERCENT EXPENDED:</b>				<b>.3</b>	<b>PERCENT EXPENDED AND ENCUMBERED:</b>						<b>90.1</b>
<b>701 Metropolitan Sewer District FUND</b>											
<b>410 Dept. of Sewers Director's Off</b>											
<b>410 Dept. of Sewers Director's Office</b>											
2024	701	410	7200	.00	148,032.11	.00	148,032.11	9,200.75	138,831.36	.00	
2024	701	410	7300	.00	11,172.09	.00	11,172.09	.00	11,172.09	.00	
<b>DIVISION TOTALS:</b>				<b>.00</b>	<b>159,204.20</b>	<b>.00</b>	<b>159,204.20</b>	<b>9,200.75</b>	<b>150,003.45</b>	<b>.00</b>	
<b>DEPARTMENT TOTALS:</b>				<b>.00</b>	<b>159,204.20</b>	<b>.00</b>	<b>159,204.20</b>	<b>9,200.75</b>	<b>150,003.45</b>	<b>.00</b>	
<b>PERCENT EXPENDED:</b>				<b>.0</b>	<b>PERCENT EXPENDED AND ENCUMBERED:</b>						<b>5.8</b>
<b>420 MSD Div Of Wastewater Engineer</b>											
<b>420 MSD Div Of Wastewater Engineering</b>											
2024	701	420	7200	.00	178,727.78	.00	178,727.78	13,691.06	165,036.72	.00	
2024	701	420	7300	.00	24,105.63	.00	24,105.63	.00	24,105.63	.00	
2024	701	420	7400	.00	9,967.52	.00	9,967.52	.00	9,967.52	.00	
<b>DIVISION TOTALS:</b>				<b>.00</b>	<b>212,800.93</b>	<b>.00</b>	<b>212,800.93</b>	<b>13,691.06</b>	<b>199,109.87</b>	<b>.00</b>	
<b>DEPARTMENT TOTALS:</b>				<b>.00</b>	<b>212,800.93</b>	<b>.00</b>	<b>212,800.93</b>	<b>13,691.06</b>	<b>199,109.87</b>	<b>.00</b>	
<b>PERCENT EXPENDED:</b>				<b>.0</b>	<b>PERCENT EXPENDED AND ENCUMBERED:</b>						<b>6.4</b>

701 430  
 RUN DATE: 03/10/2026  
 RUN TIME: 08.23.58

CITY OF CINCINNATI - DEPARTMENT OF FINANCE  
 DIVISION OF ACCOUNTS AND AUDITS  
 STATEMENT OF BALANCES  
 APPROPRIATED FUNDS  
 AS OF 02 / 28 / 2026

PGM ID: CFSFA104  
 PAGE: 21

FY	FND	AGY	OBJT	ORIGINAL AUTHORIZATION	ADJUSTED AUTHORIZATION	EXPENDITURES AMOUNT	UNEXPENDED BALANCE	ENCUMBRANCE AMOUNT	UNENCUMBERED BALANCE	PRE-ENCUMBERED AMOUNT	
<b>430 MSD Div Of Wastewater Admin</b>											
<b>430 MSD Div Of Wastewater Admin</b>											
2024	701	430	7200	.00	225,429.26	11,250.00	214,179.26	3,750.00	210,429.26	.00	
2024	701	430	7300	.00	32,704.30	.00	32,704.30	.00	32,704.30	.00	
2024	701	430	7400	.00	9,373.01	.00	9,373.01	.00	9,373.01	.00	
<b>DIVISION TOTALS:</b>				<b>.00</b>	<b>267,506.57</b>	<b>11,250.00</b>	<b>256,256.57</b>	<b>3,750.00</b>	<b>252,506.57</b>	<b>.00</b>	
<b>431 MSD Division of Information Technology</b>											
2024	701	431	7100	.00	698.86	.00	698.86	.00	698.86	.00	
2024	701	431	7200	.00	66,460.85	.00	66,460.85	.00	66,460.85	.00	
2024	701	431	7300	.00	23,572.99	.00	23,572.99	577.35	22,995.64	.00	
2024	701	431	7400	.00	613,529.53	562.99	612,966.54	25,714.95	587,251.59	.00	
<b>DIVISION TOTALS:</b>				<b>.00</b>	<b>704,262.23</b>	<b>562.99</b>	<b>703,699.24</b>	<b>26,292.30</b>	<b>677,406.94</b>	<b>.00</b>	
<b>DEPARTMENT TOTALS:</b>				<b>.00</b>	<b>971,768.80</b>	<b>11,812.99</b>	<b>959,955.81</b>	<b>30,042.30</b>	<b>929,913.51</b>	<b>.00</b>	
<b>PERCENT EXPENDED:</b>				<b>1.2</b>	<b>PERCENT EXPENDED AND ENCUMBERED:</b>						<b>4.3</b>
<b>440 MSD Div Of Wastewater Treatmen</b>											
<b>441 MSD Office Of Superintendent</b>											
2024	701	441	7200	.00	44,114.26	.00	44,114.26	.00	44,114.26	.00	
2024	701	441	7300	.00	54,687.80	.00	54,687.80	52.22	54,635.58	.00	
<b>DIVISION TOTALS:</b>				<b>.00</b>	<b>98,802.06</b>	<b>.00</b>	<b>98,802.06</b>	<b>52.22</b>	<b>98,749.84</b>	<b>.00</b>	
<b>442 MSD Millcreek Section</b>											
2024	701	442	7200	.00	2,877,363.48	238,176.38	2,639,187.10	210,628.80	2,428,558.30	.00	
2024	701	442	7300	.00	1,958,383.35	66,957.15	1,891,426.20	84,269.21	1,807,156.99	.00	
2024	701	442	7400	.00	17,270.55	1,425.00	15,845.55	.00	15,845.55	.00	
<b>DIVISION TOTALS:</b>				<b>.00</b>	<b>4,853,017.38</b>	<b>306,558.53</b>	<b>4,546,458.85</b>	<b>294,898.01</b>	<b>4,251,560.84</b>	<b>.00</b>	
<b>443 MSD Little Miami Section</b>											
2024	701	443	7200	.00	1,319,592.33	24,221.25	1,295,371.08	109,109.04	1,186,262.04	.00	
2024	701	443	7300	.00	301,531.07	8,906.52	292,624.55	81,251.56	211,372.99	.00	
<b>DIVISION TOTALS:</b>				<b>.00</b>	<b>1,621,123.40</b>	<b>33,127.77</b>	<b>1,587,995.63</b>	<b>190,360.60</b>	<b>1,397,635.03</b>	<b>.00</b>	
<b>444 MSD Muddy Creek Section</b>											
2024	701	444	7200	.00	542,446.03	19,944.12	522,501.91	50,615.37	471,886.54	.00	
2024	701	444	7300	.00	198,787.05	482.61	198,304.44	.00	198,304.44	.00	
2024	701	444	7400	.00	581.05	.00	581.05	.00	581.05	.00	
<b>DIVISION TOTALS:</b>				<b>.00</b>	<b>741,814.13</b>	<b>20,426.73</b>	<b>721,387.40</b>	<b>50,615.37</b>	<b>670,772.03</b>	<b>.00</b>	
<b>445 MSD Sycamore Section</b>											
2024	701	445	7200	.00	316,367.19	.00	316,367.19	37,996.99	278,370.20	.00	
2024	701	445	7300	.00	21,739.95	.00	21,739.95	.00	21,739.95	.00	
<b>DIVISION TOTALS:</b>				<b>.00</b>	<b>338,107.14</b>	<b>.00</b>	<b>338,107.14</b>	<b>37,996.99</b>	<b>300,110.15</b>	<b>.00</b>	
<b>446 MSD Taylor Creek Section</b>											
2024	701	446	7200	.00	176,284.02	.00	176,284.02	10,353.05	165,930.97	.00	
2024	701	446	7300	.00	21,800.06	.00	21,800.06	.00	21,800.06	.00	
2024	701	446	7400	.00	770.00	.00	770.00	.00	770.00	.00	
<b>DIVISION TOTALS:</b>				<b>.00</b>	<b>198,854.08</b>	<b>.00</b>	<b>198,854.08</b>	<b>10,353.05</b>	<b>188,501.03</b>	<b>.00</b>	
<b>447 MSD Polk Run Section</b>											
2024	701	447	7200	.00	204,552.04	6,271.85	198,280.19	27,044.35	171,235.84	.00	
2024	701	447	7300	.00	5,660.68	.00	5,660.68	.00	5,660.68	.00	
<b>DIVISION TOTALS:</b>				<b>.00</b>	<b>210,212.72</b>	<b>6,271.85</b>	<b>203,940.87</b>	<b>27,044.35</b>	<b>176,896.52</b>	<b>.00</b>	

701 448  
 RUN DATE: 03/10/2026  
 RUN TIME: 08.23.58

CITY OF CINCINNATI - DEPARTMENT OF FINANCE  
 DIVISION OF ACCOUNTS AND AUDITS  
 STATEMENT OF BALANCES  
 APPROPRIATED FUNDS  
 AS OF 02 / 28 / 2026

PGM ID: CFSFA104  
 PAGE: 22

FY	FND	AGY	OBJT	ORIGINAL AUTHORIZATION	ADJUSTED AUTHORIZATION	EXPENDITURES AMOUNT	UNEXPENDED BALANCE	ENCUMBRANCE AMOUNT	UNENCUMBERED BALANCE	PRE-ENCUMBERED AMOUNT	
<b>448 MSD Pump Stations</b>											
2024	701	448	7200	.00	157,845.03	.00	157,845.03	4,580.00	153,265.03	.00	
2024	701	448	7300	.00	127,037.50	.00	127,037.50	.00	127,037.50	.00	
<b>DIVISION TOTALS:</b>				<b>.00</b>	<b>284,882.53</b>	<b>.00</b>	<b>284,882.53</b>	<b>4,580.00</b>	<b>280,302.53</b>	<b>.00</b>	
<b>449 MSD Maintenance Section</b>											
2024	701	449	7200	.00	116,116.36	.00	116,116.36	.00	116,116.36	.00	
2024	701	449	7300	.00	41,677.72	.00	41,677.72	1,428.24	40,249.48	.00	
2024	701	449	7400	.00	9,129.79	.00	9,129.79	.00	9,129.79	.00	
<b>DIVISION TOTALS:</b>				<b>.00</b>	<b>166,923.87</b>	<b>.00</b>	<b>166,923.87</b>	<b>1,428.24</b>	<b>165,495.63</b>	<b>.00</b>	
<b>DEPARTMENT TOTALS:</b>				<b>.00</b>	<b>8,513,737.31</b>	<b>366,384.88</b>	<b>8,147,352.43</b>	<b>617,328.83</b>	<b>7,530,023.60</b>	<b>.00</b>	
<b>PERCENT EXPENDED:</b>				<b>4.3</b>	<b>PERCENT EXPENDED AND ENCUMBERED:</b>						<b>11.6</b>
<b>450 MSD Div Of Wastewater Collecti</b>											
<b>450 MSD Div Of Wastewater Collection</b>											
2024	701	450	7200	.00	2,013,217.42	62,184.78	1,951,032.64	184,995.00	1,766,037.64	.00	
2024	701	450	7300	.00	780,579.71	.00	780,579.71	6,922.64	773,657.07	.00	
2024	701	450	7400	.00	9,626.44	.00	9,626.44	3,888.29	5,738.15	.00	
<b>DIVISION TOTALS:</b>				<b>.00</b>	<b>2,803,423.57</b>	<b>62,184.78</b>	<b>2,741,238.79</b>	<b>195,805.93</b>	<b>2,545,432.86</b>	<b>.00</b>	
<b>DEPARTMENT TOTALS:</b>				<b>.00</b>	<b>2,803,423.57</b>	<b>62,184.78</b>	<b>2,741,238.79</b>	<b>195,805.93</b>	<b>2,545,432.86</b>	<b>.00</b>	
<b>PERCENT EXPENDED:</b>				<b>2.2</b>	<b>PERCENT EXPENDED AND ENCUMBERED:</b>						<b>9.2</b>
<b>460 MSD Div Of Industrial Waste</b>											
<b>460 MSD Div Of Industrial Waste</b>											
2024	701	460	7200	.00	1,739,143.89	8,630.10	1,730,513.79	.00	1,730,513.79	.00	
2024	701	460	7300	.00	133,844.76	.00	133,844.76	2,924.00	130,920.76	.00	
2024	701	460	7400	.00	37,748.93	9,954.00	27,794.93	.00	27,794.93	.00	
<b>DIVISION TOTALS:</b>				<b>.00</b>	<b>1,910,737.58</b>	<b>18,584.10</b>	<b>1,892,153.48</b>	<b>2,924.00</b>	<b>1,889,229.48</b>	<b>.00</b>	
<b>DEPARTMENT TOTALS:</b>				<b>.00</b>	<b>1,910,737.58</b>	<b>18,584.10</b>	<b>1,892,153.48</b>	<b>2,924.00</b>	<b>1,889,229.48</b>	<b>.00</b>	
<b>PERCENT EXPENDED:</b>				<b>1.0</b>	<b>PERCENT EXPENDED AND ENCUMBERED:</b>						<b>1.1</b>
<b>480 MSD SBU Program</b>											
<b>480 MSD SBU Program</b>											
2024	701	480	7200	.00	2,594,554.00	.00	2,594,554.00	.00	2,594,554.00	.00	
2024	701	480	7400	.00	68,517.25	.00	68,517.25	16,983.86	51,533.39	.00	
<b>DIVISION TOTALS:</b>				<b>.00</b>	<b>2,663,071.25</b>	<b>.00</b>	<b>2,663,071.25</b>	<b>16,983.86</b>	<b>2,646,087.39</b>	<b>.00</b>	
<b>DEPARTMENT TOTALS:</b>				<b>.00</b>	<b>2,663,071.25</b>	<b>.00</b>	<b>2,663,071.25</b>	<b>16,983.86</b>	<b>2,646,087.39</b>	<b>.00</b>	
<b>PERCENT EXPENDED:</b>				<b>.0</b>	<b>PERCENT EXPENDED AND ENCUMBERED:</b>						<b>.6</b>
<b>980 Capital Outlay Accounts</b>											
<b>981 Motorized &amp; Construction Equip</b>											
2024	701	981	7600	.00	1,182,049.70	584,813.57	597,236.13	.00	597,236.13	.00	
<b>DIVISION TOTALS:</b>				<b>.00</b>	<b>1,182,049.70</b>	<b>584,813.57</b>	<b>597,236.13</b>	<b>.00</b>	<b>597,236.13</b>	<b>.00</b>	
<b>982 Office &amp; Technical Equip</b>											
2024	701	982	7600	.00	398,365.66	113,424.00	284,941.66	68,180.00	216,761.66	.00	
<b>DIVISION TOTALS:</b>				<b>.00</b>	<b>398,365.66</b>	<b>113,424.00</b>	<b>284,941.66</b>	<b>68,180.00</b>	<b>216,761.66</b>	<b>.00</b>	
<b>DEPARTMENT TOTALS:</b>				<b>.00</b>	<b>1,580,415.36</b>	<b>698,237.57</b>	<b>882,177.79</b>	<b>68,180.00</b>	<b>813,997.79</b>	<b>.00</b>	
<b>PERCENT EXPENDED:</b>				<b>44.2</b>	<b>PERCENT EXPENDED AND ENCUMBERED:</b>						<b>48.5</b>

050 016  
 RUN DATE: 03/10/2026  
 RUN TIME: 08.23.58

CITY OF CINCINNATI - DEPARTMENT OF FINANCE  
 DIVISION OF ACCOUNTS AND AUDITS  
 STATEMENT OF BALANCES  
 APPROPRIATED FUNDS  
 AS OF 02 / 28 / 2026

PGM ID: CFSFA104  
 PAGE: 23

FY	FND	AGY	OBJT	ORIGINAL AUTHORIZATION	ADJUSTED AUTHORIZATION	EXPENDITURES AMOUNT	UNEXPENDED BALANCE	ENCUMBRANCE AMOUNT	UNENCUMBERED BALANCE	PRE-ENCUMBERED AMOUNT	
<b>050 General FUND</b>											
<b>010 City Council</b>											
<b>016 Councilmember A. Albi</b>											
2025	050	016	7200	.00	425.01	425.01	.00	.00	.00	.00	
<b>DIVISION TOTALS:</b>				<b>.00</b>	<b>425.01</b>	<b>425.01</b>	<b>.00</b>	<b>.00</b>	<b>.00</b>	<b>.00</b>	
<b>025 Councilmember M. Owens</b>											
2025	050	025	7200	.00	1,288.51	1,288.51	.00	.00	.00	.00	
<b>DIVISION TOTALS:</b>				<b>.00</b>	<b>1,288.51</b>	<b>1,288.51</b>	<b>.00</b>	<b>.00</b>	<b>.00</b>	<b>.00</b>	
<b>041 Office Of The Clerk Of Council</b>											
2025	050	041	7200	.00	7,268.23	2,093.23	5,175.00	5,175.00	.00	.00	
2025	050	041	7300	.00	26,000.00	.00	26,000.00	.00	26,000.00	.00	
2025	050	041	7400	.00	221.97	86.85	135.12	.00	135.12	.00	
<b>DIVISION TOTALS:</b>				<b>.00</b>	<b>33,490.20</b>	<b>2,180.08</b>	<b>31,310.12</b>	<b>5,175.00</b>	<b>26,135.12</b>	<b>.00</b>	
<b>DEPARTMENT TOTALS:</b>				<b>.00</b>	<b>35,203.72</b>	<b>3,893.60</b>	<b>31,310.12</b>	<b>5,175.00</b>	<b>26,135.12</b>	<b>.00</b>	
<b>PERCENT EXPENDED:</b>				<b>11.1</b>	<b>PERCENT EXPENDED AND ENCUMBERED:</b>						<b>25.8</b>
<b>090 Enterprise Technology Solution</b>											
<b>091 Enterprise Technology Solutions</b>											
2025	050	091	7200	.00	47,138.98	32,501.09	14,637.89	13,197.51	1,440.38	.00	
2025	050	091	7300	.00	10,867.28	2,565.96	8,301.32	993.31	7,308.01	.00	
<b>DIVISION TOTALS:</b>				<b>.00</b>	<b>58,006.26</b>	<b>35,067.05</b>	<b>22,939.21</b>	<b>14,190.82</b>	<b>8,748.39</b>	<b>.00</b>	
<b>DEPARTMENT TOTALS:</b>				<b>.00</b>	<b>58,006.26</b>	<b>35,067.05</b>	<b>22,939.21</b>	<b>14,190.82</b>	<b>8,748.39</b>	<b>.00</b>	
<b>PERCENT EXPENDED:</b>				<b>60.5</b>	<b>PERCENT EXPENDED AND ENCUMBERED:</b>						<b>84.9</b>
<b>100 Office Of The City Manager</b>											
<b>101 City Manager's Office</b>											
2025	050	101	7200	.00	2,053,415.82	1,715,644.17	337,771.65	337,578.08	193.57	.00	
2025	050	101	7300	.00	5,547.52	754.50	4,793.02	4,793.02	.00	.00	
2025	050	101	7400	.00	1,550,697.50	1,355,313.39	195,384.11	195,257.29	126.82	.00	
<b>DIVISION TOTALS:</b>				<b>.00</b>	<b>3,609,660.84</b>	<b>3,071,712.06</b>	<b>537,948.78</b>	<b>537,628.39</b>	<b>320.39</b>	<b>.00</b>	
<b>102 Office Of Budget &amp; Evaluation</b>											
2025	050	102	7300	.00	25.59	.00	25.59	25.59	.00	.00	
2025	050	102	7400	.00	319.13	154.32	164.81	164.81	.00	.00	
<b>DIVISION TOTALS:</b>				<b>.00</b>	<b>344.72</b>	<b>154.32</b>	<b>190.40</b>	<b>190.40</b>	<b>.00</b>	<b>.00</b>	
<b>103 Emergency Communications</b>											
2025	050	103	7200	.00	40,407.44	12,283.92	28,123.52	18,622.50	9,501.02	.00	
2025	050	103	7300	.00	11,418.49	10,590.33	828.16	.00	828.16	.00	
2025	050	103	7400	.00	3,406.41	974.60	2,431.81	.00	2,431.81	.00	
<b>DIVISION TOTALS:</b>				<b>.00</b>	<b>55,232.34</b>	<b>23,848.85</b>	<b>31,383.49</b>	<b>18,622.50</b>	<b>12,760.99</b>	<b>.00</b>	
<b>104 Office Of Environment &amp; Sustainability</b>											
2025	050	104	7200	.00	934,503.12	755,296.91	179,206.21	167,883.62	11,322.59	.00	
2025	050	104	7300	.00	4,407.53	3,975.87	431.66	301.66	130.00	.00	
2025	050	104	7400	.00	6,389.13	5,125.75	1,263.38	684.38	579.00	.00	
<b>DIVISION TOTALS:</b>				<b>.00</b>	<b>945,299.78</b>	<b>764,398.53</b>	<b>180,901.25</b>	<b>168,869.66</b>	<b>12,031.59</b>	<b>.00</b>	

050 107  
 RUN DATE: 03/10/2026  
 RUN TIME: 08.23.58

CITY OF CINCINNATI - DEPARTMENT OF FINANCE  
 DIVISION OF ACCOUNTS AND AUDITS  
 STATEMENT OF BALANCES  
 APPROPRIATED FUNDS  
 AS OF 02 / 28 / 2026

PGM ID: CFSFA104  
 PAGE: 24

FY	FND	AGY	OBJT	ORIGINAL AUTHORIZATION	ADJUSTED AUTHORIZATION	EXPENDITURES AMOUNT	UNEXPENDED BALANCE	ENCUMBRANCE AMOUNT	UNENCUMBERED BALANCE	PRE-ENCUMBERED AMOUNT	
<b>107 Procurement</b>											
2025	050	107	7200	.00	11,388.00	10,816.00	572.00	.00	572.00	.00	
2025	050	107	7400	.00	622.03	.00	622.03	.00	622.03	.00	
<b>DIVISION TOTALS:</b>				<b>.00</b>	<b>12,010.03</b>	<b>10,816.00</b>	<b>1,194.03</b>	<b>.00</b>	<b>1,194.03</b>	<b>.00</b>	
<b>108 Dept of Performance &amp; Data Analytics</b>											
2025	050	108	7200	.00	2,250.00	.00	2,250.00	2,250.00	.00	.00	
2025	050	108	7300	.00	2,241.15	.00	2,241.15	2,241.15	.00	.00	
2025	050	108	7400	.00	160.98	5.07	155.91	.00	.00	.00	
<b>DIVISION TOTALS:</b>				<b>.00</b>	<b>4,652.13</b>	<b>5.07</b>	<b>4,647.06</b>	<b>4,647.06</b>	<b>.00</b>	<b>.00</b>	
<b>109 Internal Audit</b>											
2025	050	109	7200	.00	24.56	18.63	5.93	.00	5.93	.00	
2025	050	109	7300	.00	474.84	.00	474.84	474.84	.00	.00	
2025	050	109	7400	.00	206.00	57.40	148.60	.00	.00	.00	
<b>DIVISION TOTALS:</b>				<b>.00</b>	<b>705.40</b>	<b>76.03</b>	<b>629.37</b>	<b>623.44</b>	<b>5.93</b>	<b>.00</b>	
<b>DEPARTMENT TOTALS:</b>				<b>.00</b>	<b>4,627,905.24</b>	<b>3,871,010.86</b>	<b>756,894.38</b>	<b>730,581.45</b>	<b>26,312.93</b>	<b>.00</b>	
<b>PERCENT EXPENDED:</b>				<b>83.6</b>	<b>PERCENT EXPENDED AND ENCUMBERED:</b>						<b>99.4</b>
<b>110 Department Of Law</b>											
<b>111 Civil</b>											
2025	050	111	7200	.00	312,502.35	105,280.57	207,221.78	182,027.90	25,193.88	.00	
2025	050	111	7300	.00	5,679.10	2,812.99	2,866.11	.00	2,866.11	.00	
2025	050	111	7400	.00	3,616.99	3,319.15	297.84	.00	297.84	.00	
<b>DIVISION TOTALS:</b>				<b>.00</b>	<b>321,798.44</b>	<b>111,412.71</b>	<b>210,385.73</b>	<b>182,027.90</b>	<b>28,357.83</b>	<b>.00</b>	
<b>112 Administrative Hearings &amp; Prosecution</b>											
2025	050	112	7200	.00	37,828.63	17,997.08	19,831.55	455.00	19,376.55	.00	
2025	050	112	7300	.00	28,644.10	24,759.04	3,885.06	.00	3,885.06	.00	
2025	050	112	7400	.00	4,462.02	559.61	3,902.41	2,500.00	1,402.41	.00	
<b>DIVISION TOTALS:</b>				<b>.00</b>	<b>70,934.75</b>	<b>43,315.73</b>	<b>27,619.02</b>	<b>2,955.00</b>	<b>24,664.02</b>	<b>.00</b>	
<b>DEPARTMENT TOTALS:</b>				<b>.00</b>	<b>392,733.19</b>	<b>154,728.44</b>	<b>238,004.75</b>	<b>184,982.90</b>	<b>53,021.85</b>	<b>.00</b>	
<b>PERCENT EXPENDED:</b>				<b>39.4</b>	<b>PERCENT EXPENDED AND ENCUMBERED:</b>						<b>86.5</b>
<b>120 Department Of Human Resources</b>											
<b>121 Department Of Human Resources</b>											
2025	050	121	7200	.00	511,789.83	137,327.32	374,462.51	350,289.63	24,172.88	.00	
2025	050	121	7300	.00	3,775.50	3,047.07	728.43	.00	728.43	.00	
2025	050	121	7400	.00	1,847.44	180.20	1,667.24	.00	1,667.24	.00	
<b>DIVISION TOTALS:</b>				<b>.00</b>	<b>517,412.77</b>	<b>140,554.59</b>	<b>376,858.18</b>	<b>350,289.63</b>	<b>26,568.55</b>	<b>.00</b>	
<b>DEPARTMENT TOTALS:</b>				<b>.00</b>	<b>517,412.77</b>	<b>140,554.59</b>	<b>376,858.18</b>	<b>350,289.63</b>	<b>26,568.55</b>	<b>.00</b>	
<b>PERCENT EXPENDED:</b>				<b>27.2</b>	<b>PERCENT EXPENDED AND ENCUMBERED:</b>						<b>94.9</b>
<b>130 Department Of Finance</b>											
<b>131 Finance, Office Of Director</b>											
2025	050	131	7200	.00	4,500.00	3,392.52	1,107.48	.00	1,107.48	.00	
2025	050	131	7300	.00	3,002.89	2,887.86	115.03	.00	115.03	.00	
2025	050	131	7400	.00	347.72	115.77	231.95	.00	231.95	.00	
<b>DIVISION TOTALS:</b>				<b>.00</b>	<b>7,850.61</b>	<b>6,396.15</b>	<b>1,454.46</b>	<b>.00</b>	<b>1,454.46</b>	<b>.00</b>	

050 133  
 RUN DATE: 03/10/2026  
 RUN TIME: 08.23.58

CITY OF CINCINNATI - DEPARTMENT OF FINANCE  
 DIVISION OF ACCOUNTS AND AUDITS  
 STATEMENT OF BALANCES  
 APPROPRIATED FUNDS  
 AS OF 02 / 28 / 2026

PGM ID: CFSFA104  
 PAGE: 25

FY	FND	AGY	OBJT	ORIGINAL AUTHORIZATION	ADJUSTED AUTHORIZATION	EXPENDITURES AMOUNT	UNEXPENDED BALANCE	ENCUMBRANCE AMOUNT	UNENCUMBERED BALANCE	PRE-ENCUMBERED AMOUNT
<b>133 Finance, Accounts &amp; Audits</b>										
2025	050	133	7200	.00	8,448.87	4,713.00	3,735.87	1,676.94	2,058.93	.00
2025	050	133	7300	.00	2,165.11	.00	2,165.11	.00	2,165.11	.00
2025	050	133	7400	.00	790.43	.00	790.43	.00	790.43	.00
<b>DIVISION TOTALS:</b>				<b>.00</b>	<b>11,404.41</b>	<b>4,713.00</b>	<b>6,691.41</b>	<b>1,676.94</b>	<b>5,014.47</b>	<b>.00</b>
<b>134 Finance, Treasury</b>										
2025	050	134	7200	.00	12,576.08	4,683.54	7,892.54	.00	7,892.54	.00
2025	050	134	7300	.00	4,778.82	1,976.18	2,802.64	.00	2,802.64	.00
2025	050	134	7400	.00	6,518.68	3,294.33	3,224.35	.00	3,224.35	.00
<b>DIVISION TOTALS:</b>				<b>.00</b>	<b>23,873.58</b>	<b>9,954.05</b>	<b>13,919.53</b>	<b>.00</b>	<b>13,919.53</b>	<b>.00</b>
<b>136 Finance, Income Tax</b>										
2025	050	136	7200	.00	2,731.80	204.00	2,527.80	.00	2,527.80	.00
2025	050	136	7300	.00	82.86	54.95	27.91	.00	27.91	.00
2025	050	136	7400	.00	2,581.45	.00	2,581.45	.00	2,581.45	.00
<b>DIVISION TOTALS:</b>				<b>.00</b>	<b>5,396.11</b>	<b>258.95</b>	<b>5,137.16</b>	<b>.00</b>	<b>5,137.16</b>	<b>.00</b>
<b>DEPARTMENT TOTALS:</b>				<b>.00</b>	<b>48,524.71</b>	<b>21,322.15</b>	<b>27,202.56</b>	<b>1,676.94</b>	<b>25,525.62</b>	<b>.00</b>
<b>PERCENT EXPENDED: 43.9</b>				<b>PERCENT EXPENDED AND ENCUMBERED: 47.4</b>						
<b>160 Community Developmt</b>										
<b>161 Comm Dvlp, Office Of The Director</b>										
2025	050	161	7200	.00	4,607.49	2,193.10	2,414.39	.00	2,414.39	.00
2025	050	161	7300	.00	10,000.00	8,278.59	1,721.41	.00	1,721.41	.00
2025	050	161	7400	.00	4,244.85	1,362.24	2,882.61	.00	2,882.61	.00
<b>DIVISION TOTALS:</b>				<b>.00</b>	<b>18,852.34</b>	<b>11,833.93</b>	<b>7,018.41</b>	<b>.00</b>	<b>7,018.41</b>	<b>.00</b>
<b>162 Comm Dvlp, Division Of Housing Devel</b>										
2025	050	162	7200	.00	2,000.00	1,910.00	90.00	.00	90.00	.00
2025	050	162	7400	.00	45,585.04	44,665.04	920.00	.00	920.00	.00
<b>DIVISION TOTALS:</b>				<b>.00</b>	<b>47,585.04</b>	<b>46,575.04</b>	<b>1,010.00</b>	<b>.00</b>	<b>1,010.00</b>	<b>.00</b>
<b>164 Division Of Community Devel</b>										
2025	050	164	7200	.00	1,010,608.51	243,331.04	767,277.47	766,530.37	747.10	.00
2025	050	164	7300	.00	15,912.42	15,563.57	348.85	.00	348.85	.00
2025	050	164	7400	.00	1,142,268.69	61,204.77	1,081,063.92	1,027,177.54	53,886.38	.00
<b>DIVISION TOTALS:</b>				<b>.00</b>	<b>2,168,789.62</b>	<b>320,099.38</b>	<b>1,848,690.24</b>	<b>1,793,707.91</b>	<b>54,982.33</b>	<b>.00</b>
<b>DEPARTMENT TOTALS:</b>				<b>.00</b>	<b>2,235,227.00</b>	<b>378,508.35</b>	<b>1,856,718.65</b>	<b>1,793,707.91</b>	<b>63,010.74</b>	<b>.00</b>
<b>PERCENT EXPENDED: 16.9</b>				<b>PERCENT EXPENDED AND ENCUMBERED: 97.2</b>						
<b>170 Department Of Planning &amp; Build</b>										
<b>171 City Planning</b>										
2025	050	171	7300	.00	6,334.04	2,054.28	4,279.76	.00	4,279.76	.00
2025	050	171	7400	.00	51,301.52	40,210.10	11,091.42	.00	11,091.42	.00
<b>DIVISION TOTALS:</b>				<b>.00</b>	<b>57,635.56</b>	<b>42,264.38</b>	<b>15,371.18</b>	<b>.00</b>	<b>15,371.18</b>	<b>.00</b>
<b>DEPARTMENT TOTALS:</b>				<b>.00</b>	<b>57,635.56</b>	<b>42,264.38</b>	<b>15,371.18</b>	<b>.00</b>	<b>15,371.18</b>	<b>.00</b>
<b>PERCENT EXPENDED: 73.3</b>				<b>PERCENT EXPENDED AND ENCUMBERED: 73.3</b>						

050 181  
 RUN DATE: 03/10/2026  
 RUN TIME: 08.23.58

CITY OF CINCINNATI - DEPARTMENT OF FINANCE  
 DIVISION OF ACCOUNTS AND AUDITS  
 STATEMENT OF BALANCES  
 APPROPRIATED FUNDS  
 AS OF 02 / 28 / 2026

PGM ID: CFSFA104  
 PAGE: 26

FY	FND	AGY	OBJT	ORIGINAL AUTHORIZATION	ADJUSTED AUTHORIZATION	EXPENDITURES AMOUNT	UNEXPENDED BALANCE	ENCUMBRANCE AMOUNT	UNENCUMBERED BALANCE	PRE-ENCUMBERED AMOUNT	
<b>180 Citizens' Complaint Authority</b>											
<b>181 Citizens' Complaint Authority</b>											
2025	050	181	7300	.00	724.87	.00	724.87	.00	724.87	.00	
2025	050	181	7400	.00	125.83	.00	125.83	.00	125.83	.00	
<b>DIVISION TOTALS:</b>				<b>.00</b>	<b>850.70</b>	<b>.00</b>	<b>850.70</b>	<b>.00</b>	<b>850.70</b>	<b>.00</b>	
<b>DEPARTMENT TOTALS:</b>				<b>.00</b>	<b>850.70</b>	<b>.00</b>	<b>850.70</b>	<b>.00</b>	<b>850.70</b>	<b>.00</b>	
<b>PERCENT EXPENDED:</b>				<b>.0</b>	<b>PERCENT EXPENDED AND ENCUMBERED:</b>						<b>.0</b>
<b>190 Dept Of Public Recreation</b>											
<b>191 Recreation West Region</b>											
2025	050	191	7200	.00	2,914.72	1,020.45	1,894.27	.00	1,894.27	.00	
2025	050	191	7300	.00	30.00	30.00	.00	.00	.00	.00	
2025	050	191	7400	.00	1,319.10	286.10	1,033.00	.00	1,033.00	.00	
<b>DIVISION TOTALS:</b>				<b>.00</b>	<b>4,263.82</b>	<b>1,336.55</b>	<b>2,927.27</b>	<b>.00</b>	<b>2,927.27</b>	<b>.00</b>	
<b>192 Recreation East Region</b>											
2025	050	192	7200	.00	1,645.89	1,301.85	344.04	.00	344.04	.00	
2025	050	192	7400	.00	2,064.09	483.50	1,580.59	105.00	1,475.59	.00	
<b>DIVISION TOTALS:</b>				<b>.00</b>	<b>3,709.98</b>	<b>1,785.35</b>	<b>1,924.63</b>	<b>105.00</b>	<b>1,819.63</b>	<b>.00</b>	
<b>193 Recreation Central Region</b>											
2025	050	193	7200	.00	2,643.20	1,315.10	1,328.10	.00	1,328.10	.00	
<b>DIVISION TOTALS:</b>				<b>.00</b>	<b>2,643.20</b>	<b>1,315.10</b>	<b>1,328.10</b>	<b>.00</b>	<b>1,328.10</b>	<b>.00</b>	
<b>194 Recreation Maintenance</b>											
2025	050	194	7200	.00	67,533.41	29,461.91	38,071.50	34,347.34	3,724.16	.00	
2025	050	194	7300	.00	19,974.95	18,295.36	1,679.59	.00	1,679.59	.00	
2025	050	194	7400	.00	1,540.70	148.75	1,391.95	.00	1,391.95	.00	
<b>DIVISION TOTALS:</b>				<b>.00</b>	<b>89,049.06</b>	<b>47,906.02</b>	<b>41,143.04</b>	<b>34,347.34</b>	<b>6,795.70</b>	<b>.00</b>	
<b>197 Recreation Athletics</b>											
2025	050	197	7200	.00	1,929.86	1,129.86	800.00	.00	800.00	.00	
2025	050	197	7300	.00	16,386.62	16,381.46	5.16	.00	5.16	.00	
2025	050	197	7400	.00	4,415.26	4,159.12	256.14	.00	256.14	.00	
<b>DIVISION TOTALS:</b>				<b>.00</b>	<b>22,731.74</b>	<b>21,670.44</b>	<b>1,061.30</b>	<b>.00</b>	<b>1,061.30</b>	<b>.00</b>	
<b>199 Recreation Administration</b>											
2025	050	199	7200	.00	26,263.01	13,303.76	12,959.25	12,959.25	.00	.00	
2025	050	199	7300	.00	8,805.87	8,129.39	676.48	634.03	42.45	.00	
2025	050	199	7400	.00	4,778.16	3,668.22	1,109.94	.00	1,109.94	.00	
2025	050	199	7600	.00	20,000.00	20,000.00	.00	.00	.00	.00	
<b>DIVISION TOTALS:</b>				<b>.00</b>	<b>59,847.04</b>	<b>45,101.37</b>	<b>14,745.67</b>	<b>13,593.28</b>	<b>1,152.39</b>	<b>.00</b>	
<b>DEPARTMENT TOTALS:</b>				<b>.00</b>	<b>182,244.84</b>	<b>119,114.83</b>	<b>63,130.01</b>	<b>48,045.62</b>	<b>15,084.39</b>	<b>.00</b>	
<b>PERCENT EXPENDED:</b>				<b>65.4</b>	<b>PERCENT EXPENDED AND ENCUMBERED:</b>						<b>91.7</b>
<b>200 Department Of Parks</b>											
<b>201 Parks, Office Of The Director</b>											
2025	050	201	7300	.00	100.00	.00	100.00	.00	100.00	.00	
<b>DIVISION TOTALS:</b>				<b>.00</b>	<b>100.00</b>	<b>.00</b>	<b>100.00</b>	<b>.00</b>	<b>100.00</b>	<b>.00</b>	

050 202  
 RUN DATE: 03/10/2026  
 RUN TIME: 08.23.58

CITY OF CINCINNATI - DEPARTMENT OF FINANCE  
 DIVISION OF ACCOUNTS AND AUDITS  
 STATEMENT OF BALANCES  
 APPROPRIATED FUNDS  
 AS OF 02 / 28 / 2026

PGM ID: CFSFA104  
 PAGE: 27

<u>FY</u>	<u>FND</u>	<u>AGY</u>	<u>OBJT</u>	<u>ORIGINAL</u> <u>AUTHORIZATION</u>	<u>ADJUSTED</u> <u>AUTHORIZATION</u>	<u>EXPENDITURES</u> <u>AMOUNT</u>	<u>UNEXPENDED</u> <u>BALANCE</u>	<u>ENCUMBRANCE</u> <u>AMOUNT</u>	<u>UNENCUMBERED</u> <u>BALANCE</u>	<u>PRE-ENCUMBERED</u> <u>AMOUNT</u>	
<b>202 Parks, Operations &amp; Facility Mgmt</b>											
2025	050	202	7200	.00	55,465.16	14,694.73	40,770.43	44.58	40,725.85	.00	
2025	050	202	7300	.00	86,216.29	45,406.60	40,809.69	.00	40,809.69	.00	
2025	050	202	7400	.00	13,617.49	11,150.81	2,466.68	.00	2,466.68	.00	
<b>DIVISION TOTALS:</b>				<b>.00</b>	<b>155,298.94</b>	<b>71,252.14</b>	<b>84,046.80</b>	<b>44.58</b>	<b>84,002.22</b>	<b>.00</b>	
<b>203 Parks, Adm &amp; Program Services</b>											
2025	050	203	7300	.00	3,130.77	2,731.23	399.54	.00	399.54	.00	
2025	050	203	7400	.00	289.90	59.90	230.00	.00	230.00	.00	
<b>DIVISION TOTALS:</b>				<b>.00</b>	<b>3,420.67</b>	<b>2,791.13</b>	<b>629.54</b>	<b>.00</b>	<b>629.54</b>	<b>.00</b>	
<b>DEPARTMENT TOTALS:</b>				<b>.00</b>	<b>158,819.61</b>	<b>74,043.27</b>	<b>84,776.34</b>	<b>44.58</b>	<b>84,731.76</b>	<b>.00</b>	
<b>PERCENT EXPENDED:</b>				<b>46.6</b>	<b>PERCENT EXPENDED AND ENCUMBERED:</b>						<b>46.6</b>
<b>210 Dept Of Bldgs &amp; Inspections</b>											
<b>211 Bldg &amp; Inspections, Director</b>											
2025	050	211	7200	.00	199,080.13	88,272.86	110,807.27	26,700.60	84,106.67	.00	
2025	050	211	7300	.00	34,975.95	23,205.29	11,770.66	.00	11,770.66	.00	
2025	050	211	7400	.00	33,560.53	15,981.86	17,578.67	.00	17,578.67	.00	
<b>DIVISION TOTALS:</b>				<b>.00</b>	<b>267,616.61</b>	<b>127,460.01</b>	<b>140,156.60</b>	<b>26,700.60</b>	<b>113,456.00</b>	<b>.00</b>	
<b>DEPARTMENT TOTALS:</b>				<b>.00</b>	<b>267,616.61</b>	<b>127,460.01</b>	<b>140,156.60</b>	<b>26,700.60</b>	<b>113,456.00</b>	<b>.00</b>	
<b>PERCENT EXPENDED:</b>				<b>47.6</b>	<b>PERCENT EXPENDED AND ENCUMBERED:</b>						<b>57.6</b>
<b>220 Department of Police</b>											
<b>222 Department Of Police</b>											
2025	050	222	7200	.00	636,860.04	450,174.58	186,685.46	36,015.68	150,669.78	.00	
2025	050	222	7300	.00	130,867.99	96,106.28	34,761.71	3,947.00	30,814.71	.00	
2025	050	222	7400	.00	34,894.28	14,638.41	20,255.87	.00	20,255.87	.00	
<b>DIVISION TOTALS:</b>				<b>.00</b>	<b>802,622.31</b>	<b>560,919.27</b>	<b>241,703.04</b>	<b>39,962.68</b>	<b>201,740.36</b>	<b>.00</b>	
<b>225 Police - Investigations</b>											
2025	050	225	7200	.00	244,682.92	215,573.25	29,109.67	1,907.22	27,202.45	.00	
2025	050	225	7300	.00	17,640.55	11,323.68	6,316.87	.00	6,316.87	.00	
2025	050	225	7400	.00	12,097.06	7,068.85	5,028.21	.00	5,028.21	.00	
<b>DIVISION TOTALS:</b>				<b>.00</b>	<b>274,420.53</b>	<b>233,965.78</b>	<b>40,454.75</b>	<b>1,907.22</b>	<b>38,547.53</b>	<b>.00</b>	
<b>226 Police - Support</b>											
2025	050	226	7200	.00	98,910.54	54,469.22	44,441.32	4,012.00	40,429.32	.00	
2025	050	226	7300	.00	719,312.59	601,458.75	117,853.84	62,487.19	55,366.65	.00	
2025	050	226	7400	.00	18,802.61	12,776.85	6,025.76	.00	6,025.76	.00	
<b>DIVISION TOTALS:</b>				<b>.00</b>	<b>837,025.74</b>	<b>668,704.82</b>	<b>168,320.92</b>	<b>66,499.19</b>	<b>101,821.73</b>	<b>.00</b>	
<b>227 Police - Administration</b>											
2025	050	227	7200	.00	334,891.13	279,376.21	55,514.92	2,240.48	53,274.44	.00	
2025	050	227	7300	.00	50,832.44	40,733.82	10,098.62	1,843.81	8,254.81	.00	
2025	050	227	7400	.00	86,637.31	72,377.96	14,259.35	3,624.30	10,635.05	.00	
<b>DIVISION TOTALS:</b>				<b>.00</b>	<b>472,360.88</b>	<b>392,487.99</b>	<b>79,872.89</b>	<b>7,708.59</b>	<b>72,164.30</b>	<b>.00</b>	
<b>DEPARTMENT TOTALS:</b>				<b>.00</b>	<b>2,386,429.46</b>	<b>1,856,077.86</b>	<b>530,351.60</b>	<b>116,077.68</b>	<b>414,273.92</b>	<b>.00</b>	
<b>PERCENT EXPENDED:</b>				<b>77.8</b>	<b>PERCENT EXPENDED AND ENCUMBERED:</b>						<b>82.6</b>

050 231  
 RUN DATE: 03/10/2026  
 RUN TIME: 08.23.58

CITY OF CINCINNATI - DEPARTMENT OF FINANCE  
 DIVISION OF ACCOUNTS AND AUDITS  
 STATEMENT OF BALANCES  
 APPROPRIATED FUNDS  
 AS OF 02 / 28 / 2026

PGM ID: CFSFA104  
 PAGE: 28

FY	FND	AGY	OBJT	ORIGINAL AUTHORIZATION	ADJUSTED AUTHORIZATION	EXPENDITURES AMOUNT	UNEXPENDED BALANCE	ENCUMBRANCE AMOUNT	UNENCUMBERED BALANCE	PRE-ENCUMBERED AMOUNT	
<b>230 Dept Of Transportation &amp; Engin</b>											
<b>231 Trans &amp; Eng, Director</b>											
2025	050	231	7200	.00	101,444.94	97,455.00	3,989.94	2,545.00	1,444.94	.00	
2025	050	231	7300	.00	14,931.09	7,436.02	7,495.07	.00	7,495.07	.00	
2025	050	231	7400	.00	196.23	1.05	195.18	.00	195.18	.00	
<b>DIVISION TOTALS:</b>				<b>.00</b>	<b>116,572.26</b>	<b>104,892.07</b>	<b>11,680.19</b>	<b>2,545.00</b>	<b>9,135.19</b>	<b>.00</b>	
<b>232 Div Of Transportation Planning</b>											
2025	050	232	7200	.00	2,375.00	2,319.42	55.58	.00	55.58	.00	
2025	050	232	7300	.00	642.18	642.18	.00	.00	.00	.00	
<b>DIVISION TOTALS:</b>				<b>.00</b>	<b>3,017.18</b>	<b>2,961.60</b>	<b>55.58</b>	<b>.00</b>	<b>55.58</b>	<b>.00</b>	
<b>233 Division Of Engineering</b>											
2025	050	233	7200	.00	158.52	50.42	108.10	.00	108.10	.00	
<b>DIVISION TOTALS:</b>				<b>.00</b>	<b>158.52</b>	<b>50.42</b>	<b>108.10</b>	<b>.00</b>	<b>108.10</b>	<b>.00</b>	
<b>239 Division Of Traffic Engineer</b>											
2025	050	239	7200	.00	462,181.59	93,938.62	368,242.97	368,242.97	.00	.00	
<b>DIVISION TOTALS:</b>				<b>.00</b>	<b>462,181.59</b>	<b>93,938.62</b>	<b>368,242.97</b>	<b>368,242.97</b>	<b>.00</b>	<b>.00</b>	
<b>DEPARTMENT TOTALS:</b>				<b>.00</b>	<b>581,929.55</b>	<b>201,842.71</b>	<b>380,086.84</b>	<b>370,787.97</b>	<b>9,298.87</b>	<b>.00</b>	
<b>PERCENT EXPENDED:</b>				<b>34.7</b>	<b>PERCENT EXPENDED AND ENCUMBERED:</b>						<b>98.4</b>
<b>250 Dept Of Public Services</b>											
<b>251 Office Of The Director</b>											
2025	050	251	7200	.00	4,425.00	1,985.00	2,440.00	1,240.00	1,200.00	.00	
2025	050	251	7300	.00	3,195.75	1,787.10	1,408.65	1,408.65	.00	.00	
2025	050	251	7400	.00	3,895.36	1,237.16	2,658.20	2,378.20	280.00	.00	
<b>DIVISION TOTALS:</b>				<b>.00</b>	<b>11,516.11</b>	<b>5,009.26</b>	<b>6,506.85</b>	<b>5,026.85</b>	<b>1,480.00</b>	<b>.00</b>	
<b>253 Div Of Neighborhood Operations</b>											
2025	050	253	7200	.00	385,444.36	322,865.51	62,578.85	62,578.85	.00	.00	
2025	050	253	7300	.00	32,435.17	20,616.83	11,818.34	11,818.34	.00	.00	
2025	050	253	7400	.00	528.20	262.00	266.20	266.20	.00	.00	
<b>DIVISION TOTALS:</b>				<b>.00</b>	<b>418,407.73</b>	<b>343,744.34</b>	<b>74,663.39</b>	<b>74,663.39</b>	<b>.00</b>	<b>.00</b>	
<b>255 Div Of City Facility Mgmt</b>											
2025	050	255	7200	.00	221,125.30	184,415.50	36,709.80	33,121.13	3,588.67	.00	
2025	050	255	7300	.00	25,192.92	23,403.30	1,789.62	774.64	1,014.98	.00	
2025	050	255	7400	.00	841.71	437.98	403.73	365.26	38.47	.00	
<b>DIVISION TOTALS:</b>				<b>.00</b>	<b>247,159.93</b>	<b>208,256.78</b>	<b>38,903.15</b>	<b>34,261.03</b>	<b>4,642.12</b>	<b>.00</b>	
<b>DEPARTMENT TOTALS:</b>				<b>.00</b>	<b>677,083.77</b>	<b>557,010.38</b>	<b>120,073.39</b>	<b>113,951.27</b>	<b>6,122.12</b>	<b>.00</b>	
<b>PERCENT EXPENDED:</b>				<b>82.3</b>	<b>PERCENT EXPENDED AND ENCUMBERED:</b>						<b>99.1</b>
<b>270 Department Of Fire</b>											
<b>271 Fire - Response</b>											
2025	050	271	7200	.00	559,214.86	412,452.12	146,762.74	146,432.74	330.00	.00	
2025	050	271	7300	.00	403,373.34	335,422.73	67,950.61	67,950.61	.00	.00	
2025	050	271	7400	.00	2,973.37	315.39	2,657.98	2,657.98	.00	.00	
<b>DIVISION TOTALS:</b>				<b>.00</b>	<b>965,561.57</b>	<b>748,190.24</b>	<b>217,371.33</b>	<b>217,041.33</b>	<b>330.00</b>	<b>.00</b>	

050 272  
 RUN DATE: 03/10/2026  
 RUN TIME: 08.23.58

CITY OF CINCINNATI - DEPARTMENT OF FINANCE  
 DIVISION OF ACCOUNTS AND AUDITS  
 STATEMENT OF BALANCES  
 APPROPRIATED FUNDS  
 AS OF 02 / 28 / 2026

PGM ID: CFSFA104  
 PAGE: 29

FY	FND	AGY	OBJT	ORIGINAL AUTHORIZATION	ADJUSTED AUTHORIZATION	EXPENDITURES AMOUNT	UNEXPENDED BALANCE	ENCUMBRANCE AMOUNT	UNENCUMBERED BALANCE	PRE-ENCUMBERED AMOUNT	
<b>272 Fire - Support Services</b>											
2025	050	272	7200	.00	69,485.95	51,579.02	17,906.93	17,906.93	.00	.00	
2025	050	272	7300	.00	146,103.22	124,727.95	21,375.27	21,367.27	8.00	.00	
2025	050	272	7400	.00	25,772.66	9,385.34	16,387.32	16,387.32	.00	.00	
<b>DIVISION TOTALS:</b>				<b>.00</b>	<b>241,361.83</b>	<b>185,692.31</b>	<b>55,669.52</b>	<b>55,661.52</b>	<b>8.00</b>	<b>.00</b>	
<b>DEPARTMENT TOTALS:</b>				<b>.00</b>	<b>1,206,923.40</b>	<b>933,882.55</b>	<b>273,040.85</b>	<b>272,702.85</b>	<b>338.00</b>	<b>.00</b>	
<b>PERCENT EXPENDED:</b>				<b>77.4</b>	<b>PERCENT EXPENDED AND ENCUMBERED:</b>						<b>100.0</b>
<b>280</b>											
<b>281 Economic Inclusion</b>											
2025	050	281	7200	.00	136,679.36	661.52	136,017.84	12,500.00	123,517.84	.00	
2025	050	281	7300	.00	1,225.90	612.26	613.64	.00	613.64	.00	
2025	050	281	7400	.00	573.54	540.00	33.54	.00	33.54	.00	
<b>DIVISION TOTALS:</b>				<b>.00</b>	<b>138,478.80</b>	<b>1,813.78</b>	<b>136,665.02</b>	<b>12,500.00</b>	<b>124,165.02</b>	<b>.00</b>	
<b>DEPARTMENT TOTALS:</b>				<b>.00</b>	<b>138,478.80</b>	<b>1,813.78</b>	<b>136,665.02</b>	<b>12,500.00</b>	<b>124,165.02</b>	<b>.00</b>	
<b>PERCENT EXPENDED:</b>				<b>1.3</b>	<b>PERCENT EXPENDED AND ENCUMBERED:</b>						<b>10.3</b>
<b>920 Employee Benefits (Cont)</b>											
<b>923 State Unemployment Comp</b>											
2025	050	923	7500	.00	79,093.48	.00	79,093.48	.00	79,093.48	.00	
<b>DIVISION TOTALS:</b>				<b>.00</b>	<b>79,093.48</b>	<b>.00</b>	<b>79,093.48</b>	<b>.00</b>	<b>79,093.48</b>	<b>.00</b>	
<b>928 Tuition Reimbursement</b>											
2025	050	928	7400	.00	42,848.69	7,546.68	35,302.01	35,302.01	.00	.00	
<b>DIVISION TOTALS:</b>				<b>.00</b>	<b>42,848.69</b>	<b>7,546.68</b>	<b>35,302.01</b>	<b>35,302.01</b>	<b>.00</b>	<b>.00</b>	
<b>DEPARTMENT TOTALS:</b>				<b>.00</b>	<b>121,942.17</b>	<b>7,546.68</b>	<b>114,395.49</b>	<b>35,302.01</b>	<b>79,093.48</b>	<b>.00</b>	
<b>PERCENT EXPENDED:</b>				<b>6.2</b>	<b>PERCENT EXPENDED AND ENCUMBERED:</b>						<b>35.1</b>
<b>950 Miscellaneous Accounts</b>											
<b>951 Judgments Against The City</b>											
2025	050	951	7400	.00	437,427.62	249,016.33	188,411.29	188,411.29	.00	.00	
<b>DIVISION TOTALS:</b>				<b>.00</b>	<b>437,427.62</b>	<b>249,016.33</b>	<b>188,411.29</b>	<b>188,411.29</b>	<b>.00</b>	<b>.00</b>	
<b>952 Enterprise Software and Licenses</b>											
2025	050	952	7200	.00	43,505.00	27,959.80	15,545.20	15,545.20	.00	.00	
2025	050	952	7400	.00	1,113,039.46	779,449.49	333,589.97	333,583.21	6.76	.00	
<b>DIVISION TOTALS:</b>				<b>.00</b>	<b>1,156,544.46</b>	<b>807,409.29</b>	<b>349,135.17</b>	<b>349,128.41</b>	<b>6.76</b>	<b>.00</b>	
<b>953 Memberships &amp; Publications</b>											
2025	050	953	7200	.00	33,000.00	31,500.00	1,500.00	1,500.00	.00	.00	
<b>DIVISION TOTALS:</b>				<b>.00</b>	<b>33,000.00</b>	<b>31,500.00</b>	<b>1,500.00</b>	<b>1,500.00</b>	<b>.00</b>	<b>.00</b>	
<b>959 Manager's Office Obligations</b>											
2025	050	959	7200	.00	7,421.24	5,000.00	2,421.24	2,421.24	.00	.00	
<b>DIVISION TOTALS:</b>				<b>.00</b>	<b>7,421.24</b>	<b>5,000.00</b>	<b>2,421.24</b>	<b>2,421.24</b>	<b>.00</b>	<b>.00</b>	
<b>DEPARTMENT TOTALS:</b>				<b>.00</b>	<b>1,634,393.32</b>	<b>1,092,925.62</b>	<b>541,467.70</b>	<b>541,460.94</b>	<b>6.76</b>	<b>.00</b>	
<b>PERCENT EXPENDED:</b>				<b>66.9</b>	<b>PERCENT EXPENDED AND ENCUMBERED:</b>						<b>100.0</b>

050 968  
 RUN DATE: 03/10/2026  
 RUN TIME: 08.23.58

CITY OF CINCINNATI - DEPARTMENT OF FINANCE  
 DIVISION OF ACCOUNTS AND AUDITS  
 STATEMENT OF BALANCES  
 APPROPRIATED FUNDS  
 AS OF 02 / 28 / 2026

PGM ID: CFSFA104  
 PAGE: 30

FY	FND	AGY	OBJT	ORIGINAL AUTHORIZATION	ADJUSTED AUTHORIZATION	EXPENDITURES AMOUNT	UNEXPENDED BALANCE	ENCUMBRANCE AMOUNT	UNENCUMBERED BALANCE	PRE-ENCUMBERED AMOUNT	
<b>960 Miscellaneous Accounts (Cont)</b>											
<b>968 Port Authority Gr Cinti Dev</b>											
2025	050	968	7200	.00	700,000.00	.00	700,000.00	700,000.00	.00	.00	
<b>DIVISION TOTALS:</b>				<b>.00</b>	<b>700,000.00</b>	<b>.00</b>	<b>700,000.00</b>	<b>700,000.00</b>	<b>.00</b>	<b>.00</b>	
<b>DEPARTMENT TOTALS:</b>				<b>.00</b>	<b>700,000.00</b>	<b>.00</b>	<b>700,000.00</b>	<b>700,000.00</b>	<b>.00</b>	<b>.00</b>	
<b>PERCENT EXPENDED:</b>				<b>.0</b>	<b>PERCENT EXPENDED AND ENCUMBERED:</b>						<b>100.0</b>
<b>101 Water Works FUND</b>											
<b>300 Department Of Water Works</b>											
<b>301 Water Works, Business Service</b>											
2025	101	301	7200	.00	949,935.29	591,051.49	358,883.80	358,883.80	.00	.00	
2025	101	301	7300	.00	46,837.30	39,218.86	7,618.44	7,618.44	.00	.00	
2025	101	301	7400	.00	286,004.41	160,544.14	125,460.27	125,460.27	.00	.00	
<b>DIVISION TOTALS:</b>				<b>.00</b>	<b>1,282,777.00</b>	<b>790,814.49</b>	<b>491,962.51</b>	<b>491,962.51</b>	<b>.00</b>	<b>.00</b>	
<b>302 Water Works, Commercial Services</b>											
2025	101	302	7200	.00	911,826.03	292,874.29	618,951.74	618,951.74	.00	.00	
2025	101	302	7300	.00	42,754.10	2,981.19	39,772.91	39,772.91	.00	.00	
2025	101	302	7400	.00	5,484.00	159.00	5,325.00	5,325.00	.00	.00	
<b>DIVISION TOTALS:</b>				<b>.00</b>	<b>960,064.13</b>	<b>296,014.48</b>	<b>664,049.65</b>	<b>664,049.65</b>	<b>.00</b>	<b>.00</b>	
<b>303 Water Works, Div Of Supply</b>											
2025	101	303	7200	.00	5,789,053.79	3,024,112.85	2,764,940.94	2,469,694.49	295,246.45	.00	
2025	101	303	7300	.00	704,704.85	307,286.64	397,418.21	383,434.86	13,983.35	.00	
2025	101	303	7400	.00	27,786.26	9,522.25	18,264.01	18,264.01	.00	.00	
<b>DIVISION TOTALS:</b>				<b>.00</b>	<b>6,521,544.90</b>	<b>3,340,921.74</b>	<b>3,180,623.16</b>	<b>2,871,393.36</b>	<b>309,229.80</b>	<b>.00</b>	
<b>304 Water Works, Div Of Distribution</b>											
2025	101	304	7200	.00	1,182,387.83	742,910.10	439,477.73	78,579.62	360,898.11	.00	
2025	101	304	7300	.00	208,463.78	135,345.21	73,118.57	37,150.32	35,968.25	.00	
2025	101	304	7400	.00	10,292.20	292.20	10,000.00	10,000.00	.00	.00	
<b>DIVISION TOTALS:</b>				<b>.00</b>	<b>1,401,143.81</b>	<b>878,547.51</b>	<b>522,596.30</b>	<b>125,729.94</b>	<b>396,866.36</b>	<b>.00</b>	
<b>305 Div Of Wtr Quality &amp; Treatment</b>											
2025	101	305	7200	.00	241,462.10	139,866.22	101,595.88	101,595.88	.00	.00	
2025	101	305	7300	.00	170,459.29	135,383.79	35,075.50	35,035.96	39.54	.00	
2025	101	305	7400	.00	9,650.00	.00	9,650.00	9,650.00	.00	.00	
<b>DIVISION TOTALS:</b>				<b>.00</b>	<b>421,571.39</b>	<b>275,250.01</b>	<b>146,321.38</b>	<b>146,281.84</b>	<b>39.54</b>	<b>.00</b>	
<b>306 Water Works, Div Of Engineering</b>											
2025	101	306	7200	.00	54,186.63	51,252.21	2,934.42	2,934.42	.00	.00	
2025	101	306	7300	.00	15,443.89	8,420.08	7,023.81	7,023.81	.00	.00	
2025	101	306	7400	.00	430.00	430.00	.00	.00	.00	.00	
<b>DIVISION TOTALS:</b>				<b>.00</b>	<b>70,060.52</b>	<b>60,102.29</b>	<b>9,958.23</b>	<b>9,958.23</b>	<b>.00</b>	<b>.00</b>	
<b>307 Water Works, Div Of Info Tech</b>											
2025	101	307	7200	.00	547,973.40	116,577.23	431,396.17	431,396.17	.00	.00	
2025	101	307	7300	.00	24,072.13	18,877.07	5,195.06	5,195.06	.00	.00	
2025	101	307	7400	.00	439,313.81	142,506.99	296,806.82	296,806.82	.00	.00	
<b>DIVISION TOTALS:</b>				<b>.00</b>	<b>1,011,359.34</b>	<b>277,961.29</b>	<b>733,398.05</b>	<b>733,398.05</b>	<b>.00</b>	<b>.00</b>	
<b>DEPARTMENT TOTALS:</b>				<b>.00</b>	<b>11,668,521.09</b>	<b>5,919,611.81</b>	<b>5,748,909.28</b>	<b>5,042,773.58</b>	<b>706,135.70</b>	<b>.00</b>	
<b>PERCENT EXPENDED:</b>				<b>50.7</b>	<b>PERCENT EXPENDED AND ENCUMBERED:</b>						<b>93.9</b>

102 248  
 RUN DATE: 03/10/2026  
 RUN TIME: 08.23.58

CITY OF CINCINNATI - DEPARTMENT OF FINANCE  
 DIVISION OF ACCOUNTS AND AUDITS  
 STATEMENT OF BALANCES  
 APPROPRIATED FUNDS  
 AS OF 02 / 28 / 2026

PGM ID: CFSFA104  
 PAGE: 31

FY	FND	AGY	OBJT	ORIGINAL AUTHORIZATION	ADJUSTED AUTHORIZATION	EXPENDITURES AMOUNT	UNEXPENDED BALANCE	ENCUMBRANCE AMOUNT	UNENCUMBERED BALANCE	PRE-ENCUMBERED AMOUNT	
<b>102 Parking System Facilities FUND</b>											
<b>240 Dept. Of Enterprise Services</b>											
<b>248 Div Of Parking Facilities</b>											
2025	102	248	7200	.00	620,130.62	341,736.41	278,394.21	26,207.67	252,186.54	.00	
2025	102	248	7300	.00	2,100.00	2,089.28	10.72	.00	10.72	.00	
2025	102	248	7400	.00	40,414.50	.00	40,414.50	40,414.50	.00	.00	
<b>DIVISION TOTALS:</b>				<b>.00</b>	<b>662,645.12</b>	<b>343,825.69</b>	<b>318,819.43</b>	<b>66,622.17</b>	<b>252,197.26</b>	<b>.00</b>	
<b>DEPARTMENT TOTALS:</b>				<b>.00</b>	<b>662,645.12</b>	<b>343,825.69</b>	<b>318,819.43</b>	<b>66,622.17</b>	<b>252,197.26</b>	<b>.00</b>	
<b>PERCENT EXPENDED:</b>				<b>51.9</b>	<b>PERCENT EXPENDED AND ENCUMBERED:</b>						<b>61.9</b>
<b>103 Convention-Exposition Center FUND</b>											
<b>240 Dept. Of Enterprise Services</b>											
<b>243 Duke Energy Center</b>											
2025	103	243	7200	.00	837,426.25	724,877.50	112,548.75	112,548.75	.00	.00	
<b>DIVISION TOTALS:</b>				<b>.00</b>	<b>837,426.25</b>	<b>724,877.50</b>	<b>112,548.75</b>	<b>112,548.75</b>	<b>.00</b>	<b>.00</b>	
<b>DEPARTMENT TOTALS:</b>				<b>.00</b>	<b>837,426.25</b>	<b>724,877.50</b>	<b>112,548.75</b>	<b>112,548.75</b>	<b>.00</b>	<b>.00</b>	
<b>PERCENT EXPENDED:</b>				<b>86.6</b>	<b>PERCENT EXPENDED AND ENCUMBERED:</b>						<b>100.0</b>
<b>104 General Aviation FUND</b>											
<b>230 Dept Of Transportation &amp; Engin</b>											
<b>234 Div Of Aviation</b>											
2025	104	234	7200	.00	116,406.34	53,648.46	62,757.88	39,830.97	22,926.91	.00	
2025	104	234	7300	.00	35,398.97	4,035.05	31,363.92	.00	31,363.92	.00	
2025	104	234	7400	.00	396.10	104.97	291.13	.00	291.13	.00	
<b>DIVISION TOTALS:</b>				<b>.00</b>	<b>152,201.41</b>	<b>57,788.48</b>	<b>94,412.93</b>	<b>39,830.97</b>	<b>54,581.96</b>	<b>.00</b>	
<b>DEPARTMENT TOTALS:</b>				<b>.00</b>	<b>152,201.41</b>	<b>57,788.48</b>	<b>94,412.93</b>	<b>39,830.97</b>	<b>54,581.96</b>	<b>.00</b>	
<b>PERCENT EXPENDED:</b>				<b>38.0</b>	<b>PERCENT EXPENDED AND ENCUMBERED:</b>						<b>64.1</b>
<b>105 Municipal Golf FUND</b>											
<b>190 Dept Of Public Recreation</b>											
<b>195 Recreation Golf</b>											
2025	105	195	7200	.00	12,906.12	7,117.72	5,788.40	5,788.40	.00	.00	
2025	105	195	7400	.00	10,251.83	1,837.79	8,414.04	8,414.04	.00	.00	
<b>DIVISION TOTALS:</b>				<b>.00</b>	<b>23,157.95</b>	<b>8,955.51</b>	<b>14,202.44</b>	<b>14,202.44</b>	<b>.00</b>	<b>.00</b>	
<b>DEPARTMENT TOTALS:</b>				<b>.00</b>	<b>23,157.95</b>	<b>8,955.51</b>	<b>14,202.44</b>	<b>14,202.44</b>	<b>.00</b>	<b>.00</b>	
<b>PERCENT EXPENDED:</b>				<b>38.7</b>	<b>PERCENT EXPENDED AND ENCUMBERED:</b>						<b>100.0</b>
<b>107 Stormwater Management FUND</b>											
<b>100 Office Of The City Manager</b>											
<b>101 City Manager's Office</b>											
2025	107	101	7200	.00	7,149.48	7,149.48	.00	.00	.00	.00	
<b>DIVISION TOTALS:</b>				<b>.00</b>	<b>7,149.48</b>	<b>7,149.48</b>	<b>.00</b>	<b>.00</b>	<b>.00</b>	<b>.00</b>	

107 104  
 RUN DATE: 03/10/2026  
 RUN TIME: 08.23.58

CITY OF CINCINNATI - DEPARTMENT OF FINANCE  
 DIVISION OF ACCOUNTS AND AUDITS  
 STATEMENT OF BALANCES  
 APPROPRIATED FUNDS  
 AS OF 02 / 28 / 2026

PGM ID: CFSFA104  
 PAGE: 32

FY	FND	AGY	OBJT	ORIGINAL AUTHORIZATION	ADJUSTED AUTHORIZATION	EXPENDITURES AMOUNT	UNEXPENDED BALANCE	ENCUMBRANCE AMOUNT	UNENCUMBERED BALANCE	PRE-ENCUMBERED AMOUNT
<b>104 Office Of Environment &amp; Sustainability</b>										
2025	107	104	7200	.00	47,436.02	10,487.93	36,948.09	36,948.09	.00	.00
<b>DIVISION TOTALS:</b>				<b>.00</b>	<b>47,436.02</b>	<b>10,487.93</b>	<b>36,948.09</b>	<b>36,948.09</b>	<b>.00</b>	<b>.00</b>
<b>DEPARTMENT TOTALS:</b>				<b>.00</b>	<b>54,585.50</b>	<b>17,637.41</b>	<b>36,948.09</b>	<b>36,948.09</b>	<b>.00</b>	<b>.00</b>
<b>PERCENT EXPENDED:</b>				<b>32.3</b>	<b>PERCENT EXPENDED AND ENCUMBERED: 100.0</b>					
<b>200 Department Of Parks</b>										
<b>202 Parks, Operations &amp; Facility Mgmt</b>										
2025	107	202	7300	.00	391.42	341.87	49.55	.00	49.55	.00
<b>DIVISION TOTALS:</b>				<b>.00</b>	<b>391.42</b>	<b>341.87</b>	<b>49.55</b>	<b>.00</b>	<b>49.55</b>	<b>.00</b>
<b>DEPARTMENT TOTALS:</b>				<b>.00</b>	<b>391.42</b>	<b>341.87</b>	<b>49.55</b>	<b>.00</b>	<b>49.55</b>	<b>.00</b>
<b>PERCENT EXPENDED:</b>				<b>87.3</b>	<b>PERCENT EXPENDED AND ENCUMBERED: 87.3</b>					
<b>210 Dept Of Bldgs &amp; Inspections</b>										
<b>212 Bldg &amp; Inspections, Licenses &amp; Permits</b>										
2025	107	212	7200	.00	110,316.26	64,761.27	45,554.99	38,038.73	7,516.26	.00
2025	107	212	7300	.00	6,047.30	134.99	5,912.31	.00	5,912.31	.00
<b>DIVISION TOTALS:</b>				<b>.00</b>	<b>116,363.56</b>	<b>64,896.26</b>	<b>51,467.30</b>	<b>38,038.73</b>	<b>13,428.57</b>	<b>.00</b>
<b>DEPARTMENT TOTALS:</b>				<b>.00</b>	<b>116,363.56</b>	<b>64,896.26</b>	<b>51,467.30</b>	<b>38,038.73</b>	<b>13,428.57</b>	<b>.00</b>
<b>PERCENT EXPENDED:</b>				<b>55.8</b>	<b>PERCENT EXPENDED AND ENCUMBERED: 88.5</b>					
<b>250 Dept Of Public Services</b>										
<b>253 Div Of Neighborhood Operations</b>										
2025	107	253	7200	.00	170,924.77	106,516.90	64,407.87	64,407.87	.00	.00
2025	107	253	7300	.00	35,692.75	30,329.99	5,362.76	4,555.57	807.19	.00
2025	107	253	7400	.00	603.53	95.92	507.61	507.61	.00	.00
<b>DIVISION TOTALS:</b>				<b>.00</b>	<b>207,221.05</b>	<b>136,942.81</b>	<b>70,278.24</b>	<b>69,471.05</b>	<b>807.19</b>	<b>.00</b>
<b>DEPARTMENT TOTALS:</b>				<b>.00</b>	<b>207,221.05</b>	<b>136,942.81</b>	<b>70,278.24</b>	<b>69,471.05</b>	<b>807.19</b>	<b>.00</b>
<b>PERCENT EXPENDED:</b>				<b>66.1</b>	<b>PERCENT EXPENDED AND ENCUMBERED: 99.6</b>					
<b>310 Stormwater Management Utility</b>										
<b>311 Stormwater Management Utility</b>										
2025	107	311	7200	.00	2,758,934.78	2,439,498.82	319,435.96	319,435.96	.00	.00
2025	107	311	7300	.00	51,182.83	17,776.92	33,405.91	33,405.91	.00	.00
2025	107	311	7400	.00	5,044.50	282.31	4,762.19	4,762.19	.00	.00
<b>DIVISION TOTALS:</b>				<b>.00</b>	<b>2,815,162.11</b>	<b>2,457,558.05</b>	<b>357,604.06</b>	<b>357,604.06</b>	<b>.00</b>	<b>.00</b>
<b>DEPARTMENT TOTALS:</b>				<b>.00</b>	<b>2,815,162.11</b>	<b>2,457,558.05</b>	<b>357,604.06</b>	<b>357,604.06</b>	<b>.00</b>	<b>.00</b>
<b>PERCENT EXPENDED:</b>				<b>87.3</b>	<b>PERCENT EXPENDED AND ENCUMBERED: 100.0</b>					
<b>151 Bond Retirement - City FUND</b>										
<b>130 Department Of Finance</b>										
<b>134 Finance, Treasury</b>										
2025	151	134	7200	.00	109,968.50	77,271.68	32,696.82	849.03	31,847.79	.00
<b>DIVISION TOTALS:</b>				<b>.00</b>	<b>109,968.50</b>	<b>77,271.68</b>	<b>32,696.82</b>	<b>849.03</b>	<b>31,847.79</b>	<b>.00</b>
<b>DEPARTMENT TOTALS:</b>				<b>.00</b>	<b>109,968.50</b>	<b>77,271.68</b>	<b>32,696.82</b>	<b>849.03</b>	<b>31,847.79</b>	<b>.00</b>
<b>PERCENT EXPENDED:</b>				<b>70.3</b>	<b>PERCENT EXPENDED AND ENCUMBERED: 71.0</b>					

301 202  
 RUN DATE: 03/10/2026  
 RUN TIME: 08.23.58

CITY OF CINCINNATI - DEPARTMENT OF FINANCE  
 DIVISION OF ACCOUNTS AND AUDITS  
 STATEMENT OF BALANCES  
 APPROPRIATED FUNDS  
 AS OF 02 / 28 / 2026

PGM ID: CFSFA104  
 PAGE: 33

FY	FND	AGY	OBJT	ORIGINAL AUTHORIZATION	ADJUSTED AUTHORIZATION	EXPENDITURES AMOUNT	UNEXPENDED BALANCE	ENCUMBRANCE AMOUNT	UNENCUMBERED BALANCE	PRE-ENCUMBERED AMOUNT
<b>301 Street Const Maintenance &amp; Rep FUND</b>										
<b>200 Department Of Parks</b>										
<b>202 Parks, Operations &amp; Facility Mgmt</b>										
2025	301	202	7300	.00	4,083.04	1,622.09	2,460.95	.00	2,460.95	.00
2025	301	202	7400	.00	375.00	374.00	1.00	.00	1.00	.00
<b>DIVISION TOTALS:</b>				<b>.00</b>	<b>4,458.04</b>	<b>1,996.09</b>	<b>2,461.95</b>	<b>.00</b>	<b>2,461.95</b>	<b>.00</b>
<b>DEPARTMENT TOTALS:</b>				<b>.00</b>	<b>4,458.04</b>	<b>1,996.09</b>	<b>2,461.95</b>	<b>.00</b>	<b>2,461.95</b>	<b>.00</b>
<b>PERCENT EXPENDED:</b>				<b>44.8</b>	<b>PERCENT EXPENDED AND ENCUMBERED: 44.8</b>					
<b>230 Dept Of Transportation &amp; Engin</b>										
<b>238 Division of Traffic Services</b>										
2025	301	238	7200	.00	68,282.76	22,667.47	45,615.29	.00	45,615.29	.00
2025	301	238	7300	.00	90,541.91	72,343.73	18,198.18	4,020.00	14,178.18	.00
2025	301	238	7400	.00	16,977.92	8,526.06	8,451.86	.00	8,451.86	.00
<b>DIVISION TOTALS:</b>				<b>.00</b>	<b>175,802.59</b>	<b>103,537.26</b>	<b>72,265.33</b>	<b>4,020.00</b>	<b>68,245.33</b>	<b>.00</b>
<b>239 Division Of Traffic Engineer</b>										
2025	301	239	7200	.00	184,363.74	70,075.21	114,288.53	114,288.53	.00	.00
<b>DIVISION TOTALS:</b>				<b>.00</b>	<b>184,363.74</b>	<b>70,075.21</b>	<b>114,288.53</b>	<b>114,288.53</b>	<b>.00</b>	<b>.00</b>
<b>DEPARTMENT TOTALS:</b>				<b>.00</b>	<b>360,166.33</b>	<b>173,612.47</b>	<b>186,553.86</b>	<b>118,308.53</b>	<b>68,245.33</b>	<b>.00</b>
<b>PERCENT EXPENDED:</b>				<b>48.2</b>	<b>PERCENT EXPENDED AND ENCUMBERED: 81.1</b>					
<b>250 Dept Of Public Services</b>										
<b>252 Traffic And Road Operations</b>										
2025	301	252	7200	.00	394,976.54	205,870.89	189,105.65	111,525.90	77,579.75	.00
2025	301	252	7300	.00	238,211.43	113,161.15	125,050.28	121,179.68	3,870.60	.00
2025	301	252	7400	.00	3,954.98	754.39	3,200.59	2,955.30	245.29	.00
<b>DIVISION TOTALS:</b>				<b>.00</b>	<b>637,142.95</b>	<b>319,786.43</b>	<b>317,356.52</b>	<b>235,660.88</b>	<b>81,695.64</b>	<b>.00</b>
<b>253 Div Of Neighborhood Operations</b>										
2025	301	253	7200	.00	161,602.96	87,166.06	74,436.90	74,436.90	.00	.00
2025	301	253	7300	.00	23,110.27	20,702.08	2,408.19	2,408.19	.00	.00
2025	301	253	7400	.00	252.97	75.53	177.44	177.44	.00	.00
<b>DIVISION TOTALS:</b>				<b>.00</b>	<b>184,966.20</b>	<b>107,943.67</b>	<b>77,022.53</b>	<b>77,022.53</b>	<b>.00</b>	<b>.00</b>
<b>DEPARTMENT TOTALS:</b>				<b>.00</b>	<b>822,109.15</b>	<b>427,730.10</b>	<b>394,379.05</b>	<b>312,683.41</b>	<b>81,695.64</b>	<b>.00</b>
<b>PERCENT EXPENDED:</b>				<b>52.0</b>	<b>PERCENT EXPENDED AND ENCUMBERED: 90.1</b>					
<b>302 Income Tax Infrastructure FUND</b>										
<b>100 Office Of The City Manager</b>										
<b>102 Office Of Budget &amp; Evaluation</b>										
2025	302	102	7400	.00	319.13	154.33	164.80	164.80	.00	.00
<b>DIVISION TOTALS:</b>				<b>.00</b>	<b>319.13</b>	<b>154.33</b>	<b>164.80</b>	<b>164.80</b>	<b>.00</b>	<b>.00</b>
<b>DEPARTMENT TOTALS:</b>				<b>.00</b>	<b>319.13</b>	<b>154.33</b>	<b>164.80</b>	<b>164.80</b>	<b>.00</b>	<b>.00</b>
<b>PERCENT EXPENDED:</b>				<b>48.4</b>	<b>PERCENT EXPENDED AND ENCUMBERED: 100.0</b>					

302 133  
 RUN DATE: 03/10/2026  
 RUN TIME: 08.23.58

CITY OF CINCINNATI - DEPARTMENT OF FINANCE  
 DIVISION OF ACCOUNTS AND AUDITS  
 STATEMENT OF BALANCES  
 APPROPRIATED FUNDS  
 AS OF 02 / 28 / 2026

PGM ID: CFSFA104  
 PAGE: 34

FY	FND	AGY	OBJT	ORIGINAL AUTHORIZATION	ADJUSTED AUTHORIZATION	EXPENDITURES AMOUNT	UNEXPENDED BALANCE	ENCUMBRANCE AMOUNT	UNENCUMBERED BALANCE	PRE-ENCUMBERED AMOUNT	
<b>130 Department Of Finance</b>											
<b>133 Finance, Accounts &amp; Audits</b>											
2025	302	133	7200	.00	446.00	.00	446.00	.00	446.00	.00	
<b>DIVISION TOTALS:</b>				<b>.00</b>	<b>446.00</b>	<b>.00</b>	<b>446.00</b>	<b>.00</b>	<b>446.00</b>	<b>.00</b>	
<b>DEPARTMENT TOTALS:</b>				<b>.00</b>	<b>446.00</b>	<b>.00</b>	<b>446.00</b>	<b>.00</b>	<b>446.00</b>	<b>.00</b>	
<b>PERCENT EXPENDED:</b>				<b>.0</b>	<b>PERCENT EXPENDED AND ENCUMBERED:</b>						<b>.0</b>
<b>160 Community Developmt</b>											
<b>164 Division Of Community Devel</b>											
2025	302	164	7200	.00	30,550.87	30,550.87	.00	.00	.00	.00	
<b>DIVISION TOTALS:</b>				<b>.00</b>	<b>30,550.87</b>	<b>30,550.87</b>	<b>.00</b>	<b>.00</b>	<b>.00</b>	<b>.00</b>	
<b>DEPARTMENT TOTALS:</b>				<b>.00</b>	<b>30,550.87</b>	<b>30,550.87</b>	<b>.00</b>	<b>.00</b>	<b>.00</b>	<b>.00</b>	
<b>PERCENT EXPENDED:</b>				<b>100.0</b>	<b>PERCENT EXPENDED AND ENCUMBERED:</b>						<b>100.0</b>
<b>190 Dept Of Public Recreation</b>											
<b>194 Recreation Maintenance</b>											
2025	302	194	7200	.00	780.00	.00	780.00	.00	780.00	.00	
<b>DIVISION TOTALS:</b>				<b>.00</b>	<b>780.00</b>	<b>.00</b>	<b>780.00</b>	<b>.00</b>	<b>780.00</b>	<b>.00</b>	
<b>DEPARTMENT TOTALS:</b>				<b>.00</b>	<b>780.00</b>	<b>.00</b>	<b>780.00</b>	<b>.00</b>	<b>780.00</b>	<b>.00</b>	
<b>PERCENT EXPENDED:</b>				<b>.0</b>	<b>PERCENT EXPENDED AND ENCUMBERED:</b>						<b>.0</b>
<b>230 Dept Of Transportation &amp; Engin</b>											
<b>231 Trans &amp; Eng, Director</b>											
2025	302	231	7300	.00	46,574.19	46,574.19	.00	.00	.00	.00	
2025	302	231	7400	.00	14,238.48	14,238.48	.00	.00	.00	.00	
<b>DIVISION TOTALS:</b>				<b>.00</b>	<b>60,812.67</b>	<b>60,812.67</b>	<b>.00</b>	<b>.00</b>	<b>.00</b>	<b>.00</b>	
<b>232 Div Of Transportation Planning</b>											
2025	302	232	7300	.00	2,290.03	114.99	2,175.04	.00	2,175.04	.00	
2025	302	232	7400	.00	11,341.41	11,341.41	.00	.00	.00	.00	
<b>DIVISION TOTALS:</b>				<b>.00</b>	<b>13,631.44</b>	<b>11,456.40</b>	<b>2,175.04</b>	<b>.00</b>	<b>2,175.04</b>	<b>.00</b>	
<b>233 Division Of Engineering</b>											
2025	302	233	7200	.00	238,674.64	128,110.74	110,563.90	30,358.01	80,205.89	.00	
2025	302	233	7300	.00	51,982.73	47,556.34	4,426.39	.00	4,426.39	.00	
2025	302	233	7400	.00	14,608.23	13,791.44	816.79	.00	816.79	.00	
<b>DIVISION TOTALS:</b>				<b>.00</b>	<b>305,265.60</b>	<b>189,458.52</b>	<b>115,807.08</b>	<b>30,358.01</b>	<b>85,449.07</b>	<b>.00</b>	
<b>238 Division of Traffic Services</b>											
2025	302	238	7200	.00	38,521.21	.00	38,521.21	.00	38,521.21	.00	
2025	302	238	7300	.00	92,202.72	64,611.20	27,591.52	24,896.47	2,695.05	.00	
<b>DIVISION TOTALS:</b>				<b>.00</b>	<b>130,723.93</b>	<b>64,611.20</b>	<b>66,112.73</b>	<b>24,896.47</b>	<b>41,216.26</b>	<b>.00</b>	
<b>239 Division Of Traffic Engineer</b>											
2025	302	239	7200	.00	57,254.91	24,187.00	33,067.91	.00	33,067.91	.00	
2025	302	239	7300	.00	2,280.00	240.00	2,040.00	.00	2,040.00	.00	
2025	302	239	7400	.00	415.78	48.10	367.68	.00	367.68	.00	
<b>DIVISION TOTALS:</b>				<b>.00</b>	<b>59,950.69</b>	<b>24,475.10</b>	<b>35,475.59</b>	<b>.00</b>	<b>35,475.59</b>	<b>.00</b>	
<b>DEPARTMENT TOTALS:</b>				<b>.00</b>	<b>570,384.33</b>	<b>350,813.89</b>	<b>219,570.44</b>	<b>55,254.48</b>	<b>164,315.96</b>	<b>.00</b>	
<b>PERCENT EXPENDED:</b>				<b>61.5</b>	<b>PERCENT EXPENDED AND ENCUMBERED:</b>						<b>71.2</b>

302 251  
 RUN DATE: 03/10/2026  
 RUN TIME: 08.23.58

CITY OF CINCINNATI - DEPARTMENT OF FINANCE  
 DIVISION OF ACCOUNTS AND AUDITS  
 STATEMENT OF BALANCES  
 APPROPRIATED FUNDS  
 AS OF 02 / 28 / 2026

PGM ID: CFSFA104  
 PAGE: 35

FY	FND	AGY	OBJT	ORIGINAL AUTHORIZATION	ADJUSTED AUTHORIZATION	EXPENDITURES AMOUNT	UNEXPENDED BALANCE	ENCUMBRANCE AMOUNT	UNENCUMBERED BALANCE	PRE-ENCUMBERED AMOUNT
<b>250 Dept Of Public Services</b>										
<b>251 Office Of The Director</b>										
2025	302	251	7200	.00	2,200.00	600.00	1,600.00	1,600.00	.00	.00
2025	302	251	7300	.00	2,497.68	2,497.68	.00	.00	.00	.00
<b>DIVISION TOTALS:</b>				<b>.00</b>	<b>4,697.68</b>	<b>3,097.68</b>	<b>1,600.00</b>	<b>1,600.00</b>	<b>.00</b>	<b>.00</b>
<b>252 Traffic And Road Operations</b>										
2025	302	252	7200	.00	5,000.00	4,368.60	631.40	.00	631.40	.00
<b>DIVISION TOTALS:</b>				<b>.00</b>	<b>5,000.00</b>	<b>4,368.60</b>	<b>631.40</b>	<b>.00</b>	<b>631.40</b>	<b>.00</b>
<b>255 Div Of City Facility Mgmt</b>										
2025	302	255	7200	.00	44,943.21	27,100.15	17,843.06	6,556.50	11,286.56	.00
2025	302	255	7300	.00	10,518.09	7,476.65	3,041.44	662.03	2,379.41	.00
2025	302	255	7400	.00	976.14	285.58	690.56	.00	690.56	.00
<b>DIVISION TOTALS:</b>				<b>.00</b>	<b>56,437.44</b>	<b>34,862.38</b>	<b>21,575.06</b>	<b>7,218.53</b>	<b>14,356.53</b>	<b>.00</b>
<b>DEPARTMENT TOTALS:</b>				<b>.00</b>	<b>66,135.12</b>	<b>42,328.66</b>	<b>23,806.46</b>	<b>8,818.53</b>	<b>14,987.93</b>	<b>.00</b>
<b>PERCENT EXPENDED: 64.0</b>				<b>PERCENT EXPENDED AND ENCUMBERED:</b>				<b>77.3</b>		
<b>303 Parking Meter FUND</b>										
<b>240 Dept. Of Enterprise Services</b>										
<b>248 Div Of Parking Facilities</b>										
2025	303	248	7200	.00	296,497.41	168,172.81	128,324.60	127,328.79	995.81	.00
2025	303	248	7300	.00	3,272.73	443.50	2,829.23	2,829.23	.00	.00
2025	303	248	7400	.00	580.97	.00	580.97	580.97	.00	.00
<b>DIVISION TOTALS:</b>				<b>.00</b>	<b>300,351.11</b>	<b>168,616.31</b>	<b>131,734.80</b>	<b>130,738.99</b>	<b>995.81</b>	<b>.00</b>
<b>DEPARTMENT TOTALS:</b>				<b>.00</b>	<b>300,351.11</b>	<b>168,616.31</b>	<b>131,734.80</b>	<b>130,738.99</b>	<b>995.81</b>	<b>.00</b>
<b>PERCENT EXPENDED: 56.1</b>				<b>PERCENT EXPENDED AND ENCUMBERED:</b>				<b>99.7</b>		
<b>306 Municipal Motor Vehicle Lic Tx FUND</b>										
<b>230 Dept Of Transportation &amp; Engin</b>										
<b>238 Division of Traffic Services</b>										
2025	306	238	7300	.00	27,870.00	27,870.00	.00	.00	.00	.00
<b>DIVISION TOTALS:</b>				<b>.00</b>	<b>27,870.00</b>	<b>27,870.00</b>	<b>.00</b>	<b>.00</b>	<b>.00</b>	<b>.00</b>
<b>DEPARTMENT TOTALS:</b>				<b>.00</b>	<b>27,870.00</b>	<b>27,870.00</b>	<b>.00</b>	<b>.00</b>	<b>.00</b>	<b>.00</b>
<b>PERCENT EXPENDED: 100.0</b>				<b>PERCENT EXPENDED AND ENCUMBERED:</b>				<b>100.0</b>		
<b>250 Dept Of Public Services</b>										
<b>252 Traffic And Road Operations</b>										
2025	306	252	7200	.00	122,580.96	76,919.12	45,661.84	27,410.74	18,251.10	.00
2025	306	252	7300	.00	49,751.36	47,221.89	2,529.47	2,529.47	.00	.00
2025	306	252	7400	.00	203.29	203.29	.00	.00	.00	.00
<b>DIVISION TOTALS:</b>				<b>.00</b>	<b>172,535.61</b>	<b>124,344.30</b>	<b>48,191.31</b>	<b>29,940.21</b>	<b>18,251.10</b>	<b>.00</b>
<b>DEPARTMENT TOTALS:</b>				<b>.00</b>	<b>172,535.61</b>	<b>124,344.30</b>	<b>48,191.31</b>	<b>29,940.21</b>	<b>18,251.10</b>	<b>.00</b>
<b>PERCENT EXPENDED: 72.1</b>				<b>PERCENT EXPENDED AND ENCUMBERED:</b>				<b>89.4</b>		

318 202  
 RUN DATE: 03/10/2026  
 RUN TIME: 08.23.58

CITY OF CINCINNATI - DEPARTMENT OF FINANCE  
 DIVISION OF ACCOUNTS AND AUDITS  
 STATEMENT OF BALANCES  
 APPROPRIATED FUNDS  
 AS OF 02 / 28 / 2026

FY	FND	AGY	OBJT	ORIGINAL AUTHORIZATION	ADJUSTED AUTHORIZATION	EXPENDITURES AMOUNT	UNEXPENDED BALANCE	ENCUMBRANCE AMOUNT	UNENCUMBERED BALANCE	PRE-ENCUMBERED AMOUNT	
<b>318 Sawyer Point FUND</b>											
<b>200 Department Of Parks</b>											
<b>202 Parks, Operations &amp; Facility Mgmt</b>											
2025	318	202	7200	.00	65,701.48	19,550.25	46,151.23	.00	46,151.23	.00	
2025	318	202	7300	.00	90,786.11	49,053.72	41,732.39	5,717.72	36,014.67	.00	
2025	318	202	7400	.00	401.45	401.45	.00	.00	.00	.00	
<b>DIVISION TOTALS:</b>				<b>.00</b>	<b>156,889.04</b>	<b>69,005.42</b>	<b>87,883.62</b>	<b>5,717.72</b>	<b>82,165.90</b>	<b>.00</b>	
<b>DEPARTMENT TOTALS:</b>				<b>.00</b>	<b>156,889.04</b>	<b>69,005.42</b>	<b>87,883.62</b>	<b>5,717.72</b>	<b>82,165.90</b>	<b>.00</b>	
<b>PERCENT EXPENDED:</b>				<b>44.0</b>	<b>PERCENT EXPENDED AND ENCUMBERED:</b>						<b>47.6</b>
<b>323 Recreation Special Activities FUND</b>											
<b>190 Dept Of Public Recreation</b>											
<b>191 Recreation West Region</b>											
2025	323	191	7200	.00	30,459.00	26,854.98	3,604.02	2,116.08	1,487.94	.00	
2025	323	191	7300	.00	54,134.05	53,969.73	164.32	20.69	143.63	.00	
2025	323	191	7400	.00	1,452.41	1,335.64	116.77	.00	116.77	.00	
2025	323	191	7600	.00	117,996.50	117,996.50	.00	.00	.00	.00	
<b>DIVISION TOTALS:</b>				<b>.00</b>	<b>204,041.96</b>	<b>200,156.85</b>	<b>3,885.11</b>	<b>2,136.77</b>	<b>1,748.34</b>	<b>.00</b>	
<b>192 Recreation East Region</b>											
2025	323	192	7200	.00	37,602.61	31,587.01	6,015.60	4,438.57	1,577.03	.00	
2025	323	192	7300	.00	18,803.68	5,859.85	12,943.83	10,171.62	2,772.21	.00	
2025	323	192	7400	.00	1,619.05	1,400.85	218.20	85.59	132.61	.00	
2025	323	192	7600	.00	116,042.00	116,042.00	.00	.00	.00	.00	
<b>DIVISION TOTALS:</b>				<b>.00</b>	<b>174,067.34</b>	<b>154,889.71</b>	<b>19,177.63</b>	<b>14,695.78</b>	<b>4,481.85</b>	<b>.00</b>	
<b>193 Recreation Central Region</b>											
2025	323	193	7200	.00	42,334.89	33,972.42	8,362.47	6,641.25	1,721.22	.00	
2025	323	193	7300	.00	4,962.21	4,903.61	58.60	54.11	4.49	.00	
2025	323	193	7400	.00	2,445.72	1,286.81	1,158.91	.00	1,158.91	.00	
2025	323	193	7600	.00	163,040.00	163,040.00	.00	.00	.00	.00	
<b>DIVISION TOTALS:</b>				<b>.00</b>	<b>212,782.82</b>	<b>203,202.84</b>	<b>9,579.98</b>	<b>6,695.36</b>	<b>2,884.62</b>	<b>.00</b>	
<b>197 Recreation Athletics</b>											
2025	323	197	7200	.00	129,451.24	53,119.37	76,331.87	16,888.00	59,443.87	.00	
2025	323	197	7300	.00	24,017.77	21,541.33	2,476.44	2,469.16	7.28	.00	
2025	323	197	7400	.00	15,031.40	12,933.75	2,097.65	.00	2,097.65	.00	
2025	323	197	7600	.00	29,997.00	29,997.00	.00	.00	.00	.00	
<b>DIVISION TOTALS:</b>				<b>.00</b>	<b>198,497.41</b>	<b>117,591.45</b>	<b>80,905.96</b>	<b>19,357.16</b>	<b>61,548.80</b>	<b>.00</b>	
<b>199 Recreation Administration</b>											
2025	323	199	7200	.00	16,870.89	7,031.62	9,839.27	439.27	9,400.00	.00	
2025	323	199	7300	.00	19,971.91	18,142.08	1,829.83	80.00	1,749.83	.00	
2025	323	199	7600	.00	37,300.00	37,300.00	.00	.00	.00	.00	
<b>DIVISION TOTALS:</b>				<b>.00</b>	<b>74,142.80</b>	<b>62,473.70</b>	<b>11,669.10</b>	<b>519.27</b>	<b>11,149.83</b>	<b>.00</b>	
<b>DEPARTMENT TOTALS:</b>				<b>.00</b>	<b>863,532.33</b>	<b>738,314.55</b>	<b>125,217.78</b>	<b>43,404.34</b>	<b>81,813.44</b>	<b>.00</b>	
<b>PERCENT EXPENDED:</b>				<b>85.5</b>	<b>PERCENT EXPENDED AND ENCUMBERED:</b>						<b>90.5</b>

329 202  
 RUN DATE: 03/10/2026  
 RUN TIME: 08.23.58

CITY OF CINCINNATI - DEPARTMENT OF FINANCE  
 DIVISION OF ACCOUNTS AND AUDITS  
 STATEMENT OF BALANCES  
 APPROPRIATED FUNDS  
 AS OF 02 / 28 / 2026

PGM ID: CFSFA104  
 PAGE: 37

FY	FND	AGY	OBJT	ORIGINAL AUTHORIZATION	ADJUSTED AUTHORIZATION	EXPENDITURES AMOUNT	UNEXPENDED BALANCE	ENCUMBRANCE AMOUNT	UNENCUMBERED BALANCE	PRE-ENCUMBERED AMOUNT	
<b>329 Cincinnati Riverfront Park FUND</b>											
<b>200 Department Of Parks</b>											
<b>202 Parks, Operations &amp; Facility Mgmt</b>											
2025	329	202	7200	.00	27,404.98	9,125.98	18,279.00	2,309.00	15,970.00	.00	
2025	329	202	7300	.00	32,278.21	19,250.71	13,027.50	9,482.05	3,545.45	.00	
2025	329	202	7400	.00	815.00	815.00	.00	.00	.00	.00	
<b>DIVISION TOTALS:</b>				<b>.00</b>	<b>60,498.19</b>	<b>29,191.69</b>	<b>31,306.50</b>	<b>11,791.05</b>	<b>19,515.45</b>	<b>.00</b>	
<b>DEPARTMENT TOTALS:</b>				<b>.00</b>	<b>60,498.19</b>	<b>29,191.69</b>	<b>31,306.50</b>	<b>11,791.05</b>	<b>19,515.45</b>	<b>.00</b>	
<b>PERCENT EXPENDED:</b>				<b>48.3</b>	<b>PERCENT EXPENDED AND ENCUMBERED:</b>						<b>67.7</b>
<b>364 911 Cell Phone Fees FUND</b>											
<b>100 Office Of The City Manager</b>											
<b>103 Emergency Communications</b>											
2025	364	103	7200	.00	149,347.00	149,347.00	.00	.00	.00	.00	
<b>DIVISION TOTALS:</b>				<b>.00</b>	<b>149,347.00</b>	<b>149,347.00</b>	<b>.00</b>	<b>.00</b>	<b>.00</b>	<b>.00</b>	
<b>DEPARTMENT TOTALS:</b>				<b>.00</b>	<b>149,347.00</b>	<b>149,347.00</b>	<b>.00</b>	<b>.00</b>	<b>.00</b>	<b>.00</b>	
<b>PERCENT EXPENDED:</b>				<b>100.0</b>	<b>PERCENT EXPENDED AND ENCUMBERED:</b>						<b>100.0</b>
<b>377 Safe &amp; Clean FUND</b>											
<b>250 Dept Of Public Services</b>											
<b>253 Div Of Neighborhood Operations</b>											
2025	377	253	7200	.00	35,883.02	3,699.68	32,183.34	32,183.34	.00	.00	
<b>DIVISION TOTALS:</b>				<b>.00</b>	<b>35,883.02</b>	<b>3,699.68</b>	<b>32,183.34</b>	<b>32,183.34</b>	<b>.00</b>	<b>.00</b>	
<b>DEPARTMENT TOTALS:</b>				<b>.00</b>	<b>35,883.02</b>	<b>3,699.68</b>	<b>32,183.34</b>	<b>32,183.34</b>	<b>.00</b>	<b>.00</b>	
<b>PERCENT EXPENDED:</b>				<b>10.3</b>	<b>PERCENT EXPENDED AND ENCUMBERED:</b>						<b>100.0</b>
<b>395 Community Health Center FUND</b>											
<b>260 Department Of Public Health</b>											
<b>264 Primary Health Care - S.P.</b>											
2025	395	264	7200	.00	248.99	.00	248.99	.00	248.99	.00	
<b>DIVISION TOTALS:</b>				<b>.00</b>	<b>248.99</b>	<b>.00</b>	<b>248.99</b>	<b>.00</b>	<b>248.99</b>	<b>.00</b>	
<b>265 Primary Health Care - H.C.</b>											
2025	395	265	7200	.00	1,090,558.00	369,713.18	720,844.82	452,826.08	268,018.74	.00	
2025	395	265	7300	.00	32,852.33	4,910.33	27,942.00	1,349.30	26,592.70	.00	
2025	395	265	7400	.00	223,671.72	110,830.10	112,841.62	22,113.74	90,727.88	.00	
<b>DIVISION TOTALS:</b>				<b>.00</b>	<b>1,347,082.05</b>	<b>485,453.61</b>	<b>861,628.44</b>	<b>476,289.12</b>	<b>385,339.32</b>	<b>.00</b>	
<b>266 School &amp; Adolescent Health</b>											
2025	395	266	7200	.00	189,629.86	56,793.84	132,836.02	28,325.11	104,510.91	.00	
2025	395	266	7300	.00	56,327.99	17,278.33	39,049.66	8,416.00	30,633.66	.00	
2025	395	266	7400	.00	114,201.76	39,584.40	74,617.36	.00	74,617.36	.00	
<b>DIVISION TOTALS:</b>				<b>.00</b>	<b>360,159.61</b>	<b>113,656.57</b>	<b>246,503.04</b>	<b>36,741.11</b>	<b>209,761.93</b>	<b>.00</b>	
<b>DEPARTMENT TOTALS:</b>				<b>.00</b>	<b>1,707,490.65</b>	<b>599,110.18</b>	<b>1,108,380.47</b>	<b>513,030.23</b>	<b>595,350.24</b>	<b>.00</b>	
<b>PERCENT EXPENDED:</b>				<b>35.1</b>	<b>PERCENT EXPENDED AND ENCUMBERED:</b>						<b>65.1</b>

416 261  
 RUN DATE: 03/10/2026  
 RUN TIME: 08.23.58

CITY OF CINCINNATI - DEPARTMENT OF FINANCE  
 DIVISION OF ACCOUNTS AND AUDITS  
 STATEMENT OF BALANCES  
 APPROPRIATED FUNDS  
 AS OF 02 / 28 / 2026

PGM ID: CFSFA104  
 PAGE: 38

FY	FND	AGY	OBJT	ORIGINAL AUTHORIZATION	ADJUSTED AUTHORIZATION	EXPENDITURES AMOUNT	UNEXPENDED BALANCE	ENCUMBRANCE AMOUNT	UNENCUMBERED BALANCE	PRE-ENCUMBERED AMOUNT	
<b>416 Cincinnati Health District FUND</b>											
<b>260 Department Of Public Health</b>											
<b>261 Health, Office Of The Commissioner</b>											
2025	416	261	7200	.00	57,361.59	45,633.18	11,728.41	10,627.59	1,100.82	.00	
2025	416	261	7300	.00	20,545.31	16,692.73	3,852.58	1,850.00	2,002.58	.00	
2025	416	261	7400	.00	9,834.76	3,121.74	6,713.02	2,523.24	4,189.78	.00	
<b>DIVISION TOTALS:</b>				<b>.00</b>	<b>87,741.66</b>	<b>65,447.65</b>	<b>22,294.01</b>	<b>15,000.83</b>	<b>7,293.18</b>	<b>.00</b>	
<b>262 Health, Technical Resources</b>											
2025	416	262	7200	.00	75,468.87	22,454.08	53,014.79	5,501.77	47,513.02	.00	
2025	416	262	7300	.00	27,535.28	10,598.50	16,936.78	231.01	16,705.77	.00	
2025	416	262	7400	.00	550.13	127.29	422.84	.00	422.84	.00	
<b>DIVISION TOTALS:</b>				<b>.00</b>	<b>103,554.28</b>	<b>33,179.87</b>	<b>70,374.41</b>	<b>5,732.78</b>	<b>64,641.63</b>	<b>.00</b>	
<b>263 Div Of Community Health</b>											
2025	416	263	7200	.00	33,544.32	11,345.37	22,198.95	8,542.19	13,656.76	.00	
2025	416	263	7300	.00	34,383.30	29,265.18	5,118.12	305.06	4,813.06	.00	
2025	416	263	7400	.00	2,058.68	359.86	1,698.82	.00	1,698.82	.00	
<b>DIVISION TOTALS:</b>				<b>.00</b>	<b>69,986.30</b>	<b>40,970.41</b>	<b>29,015.89</b>	<b>8,847.25</b>	<b>20,168.64</b>	<b>.00</b>	
<b>264 Primary Health Care - S.P.</b>											
2025	416	264	7200	.00	55,395.35	.00	55,395.35	7,041.35	48,354.00	.00	
2025	416	264	7300	.00	17,293.55	9,309.77	7,983.78	6,588.86	1,394.92	.00	
2025	416	264	7400	.00	1,178.44	608.38	570.06	.00	570.06	.00	
<b>DIVISION TOTALS:</b>				<b>.00</b>	<b>73,867.34</b>	<b>9,918.15</b>	<b>63,949.19</b>	<b>13,630.21</b>	<b>50,318.98</b>	<b>.00</b>	
<b>265 Primary Health Care - H.C.</b>											
2025	416	265	7200	.00	1,220.55	.00	1,220.55	1,220.55	.00	.00	
2025	416	265	7300	.00	49,315.56	28,001.24	21,314.32	421.67	20,892.65	.00	
<b>DIVISION TOTALS:</b>				<b>.00</b>	<b>50,536.11</b>	<b>28,001.24</b>	<b>22,534.87</b>	<b>1,642.22</b>	<b>20,892.65</b>	<b>.00</b>	
<b>266 School &amp; Adolescent Health</b>											
2025	416	266	7200	.00	59.05	.00	59.05	59.05	.00	.00	
2025	416	266	7300	.00	86,026.00	86,026.00	.00	.00	.00	.00	
<b>DIVISION TOTALS:</b>				<b>.00</b>	<b>86,085.05</b>	<b>86,026.00</b>	<b>59.05</b>	<b>59.05</b>	<b>.00</b>	<b>.00</b>	
<b>DEPARTMENT TOTALS:</b>				<b>.00</b>	<b>471,770.74</b>	<b>263,543.32</b>	<b>208,227.42</b>	<b>44,912.34</b>	<b>163,315.08</b>	<b>.00</b>	
<b>PERCENT EXPENDED:</b>				<b>55.9</b>	<b>PERCENT EXPENDED AND ENCUMBERED:</b>						<b>65.4</b>
<b>449 Cinti Area Geographic Info Sys FUND</b>											
<b>100 Office Of The City Manager</b>											
<b>108 Dept of Performance &amp; Data Analytics</b>											
2025	449	108	7200	.00	818,616.07	556,851.25	261,764.82	261,764.82	.00	.00	
2025	449	108	7300	.00	754.65	.00	754.65	.00	754.65	.00	
2025	449	108	7400	.00	132,974.64	59,747.35	73,227.29	73,227.29	.00	.00	
<b>DIVISION TOTALS:</b>				<b>.00</b>	<b>952,345.36</b>	<b>616,598.60</b>	<b>335,746.76</b>	<b>334,992.11</b>	<b>754.65</b>	<b>.00</b>	
<b>DEPARTMENT TOTALS:</b>				<b>.00</b>	<b>952,345.36</b>	<b>616,598.60</b>	<b>335,746.76</b>	<b>334,992.11</b>	<b>754.65</b>	<b>.00</b>	
<b>PERCENT EXPENDED:</b>				<b>64.7</b>	<b>PERCENT EXPENDED AND ENCUMBERED:</b>						<b>99.9</b>

455 236  
 RUN DATE: 03/10/2026  
 RUN TIME: 08.23.58

CITY OF CINCINNATI - DEPARTMENT OF FINANCE  
 DIVISION OF ACCOUNTS AND AUDITS  
 STATEMENT OF BALANCES  
 APPROPRIATED FUNDS  
 AS OF 02 / 28 / 2026

PGM ID: CFSFA104  
 PAGE: 39

FY	FND	AGY	OBJT	ORIGINAL AUTHORIZATION	ADJUSTED AUTHORIZATION	EXPENDITURES AMOUNT	UNEXPENDED BALANCE	ENCUMBRANCE AMOUNT	UNENCUMBERED BALANCE	PRE-ENCUMBERED AMOUNT	
<b>455 Streetcar Operations FUND</b>											
<b>230 Dept Of Transportation &amp; Engin</b>											
<b>236 Division of Streetcar Operations</b>											
2025	455	236	7200	.00	1,441,431.06	1,271,928.93	169,502.13	550.95	168,951.18	.00	
2025	455	236	7400	.00	2,054.19	1,245.46	808.73	.00	808.73	.00	
<b>DIVISION TOTALS:</b>				<b>.00</b>	<b>1,443,485.25</b>	<b>1,273,174.39</b>	<b>170,310.86</b>	<b>550.95</b>	<b>169,759.91</b>	<b>.00</b>	
<b>DEPARTMENT TOTALS:</b>				<b>.00</b>	<b>1,443,485.25</b>	<b>1,273,174.39</b>	<b>170,310.86</b>	<b>550.95</b>	<b>169,759.91</b>	<b>.00</b>	
<b>PERCENT EXPENDED:</b>				<b>88.2</b>	<b>PERCENT EXPENDED AND ENCUMBERED:</b>						<b>88.2</b>
<b>457 CLEAR FUND</b>											
<b>090 Enterprise Technology Solution</b>											
<b>093 ETS-CLEAR</b>											
2025	457	093	7200	.00	100,649.98	65,540.65	35,109.33	.00	35,109.33	.00	
2025	457	093	7300	.00	44,655.19	15,483.05	29,172.14	28,302.14	870.00	.00	
2025	457	093	7400	.00	84,466.53	17,460.00	67,006.53	50,476.33	16,530.20	.00	
<b>DIVISION TOTALS:</b>				<b>.00</b>	<b>229,771.70</b>	<b>98,483.70</b>	<b>131,288.00</b>	<b>78,778.47</b>	<b>52,509.53</b>	<b>.00</b>	
<b>DEPARTMENT TOTALS:</b>				<b>.00</b>	<b>229,771.70</b>	<b>98,483.70</b>	<b>131,288.00</b>	<b>78,778.47</b>	<b>52,509.53</b>	<b>.00</b>	
<b>PERCENT EXPENDED:</b>				<b>42.9</b>	<b>PERCENT EXPENDED AND ENCUMBERED:</b>						<b>77.1</b>
<b>701 Metropolitan Sewer District FUND</b>											
<b>410 Dept. of Sewers Director's Off</b>											
<b>410 Dept. of Sewers Director's Office</b>											
2025	701	410	7100	.00	1,299,122.00	663,025.89	636,096.11	.00	636,096.11	.00	
2025	701	410	7200	10,000.00	610,681.39	223,965.23	386,716.16	131,887.42	254,828.74	.00	
2025	701	410	7300	.00	15,513.26	3,555.50	11,957.76	3,656.26	8,301.50	.00	
2025	701	410	7400	-10,000.00	345,090.22	152,092.75	192,997.47	10,323.22	182,674.25	.00	
2025	701	410	7500	.00	440,615.00	211,422.88	229,192.12	.00	229,192.12	.00	
<b>DIVISION TOTALS:</b>				<b>.00</b>	<b>2,711,021.87</b>	<b>1,254,062.25</b>	<b>1,456,959.62</b>	<b>145,866.90</b>	<b>1,311,092.72</b>	<b>.00</b>	
<b>DEPARTMENT TOTALS:</b>				<b>.00</b>	<b>2,711,021.87</b>	<b>1,254,062.25</b>	<b>1,456,959.62</b>	<b>145,866.90</b>	<b>1,311,092.72</b>	<b>.00</b>	
<b>PERCENT EXPENDED:</b>				<b>46.3</b>	<b>PERCENT EXPENDED AND ENCUMBERED:</b>						<b>51.6</b>
<b>420 MSD Div Of Wastewater Engineer</b>											
<b>420 MSD Div Of Wastewater Engineering</b>											
2025	701	420	7100	.00	3,083,331.00	2,033,620.99	1,049,710.01	.00	1,049,710.01	.00	
2025	701	420	7200	.00	5,422,203.38	2,934,795.22	2,487,408.16	389,408.83	2,097,999.33	.00	
2025	701	420	7300	.00	923,170.59	146,718.77	776,451.82	36,564.43	739,887.39	.00	
2025	701	420	7400	.00	453,220.75	34,884.57	418,336.18	8,935.80	409,400.38	.00	
2025	701	420	7500	.00	1,416,281.00	378,411.70	1,037,869.30	.00	1,037,869.30	.00	
<b>DIVISION TOTALS:</b>				<b>.00</b>	<b>11,298,206.72</b>	<b>5,528,431.25</b>	<b>5,769,775.47</b>	<b>434,909.06</b>	<b>5,334,866.41</b>	<b>.00</b>	
<b>DEPARTMENT TOTALS:</b>				<b>.00</b>	<b>11,298,206.72</b>	<b>5,528,431.25</b>	<b>5,769,775.47</b>	<b>434,909.06</b>	<b>5,334,866.41</b>	<b>.00</b>	
<b>PERCENT EXPENDED:</b>				<b>48.9</b>	<b>PERCENT EXPENDED AND ENCUMBERED:</b>						<b>52.8</b>

701 430  
 RUN DATE: 03/10/2026  
 RUN TIME: 08.23.58

CITY OF CINCINNATI - DEPARTMENT OF FINANCE  
 DIVISION OF ACCOUNTS AND AUDITS  
 STATEMENT OF BALANCES  
 APPROPRIATED FUNDS  
 AS OF 02 / 28 / 2026

PGM ID: CFSFA104  
 PAGE: 40

FY	FND	AGY	OBJT	ORIGINAL AUTHORIZATION	ADJUSTED AUTHORIZATION	EXPENDITURES AMOUNT	UNEXPENDED BALANCE	ENCUMBRANCE AMOUNT	UNENCUMBERED BALANCE	PRE-ENCUMBERED AMOUNT	
<b>430 MSD Div Of Wastewater Admin</b>											
<b>430 MSD Div Of Wastewater Admin</b>											
2025	701	430	7100	.00	4,216,101.00	2,107,793.68	2,108,307.32	121,000.00	1,987,307.32	.00	
2025	701	430	7200	.00	8,008,483.38	3,928,542.38	4,079,941.00	36,851.28	4,043,089.72	.00	
2025	701	430	7300	.00	78,412.24	24,900.44	53,511.80	15,041.53	38,470.27	.00	
2025	701	430	7400	.00	36,818.30	15,275.10	21,543.20	858.30	20,684.90	.00	
2025	701	430	7500	.00	1,508,649.00	758,857.84	749,791.16	54,000.00	695,791.16	.00	
<b>DIVISION TOTALS:</b>				<b>.00</b>	<b>13,848,463.92</b>	<b>6,835,369.44</b>	<b>7,013,094.48</b>	<b>227,751.11</b>	<b>6,785,343.37</b>	<b>.00</b>	
<b>431 MSD Division of Information Technology</b>											
2025	701	431	7100	.00	2,778,111.00	1,530,710.25	1,247,400.75	.00	1,247,400.75	.00	
2025	701	431	7200	.00	2,092,219.31	1,215,403.83	876,815.48	91,946.78	784,868.70	.00	
2025	701	431	7300	.00	238,589.35	156,028.87	82,560.48	17,363.06	65,197.42	.00	
2025	701	431	7400	.00	3,014,183.63	1,153,156.53	1,861,027.10	180,876.63	1,680,150.47	.00	
2025	701	431	7500	.00	1,061,479.00	500,071.13	561,407.87	.00	561,407.87	.00	
<b>DIVISION TOTALS:</b>				<b>.00</b>	<b>9,184,582.29</b>	<b>4,555,370.61</b>	<b>4,629,211.68</b>	<b>290,186.47</b>	<b>4,339,025.21</b>	<b>.00</b>	
<b>DEPARTMENT TOTALS:</b>				<b>.00</b>	<b>23,033,046.21</b>	<b>11,390,740.05</b>	<b>11,642,306.16</b>	<b>517,937.58</b>	<b>11,124,368.58</b>	<b>.00</b>	
<b>PERCENT EXPENDED:</b>				<b>49.5</b>	<b>PERCENT EXPENDED AND ENCUMBERED:</b>						<b>51.7</b>
<b>440 MSD Div Of Wastewater Treatmen</b>											
<b>441 MSD Office Of Superintendent</b>											
2025	701	441	7100	.00	1,997,173.00	1,262,362.83	734,810.17	.00	734,810.17	.00	
2025	701	441	7200	.00	967,627.38	118,201.17	849,426.21	351,146.58	498,279.63	.00	
2025	701	441	7300	.00	555,605.96	224,943.42	330,662.54	35,865.49	294,797.05	.00	
2025	701	441	7400	.00	17,174.00	.00	17,174.00	3,475.00	13,699.00	.00	
2025	701	441	7500	.00	758,973.00	442,729.51	316,243.49	.00	316,243.49	.00	
<b>DIVISION TOTALS:</b>				<b>.00</b>	<b>4,296,553.34</b>	<b>2,048,236.93</b>	<b>2,248,316.41</b>	<b>390,487.07</b>	<b>1,857,829.34</b>	<b>.00</b>	
<b>442 MSD Millcreek Section</b>											
2025	701	442	7100	.00	5,656,601.00	3,288,493.43	2,368,107.57	.00	2,368,107.57	.00	
2025	701	442	7200	.00	14,314,243.21	6,187,213.62	8,127,029.59	1,690,942.49	6,436,087.10	.00	
2025	701	442	7300	.00	11,835,459.43	6,145,804.01	5,689,655.42	702,031.66	4,987,623.76	.00	
2025	701	442	7400	.00	308,771.71	169,638.82	139,132.89	33,765.01	105,367.88	.00	
2025	701	442	7500	.00	2,253,072.00	1,263,065.71	990,006.29	.00	990,006.29	.00	
<b>DIVISION TOTALS:</b>				<b>.00</b>	<b>34,368,147.35</b>	<b>17,054,215.59</b>	<b>17,313,931.76</b>	<b>2,426,739.16</b>	<b>14,887,192.60</b>	<b>.00</b>	
<b>443 MSD Little Miami Section</b>											
2025	701	443	7100	.00	2,272,781.00	1,305,460.59	967,320.41	.00	967,320.41	.00	
2025	701	443	7200	-150,000.00	5,335,204.60	2,391,407.39	2,943,797.21	359,773.48	2,584,023.73	.00	
2025	701	443	7300	150,000.00	1,607,917.85	605,163.03	1,002,754.82	256,994.64	745,760.18	.00	
2025	701	443	7400	.00	131,678.00	27,378.40	104,299.60	.00	104,299.60	.00	
2025	701	443	7500	.00	801,620.00	442,365.11	359,254.89	.00	359,254.89	.00	
<b>DIVISION TOTALS:</b>				<b>.00</b>	<b>10,149,201.45</b>	<b>4,771,774.52</b>	<b>5,377,426.93</b>	<b>616,768.12</b>	<b>4,760,658.81</b>	<b>.00</b>	
<b>444 MSD Muddy Creek Section</b>											
2025	701	444	7100	.00	1,582,736.00	887,872.21	694,863.79	.00	694,863.79	.00	
2025	701	444	7200	.00	2,136,396.97	1,320,720.07	815,676.90	52,507.62	763,169.28	.00	
2025	701	444	7300	.00	661,600.77	217,155.64	444,445.13	111,381.77	333,063.36	.00	
2025	701	444	7400	.00	51,658.00	21,947.60	29,710.40	.00	29,710.40	.00	
2025	701	444	7500	.00	572,091.00	278,394.67	293,696.33	.00	293,696.33	.00	
<b>DIVISION TOTALS:</b>				<b>.00</b>	<b>5,004,482.74</b>	<b>2,726,090.19</b>	<b>2,278,392.55</b>	<b>163,889.39</b>	<b>2,114,503.16</b>	<b>.00</b>	

701 445  
 RUN DATE: 03/10/2026  
 RUN TIME: 08.23.58

CITY OF CINCINNATI - DEPARTMENT OF FINANCE  
 DIVISION OF ACCOUNTS AND AUDITS  
 STATEMENT OF BALANCES  
 APPROPRIATED FUNDS  
 AS OF 02 / 28 / 2026

PGM ID: CFSFA104  
 PAGE: 41

<u>FY</u>	<u>FND</u>	<u>AGY</u>	<u>OBJT</u>	<u>ORIGINAL</u> <u>AUTHORIZATION</u>	<u>ADJUSTED</u> <u>AUTHORIZATION</u>	<u>EXPENDITURES</u> <u>AMOUNT</u>	<u>UNEXPENDED</u> <u>BALANCE</u>	<u>ENCUMBRANCE</u> <u>AMOUNT</u>	<u>UNENCUMBERED</u> <u>BALANCE</u>	<u>PRE-ENCUMBERED</u> <u>AMOUNT</u>
<b>445 MSD Sycamore Section</b>										
2025	701	445	7100	.00	781,174.00	456,219.39	324,954.61	.00	324,954.61	.00
2025	701	445	7200	.00	1,253,415.53	694,141.45	559,274.08	52,309.33	506,964.75	.00
2025	701	445	7300	.00	317,588.16	127,018.43	190,569.73	41,496.90	149,072.83	.00
2025	701	445	7400	.00	10,556.00	10,350.00	206.00	.00	206.00	.00
2025	701	445	7500	.00	351,724.00	192,147.48	159,576.52	.00	159,576.52	.00
<b>DIVISION TOTALS:</b>				<b>.00</b>	<b>2,714,457.69</b>	<b>1,479,876.75</b>	<b>1,234,580.94</b>	<b>93,806.23</b>	<b>1,140,774.71</b>	<b>.00</b>
<b>446 MSD Taylor Creek Section</b>										
2025	701	446	7100	.00	830,529.00	517,416.37	313,112.63	.00	313,112.63	.00
2025	701	446	7200	.00	1,398,615.93	717,781.29	680,834.64	65,812.96	615,021.68	.00
2025	701	446	7300	.00	262,606.43	133,582.41	129,024.02	6,041.14	122,982.88	.00
2025	701	446	7400	.00	15,455.00	6,200.00	9,255.00	200.00	9,055.00	.00
2025	701	446	7500	.00	316,406.00	188,405.03	128,000.97	.00	128,000.97	.00
<b>DIVISION TOTALS:</b>				<b>.00</b>	<b>2,823,612.36</b>	<b>1,563,385.10</b>	<b>1,260,227.26</b>	<b>72,054.10</b>	<b>1,188,173.16</b>	<b>.00</b>
<b>447 MSD Polk Run Section</b>										
2025	701	447	7100	.00	862,372.00	464,518.66	397,853.34	.00	397,853.34	.00
2025	701	447	7200	.00	2,100,282.21	597,952.95	1,502,329.26	534,954.93	967,374.33	.00
2025	701	447	7300	.00	423,292.74	209,988.77	213,303.97	26,833.64	186,470.33	.00
2025	701	447	7400	.00	13,959.00	5,300.00	8,659.00	100.00	8,559.00	.00
2025	701	447	7500	.00	327,921.00	164,784.46	163,136.54	.00	163,136.54	.00
<b>DIVISION TOTALS:</b>				<b>.00</b>	<b>3,727,826.95</b>	<b>1,442,544.84</b>	<b>2,285,282.11</b>	<b>561,888.57</b>	<b>1,723,393.54</b>	<b>.00</b>
<b>448 MSD Pump Stations</b>										
2025	701	448	7100	.00	1,018,488.00	559,784.35	458,703.65	.00	458,703.65	.00
2025	701	448	7200	.00	681,538.71	281,844.44	399,694.27	59,850.57	339,843.70	.00
2025	701	448	7300	.00	433,199.51	121,378.58	311,820.93	29,269.39	282,551.54	.00
2025	701	448	7400	.00	.00	.00	.00	.00	.00	.00
2025	701	448	7500	.00	350,325.00	183,149.49	167,175.51	.00	167,175.51	.00
<b>DIVISION TOTALS:</b>				<b>.00</b>	<b>2,483,551.22</b>	<b>1,146,156.86</b>	<b>1,337,394.36</b>	<b>89,119.96</b>	<b>1,248,274.40</b>	<b>.00</b>
<b>449 MSD Maintenance Section</b>										
2025	701	449	7100	.00	4,989,182.00	2,840,811.71	2,148,370.29	.00	2,148,370.29	.00
2025	701	449	7200	.00	309,108.00	112,316.52	196,791.48	35,400.00	161,391.48	.00
2025	701	449	7300	.00	209,299.13	104,652.76	104,646.37	4,710.97	99,935.40	.00
2025	701	449	7400	.00	1,259,176.00	108,465.19	1,150,710.81	58,247.00	1,092,463.81	.00
2025	701	449	7500	.00	1,857,604.00	1,025,607.10	831,996.90	.00	831,996.90	.00
<b>DIVISION TOTALS:</b>				<b>.00</b>	<b>8,624,369.13</b>	<b>4,191,853.28</b>	<b>4,432,515.85</b>	<b>98,357.97</b>	<b>4,334,157.88</b>	<b>.00</b>
<b>DEPARTMENT TOTALS:</b>				<b>.00</b>	<b>74,192,202.23</b>	<b>36,424,134.06</b>	<b>37,768,068.17</b>	<b>4,513,110.57</b>	<b>33,254,957.60</b>	<b>.00</b>
<b>PERCENT EXPENDED: 49.1</b>				<b>PERCENT EXPENDED AND ENCUMBERED:</b>				<b>55.2</b>		
<b>450 MSD Div Of Wastewater Collecti</b>										
<b>450 MSD Div Of Wastewater Collection</b>										
2025	701	450	7100	.00	11,535,772.00	6,726,353.88	4,809,418.12	.00	4,809,418.12	.00
2025	701	450	7200	.00	9,195,583.60	4,140,106.46	5,055,477.14	818,830.11	4,236,647.03	.00
2025	701	450	7300	.00	4,780,434.93	1,845,772.89	2,934,662.04	633,190.18	2,301,471.86	.00
2025	701	450	7400	.00	146,839.01	23,632.10	123,206.91	21,975.69	101,231.22	.00
2025	701	450	7500	.00	4,493,734.00	2,289,754.03	2,203,979.97	.00	2,203,979.97	.00
<b>DIVISION TOTALS:</b>				<b>.00</b>	<b>30,152,363.54</b>	<b>15,025,619.36</b>	<b>15,126,744.18</b>	<b>1,473,995.98</b>	<b>13,652,748.20</b>	<b>.00</b>
<b>DEPARTMENT TOTALS:</b>				<b>.00</b>	<b>30,152,363.54</b>	<b>15,025,619.36</b>	<b>15,126,744.18</b>	<b>1,473,995.98</b>	<b>13,652,748.20</b>	<b>.00</b>
<b>PERCENT EXPENDED: 49.8</b>				<b>PERCENT EXPENDED AND ENCUMBERED:</b>				<b>54.7</b>		

701 460  
 RUN DATE: 03/10/2026  
 RUN TIME: 08.23.58

CITY OF CINCINNATI - DEPARTMENT OF FINANCE  
 DIVISION OF ACCOUNTS AND AUDITS  
 STATEMENT OF BALANCES  
 APPROPRIATED FUNDS  
 AS OF 02 / 28 / 2026

PGM ID: CFSFA104  
 PAGE: 42

FY	FND	AGY	OBJT	ORIGINAL AUTHORIZATION	ADJUSTED AUTHORIZATION	EXPENDITURES AMOUNT	UNEXPENDED BALANCE	ENCUMBRANCE AMOUNT	UNENCUMBERED BALANCE	PRE-ENCUMBERED AMOUNT
<b>460 MSD Div Of Industrial Waste</b>										
<b>460 MSD Div Of Industrial Waste</b>										
2025	701	460	7100	.00	5,057,041.00	2,989,703.85	2,067,337.15	.00	2,067,337.15	.00
2025	701	460	7200	.00	4,273,780.87	1,728,301.52	2,545,479.35	488,368.90	2,057,110.45	.00
2025	701	460	7300	.00	1,218,344.53	610,244.30	608,100.23	49,342.42	558,757.81	.00
2025	701	460	7400	.00	348,763.93	48,814.82	299,949.11	11,325.10	288,624.01	.00
2025	701	460	7500	.00	1,914,669.00	1,047,369.89	867,299.11	.00	867,299.11	.00
<b>DIVISION TOTALS:</b>				<b>.00</b>	<b>12,812,599.33</b>	<b>6,424,434.38</b>	<b>6,388,164.95</b>	<b>549,036.42</b>	<b>5,839,128.53</b>	<b>.00</b>
<b>DEPARTMENT TOTALS:</b>				<b>.00</b>	<b>12,812,599.33</b>	<b>6,424,434.38</b>	<b>6,388,164.95</b>	<b>549,036.42</b>	<b>5,839,128.53</b>	<b>.00</b>
<b>PERCENT EXPENDED: 50.1</b>				<b>PERCENT EXPENDED AND ENCUMBERED: 54.4</b>						
<b>480 MSD SBU Program</b>										
<b>480 MSD SBU Program</b>										
2025	701	480	7100	.00	573,007.00	274,603.85	298,403.15	.00	298,403.15	.00
2025	701	480	7200	.00	9,956,123.33	2,807,552.55	7,148,570.78	2,049,450.78	5,099,120.00	.00
2025	701	480	7300	.00	44,538.00	.00	44,538.00	.00	44,538.00	.00
2025	701	480	7400	.00	1,087,977.24	101,499.03	986,478.21	34,442.24	952,035.97	.00
2025	701	480	7500	.00	140,749.00	78,010.81	62,738.19	.00	62,738.19	.00
<b>DIVISION TOTALS:</b>				<b>.00</b>	<b>11,802,394.57</b>	<b>3,261,666.24</b>	<b>8,540,728.33</b>	<b>2,083,893.02</b>	<b>6,456,835.31</b>	<b>.00</b>
<b>DEPARTMENT TOTALS:</b>				<b>.00</b>	<b>11,802,394.57</b>	<b>3,261,666.24</b>	<b>8,540,728.33</b>	<b>2,083,893.02</b>	<b>6,456,835.31</b>	<b>.00</b>
<b>PERCENT EXPENDED: 27.6</b>				<b>PERCENT EXPENDED AND ENCUMBERED: 45.3</b>						
<b>490 MSD Debt Service</b>										
<b>490 MSD Debt Service</b>										
2025	701	490	7200	.00	1,523,854.00	888,853.54	635,000.46	67,500.00	567,500.46	.00
2025	701	490	7700	.00	84,543,646.00	40,960,279.34	43,583,366.66	.00	43,583,366.66	.00
<b>DIVISION TOTALS:</b>				<b>.00</b>	<b>86,067,500.00</b>	<b>41,849,132.88</b>	<b>44,218,367.12</b>	<b>67,500.00</b>	<b>44,150,867.12</b>	<b>.00</b>
<b>DEPARTMENT TOTALS:</b>				<b>.00</b>	<b>86,067,500.00</b>	<b>41,849,132.88</b>	<b>44,218,367.12</b>	<b>67,500.00</b>	<b>44,150,867.12</b>	<b>.00</b>
<b>PERCENT EXPENDED: 48.6</b>				<b>PERCENT EXPENDED AND ENCUMBERED: 48.7</b>						
<b>910 Employee Benefits</b>										
<b>911 Contribution To City Pension</b>										
2025	701	911	7500	.00	564,000.00	563,620.00	380.00	.00	380.00	.00
<b>DIVISION TOTALS:</b>				<b>.00</b>	<b>564,000.00</b>	<b>563,620.00</b>	<b>380.00</b>	<b>.00</b>	<b>380.00</b>	<b>.00</b>
<b>DEPARTMENT TOTALS:</b>				<b>.00</b>	<b>564,000.00</b>	<b>563,620.00</b>	<b>380.00</b>	<b>.00</b>	<b>380.00</b>	<b>.00</b>
<b>PERCENT EXPENDED: 99.9</b>				<b>PERCENT EXPENDED AND ENCUMBERED: 99.9</b>						
<b>940 Govt'Al &amp; Prof'Al Services</b>										
<b>944 General Fund Overhead</b>										
2025	701	944	7200	.00	2,700,000.00	2,686,343.80	13,656.20	.00	13,656.20	.00
<b>DIVISION TOTALS:</b>				<b>.00</b>	<b>2,700,000.00</b>	<b>2,686,343.80</b>	<b>13,656.20</b>	<b>.00</b>	<b>13,656.20</b>	<b>.00</b>
<b>DEPARTMENT TOTALS:</b>				<b>.00</b>	<b>2,700,000.00</b>	<b>2,686,343.80</b>	<b>13,656.20</b>	<b>.00</b>	<b>13,656.20</b>	<b>.00</b>
<b>PERCENT EXPENDED: 99.5</b>				<b>PERCENT EXPENDED AND ENCUMBERED: 99.5</b>						
<b>980 Capital Outlay Accounts</b>										
<b>981 Motorized &amp; Construction Equip</b>										
2025	701	981	7600	.00	2,776,391.39	1,087,090.66	1,689,300.73	723,837.25	965,463.48	.00
<b>DIVISION TOTALS:</b>				<b>.00</b>	<b>2,776,391.39</b>	<b>1,087,090.66</b>	<b>1,689,300.73</b>	<b>723,837.25</b>	<b>965,463.48</b>	<b>.00</b>

701 982  
 RUN DATE: 03/10/2026  
 RUN TIME: 08.23.58

CITY OF CINCINNATI - DEPARTMENT OF FINANCE  
 DIVISION OF ACCOUNTS AND AUDITS  
 STATEMENT OF BALANCES  
 APPROPRIATED FUNDS  
 AS OF 02 / 28 / 2026

PGM ID: CFSFA104  
 PAGE: 43

FY	FND	AGY	OBJT	ORIGINAL AUTHORIZATION	ADJUSTED AUTHORIZATION	EXPENDITURES AMOUNT	UNEXPENDED BALANCE	ENCUMBRANCE AMOUNT	UNENCUMBERED BALANCE	PRE-ENCUMBERED AMOUNT
<b>982 Office &amp; Technical Equip</b>										
2025	701	982	7600	.00	1,548,634.94	843,276.63	705,358.31	175,444.69	529,913.62	.00
<b>DIVISION TOTALS:</b>				<b>.00</b>	<b>1,548,634.94</b>	<b>843,276.63</b>	<b>705,358.31</b>	<b>175,444.69</b>	<b>529,913.62</b>	<b>.00</b>
<b>DEPARTMENT TOTALS:</b>				<b>.00</b>	<b>4,325,026.33</b>	<b>1,930,367.29</b>	<b>2,394,659.04</b>	<b>899,281.94</b>	<b>1,495,377.10</b>	<b>.00</b>
<b>PERCENT EXPENDED: 44.6</b>				<b>PERCENT EXPENDED AND ENCUMBERED: 65.4</b>						
<b>050 General FUND</b>										
<b>010 City Council</b>										
<b>014 Councilmember E. Nolan</b>										
2026	050	014	7100	137,870.00	137,870.00	81,189.68	56,680.32	.00	56,680.32	.00
2026	050	014	7200	2,600.00	2,600.00	1,413.40	1,186.60	.00	1,186.60	.00
<b>DIVISION TOTALS:</b>				<b>140,470.00</b>	<b>140,470.00</b>	<b>82,603.08</b>	<b>57,866.92</b>	<b>.00</b>	<b>57,866.92</b>	<b>.00</b>
<b>015 Councilmember S. Walsh</b>										
2026	050	015	7100	137,870.00	137,870.00	85,465.36	52,404.64	.00	52,404.64	.00
2026	050	015	7200	2,600.00	2,600.00	951.15	1,648.85	.00	1,648.85	.00
<b>DIVISION TOTALS:</b>				<b>140,470.00</b>	<b>140,470.00</b>	<b>86,416.51</b>	<b>54,053.49</b>	<b>.00</b>	<b>54,053.49</b>	<b>.00</b>
<b>016 Councilmember A. Albi</b>										
2026	050	016	7100	137,870.00	137,870.00	79,857.87	58,012.13	.00	58,012.13	.00
2026	050	016	7200	2,600.00	2,600.00	1,352.06	1,247.94	.00	1,247.94	.00
<b>DIVISION TOTALS:</b>				<b>140,470.00</b>	<b>140,470.00</b>	<b>81,209.93</b>	<b>59,260.07</b>	<b>.00</b>	<b>59,260.07</b>	<b>.00</b>
<b>017 Councilmember R. James</b>										
2026	050	017	7100	.00	66,360.00	13,942.31	52,417.69	.00	52,417.69	.00
2026	050	017	7200	.00	1,251.00	373.47	877.53	.00	877.53	.00
<b>DIVISION TOTALS:</b>				<b>.00</b>	<b>67,611.00</b>	<b>14,315.78</b>	<b>53,295.22</b>	<b>.00</b>	<b>53,295.22</b>	<b>.00</b>
<b>018 Councilmember J. Cramerding</b>										
2026	050	018	7100	137,870.00	137,870.00	79,171.75	58,698.25	.00	58,698.25	.00
2026	050	018	7200	2,600.00	2,600.00	1,242.72	1,357.28	.00	1,357.28	.00
<b>DIVISION TOTALS:</b>				<b>140,470.00</b>	<b>140,470.00</b>	<b>80,414.47</b>	<b>60,055.53</b>	<b>.00</b>	<b>60,055.53</b>	<b>.00</b>
<b>019 City Council</b>										
2026	050	019	7100	581,180.00	581,180.00	377,868.24	203,311.76	.00	203,311.76	.00
2026	050	019	7500	591,020.00	591,020.00	348,231.88	242,788.12	.00	242,788.12	.00
<b>DIVISION TOTALS:</b>				<b>1,172,200.00</b>	<b>1,172,200.00</b>	<b>726,100.12</b>	<b>446,099.88</b>	<b>.00</b>	<b>446,099.88</b>	<b>.00</b>
<b>022 Councilmember M. Jeffreys</b>										
2026	050	022	7100	137,870.00	137,870.00	79,884.43	57,985.57	.00	57,985.57	.00
2026	050	022	7200	2,600.00	2,600.00	1,485.02	1,114.98	.00	1,114.98	.00
<b>DIVISION TOTALS:</b>				<b>140,470.00</b>	<b>140,470.00</b>	<b>81,369.45</b>	<b>59,100.55</b>	<b>.00</b>	<b>59,100.55</b>	<b>.00</b>
<b>023 Councilmember S. Johnson</b>										
2026	050	023	7100	137,870.00	137,870.00	81,983.70	55,886.30	.00	55,886.30	.00
2026	050	023	7200	2,600.00	2,600.00	940.46	1,659.54	.00	1,659.54	.00
<b>DIVISION TOTALS:</b>				<b>140,470.00</b>	<b>140,470.00</b>	<b>82,924.16</b>	<b>57,545.84</b>	<b>.00</b>	<b>57,545.84</b>	<b>.00</b>
<b>025 Councilmember M. Owens</b>										
2026	050	025	7100	137,870.00	137,870.00	78,136.20	59,733.80	.00	59,733.80	.00
2026	050	025	7200	2,600.00	2,600.00	1,289.89	1,310.11	.00	1,310.11	.00
<b>DIVISION TOTALS:</b>				<b>140,470.00</b>	<b>140,470.00</b>	<b>79,426.09</b>	<b>61,043.91</b>	<b>.00</b>	<b>61,043.91</b>	<b>.00</b>

050 027  
 RUN DATE: 03/10/2026  
 RUN TIME: 08.23.58

CITY OF CINCINNATI - DEPARTMENT OF FINANCE  
 DIVISION OF ACCOUNTS AND AUDITS  
 STATEMENT OF BALANCES  
 APPROPRIATED FUNDS  
 AS OF 02 / 28 / 2026

PGM ID: CFSFA104  
 PAGE: 44

FY	FND	AGY	OBJT	ORIGINAL AUTHORIZATION	ADJUSTED AUTHORIZATION	EXPENDITURES AMOUNT	UNEXPENDED BALANCE	ENCUMBRANCE AMOUNT	UNENCUMBERED BALANCE	PRE-ENCUMBERED AMOUNT	
<b>027 Councilmember V. Parks</b>											
2026	050	027	7100	137,870.00	71,510.00	69,821.35	1,688.65	.00	1,688.65	.00	
2026	050	027	7200	2,600.00	1,349.00	1,008.71	340.29	.00	340.29	.00	
<b>DIVISION TOTALS:</b>				<b>140,470.00</b>	<b>72,859.00</b>	<b>70,830.06</b>	<b>2,028.94</b>	<b>.00</b>	<b>2,028.94</b>	<b>.00</b>	
<b>029 Councilmember J. Kearney</b>											
2026	050	029	7100	137,870.00	137,870.00	69,177.03	68,692.97	.00	68,692.97	.00	
2026	050	029	7200	2,600.00	2,600.00	2,044.19	555.81	.00	555.81	.00	
<b>DIVISION TOTALS:</b>				<b>140,470.00</b>	<b>140,470.00</b>	<b>71,221.22</b>	<b>69,248.78</b>	<b>.00</b>	<b>69,248.78</b>	<b>.00</b>	
<b>031 Office Of The Mayor</b>											
2026	050	031	7100	727,770.00	727,770.00	392,957.83	334,812.17	.00	334,812.17	.00	
2026	050	031	7200	11,390.00	8,990.00	8,831.12	158.88	.00	158.88	.00	
2026	050	031	7300	5,710.00	5,710.00	1,161.98	4,548.02	.00	4,548.02	.00	
2026	050	031	7400	.00	2,400.00	2,362.32	37.68	.00	37.68	.00	
2026	050	031	7500	407,930.00	407,930.00	130,528.67	277,401.33	.00	277,401.33	.00	
<b>DIVISION TOTALS:</b>				<b>1,152,800.00</b>	<b>1,152,800.00</b>	<b>535,841.92</b>	<b>616,958.08</b>	<b>.00</b>	<b>616,958.08</b>	<b>.00</b>	
<b>041 Office Of The Clerk Of Council</b>											
2026	050	041	7100	448,390.00	448,390.00	240,974.20	207,415.80	.00	207,415.80	.00	
2026	050	041	7200	129,060.00	75,320.00	26,398.39	48,921.61	8,091.00	40,830.61	.00	
2026	050	041	7300	9,140.00	62,880.00	1,010.79	61,869.21	.00	61,869.21	55,739.40	
2026	050	041	7400	22,420.00	22,420.00	7,217.90	15,202.10	3,346.14	11,855.96	.00	
2026	050	041	7500	213,070.00	213,070.00	99,779.10	113,290.90	.00	113,290.90	.00	
<b>DIVISION TOTALS:</b>				<b>822,080.00</b>	<b>822,080.00</b>	<b>375,380.38</b>	<b>446,699.62</b>	<b>11,437.14</b>	<b>435,262.48</b>	<b>55,739.40</b>	
<b>DEPARTMENT TOTALS:</b>				<b>4,411,310.00</b>	<b>4,411,310.00</b>	<b>2,368,053.17</b>	<b>2,043,256.83</b>	<b>11,437.14</b>	<b>2,031,819.69</b>	<b>55,739.40</b>	
<b>PERCENT EXPENDED:</b>				<b>53.7</b>	<b>PERCENT EXPENDED AND ENCUMBERED:</b>						<b>53.9</b>
<b>090 Enterprise Technology Solution</b>											
<b>091 Enterprise Technology Solutions</b>											
2026	050	091	7100	5,254,410.00	5,254,410.00	3,795,770.92	1,458,639.08	.00	1,458,639.08	.00	
2026	050	091	7200	474,580.00	474,580.00	113,775.24	360,804.76	45,286.47	315,518.29	180,000.00	
2026	050	091	7300	50,080.00	50,080.00	34,083.08	15,996.92	6,562.18	9,434.74	.00	
2026	050	091	7400	339,910.00	339,910.00	306,657.28	33,252.72	1,193.13	32,059.59	.00	
2026	050	091	7500	1,690,630.00	1,690,630.00	1,275,832.44	414,797.56	.00	414,797.56	.00	
<b>DIVISION TOTALS:</b>				<b>7,809,610.00</b>	<b>7,809,610.00</b>	<b>5,526,118.96</b>	<b>2,283,491.04</b>	<b>53,041.78</b>	<b>2,230,449.26</b>	<b>180,000.00</b>	
<b>DEPARTMENT TOTALS:</b>				<b>7,809,610.00</b>	<b>7,809,610.00</b>	<b>5,526,118.96</b>	<b>2,283,491.04</b>	<b>53,041.78</b>	<b>2,230,449.26</b>	<b>180,000.00</b>	
<b>PERCENT EXPENDED:</b>				<b>70.8</b>	<b>PERCENT EXPENDED AND ENCUMBERED:</b>						<b>71.4</b>
<b>100 Office Of The City Manager</b>											
<b>101 City Manager's Office</b>											
2026	050	101	7100	3,602,050.00	3,602,050.00	2,103,341.56	1,498,708.44	.00	1,498,708.44	.00	
2026	050	101	7200	2,330,680.00	6,270,220.00	2,569,722.79	3,700,497.21	2,011,225.48	1,689,271.73	.00	
2026	050	101	7300	28,660.00	28,660.00	15,958.70	12,701.30	2,184.66	10,516.64	.00	
2026	050	101	7400	13,564,300.00	19,703,440.00	13,609,968.28	6,093,471.72	3,299,224.54	2,794,247.18	.00	
2026	050	101	7500	1,149,760.00	53,149,760.00	2,676,710.94	50,473,049.06	.00	50,473,049.06	.00	
<b>DIVISION TOTALS:</b>				<b>20,675,450.00</b>	<b>82,754,130.00</b>	<b>20,975,702.27</b>	<b>61,778,427.73</b>	<b>5,312,634.68</b>	<b>56,465,793.05</b>	<b>.00</b>	

050 102  
 RUN DATE: 03/10/2026  
 RUN TIME: 08.23.58

CITY OF CINCINNATI - DEPARTMENT OF FINANCE  
 DIVISION OF ACCOUNTS AND AUDITS  
 STATEMENT OF BALANCES  
 APPROPRIATED FUNDS  
 AS OF 02 / 28 / 2026

PGM ID: CFSFA104  
 PAGE: 45

FY	FND	AGY	OBJT	ORIGINAL AUTHORIZATION	ADJUSTED AUTHORIZATION	EXPENDITURES AMOUNT	UNEXPENDED BALANCE	ENCUMBRANCE AMOUNT	UNENCUMBERED BALANCE	PRE-ENCUMBERED AMOUNT	
<b>102 Office Of Budget &amp; Evaluation</b>											
2026	050	102	7100	970,190.00	970,190.00	591,219.67	378,970.33	.00	378,970.33	.00	
2026	050	102	7200	84,200.00	84,200.00	20,791.02	63,408.98	.00	63,408.98	.00	
2026	050	102	7300	2,440.00	2,440.00	846.36	1,593.64	1,153.64	440.00	.00	
2026	050	102	7400	2,350.00	2,350.00	1,110.01	1,239.99	438.88	801.11	.00	
2026	050	102	7500	267,700.00	267,700.00	176,998.26	90,701.74	.00	90,701.74	.00	
<b>DIVISION TOTALS:</b>				<b>1,326,880.00</b>	<b>1,326,880.00</b>	<b>790,965.32</b>	<b>535,914.68</b>	<b>1,592.52</b>	<b>534,322.16</b>	<b>.00</b>	
<b>103 Emergency Communications</b>											
2026	050	103	7100	11,933,040.00	12,656,040.00	8,493,964.42	4,162,075.58	.00	4,162,075.58	.00	
2026	050	103	7200	1,073,190.00	935,490.00	427,674.71	507,815.29	257,154.25	250,661.04	5,822.05	
2026	050	103	7300	161,110.00	151,110.00	38,185.03	112,924.97	19,101.82	93,823.15	.00	
2026	050	103	7400	26,850.00	174,550.00	105,059.72	69,490.28	52,743.08	16,747.20	.00	
2026	050	103	7500	4,816,760.00	5,158,760.00	3,163,215.48	1,995,544.52	.00	1,995,544.52	.00	
<b>DIVISION TOTALS:</b>				<b>18,010,950.00</b>	<b>19,075,950.00</b>	<b>12,228,099.36</b>	<b>6,847,850.64</b>	<b>328,999.15</b>	<b>6,518,851.49</b>	<b>5,822.05</b>	
<b>104 Office Of Environment &amp; Sustainability</b>											
2026	050	104	7100	1,010,470.00	1,010,470.00	664,481.71	345,988.29	.00	345,988.29	.00	
2026	050	104	7200	2,614,550.00	3,946,410.00	1,376,044.47	2,570,365.53	1,305,538.42	1,264,827.11	.00	
2026	050	104	7300	16,930.00	16,930.00	11,656.21	5,273.79	447.58	4,826.21	.00	
2026	050	104	7400	423,750.00	949,198.00	140,358.02	808,839.98	10,124.53	798,715.45	.00	
2026	050	104	7500	385,310.00	385,310.00	256,900.71	128,409.29	.00	128,409.29	.00	
2026	050	104	7600	.00	70,000.00	53,565.80	16,434.20	.00	16,434.20	.00	
<b>DIVISION TOTALS:</b>				<b>4,451,010.00</b>	<b>6,378,318.00</b>	<b>2,503,006.92</b>	<b>3,875,311.08</b>	<b>1,316,110.53</b>	<b>2,559,200.55</b>	<b>.00</b>	
<b>107 Procurement</b>											
2026	050	107	7100	905,530.00	905,530.00	631,148.12	274,381.88	.00	274,381.88	.00	
2026	050	107	7200	49,020.00	71,756.00	20,038.75	51,717.25	10,074.00	41,643.25	.00	
2026	050	107	7300	46,920.00	39,420.00	432.69	38,987.31	.00	38,987.31	.00	
2026	050	107	7400	178,800.00	163,564.00	96,999.81	66,564.19	289.19	66,275.00	.00	
2026	050	107	7500	273,330.00	273,330.00	220,864.84	52,465.16	.00	52,465.16	.00	
<b>DIVISION TOTALS:</b>				<b>1,453,600.00</b>	<b>1,453,600.00</b>	<b>969,484.21</b>	<b>484,115.79</b>	<b>10,363.19</b>	<b>473,752.60</b>	<b>.00</b>	
<b>108 Dept of Performance &amp; Data Analytics</b>											
2026	050	108	7100	1,547,670.00	1,547,670.00	897,168.31	650,501.69	.00	650,501.69	.00	
2026	050	108	7200	105,290.00	97,490.00	37,406.87	60,083.13	888.37	59,194.76	.00	
2026	050	108	7300	12,890.00	19,490.00	9,234.89	10,255.11	738.17	9,516.94	.00	
2026	050	108	7400	400.00	1,600.00	1,051.48	548.52	538.52	10.00	.00	
2026	050	108	7500	435,680.00	435,680.00	278,362.01	157,317.99	.00	157,317.99	.00	
<b>DIVISION TOTALS:</b>				<b>2,101,930.00</b>	<b>2,101,930.00</b>	<b>1,223,223.56</b>	<b>878,706.44</b>	<b>2,165.06</b>	<b>876,541.38</b>	<b>.00</b>	
<b>109 Internal Audit</b>											
2026	050	109	7100	402,250.00	402,250.00	223,579.98	178,670.02	.00	178,670.02	.00	
2026	050	109	7200	11,160.00	10,760.00	2,701.67	8,058.33	69.59	7,988.74	.00	
2026	050	109	7300	1,710.00	1,710.00	362.71	1,347.29	637.29	710.00	.00	
2026	050	109	7400	1,600.00	2,000.00	1,536.49	463.51	224.50	239.01	.00	
2026	050	109	7500	143,790.00	143,790.00	79,336.91	64,453.09	.00	64,453.09	.00	
<b>DIVISION TOTALS:</b>				<b>560,510.00</b>	<b>560,510.00</b>	<b>307,517.76</b>	<b>252,992.24</b>	<b>931.38</b>	<b>252,060.86</b>	<b>.00</b>	
<b>DEPARTMENT TOTALS:</b>				<b>48,580,330.00</b>	<b>113,651,318.00</b>	<b>38,997,999.40</b>	<b>74,653,318.60</b>	<b>6,972,796.51</b>	<b>67,680,522.09</b>	<b>5,822.05</b>	
<b>PERCENT EXPENDED:</b>				<b>34.3</b>	<b>PERCENT EXPENDED AND ENCUMBERED:</b>		<b>40.4</b>				

050 111  
 RUN DATE: 03/10/2026  
 RUN TIME: 08.23.58

CITY OF CINCINNATI - DEPARTMENT OF FINANCE  
 DIVISION OF ACCOUNTS AND AUDITS  
 STATEMENT OF BALANCES  
 APPROPRIATED FUNDS  
 AS OF 02 / 28 / 2026

PGM ID: CFSFA104  
 PAGE: 46

FY	FND	AGY	OBJT	ORIGINAL AUTHORIZATION	ADJUSTED AUTHORIZATION	EXPENDITURES AMOUNT	UNEXPENDED BALANCE	ENCUMBRANCE AMOUNT	UNENCUMBERED BALANCE	PRE-ENCUMBERED AMOUNT	
<b>110 Department Of Law</b>											
<b>111 Civil</b>											
2026	050	111	7100	5,241,900.00	5,241,900.00	3,352,155.80	1,889,744.20	.00	1,889,744.20	.00	
2026	050	111	7200	430,890.00	480,890.00	216,332.01	264,557.99	164,949.51	99,608.48	.00	
2026	050	111	7300	18,450.00	18,450.00	5,850.84	12,599.16	5,248.78	7,350.38	.00	
2026	050	111	7400	218,490.00	233,490.00	205,119.45	28,370.55	27,125.75	1,244.80	.00	
2026	050	111	7500	1,809,080.00	1,809,080.00	1,130,459.51	678,620.49	.00	678,620.49	.00	
<b>DIVISION TOTALS:</b>				<b>7,718,810.00</b>	<b>7,783,810.00</b>	<b>4,909,917.61</b>	<b>2,873,892.39</b>	<b>197,324.04</b>	<b>2,676,568.35</b>	<b>.00</b>	
<b>112 Administrative Hearings &amp; Prosecution</b>											
2026	050	112	7100	3,586,200.00	3,586,200.00	2,313,452.10	1,272,747.90	.00	1,272,747.90	.00	
2026	050	112	7200	239,820.00	228,520.00	116,209.28	112,310.72	61,878.13	50,432.59	.00	
2026	050	112	7300	16,820.00	17,120.00	10,668.84	6,451.16	4,511.16	1,940.00	.00	
2026	050	112	7400	25,580.00	36,580.00	22,940.68	13,639.32	3,069.32	10,570.00	.00	
2026	050	112	7500	1,145,150.00	1,145,150.00	780,700.01	364,449.99	.00	364,449.99	.00	
<b>DIVISION TOTALS:</b>				<b>5,013,570.00</b>	<b>5,013,570.00</b>	<b>3,243,970.91</b>	<b>1,769,599.09</b>	<b>69,458.61</b>	<b>1,700,140.48</b>	<b>.00</b>	
<b>DEPARTMENT TOTALS:</b>				<b>12,732,380.00</b>	<b>12,797,380.00</b>	<b>8,153,888.52</b>	<b>4,643,491.48</b>	<b>266,782.65</b>	<b>4,376,708.83</b>	<b>.00</b>	
<b>PERCENT EXPENDED:</b>				<b>63.7</b>	<b>PERCENT EXPENDED AND ENCUMBERED:</b>						<b>65.8</b>
<b>120 Department Of Human Resources</b>											
<b>121 Department Of Human Resources</b>											
2026	050	121	7100	3,698,800.00	3,698,800.00	2,644,883.29	1,053,916.71	.00	1,053,916.71	.00	
2026	050	121	7200	659,660.00	859,660.00	240,233.29	619,426.71	291,559.70	327,867.01	40,410.00	
2026	050	121	7300	35,720.00	35,720.00	7,183.64	28,536.36	2,006.05	26,530.31	.00	
2026	050	121	7400	15,360.00	15,360.00	3,557.05	11,802.95	2,239.00	9,563.95	.00	
2026	050	121	7500	1,070,380.00	1,070,380.00	857,913.58	212,466.42	.00	212,466.42	.00	
<b>DIVISION TOTALS:</b>				<b>5,479,920.00</b>	<b>5,679,920.00</b>	<b>3,753,770.85</b>	<b>1,926,149.15</b>	<b>295,804.75</b>	<b>1,630,344.40</b>	<b>40,410.00</b>	
<b>DEPARTMENT TOTALS:</b>				<b>5,479,920.00</b>	<b>5,679,920.00</b>	<b>3,753,770.85</b>	<b>1,926,149.15</b>	<b>295,804.75</b>	<b>1,630,344.40</b>	<b>40,410.00</b>	
<b>PERCENT EXPENDED:</b>				<b>66.1</b>	<b>PERCENT EXPENDED AND ENCUMBERED:</b>						<b>71.3</b>
<b>130 Department Of Finance</b>											
<b>131 Finance, Office Of Director</b>											
2026	050	131	7100	345,680.00	345,680.00	220,987.93	124,692.07	.00	124,692.07	.00	
2026	050	131	7200	19,210.00	15,410.00	11,194.17	4,215.83	.00	4,215.83	.00	
2026	050	131	7300	3,750.00	3,750.00	319.82	3,430.18	1,500.00	1,930.18	.00	
2026	050	131	7400	4,710.00	8,510.00	1,193.34	7,316.66	383.97	6,932.69	.00	
2026	050	131	7500	58,660.00	58,660.00	56,772.25	1,887.75	.00	1,887.75	.00	
<b>DIVISION TOTALS:</b>				<b>432,010.00</b>	<b>432,010.00</b>	<b>290,467.51</b>	<b>141,542.49</b>	<b>1,883.97</b>	<b>139,658.52</b>	<b>.00</b>	
<b>133 Finance, Accounts &amp; Audits</b>											
2026	050	133	7100	1,311,910.00	1,311,910.00	801,642.87	510,267.13	.00	510,267.13	.00	
2026	050	133	7200	119,370.00	116,563.00	15,595.81	100,967.19	9.46	100,957.73	.00	
2026	050	133	7300	8,000.00	8,000.00	2,687.41	5,312.59	2,590.42	2,722.17	.00	
2026	050	133	7400	5,330.00	116,400.00	107,010.06	9,389.94	2,054.29	7,335.65	.00	
2026	050	133	7500	420,270.00	420,270.00	260,069.86	160,200.14	.00	160,200.14	.00	
<b>DIVISION TOTALS:</b>				<b>1,864,880.00</b>	<b>1,973,143.00</b>	<b>1,187,006.01</b>	<b>786,136.99</b>	<b>4,654.17</b>	<b>781,482.82</b>	<b>.00</b>	
<b>134 Finance, Treasury</b>											
2026	050	134	7100	793,570.00	793,570.00	489,913.33	303,656.67	.00	303,656.67	.00	
2026	050	134	7200	152,960.00	152,960.00	51,588.14	101,371.86	5,757.53	95,614.33	.00	
2026	050	134	7300	40,760.00	40,760.00	5,138.54	35,621.46	2,923.33	32,698.13	.00	
2026	050	134	7400	93,460.00	353,460.00	277,081.04	76,378.96	155.68	76,223.28	.00	
2026	050	134	7500	295,080.00	295,080.00	175,374.61	119,705.39	.00	119,705.39	.00	
<b>DIVISION TOTALS:</b>				<b>1,375,830.00</b>	<b>1,635,830.00</b>	<b>999,095.66</b>	<b>636,734.34</b>	<b>8,836.54</b>	<b>627,897.80</b>	<b>.00</b>	

050 135  
 RUN DATE: 03/10/2026  
 RUN TIME: 08.23.58

CITY OF CINCINNATI - DEPARTMENT OF FINANCE  
 DIVISION OF ACCOUNTS AND AUDITS  
 STATEMENT OF BALANCES  
 APPROPRIATED FUNDS  
 AS OF 02 / 28 / 2026

PGM ID: CFSFA104  
 PAGE: 47

FY	FND	AGY	OBJT	ORIGINAL AUTHORIZATION	ADJUSTED AUTHORIZATION	EXPENDITURES AMOUNT	UNEXPENDED BALANCE	ENCUMBRANCE AMOUNT	UNENCUMBERED BALANCE	PRE-ENCUMBERED AMOUNT
<b>135 Finance, Risk Management</b>										
2026	050	135	7300	60.00	60.00	.00	60.00	.00	60.00	.00
2026	050	135	7400	603,330.00	603,330.00	.00	603,330.00	.00	603,330.00	.00
<b>DIVISION TOTALS:</b>				<b>603,390.00</b>	<b>603,390.00</b>	<b>.00</b>	<b>603,390.00</b>	<b>.00</b>	<b>603,390.00</b>	<b>.00</b>
<b>136 Finance, Income Tax</b>										
2026	050	136	7100	2,696,400.00	2,696,400.00	1,594,625.89	1,101,774.11	.00	1,101,774.11	.00
2026	050	136	7200	304,350.00	304,350.00	64,844.37	239,505.63	3,574.17	235,931.46	3,500.00
2026	050	136	7300	14,300.00	14,300.00	8,772.39	5,527.61	3,474.06	2,053.55	.00
2026	050	136	7400	170,600.00	170,600.00	127,727.92	42,872.08	997.08	41,875.00	.00
2026	050	136	7500	958,880.00	958,880.00	593,027.71	365,852.29	.00	365,852.29	.00
<b>DIVISION TOTALS:</b>				<b>4,144,530.00</b>	<b>4,144,530.00</b>	<b>2,388,998.28</b>	<b>1,755,531.72</b>	<b>8,045.31</b>	<b>1,747,486.41</b>	<b>3,500.00</b>
<b>DEPARTMENT TOTALS:</b>				<b>8,420,640.00</b>	<b>8,788,903.00</b>	<b>4,865,567.46</b>	<b>3,923,335.54</b>	<b>23,419.99</b>	<b>3,899,915.55</b>	<b>3,500.00</b>
<b>PERCENT EXPENDED:</b>				<b>55.4</b>	<b>PERCENT EXPENDED AND ENCUMBERED: 55.6</b>					
<b>160 Community Developmt</b>										
<b>161 Comm Dvlp, Office Of The Director</b>										
2026	050	161	7100	771,990.00	771,990.00	391,123.63	380,866.37	.00	380,866.37	.00
2026	050	161	7200	82,980.00	357,980.00	259,886.72	98,093.28	30,768.88	67,324.40	.00
2026	050	161	7300	14,470.00	14,470.00	818.26	13,651.74	3,794.73	9,857.01	.00
2026	050	161	7400	309,590.00	309,590.00	255,443.07	54,146.93	7,439.04	46,707.89	27,043.04
2026	050	161	7500	259,960.00	259,960.00	136,487.54	123,472.46	.00	123,472.46	.00
<b>DIVISION TOTALS:</b>				<b>1,438,990.00</b>	<b>1,713,990.00</b>	<b>1,043,759.22</b>	<b>670,230.78</b>	<b>42,002.65</b>	<b>628,228.13</b>	<b>27,043.04</b>
<b>162 Comm Dvlp, Division Of Housing Devel</b>										
2026	050	162	7100	142,580.00	142,580.00	134,896.92	7,683.08	.00	7,683.08	.00
2026	050	162	7200	5,250.00	5,250.00	750.00	4,500.00	.00	4,500.00	.00
2026	050	162	7400	796,590.00	991,460.00	196,557.65	794,902.35	556,250.00	238,652.35	.00
2026	050	162	7500	58,840.00	58,840.00	47,528.49	11,311.51	.00	11,311.51	.00
<b>DIVISION TOTALS:</b>				<b>1,003,260.00</b>	<b>1,198,130.00</b>	<b>379,733.06</b>	<b>818,396.94</b>	<b>556,250.00</b>	<b>262,146.94</b>	<b>.00</b>
<b>164 Division Of Community Devel</b>										
2026	050	164	7100	995,950.00	995,950.00	537,444.99	458,505.01	.00	458,505.01	.00
2026	050	164	7200	980,020.00	7,531,525.00	602,212.53	6,929,312.47	260,810.31	6,668,502.16	.00
2026	050	164	7300	15,610.00	15,610.00	847.48	14,762.52	.00	14,762.52	.00
2026	050	164	7400	5,200.00	1,811,200.00	219,650.95	1,591,549.05	100,039.05	1,491,510.00	.00
2026	050	164	7500	232,580.00	232,580.00	142,457.52	90,122.48	.00	90,122.48	.00
<b>DIVISION TOTALS:</b>				<b>2,229,360.00</b>	<b>10,586,865.00</b>	<b>1,502,613.47</b>	<b>9,084,251.53</b>	<b>360,849.36</b>	<b>8,723,402.17</b>	<b>.00</b>
<b>DEPARTMENT TOTALS:</b>				<b>4,671,610.00</b>	<b>13,498,985.00</b>	<b>2,926,105.75</b>	<b>10,572,879.25</b>	<b>959,102.01</b>	<b>9,613,777.24</b>	<b>27,043.04</b>
<b>PERCENT EXPENDED:</b>				<b>21.7</b>	<b>PERCENT EXPENDED AND ENCUMBERED: 28.8</b>					
<b>170 Department Of Planning &amp; Build</b>										
<b>171 City Planning</b>										
2026	050	171	7100	1,445,080.00	1,445,080.00	888,175.81	556,904.19	.00	556,904.19	.00
2026	050	171	7200	62,130.00	549,130.00	62,845.36	486,284.64	102,198.81	384,085.83	.00
2026	050	171	7300	13,300.00	13,300.00	3,124.10	10,175.90	.00	1,657.29	.00
2026	050	171	7400	18,090.00	31,090.00	15,001.19	16,088.81	5,344.79	10,744.02	7,844.00
2026	050	171	7500	477,270.00	477,270.00	302,300.74	174,969.26	.00	174,969.26	.00
<b>DIVISION TOTALS:</b>				<b>2,015,870.00</b>	<b>2,515,870.00</b>	<b>1,271,447.20</b>	<b>1,244,422.80</b>	<b>116,062.21</b>	<b>1,128,360.59</b>	<b>7,844.00</b>
<b>DEPARTMENT TOTALS:</b>				<b>2,015,870.00</b>	<b>2,515,870.00</b>	<b>1,271,447.20</b>	<b>1,244,422.80</b>	<b>116,062.21</b>	<b>1,128,360.59</b>	<b>7,844.00</b>
<b>PERCENT EXPENDED:</b>				<b>50.5</b>	<b>PERCENT EXPENDED AND ENCUMBERED: 55.2</b>					

050 181  
 RUN DATE: 03/10/2026  
 RUN TIME: 08.23.58

CITY OF CINCINNATI - DEPARTMENT OF FINANCE  
 DIVISION OF ACCOUNTS AND AUDITS  
 STATEMENT OF BALANCES  
 APPROPRIATED FUNDS  
 AS OF 02 / 28 / 2026

PGM ID: CFSFA104  
 PAGE: 48

FY	FND	AGY	OBJT	ORIGINAL AUTHORIZATION	ADJUSTED AUTHORIZATION	EXPENDITURES AMOUNT	UNEXPENDED BALANCE	ENCUMBRANCE AMOUNT	UNENCUMBERED BALANCE	PRE-ENCUMBERED AMOUNT	
<b>180 Citizens' Complaint Authority</b>											
<b>181 Citizens' Complaint Authority</b>											
2026	050	181	7100	956,960.00	956,960.00	603,390.58	353,569.42	.00	353,569.42	.00	
2026	050	181	7200	43,700.00	43,700.00	18,074.37	25,625.63	2,316.28	23,309.35	.00	
2026	050	181	7300	9,010.00	9,010.00	1,589.60	7,420.40	1,186.91	6,233.49	.00	
2026	050	181	7400	1,200.00	1,200.00	592.93	607.07	.00	.00	.00	
2026	050	181	7500	315,350.00	315,350.00	203,567.63	111,782.37	.00	111,782.37	.00	
<b>DIVISION TOTALS:</b>				<b>1,326,220.00</b>	<b>1,326,220.00</b>	<b>827,215.11</b>	<b>499,004.89</b>	<b>4,110.26</b>	<b>494,894.63</b>	<b>.00</b>	
<b>DEPARTMENT TOTALS:</b>				<b>1,326,220.00</b>	<b>1,326,220.00</b>	<b>827,215.11</b>	<b>499,004.89</b>	<b>4,110.26</b>	<b>494,894.63</b>	<b>.00</b>	
<b>PERCENT EXPENDED:</b>				<b>62.4</b>	<b>PERCENT EXPENDED AND ENCUMBERED:</b>						<b>62.7</b>
<b>190 Dept Of Public Recreation</b>											
<b>191 Recreation West Region</b>											
2026	050	191	7100	1,846,810.00	1,846,810.00	1,466,224.17	380,585.83	.00	380,585.83	.00	
2026	050	191	7200	543,460.00	536,460.00	467,412.29	69,047.71	67,883.12	1,164.59	.00	
2026	050	191	7300	73,830.00	71,830.00	43,500.26	28,329.74	215.34	28,114.40	.00	
2026	050	191	7400	9,170.00	18,170.00	6,556.71	11,613.29	9,988.41	1,624.88	.00	
2026	050	191	7500	596,330.00	596,330.00	419,187.04	177,142.96	.00	177,142.96	.00	
<b>DIVISION TOTALS:</b>				<b>3,069,600.00</b>	<b>3,069,600.00</b>	<b>2,402,880.47</b>	<b>666,719.53</b>	<b>78,086.87</b>	<b>588,632.66</b>	<b>.00</b>	
<b>192 Recreation East Region</b>											
2026	050	192	7100	1,661,320.00	1,661,320.00	1,413,626.17	247,693.83	.00	247,693.83	.00	
2026	050	192	7200	326,830.00	333,780.00	293,957.94	39,822.06	39,466.27	355.79	.00	
2026	050	192	7300	66,640.00	50,640.00	50,210.58	429.42	141.55	287.87	.00	
2026	050	192	7400	13,880.00	22,930.00	10,607.47	12,322.53	10,796.68	1,525.85	.00	
2026	050	192	7500	561,280.00	561,280.00	396,242.57	165,037.43	.00	165,037.43	.00	
<b>DIVISION TOTALS:</b>				<b>2,629,950.00</b>	<b>2,629,950.00</b>	<b>2,164,644.73</b>	<b>465,305.27</b>	<b>50,404.50</b>	<b>414,900.77</b>	<b>.00</b>	
<b>193 Recreation Central Region</b>											
2026	050	193	7100	1,743,530.00	1,743,530.00	1,454,514.74	289,015.26	.00	289,015.26	.00	
2026	050	193	7200	357,120.00	357,120.00	310,196.73	46,923.27	37,304.04	9,619.23	.00	
2026	050	193	7300	54,380.00	54,380.00	42,618.25	11,761.75	58.15	11,703.60	.00	
2026	050	193	7400	4,430.00	4,430.00	.00	4,430.00	3,665.92	764.08	.00	
2026	050	193	7500	584,580.00	584,580.00	394,140.58	190,439.42	.00	190,439.42	.00	
<b>DIVISION TOTALS:</b>				<b>2,744,040.00</b>	<b>2,744,040.00</b>	<b>2,201,470.30</b>	<b>542,569.70</b>	<b>41,028.11</b>	<b>501,541.59</b>	<b>.00</b>	
<b>194 Recreation Maintenance</b>											
2026	050	194	7100	2,310,840.00	2,310,840.00	1,582,723.65	728,116.35	.00	728,116.35	.00	
2026	050	194	7200	666,680.00	662,680.00	468,003.41	194,676.59	48,440.24	146,236.35	.00	
2026	050	194	7300	545,150.00	542,650.00	328,362.98	214,287.02	123,184.99	91,102.03	.00	
2026	050	194	7400	10,690.00	17,190.00	5,891.98	11,298.02	10,532.25	765.77	.00	
2026	050	194	7500	938,400.00	938,400.00	633,504.53	304,895.47	.00	304,895.47	.00	
<b>DIVISION TOTALS:</b>				<b>4,471,760.00</b>	<b>4,471,760.00</b>	<b>3,018,486.55</b>	<b>1,453,273.45</b>	<b>182,157.48</b>	<b>1,271,115.97</b>	<b>.00</b>	
<b>197 Recreation Athletics</b>											
2026	050	197	7100	2,084,140.00	2,084,140.00	2,084,135.60	4.40	.00	4.40	.00	
2026	050	197	7200	484,150.00	484,150.00	336,366.04	147,783.96	58,333.74	89,450.22	.00	
2026	050	197	7300	93,900.00	91,400.00	27,220.69	64,179.31	18.67	64,160.64	16,886.75	
2026	050	197	7400	9,180.00	11,680.00	1,597.16	10,082.84	8,007.84	2,075.00	.00	
2026	050	197	7500	342,830.00	342,830.00	318,767.43	24,062.57	.00	24,062.57	.00	
<b>DIVISION TOTALS:</b>				<b>3,014,200.00</b>	<b>3,014,200.00</b>	<b>2,768,086.92</b>	<b>246,113.08</b>	<b>66,360.25</b>	<b>179,752.83</b>	<b>16,886.75</b>	

050 199  
 RUN DATE: 03/10/2026  
 RUN TIME: 08.23.58

CITY OF CINCINNATI - DEPARTMENT OF FINANCE  
 DIVISION OF ACCOUNTS AND AUDITS  
 STATEMENT OF BALANCES  
 APPROPRIATED FUNDS  
 AS OF 02 / 28 / 2026

PGM ID: CFSFA104  
 PAGE: 49

FY	FND	AGY	OBJT	ORIGINAL AUTHORIZATION	ADJUSTED AUTHORIZATION	EXPENDITURES AMOUNT	UNEXPENDED BALANCE	ENCUMBRANCE AMOUNT	UNENCUMBERED BALANCE	PRE-ENCUMBERED AMOUNT	
<b>199 Recreation Administration</b>											
2026	050	199	7100	2,873,510.00	2,873,510.00	1,595,242.19	1,278,267.81	.00	1,278,267.81	.00	
2026	050	199	7200	177,550.00	144,550.00	88,445.26	56,104.74	55,541.11	563.63	.00	
2026	050	199	7300	20,750.00	53,750.00	9,063.64	44,686.36	40,789.57	3,896.79	.00	
2026	050	199	7400	45,540.00	45,540.00	21,466.36	24,073.64	5,872.69	18,200.95	.00	
2026	050	199	7500	1,026,560.00	1,026,560.00	608,760.23	417,799.77	.00	417,799.77	.00	
2026	050	199	7600	20,400.00	20,400.00	.00	20,400.00	.00	20,400.00	.00	
<b>DIVISION TOTALS:</b>				<b>4,164,310.00</b>	<b>4,164,310.00</b>	<b>2,322,977.68</b>	<b>1,841,332.32</b>	<b>102,203.37</b>	<b>1,739,128.95</b>	<b>.00</b>	
<b>DEPARTMENT TOTALS:</b>				<b>20,093,860.00</b>	<b>20,093,860.00</b>	<b>14,878,546.65</b>	<b>5,215,313.35</b>	<b>520,240.58</b>	<b>4,695,072.77</b>	<b>16,886.75</b>	
<b>PERCENT EXPENDED:</b>				<b>74.0</b>	<b>PERCENT EXPENDED AND ENCUMBERED:</b>						<b>76.6</b>
<b>200 Department Of Parks</b>											
<b>201 Parks, Office Of The Director</b>											
2026	050	201	7100	608,920.00	608,920.00	359,411.56	249,508.44	.00	249,508.44	.00	
2026	050	201	7200	.00	2,910.00	2,871.02	38.98	.00	38.98	.00	
2026	050	201	7300	12,910.00	5,500.00	656.00	4,844.00	769.60	4,074.40	.00	
2026	050	201	7400	.00	4,500.00	4,198.00	302.00	.00	302.00	.00	
2026	050	201	7500	219,240.00	219,240.00	132,461.70	86,778.30	.00	86,778.30	.00	
<b>DIVISION TOTALS:</b>				<b>841,070.00</b>	<b>841,070.00</b>	<b>499,598.28</b>	<b>341,471.72</b>	<b>769.60</b>	<b>340,702.12</b>	<b>.00</b>	
<b>202 Parks, Operations &amp; Facility Mgmt</b>											
2026	050	202	7100	4,188,500.00	4,188,500.00	3,510,483.50	678,016.50	.00	678,016.50	.00	
2026	050	202	7200	1,633,230.00	1,627,524.00	1,227,421.92	400,102.08	265,426.99	134,675.09	.00	
2026	050	202	7300	815,710.00	739,565.00	488,239.84	251,325.16	220,672.78	30,652.38	.00	
2026	050	202	7400	1,143,640.00	1,225,491.00	1,087,613.60	137,877.40	131,477.37	6,400.03	.00	
2026	050	202	7500	1,643,620.00	1,643,620.00	1,245,727.17	397,892.83	.00	397,892.83	.00	
<b>DIVISION TOTALS:</b>				<b>9,424,700.00</b>	<b>9,424,700.00</b>	<b>7,559,486.03</b>	<b>1,865,213.97</b>	<b>617,577.14</b>	<b>1,247,636.83</b>	<b>.00</b>	
<b>203 Parks, Adm &amp; Program Services</b>											
2026	050	203	7100	1,277,200.00	1,253,200.00	865,635.63	387,564.37	.00	387,564.37	.00	
2026	050	203	7200	118,680.00	118,680.00	118,662.01	17.99	.00	17.99	.00	
2026	050	203	7300	54,700.00	54,700.00	1,268.10	53,431.90	8,477.52	44,954.38	.00	
2026	050	203	7400	2,310.00	2,310.00	683.82	1,626.18	.00	1,626.18	.00	
2026	050	203	7500	420,890.00	444,890.00	357,596.23	87,293.77	.00	87,293.77	.00	
<b>DIVISION TOTALS:</b>				<b>1,873,780.00</b>	<b>1,873,780.00</b>	<b>1,343,845.79</b>	<b>529,934.21</b>	<b>8,477.52</b>	<b>521,456.69</b>	<b>.00</b>	
<b>DEPARTMENT TOTALS:</b>				<b>12,139,550.00</b>	<b>12,139,550.00</b>	<b>9,402,930.10</b>	<b>2,736,619.90</b>	<b>626,824.26</b>	<b>2,109,795.64</b>	<b>.00</b>	
<b>PERCENT EXPENDED:</b>				<b>77.5</b>	<b>PERCENT EXPENDED AND ENCUMBERED:</b>						<b>82.6</b>
<b>210 Dept Of Bldgs &amp; Inspections</b>											
<b>211 Bldg &amp; Inspections, Director</b>											
2026	050	211	7100	9,974,120.00	9,974,120.00	6,717,873.65	3,256,246.35	.00	3,256,246.35	.00	
2026	050	211	7200	2,031,410.00	2,306,410.00	427,149.81	1,879,260.19	266,102.35	1,613,157.84	150,000.00	
2026	050	211	7300	343,230.00	343,230.00	69,221.08	274,008.92	38,069.58	235,939.34	.00	
2026	050	211	7400	516,630.00	516,630.00	326,089.11	190,540.89	113,816.31	76,724.58	.00	
2026	050	211	7500	3,913,560.00	3,913,560.00	2,663,802.13	1,249,757.87	.00	1,249,757.87	.00	
<b>DIVISION TOTALS:</b>				<b>16,778,950.00</b>	<b>17,053,950.00</b>	<b>10,204,135.78</b>	<b>6,849,814.22</b>	<b>417,988.24</b>	<b>6,431,825.98</b>	<b>150,000.00</b>	
<b>DEPARTMENT TOTALS:</b>				<b>16,778,950.00</b>	<b>17,053,950.00</b>	<b>10,204,135.78</b>	<b>6,849,814.22</b>	<b>417,988.24</b>	<b>6,431,825.98</b>	<b>150,000.00</b>	
<b>PERCENT EXPENDED:</b>				<b>59.8</b>	<b>PERCENT EXPENDED AND ENCUMBERED:</b>						<b>62.3</b>

050 222  
 RUN DATE: 03/10/2026  
 RUN TIME: 08.23.58

CITY OF CINCINNATI - DEPARTMENT OF FINANCE  
 DIVISION OF ACCOUNTS AND AUDITS  
 STATEMENT OF BALANCES  
 APPROPRIATED FUNDS  
 AS OF 02 / 28 / 2026

PGM ID: CFSFA104  
 PAGE: 50

FY	FND	AGY	OBJT	ORIGINAL AUTHORIZATION	ADJUSTED AUTHORIZATION	EXPENDITURES AMOUNT	UNEXPENDED BALANCE	ENCUMBRANCE AMOUNT	UNENCUMBERED BALANCE	PRE-ENCUMBERED AMOUNT
<b>220 Department of Police</b>										
<b>222 Department Of Police</b>										
2026	050	222	7100	75,518,950.00	76,718,950.00	57,857,700.52	18,861,249.48	.00	18,861,249.48	.00
2026	050	222	7200	4,644,670.00	4,514,767.00	3,970,009.37	544,757.63	539,677.06	5,080.57	.00
2026	050	222	7300	1,290,420.00	1,290,420.00	746,831.87	543,588.13	73,772.42	469,815.71	.00
2026	050	222	7400	218,910.00	348,813.00	171,485.18	177,327.82	173,806.43	3,521.39	.00
2026	050	222	7500	25,015,490.00	25,015,490.00	20,670,240.87	4,345,249.13	.00	4,345,249.13	.00
<b>DIVISION TOTALS:</b>				<b>106,688,440.00</b>	<b>107,888,440.00</b>	<b>83,416,267.81</b>	<b>24,472,172.19</b>	<b>787,255.91</b>	<b>23,684,916.28</b>	<b>.00</b>
<b>225 Police - Investigations</b>										
2026	050	225	7100	16,354,690.00	16,354,690.00	12,268,599.26	4,086,090.74	.00	4,086,090.74	.00
2026	050	225	7200	1,708,600.00	1,697,600.00	1,144,275.83	553,324.17	539,977.43	13,346.74	.00
2026	050	225	7300	136,650.00	186,150.00	143,411.85	42,738.15	42,239.87	498.28	.00
2026	050	225	7400	77,660.00	139,160.00	112,274.57	26,885.43	25,752.19	1,133.24	.00
2026	050	225	7500	5,223,830.00	5,223,830.00	4,316,053.10	907,776.90	.00	907,776.90	.00
<b>DIVISION TOTALS:</b>				<b>23,501,430.00</b>	<b>23,601,430.00</b>	<b>17,984,614.61</b>	<b>5,616,815.39</b>	<b>607,969.49</b>	<b>5,008,845.90</b>	<b>.00</b>
<b>226 Police - Support</b>										
2026	050	226	7100	8,315,270.00	8,315,270.00	6,466,554.93	1,848,715.07	.00	1,848,715.07	.00
2026	050	226	7200	766,000.00	796,000.00	636,719.44	159,280.56	96,747.26	62,533.30	.00
2026	050	226	7300	820,450.00	860,450.00	119,275.05	741,174.95	217,631.06	523,543.89	.00
2026	050	226	7400	76,530.00	76,530.00	18,813.54	57,716.46	3,768.52	53,947.94	.00
2026	050	226	7500	2,834,150.00	2,834,150.00	2,194,816.23	639,333.77	.00	639,333.77	.00
<b>DIVISION TOTALS:</b>				<b>12,812,400.00</b>	<b>12,882,400.00</b>	<b>9,436,179.19</b>	<b>3,446,220.81</b>	<b>318,146.84</b>	<b>3,128,073.97</b>	<b>.00</b>
<b>227 Police - Administration</b>										
2026	050	227	7100	23,551,050.00	23,551,050.00	14,344,618.86	9,206,431.14	.00	9,206,431.14	.00
2026	050	227	7200	10,830,670.00	10,796,718.00	8,022,901.67	2,773,816.33	2,350,875.87	422,940.46	135,000.00
2026	050	227	7300	768,800.00	1,988,552.00	1,414,732.90	573,819.10	573,224.08	595.02	8,732.24
2026	050	227	7400	858,740.00	914,940.00	727,935.14	187,004.86	186,801.97	202.89	.00
2026	050	227	7500	9,447,650.00	9,447,650.00	4,650,352.51	4,797,297.49	.00	4,797,297.49	.00
<b>DIVISION TOTALS:</b>				<b>45,456,910.00</b>	<b>46,698,910.00</b>	<b>29,160,541.08</b>	<b>17,538,368.92</b>	<b>3,110,901.92</b>	<b>14,427,467.00</b>	<b>143,732.24</b>
<b>DEPARTMENT TOTALS:</b>				<b>188,459,180.00</b>	<b>191,071,180.00</b>	<b>139,997,602.69</b>	<b>51,073,577.31</b>	<b>4,824,274.16</b>	<b>46,249,303.15</b>	<b>143,732.24</b>
<b>PERCENT EXPENDED:</b>				<b>73.3</b>	<b>PERCENT EXPENDED AND ENCUMBERED:</b>		<b>75.8</b>			
<b>230 Dept Of Transportation &amp; Engin</b>										
<b>231 Trans &amp; Eng, Director</b>										
2026	050	231	7100	589,240.00	589,240.00	365,713.45	223,526.55	.00	223,526.55	.00
2026	050	231	7200	24,500.00	31,000.00	9,603.69	21,396.31	2,500.00	18,896.31	.00
2026	050	231	7300	62,230.00	55,730.00	6,687.79	49,042.21	13,198.74	35,843.47	.00
2026	050	231	7400	16,820.00	16,820.00	13,534.10	3,285.90	351.30	2,934.60	.00
2026	050	231	7500	153,780.00	153,780.00	153,765.66	14.34	.00	14.34	.00
<b>DIVISION TOTALS:</b>				<b>846,570.00</b>	<b>846,570.00</b>	<b>549,304.69</b>	<b>297,265.31</b>	<b>16,050.04</b>	<b>281,215.27</b>	<b>.00</b>
<b>232 Div Of Transportation Planning</b>										
2026	050	232	7100	253,100.00	253,100.00	43,840.38	209,259.62	.00	209,259.62	.00
2026	050	232	7200	48,830.00	48,720.00	8,187.60	40,532.40	37,851.63	2,680.77	.00
2026	050	232	7300	.00	110.00	109.99	.01	.00	.01	.00
2026	050	232	7500	94,220.00	94,220.00	16,344.87	77,875.13	.00	77,875.13	.00
<b>DIVISION TOTALS:</b>				<b>396,150.00</b>	<b>396,150.00</b>	<b>68,482.84</b>	<b>327,667.16</b>	<b>37,851.63</b>	<b>289,815.53</b>	<b>.00</b>

050 233  
 RUN DATE: 03/10/2026  
 RUN TIME: 08.23.58

CITY OF CINCINNATI - DEPARTMENT OF FINANCE  
 DIVISION OF ACCOUNTS AND AUDITS  
 STATEMENT OF BALANCES  
 APPROPRIATED FUNDS  
 AS OF 02 / 28 / 2026

PGM ID: CFSFA104  
 PAGE: 51

<u>FY</u>	<u>FND</u>	<u>AGY</u>	<u>OBJT</u>	<u>ORIGINAL</u> <u>AUTHORIZATION</u>	<u>ADJUSTED</u> <u>AUTHORIZATION</u>	<u>EXPENDITURES</u> <u>AMOUNT</u>	<u>UNEXPENDED</u> <u>BALANCE</u>	<u>ENCUMBRANCE</u> <u>AMOUNT</u>	<u>UNENCUMBERED</u> <u>BALANCE</u>	<u>PRE-ENCUMBERED</u> <u>AMOUNT</u>	
<b>233 Division Of Engineering</b>											
2026	050	233	7100	83,950.00	83,950.00	7,746.99	76,203.01	.00	76,203.01	.00	
2026	050	233	7200	4,090.00	104,090.00	100,252.86	3,837.14	2,567.96	1,269.18	.00	
2026	050	233	7400	.00	.00	.00	.00	.00	.00	.00	
2026	050	233	7500	19,240.00	19,240.00	-22.18	19,262.18	.00	19,262.18	.00	
<b>DIVISION TOTALS:</b>				<b>107,280.00</b>	<b>207,280.00</b>	<b>107,977.67</b>	<b>99,302.33</b>	<b>2,567.96</b>	<b>96,734.37</b>	<b>.00</b>	
<b>239 Division Of Traffic Engineer</b>											
2026	050	239	7200	2,692,760.00	3,134,660.00	839,025.98	2,295,634.02	1,982,360.36	313,273.66	.00	
2026	050	239	7300	10,000.00	831,000.00	232,584.34	598,415.66	10,464.50	587,951.16	.00	
<b>DIVISION TOTALS:</b>				<b>2,702,760.00</b>	<b>3,965,660.00</b>	<b>1,071,610.32</b>	<b>2,894,049.68</b>	<b>1,992,824.86</b>	<b>901,224.82</b>	<b>.00</b>	
<b>DEPARTMENT TOTALS:</b>				<b>4,052,760.00</b>	<b>5,415,660.00</b>	<b>1,797,375.52</b>	<b>3,618,284.48</b>	<b>2,049,294.49</b>	<b>1,568,989.99</b>	<b>.00</b>	
<b>PERCENT EXPENDED:</b>				<b>33.2</b>	<b>PERCENT EXPENDED AND ENCUMBERED:</b>						<b>71.0</b>
<b>240 Dept. Of Enterprise Services</b>											
<b>248 Div Of Parking Facilities</b>											
2026	050	248	7100	133,620.00	133,620.00	45,098.13	88,521.87	.00	88,521.87	.00	
2026	050	248	7500	70,280.00	70,280.00	19,282.54	50,997.46	.00	50,997.46	.00	
<b>DIVISION TOTALS:</b>				<b>203,900.00</b>	<b>203,900.00</b>	<b>64,380.67</b>	<b>139,519.33</b>	<b>.00</b>	<b>139,519.33</b>	<b>.00</b>	
<b>DEPARTMENT TOTALS:</b>				<b>203,900.00</b>	<b>203,900.00</b>	<b>64,380.67</b>	<b>139,519.33</b>	<b>.00</b>	<b>139,519.33</b>	<b>.00</b>	
<b>PERCENT EXPENDED:</b>				<b>31.6</b>	<b>PERCENT EXPENDED AND ENCUMBERED:</b>						<b>31.6</b>
<b>250 Dept Of Public Services</b>											
<b>251 Office Of The Director</b>											
2026	050	251	7100	1,301,430.00	1,301,430.00	835,295.45	466,134.55	.00	466,134.55	.00	
2026	050	251	7200	252,920.00	252,920.00	145,132.53	107,787.47	99,667.05	8,120.42	.00	
2026	050	251	7300	27,690.00	33,690.00	27,466.55	6,223.45	5,537.95	685.50	.00	
2026	050	251	7400	110,250.00	104,250.00	12,740.78	91,509.22	6,443.03	85,066.19	.00	
2026	050	251	7500	379,690.00	379,690.00	262,683.20	117,006.80	.00	117,006.80	.00	
<b>DIVISION TOTALS:</b>				<b>2,071,980.00</b>	<b>2,071,980.00</b>	<b>1,283,318.51</b>	<b>788,661.49</b>	<b>111,648.03</b>	<b>677,013.46</b>	<b>.00</b>	
<b>252 Traffic And Road Operations</b>											
2026	050	252	7200	500,000.00	415,000.00	415,000.00	.00	.00	.00	.00	
2026	050	252	7300	.00	85,000.00	84,339.72	660.28	.00	660.28	.00	
<b>DIVISION TOTALS:</b>				<b>500,000.00</b>	<b>500,000.00</b>	<b>499,339.72</b>	<b>660.28</b>	<b>.00</b>	<b>660.28</b>	<b>.00</b>	
<b>253 Div Of Neighborhood Operations</b>											
2026	050	253	7100	5,063,070.00	5,063,070.00	4,021,485.55	1,041,584.45	.00	1,041,584.45	.00	
2026	050	253	7200	5,087,740.00	5,235,240.00	3,114,969.01	2,120,270.99	1,395,101.13	725,169.86	.00	
2026	050	253	7300	589,290.00	589,290.00	491,985.38	97,304.62	34,334.96	62,969.66	.00	
2026	050	253	7400	8,590.00	13,090.00	10,028.79	3,061.21	2,101.21	960.00	.00	
2026	050	253	7500	1,923,780.00	1,923,780.00	1,634,371.34	289,408.66	.00	289,408.66	.00	
<b>DIVISION TOTALS:</b>				<b>12,672,470.00</b>	<b>12,824,470.00</b>	<b>9,272,840.07</b>	<b>3,551,629.93</b>	<b>1,431,537.30</b>	<b>2,120,092.63</b>	<b>.00</b>	

050 255  
 RUN DATE: 03/10/2026  
 RUN TIME: 08.23.58

CITY OF CINCINNATI - DEPARTMENT OF FINANCE  
 DIVISION OF ACCOUNTS AND AUDITS  
 STATEMENT OF BALANCES  
 APPROPRIATED FUNDS  
 AS OF 02 / 28 / 2026

PGM ID: CFSFA104  
 PAGE: 52

FY	FND	AGY	OBJT	ORIGINAL AUTHORIZATION	ADJUSTED AUTHORIZATION	EXPENDITURES AMOUNT	UNEXPENDED BALANCE	ENCUMBRANCE AMOUNT	UNENCUMBERED BALANCE	PRE-ENCUMBERED AMOUNT	
<b>255 Div Of City Facility Mgmt</b>											
2026	050	255	7100	152,710.00	152,710.00	93,641.07	59,068.93	.00	59,068.93	.00	
2026	050	255	7200	2,330,830.00	2,365,830.00	1,471,239.03	894,590.97	848,243.58	46,347.39	.00	
2026	050	255	7300	20,850.00	20,850.00	10,554.68	10,295.32	2,185.00	8,110.32	.00	
2026	050	255	7400	806,020.00	806,020.00	802,342.96	3,677.04	1,074.48	2,602.56	.00	
2026	050	255	7500	73,930.00	73,930.00	41,112.75	32,817.25	.00	32,817.25	.00	
<b>DIVISION TOTALS:</b>				<b>3,384,340.00</b>	<b>3,419,340.00</b>	<b>2,418,890.49</b>	<b>1,000,449.51</b>	<b>851,503.06</b>	<b>148,946.45</b>	<b>.00</b>	
<b>DEPARTMENT TOTALS:</b>				<b>18,628,790.00</b>	<b>18,815,790.00</b>	<b>13,474,388.79</b>	<b>5,341,401.21</b>	<b>2,394,688.39</b>	<b>2,946,712.82</b>	<b>.00</b>	
<b>PERCENT EXPENDED:</b>				<b>71.6</b>	<b>PERCENT EXPENDED AND ENCUMBERED:</b>						<b>84.3</b>
<b>270 Department Of Fire</b>											
<b>271 Fire - Response</b>											
2026	050	271	7100	92,921,650.00	92,921,650.00	66,764,460.25	26,157,189.75	.00	26,157,189.75	.00	
2026	050	271	7200	7,075,600.00	7,058,600.00	4,608,892.14	2,449,707.86	886,077.52	1,563,630.34	67,545.60	
2026	050	271	7300	2,473,170.00	2,408,170.00	1,507,064.13	901,105.87	469,844.06	431,261.81	.00	
2026	050	271	7400	1,157,500.00	1,240,500.00	1,234,883.99	5,616.01	1,624.04	3,991.97	.00	
2026	050	271	7500	38,117,090.00	38,117,090.00	27,352,085.98	10,765,004.02	.00	10,765,004.02	.00	
<b>DIVISION TOTALS:</b>				<b>141,745,010.00</b>	<b>141,746,010.00</b>	<b>101,467,386.49</b>	<b>40,278,623.51</b>	<b>1,357,545.62</b>	<b>38,921,077.89</b>	<b>67,545.60</b>	
<b>272 Fire - Support Services</b>											
2026	050	272	7100	11,702,900.00	10,979,900.00	7,282,316.00	3,697,584.00	.00	3,697,584.00	.00	
2026	050	272	7200	573,950.00	585,470.00	279,324.83	306,145.17	71,488.15	234,657.02	.00	
2026	050	272	7300	1,123,910.00	1,123,910.00	661,459.39	462,459.61	173,352.21	289,107.40	.00	
2026	050	272	7400	492,930.00	492,930.00	378,373.31	114,556.69	12,843.13	101,713.56	.00	
2026	050	272	7500	4,651,200.00	4,309,200.00	2,557,143.41	1,752,056.59	.00	1,752,056.59	.00	
<b>DIVISION TOTALS:</b>				<b>18,544,890.00</b>	<b>17,491,410.00</b>	<b>11,158,607.94</b>	<b>6,332,802.06</b>	<b>257,683.49</b>	<b>6,075,118.57</b>	<b>.00</b>	
<b>DEPARTMENT TOTALS:</b>				<b>160,289,900.00</b>	<b>159,237,420.00</b>	<b>112,625,994.43</b>	<b>46,611,425.57</b>	<b>1,615,229.11</b>	<b>44,996,196.46</b>	<b>67,545.60</b>	
<b>PERCENT EXPENDED:</b>				<b>70.7</b>	<b>PERCENT EXPENDED AND ENCUMBERED:</b>						<b>71.7</b>
<b>280</b>											
<b>281 Economic Inclusion</b>											
2026	050	281	7100	1,058,640.00	1,058,640.00	640,736.90	417,903.10	.00	417,903.10	.00	
2026	050	281	7200	25,690.00	245,900.00	13,673.69	232,226.31	115,000.00	117,226.31	.00	
2026	050	281	7300	26,210.00	20,210.00	1,327.47	18,882.53	.00	18,882.53	.00	
2026	050	281	7400	84,300.00	100,090.00	78,694.61	21,395.39	2,152.21	19,243.18	.00	
2026	050	281	7500	349,040.00	349,040.00	252,631.27	96,408.73	.00	96,408.73	.00	
<b>DIVISION TOTALS:</b>				<b>1,543,880.00</b>	<b>1,773,880.00</b>	<b>987,063.94</b>	<b>786,816.06</b>	<b>117,152.21</b>	<b>669,663.85</b>	<b>.00</b>	
<b>DEPARTMENT TOTALS:</b>				<b>1,543,880.00</b>	<b>1,773,880.00</b>	<b>987,063.94</b>	<b>786,816.06</b>	<b>117,152.21</b>	<b>669,663.85</b>	<b>.00</b>	
<b>PERCENT EXPENDED:</b>				<b>55.6</b>	<b>PERCENT EXPENDED AND ENCUMBERED:</b>						<b>62.2</b>
<b>910 Employee Benefits</b>											
<b>911 Contribution To City Pension</b>											
2026	050	911	7500	836,760.00	836,760.00	836,760.00	.00	.00	.00	.00	
<b>DIVISION TOTALS:</b>				<b>836,760.00</b>	<b>836,760.00</b>	<b>836,760.00</b>	<b>.00</b>	<b>.00</b>	<b>.00</b>	<b>.00</b>	
<b>915 Contribution to Total Benefit Arrangement</b>											
2026	050	915	7500	106,000.00	.00	.00	.00	.00	.00	.00	
<b>DIVISION TOTALS:</b>				<b>106,000.00</b>	<b>.00</b>	<b>.00</b>	<b>.00</b>	<b>.00</b>	<b>.00</b>	<b>.00</b>	

050 919  
 RUN DATE: 03/10/2026  
 RUN TIME: 08.23.58

CITY OF CINCINNATI - DEPARTMENT OF FINANCE  
 DIVISION OF ACCOUNTS AND AUDITS  
 STATEMENT OF BALANCES  
 APPROPRIATED FUNDS  
 AS OF 02 / 28 / 2026

PGM ID: CFSFA104  
 PAGE: 53

FY	FND	AGY	OBJT	ORIGINAL AUTHORIZATION	ADJUSTED AUTHORIZATION	EXPENDITURES AMOUNT	UNEXPENDED BALANCE	ENCUMBRANCE AMOUNT	UNENCUMBERED BALANCE	PRE-ENCUMBERED AMOUNT
<b>919 Public Employee Assistance</b>										
2026	050	919	7500	639,000.00	639,000.00	639,000.00	.00	.00	.00	.00
<b>DIVISION TOTALS:</b>				<b>639,000.00</b>	<b>639,000.00</b>	<b>639,000.00</b>	<b>.00</b>	<b>.00</b>	<b>.00</b>	<b>.00</b>
<b>DEPARTMENT TOTALS:</b>				<b>1,581,760.00</b>	<b>1,475,760.00</b>	<b>1,475,760.00</b>	<b>.00</b>	<b>.00</b>	<b>.00</b>	<b>.00</b>
<b>PERCENT EXPENDED:</b>				<b>100.0</b>	<b>PERCENT EXPENDED AND ENCUMBERED: 100.0</b>					
<b>920 Employee Benefits (Cont)</b>										
<b>921 Workers' Comp Insurance</b>										
2026	050	921	7500	5,176,660.00	5,176,660.00	5,176,660.00	.00	.00	.00	.00
<b>DIVISION TOTALS:</b>				<b>5,176,660.00</b>	<b>5,176,660.00</b>	<b>5,176,660.00</b>	<b>.00</b>	<b>.00</b>	<b>.00</b>	<b>.00</b>
<b>922 Police &amp; Fire Fighter's Ins</b>										
2026	050	922	7400	320,000.00	320,000.00	239,999.96	80,000.04	.00	80,000.04	.00
<b>DIVISION TOTALS:</b>				<b>320,000.00</b>	<b>320,000.00</b>	<b>239,999.96</b>	<b>80,000.04</b>	<b>.00</b>	<b>80,000.04</b>	<b>.00</b>
<b>923 State Unemployment Comp</b>										
2026	050	923	7500	150,000.00	150,000.00	68,679.39	81,320.61	43,432.76	37,887.85	.00
<b>DIVISION TOTALS:</b>				<b>150,000.00</b>	<b>150,000.00</b>	<b>68,679.39</b>	<b>81,320.61</b>	<b>43,432.76</b>	<b>37,887.85</b>	<b>.00</b>
<b>924 Lump Sum Payment</b>										
2026	050	924	7100	1,574,110.00	1,239,110.00	345,204.92	893,905.08	.00	893,905.08	.00
<b>DIVISION TOTALS:</b>				<b>1,574,110.00</b>	<b>1,239,110.00</b>	<b>345,204.92</b>	<b>893,905.08</b>	<b>.00</b>	<b>893,905.08</b>	<b>.00</b>
<b>928 Tuition Reimbursement</b>										
2026	050	928	7400	100,000.00	100,000.00	13,411.24	86,588.76	.00	86,588.76	.00
<b>DIVISION TOTALS:</b>				<b>100,000.00</b>	<b>100,000.00</b>	<b>13,411.24</b>	<b>86,588.76</b>	<b>.00</b>	<b>86,588.76</b>	<b>.00</b>
<b>DEPARTMENT TOTALS:</b>				<b>7,320,770.00</b>	<b>6,985,770.00</b>	<b>5,843,955.51</b>	<b>1,141,814.49</b>	<b>43,432.76</b>	<b>1,098,381.73</b>	<b>.00</b>
<b>PERCENT EXPENDED:</b>				<b>83.7</b>	<b>PERCENT EXPENDED AND ENCUMBERED: 84.3</b>					
<b>940 Govt'Al &amp; Prof'Al Services</b>										
<b>941 Audit And Examiner's Fees</b>										
2026	050	941	7200	439,000.00	439,000.00	216,940.00	222,060.00	208,800.00	13,260.00	.00
2026	050	941	7400	15,180.00	15,180.00	.00	15,180.00	.00	15,180.00	.00
<b>DIVISION TOTALS:</b>				<b>454,180.00</b>	<b>454,180.00</b>	<b>216,940.00</b>	<b>237,240.00</b>	<b>208,800.00</b>	<b>28,440.00</b>	<b>.00</b>
<b>942 Hamco Treasurer &amp; Auditor Fees</b>										
2026	050	942	7200	500,000.00	500,000.00	263,706.83	236,293.17	.00	236,293.17	.00
<b>DIVISION TOTALS:</b>				<b>500,000.00</b>	<b>500,000.00</b>	<b>263,706.83</b>	<b>236,293.17</b>	<b>.00</b>	<b>236,293.17</b>	<b>.00</b>
<b>944 General Fund Overhead</b>										
2026	050	944	7100	86,440.00	86,440.00	86,440.00	.00	.00	.00	.00
<b>DIVISION TOTALS:</b>				<b>86,440.00</b>	<b>86,440.00</b>	<b>86,440.00</b>	<b>.00</b>	<b>.00</b>	<b>.00</b>	<b>.00</b>
<b>946 Election Expense</b>										
2026	050	946	7200	50,000.00	50,000.00	.00	50,000.00	.00	50,000.00	.00
2026	050	946	7400	510,000.00	510,000.00	.00	510,000.00	.00	510,000.00	.00
<b>DIVISION TOTALS:</b>				<b>560,000.00</b>	<b>560,000.00</b>	<b>.00</b>	<b>560,000.00</b>	<b>.00</b>	<b>560,000.00</b>	<b>.00</b>
<b>947 CRA Applicaiton Fee Waiver</b>										
2026	050	947	7200	15,000.00	15,000.00	250.00	14,750.00	.00	14,750.00	.00
<b>DIVISION TOTALS:</b>				<b>15,000.00</b>	<b>15,000.00</b>	<b>250.00</b>	<b>14,750.00</b>	<b>.00</b>	<b>14,750.00</b>	<b>.00</b>
<b>DEPARTMENT TOTALS:</b>				<b>1,615,620.00</b>	<b>1,615,620.00</b>	<b>567,336.83</b>	<b>1,048,283.17</b>	<b>208,800.00</b>	<b>839,483.17</b>	<b>.00</b>
<b>PERCENT EXPENDED:</b>				<b>35.1</b>	<b>PERCENT EXPENDED AND ENCUMBERED: 48.0</b>					

050 951  
 RUN DATE: 03/10/2026  
 RUN TIME: 08.23.58

CITY OF CINCINNATI - DEPARTMENT OF FINANCE  
 DIVISION OF ACCOUNTS AND AUDITS  
 STATEMENT OF BALANCES  
 APPROPRIATED FUNDS  
 AS OF 02 / 28 / 2026

PGM ID: CFSFA104  
 PAGE: 54

FY	FND	AGY	OBJT	ORIGINAL AUTHORIZATION	ADJUSTED AUTHORIZATION	EXPENDITURES AMOUNT	UNEXPENDED BALANCE	ENCUMBRANCE AMOUNT	UNENCUMBERED BALANCE	PRE-ENCUMBERED AMOUNT	
<b>950 Miscellaneous Accounts</b>											
<b>951 Judgments Against The City</b>											
2026	050	951	7400	900,000.00	900,000.00	.00	900,000.00	900,000.00	.00	.00	
<b>DIVISION TOTALS:</b>				<b>900,000.00</b>	<b>900,000.00</b>	<b>.00</b>	<b>900,000.00</b>	<b>900,000.00</b>	<b>.00</b>	<b>.00</b>	
<b>952 Enterprise Software and Licenses</b>											
2026	050	952	7200	1,871,610.00	1,260,949.00	507,046.02	753,902.98	.00	753,902.98	.00	
2026	050	952	7300	565,220.00	365,220.00	13,332.00	351,888.00	.00	351,888.00	.00	
2026	050	952	7400	10,246,900.00	10,689,298.00	9,385,489.13	1,303,808.87	750,111.99	553,696.88	419,968.84	
<b>DIVISION TOTALS:</b>				<b>12,683,730.00</b>	<b>12,315,467.00</b>	<b>9,905,867.15</b>	<b>2,409,599.85</b>	<b>750,111.99</b>	<b>1,659,487.86</b>	<b>419,968.84</b>	
<b>953 Memberships &amp; Publications</b>											
2026	050	953	7200	175,000.00	200,000.00	121,440.00	78,560.00	53,560.00	25,000.00	.00	
2026	050	953	7400	90,000.00	90,000.00	5,200.00	84,800.00	.00	84,800.00	.00	
<b>DIVISION TOTALS:</b>				<b>265,000.00</b>	<b>290,000.00</b>	<b>126,640.00</b>	<b>163,360.00</b>	<b>53,560.00</b>	<b>109,800.00</b>	<b>.00</b>	
<b>959 Manager's Office Obligations</b>											
2026	050	959	7200	283,200.00	225,600.00	14,931.64	210,668.36	19,908.95	190,759.41	.00	
2026	050	959	7300	3,000.00	38,400.00	35,945.92	2,454.08	2,124.00	330.08	.00	
2026	050	959	7400	.00	22,200.00	22,186.46	13.54	.00	13.54	.00	
<b>DIVISION TOTALS:</b>				<b>286,200.00</b>	<b>286,200.00</b>	<b>73,064.02</b>	<b>213,135.98</b>	<b>22,032.95</b>	<b>191,103.03</b>	<b>.00</b>	
<b>DEPARTMENT TOTALS:</b>				<b>14,134,930.00</b>	<b>13,791,667.00</b>	<b>10,105,571.17</b>	<b>3,686,095.83</b>	<b>1,725,704.94</b>	<b>1,960,390.89</b>	<b>419,968.84</b>	
<b>PERCENT EXPENDED:</b>				<b>73.3</b>	<b>PERCENT EXPENDED AND ENCUMBERED:</b>						<b>85.8</b>
<b>960 Miscellaneous Accounts (Cont)</b>											
<b>963 Spec'l Improv District</b>											
2026	050	963	7200	10,000.00	10,000.00	1,185.20	8,814.80	.00	8,814.80	.00	
<b>DIVISION TOTALS:</b>				<b>10,000.00</b>	<b>10,000.00</b>	<b>1,185.20</b>	<b>8,814.80</b>	<b>.00</b>	<b>8,814.80</b>	<b>.00</b>	
<b>968 Port Authority Gr Cinti Dev</b>											
2026	050	968	7200	700,000.00	800,000.00	700,000.00	100,000.00	.00	100,000.00	.00	
<b>DIVISION TOTALS:</b>				<b>700,000.00</b>	<b>800,000.00</b>	<b>700,000.00</b>	<b>100,000.00</b>	<b>.00</b>	<b>100,000.00</b>	<b>.00</b>	
<b>DEPARTMENT TOTALS:</b>				<b>710,000.00</b>	<b>810,000.00</b>	<b>701,185.20</b>	<b>108,814.80</b>	<b>.00</b>	<b>108,814.80</b>	<b>.00</b>	
<b>PERCENT EXPENDED:</b>				<b>86.6</b>	<b>PERCENT EXPENDED AND ENCUMBERED:</b>						<b>86.6</b>
<b>101 Water Works FUND</b>											
<b>300 Department Of Water Works</b>											
<b>301 Water Works, Business Service</b>											
2026	101	301	7100	8,494,760.00	8,494,760.00	4,916,323.14	3,578,436.86	.00	3,578,436.86	.00	
2026	101	301	7200	2,143,090.00	2,143,090.00	729,326.59	1,413,763.41	500,185.86	913,577.55	500,000.00	
2026	101	301	7300	208,150.00	208,150.00	87,716.11	120,433.89	48,336.19	72,097.70	15,588.38	
2026	101	301	7400	1,547,170.00	1,547,170.00	490,319.00	1,056,851.00	188,869.12	867,981.88	.00	
2026	101	301	7500	3,015,130.00	3,015,130.00	1,716,945.81	1,298,184.19	.00	1,298,184.19	.00	
<b>DIVISION TOTALS:</b>				<b>15,408,300.00</b>	<b>15,408,300.00</b>	<b>7,940,630.65</b>	<b>7,467,669.35</b>	<b>737,391.17</b>	<b>6,730,278.18</b>	<b>515,588.38</b>	
<b>302 Water Works, Commercial Services</b>											
2026	101	302	7100	7,589,420.00	7,589,420.00	4,650,961.83	2,938,458.17	.00	2,938,458.17	.00	
2026	101	302	7200	4,405,930.00	4,405,930.00	1,561,355.02	2,844,574.98	1,782,883.61	1,061,691.37	.00	
2026	101	302	7300	979,300.00	979,300.00	757,947.44	221,352.56	59,311.25	162,041.31	.00	
2026	101	302	7400	33,480.00	33,480.00	6,544.14	26,935.86	3,790.50	23,145.36	.00	
2026	101	302	7500	2,989,440.00	2,989,440.00	1,867,714.01	1,121,725.99	.00	1,121,725.99	.00	
<b>DIVISION TOTALS:</b>				<b>15,997,570.00</b>	<b>15,997,570.00</b>	<b>8,844,522.44</b>	<b>7,153,047.56</b>	<b>1,845,985.36</b>	<b>5,307,062.20</b>	<b>.00</b>	

101 303  
 RUN DATE: 03/10/2026  
 RUN TIME: 08.23.58

CITY OF CINCINNATI - DEPARTMENT OF FINANCE  
 DIVISION OF ACCOUNTS AND AUDITS  
 STATEMENT OF BALANCES  
 APPROPRIATED FUNDS  
 AS OF 02 / 28 / 2026

PGM ID: CFSFA104  
 PAGE: 55

FY	FND	AGY	OBJT	ORIGINAL AUTHORIZATION	ADJUSTED AUTHORIZATION	EXPENDITURES AMOUNT	UNEXPENDED BALANCE	ENCUMBRANCE AMOUNT	UNENCUMBERED BALANCE	PRE-ENCUMBERED AMOUNT	
<b>303 Water Works, Div Of Supply</b>											
2026	101	303	7100	11,058,550.00	11,058,550.00	5,980,306.98	5,078,243.02	.00	5,078,243.02	.00	
2026	101	303	7200	14,630,440.00	13,780,440.00	7,360,117.04	6,420,322.96	5,504,748.85	915,574.11	137,742.31	
2026	101	303	7300	1,985,400.00	2,835,400.00	1,546,770.78	1,288,629.22	820,756.67	467,872.55	104,390.89	
2026	101	303	7400	171,210.00	171,210.00	60,580.59	110,629.41	20,550.98	90,078.43	.00	
2026	101	303	7500	4,439,560.00	4,439,560.00	2,327,586.25	2,111,973.75	.00	2,111,973.75	.00	
<b>DIVISION TOTALS:</b>				<b>32,285,160.00</b>	<b>32,285,160.00</b>	<b>17,275,361.64</b>	<b>15,009,798.36</b>	<b>6,346,056.50</b>	<b>8,663,741.86</b>	<b>242,133.20</b>	
<b>304 Water Works, Div Of Distribution</b>											
2026	101	304	7100	11,227,570.00	11,227,570.00	7,108,261.63	4,119,308.37	.00	4,119,308.37	.00	
2026	101	304	7200	5,966,480.00	5,966,480.00	3,253,248.91	2,713,231.09	2,439,850.53	273,380.56	1,000,000.00	
2026	101	304	7300	2,965,390.00	2,965,390.00	2,064,367.39	901,022.61	537,202.56	363,820.05	.00	
2026	101	304	7400	47,060.00	47,060.00	5,326.09	41,733.91	.00	41,733.91	.00	
2026	101	304	7500	4,612,840.00	4,612,840.00	2,415,557.20	2,197,282.80	.00	2,197,282.80	.00	
<b>DIVISION TOTALS:</b>				<b>24,819,340.00</b>	<b>24,819,340.00</b>	<b>14,846,761.22</b>	<b>9,972,578.78</b>	<b>2,977,053.09</b>	<b>6,995,525.69</b>	<b>1,000,000.00</b>	
<b>305 Div Of Wtr Quality &amp; Treatment</b>											
2026	101	305	7100	4,003,420.00	4,003,420.00	2,456,578.95	1,546,841.05	.00	1,546,841.05	.00	
2026	101	305	7200	943,360.00	943,360.00	281,436.25	661,923.75	266,876.86	395,046.89	.00	
2026	101	305	7300	6,452,210.00	6,452,210.00	4,262,090.44	2,190,119.56	290,783.69	1,899,335.87	.00	
2026	101	305	7400	100,370.00	100,370.00	63,875.87	36,494.13	7,781.00	28,713.13	.00	
2026	101	305	7500	1,464,900.00	1,464,900.00	915,950.80	548,949.20	.00	548,949.20	.00	
<b>DIVISION TOTALS:</b>				<b>12,964,260.00</b>	<b>12,964,260.00</b>	<b>7,979,932.31</b>	<b>4,984,327.69</b>	<b>565,441.55</b>	<b>4,418,886.14</b>	<b>.00</b>	
<b>306 Water Works, Div Of Engineering</b>											
2026	101	306	7100	6,103,800.00	6,103,800.00	2,205,294.22	3,898,505.78	.00	3,898,505.78	.00	
2026	101	306	7200	1,446,860.00	1,446,860.00	368,953.42	1,077,906.58	.00	1,077,906.58	.00	
2026	101	306	7300	127,050.00	127,050.00	48,926.68	78,123.32	18,909.06	59,214.26	.00	
2026	101	306	7400	88,010.00	88,010.00	42,523.95	45,486.05	.00	45,486.05	.00	
2026	101	306	7500	2,171,330.00	2,171,330.00	924,036.77	1,247,293.23	.00	1,247,293.23	.00	
<b>DIVISION TOTALS:</b>				<b>9,937,050.00</b>	<b>9,937,050.00</b>	<b>3,589,735.04</b>	<b>6,347,314.96</b>	<b>18,909.06</b>	<b>6,328,405.90</b>	<b>.00</b>	
<b>307 Water Works, Div Of Info Tech</b>											
2026	101	307	7100	4,471,690.00	4,471,690.00	2,795,393.98	1,676,296.02	.00	1,676,296.02	.00	
2026	101	307	7200	2,370,490.00	2,370,490.00	806,590.86	1,563,899.14	684,638.06	879,261.08	.00	
2026	101	307	7300	208,200.00	208,200.00	20,354.40	187,845.60	34,392.26	153,453.34	.00	
2026	101	307	7400	4,236,560.00	4,236,560.00	1,125,026.79	3,111,533.21	1,380,786.97	1,730,746.24	.00	
2026	101	307	7500	1,374,890.00	1,374,890.00	913,343.51	461,546.49	.00	461,546.49	.00	
<b>DIVISION TOTALS:</b>				<b>12,661,830.00</b>	<b>12,661,830.00</b>	<b>5,660,709.54</b>	<b>7,001,120.46</b>	<b>2,099,817.29</b>	<b>4,901,303.17</b>	<b>.00</b>	
<b>309 Water Works Debt Service</b>											
2026	101	309	7700	47,499,000.00	47,499,000.00	29,514,935.49	17,984,064.51	28,750.00	17,955,314.51	.00	
<b>DIVISION TOTALS:</b>				<b>47,499,000.00</b>	<b>47,499,000.00</b>	<b>29,514,935.49</b>	<b>17,984,064.51</b>	<b>28,750.00</b>	<b>17,955,314.51</b>	<b>.00</b>	
<b>DEPARTMENT TOTALS:</b>				<b>171,572,510.00</b>	<b>171,572,510.00</b>	<b>95,652,588.33</b>	<b>75,919,921.67</b>	<b>14,619,404.02</b>	<b>61,300,517.65</b>	<b>1,757,721.58</b>	
<b>PERCENT EXPENDED:</b>				<b>55.8</b>	<b>PERCENT EXPENDED AND ENCUMBERED:</b>						<b>64.3</b>
<b>910 Employee Benefits</b>											
<b>911 Contribution To City Pension</b>											
2026	101	911	7500	533,030.00	533,030.00	533,030.00	.00	.00	.00	.00	
2026	101	911	7700	332,410.00	332,410.00	288,090.65	44,319.35	.00	44,319.35	.00	
<b>DIVISION TOTALS:</b>				<b>865,440.00</b>	<b>865,440.00</b>	<b>821,120.65</b>	<b>44,319.35</b>	<b>.00</b>	<b>44,319.35</b>	<b>.00</b>	

101 919  
 RUN DATE: 03/10/2026  
 RUN TIME: 08.23.58

CITY OF CINCINNATI - DEPARTMENT OF FINANCE  
 DIVISION OF ACCOUNTS AND AUDITS  
 STATEMENT OF BALANCES  
 APPROPRIATED FUNDS  
 AS OF 02 / 28 / 2026

PGM ID: CFSFA104  
 PAGE: 56

FY	FND	AGY	OBJT	ORIGINAL AUTHORIZATION	ADJUSTED AUTHORIZATION	EXPENDITURES AMOUNT	UNEXPENDED BALANCE	ENCUMBRANCE AMOUNT	UNENCUMBERED BALANCE	PRE-ENCUMBERED AMOUNT	
<b>919 Public Employee Assistance</b>											
2026	101	919	7500	95,900.00	95,900.00	79,020.00	16,880.00	.00	16,880.00	.00	
<b>DIVISION TOTALS:</b>				<b>95,900.00</b>	<b>95,900.00</b>	<b>79,020.00</b>	<b>16,880.00</b>	<b>.00</b>	<b>16,880.00</b>	<b>.00</b>	
<b>DEPARTMENT TOTALS:</b>				<b>961,340.00</b>	<b>961,340.00</b>	<b>900,140.65</b>	<b>61,199.35</b>	<b>.00</b>	<b>61,199.35</b>	<b>.00</b>	
<b>PERCENT EXPENDED:</b>				<b>93.6</b>	<b>PERCENT EXPENDED AND ENCUMBERED:</b>						<b>93.6</b>
<b>920 Employee Benefits (Cont)</b>											
<b>921 Workers' Comp Insurance</b>											
2026	101	921	7500	1,633,560.00	1,633,560.00	734,706.29	898,853.71	.00	898,853.71	.00	
<b>DIVISION TOTALS:</b>				<b>1,633,560.00</b>	<b>1,633,560.00</b>	<b>734,706.29</b>	<b>898,853.71</b>	<b>.00</b>	<b>898,853.71</b>	<b>.00</b>	
<b>DEPARTMENT TOTALS:</b>				<b>1,633,560.00</b>	<b>1,633,560.00</b>	<b>734,706.29</b>	<b>898,853.71</b>	<b>.00</b>	<b>898,853.71</b>	<b>.00</b>	
<b>PERCENT EXPENDED:</b>				<b>45.0</b>	<b>PERCENT EXPENDED AND ENCUMBERED:</b>						<b>45.0</b>
<b>940 Govt'Al &amp; Prof'Al Services</b>											
<b>944 General Fund Overhead</b>											
2026	101	944	7100	49,400.00	49,400.00	49,400.00	.00	.00	.00	.00	
2026	101	944	7200	5,409,350.00	5,409,350.00	4,933,516.84	475,833.16	.00	475,833.16	.00	
<b>DIVISION TOTALS:</b>				<b>5,458,750.00</b>	<b>5,458,750.00</b>	<b>4,982,916.84</b>	<b>475,833.16</b>	<b>.00</b>	<b>475,833.16</b>	<b>.00</b>	
<b>DEPARTMENT TOTALS:</b>				<b>5,458,750.00</b>	<b>5,458,750.00</b>	<b>4,982,916.84</b>	<b>475,833.16</b>	<b>.00</b>	<b>475,833.16</b>	<b>.00</b>	
<b>PERCENT EXPENDED:</b>				<b>91.3</b>	<b>PERCENT EXPENDED AND ENCUMBERED:</b>						<b>91.3</b>
<b>102 Parking System Facilities FUND</b>											
<b>130 Department Of Finance</b>											
<b>134 Finance, Treasury</b>											
2026	102	134	7100	18,700.00	18,700.00	9,350.00	9,350.00	.00	9,350.00	.00	
2026	102	134	7200	28,340.00	28,340.00	.00	28,340.00	.00	28,340.00	.00	
2026	102	134	7500	8,840.00	8,840.00	4,420.00	4,420.00	.00	4,420.00	.00	
<b>DIVISION TOTALS:</b>				<b>55,880.00</b>	<b>55,880.00</b>	<b>13,770.00</b>	<b>42,110.00</b>	<b>.00</b>	<b>42,110.00</b>	<b>.00</b>	
<b>DEPARTMENT TOTALS:</b>				<b>55,880.00</b>	<b>55,880.00</b>	<b>13,770.00</b>	<b>42,110.00</b>	<b>.00</b>	<b>42,110.00</b>	<b>.00</b>	
<b>PERCENT EXPENDED:</b>				<b>24.6</b>	<b>PERCENT EXPENDED AND ENCUMBERED:</b>						<b>24.6</b>
<b>240 Dept. Of Enterprise Services</b>											
<b>248 Div Of Parking Facilities</b>											
2026	102	248	7100	375,350.00	375,350.00	177,013.91	198,336.09	.00	198,336.09	.00	
2026	102	248	7200	3,408,950.00	3,408,950.00	1,669,582.96	1,739,367.04	1,421,205.37	318,161.67	.00	
2026	102	248	7300	28,710.00	28,710.00	1,184.85	27,525.15	918.15	26,607.00	.00	
2026	102	248	7400	1,517,110.00	1,517,110.00	586,267.35	930,842.65	90,670.00	840,172.65	.00	
2026	102	248	7500	144,920.00	144,920.00	62,832.39	82,087.61	.00	82,087.61	.00	
2026	102	248	7700	1,697,420.00	1,697,420.00	804,825.00	892,595.00	.00	892,595.00	.00	
<b>DIVISION TOTALS:</b>				<b>7,172,460.00</b>	<b>7,172,460.00</b>	<b>3,301,706.46</b>	<b>3,870,753.54</b>	<b>1,512,793.52</b>	<b>2,357,960.02</b>	<b>.00</b>	
<b>DEPARTMENT TOTALS:</b>				<b>7,172,460.00</b>	<b>7,172,460.00</b>	<b>3,301,706.46</b>	<b>3,870,753.54</b>	<b>1,512,793.52</b>	<b>2,357,960.02</b>	<b>.00</b>	
<b>PERCENT EXPENDED:</b>				<b>46.0</b>	<b>PERCENT EXPENDED AND ENCUMBERED:</b>						<b>67.1</b>
<b>910 Employee Benefits</b>											
<b>911 Contribution To City Pension</b>											
2026	102	911	7500	13,170.00	13,170.00	13,170.00	.00	.00	.00	.00	
2026	102	911	7700	34,830.00	34,830.00	30,178.26	4,651.74	.00	4,651.74	.00	
<b>DIVISION TOTALS:</b>				<b>48,000.00</b>	<b>48,000.00</b>	<b>43,348.26</b>	<b>4,651.74</b>	<b>.00</b>	<b>4,651.74</b>	<b>.00</b>	

102 919  
 RUN DATE: 03/10/2026  
 RUN TIME: 08.23.58

CITY OF CINCINNATI - DEPARTMENT OF FINANCE  
 DIVISION OF ACCOUNTS AND AUDITS  
 STATEMENT OF BALANCES  
 APPROPRIATED FUNDS  
 AS OF 02 / 28 / 2026

PGM ID: CFSFA104  
 PAGE: 57

FY	FND	AGY	OBJT	ORIGINAL AUTHORIZATION	ADJUSTED AUTHORIZATION	EXPENDITURES AMOUNT	UNEXPENDED BALANCE	ENCUMBRANCE AMOUNT	UNENCUMBERED BALANCE	PRE-ENCUMBERED AMOUNT	
<b>919 Public Employee Assistance</b>											
2026	102	919	7500	800.00	800.00	646.00	154.00	.00	154.00	.00	
<b>DIVISION TOTALS:</b>				<b>800.00</b>	<b>800.00</b>	<b>646.00</b>	<b>154.00</b>	<b>.00</b>	<b>154.00</b>	<b>.00</b>	
<b>DEPARTMENT TOTALS:</b>				<b>48,800.00</b>	<b>48,800.00</b>	<b>43,994.26</b>	<b>4,805.74</b>	<b>.00</b>	<b>4,805.74</b>	<b>.00</b>	
<b>PERCENT EXPENDED:</b>				<b>90.2</b>	<b>PERCENT EXPENDED AND ENCUMBERED:</b>						<b>90.2</b>
<b>920 Employee Benefits (Cont)</b>											
<b>921 Workers' Comp Insurance</b>											
2026	102	921	7500	6,440.00	6,440.00	6,236.15	203.85	.00	203.85	.00	
<b>DIVISION TOTALS:</b>				<b>6,440.00</b>	<b>6,440.00</b>	<b>6,236.15</b>	<b>203.85</b>	<b>.00</b>	<b>203.85</b>	<b>.00</b>	
<b>DEPARTMENT TOTALS:</b>				<b>6,440.00</b>	<b>6,440.00</b>	<b>6,236.15</b>	<b>203.85</b>	<b>.00</b>	<b>203.85</b>	<b>.00</b>	
<b>PERCENT EXPENDED:</b>				<b>96.8</b>	<b>PERCENT EXPENDED AND ENCUMBERED:</b>						<b>96.8</b>
<b>940 Govt'Al &amp; Prof'Al Services</b>											
<b>944 General Fund Overhead</b>											
2026	102	944	7100	280.00	280.00	280.00	.00	.00	.00	.00	
2026	102	944	7200	40,840.00	40,840.00	40,840.00	.00	.00	.00	.00	
<b>DIVISION TOTALS:</b>				<b>41,120.00</b>	<b>41,120.00</b>	<b>41,120.00</b>	<b>.00</b>	<b>.00</b>	<b>.00</b>	<b>.00</b>	
<b>DEPARTMENT TOTALS:</b>				<b>41,120.00</b>	<b>41,120.00</b>	<b>41,120.00</b>	<b>.00</b>	<b>.00</b>	<b>.00</b>	<b>.00</b>	
<b>PERCENT EXPENDED:</b>				<b>100.0</b>	<b>PERCENT EXPENDED AND ENCUMBERED:</b>						<b>100.0</b>
<b>960 Miscellaneous Accounts (Cont)</b>											
<b>966 Cincinnati Music Hall</b>											
2026	102	966	7400	100,000.00	100,000.00	.00	100,000.00	.00	100,000.00	.00	
<b>DIVISION TOTALS:</b>				<b>100,000.00</b>	<b>100,000.00</b>	<b>.00</b>	<b>100,000.00</b>	<b>.00</b>	<b>100,000.00</b>	<b>.00</b>	
<b>DEPARTMENT TOTALS:</b>				<b>100,000.00</b>	<b>100,000.00</b>	<b>.00</b>	<b>100,000.00</b>	<b>.00</b>	<b>100,000.00</b>	<b>.00</b>	
<b>PERCENT EXPENDED:</b>				<b>.0</b>	<b>PERCENT EXPENDED AND ENCUMBERED:</b>						<b>.0</b>
<b>103 Convention-Exposition Center FUND</b>											
<b>240 Dept. Of Enterprise Services</b>											
<b>243 Duke Energy Center</b>											
2026	103	243	7100	90,000.00	90,000.00	1,152.82	88,847.18	.00	88,847.18	.00	
2026	103	243	7200	6,539,470.00	6,539,470.00	1,506,272.15	5,033,197.85	5,033,197.85	.00	.00	
2026	103	243	7400	222,200.00	2,022,200.00	44,556.00	1,977,644.00	1,600,000.00	377,644.00	.00	
2026	103	243	7500	40,000.00	40,000.00	410.52	39,589.48	.00	39,589.48	.00	
2026	103	243	7700	286,640.00	286,640.00	254,179.36	32,460.64	.00	32,460.64	.00	
<b>DIVISION TOTALS:</b>				<b>7,178,310.00</b>	<b>8,978,310.00</b>	<b>1,806,570.85</b>	<b>7,171,739.15</b>	<b>6,633,197.85</b>	<b>538,541.30</b>	<b>.00</b>	
<b>DEPARTMENT TOTALS:</b>				<b>7,178,310.00</b>	<b>8,978,310.00</b>	<b>1,806,570.85</b>	<b>7,171,739.15</b>	<b>6,633,197.85</b>	<b>538,541.30</b>	<b>.00</b>	
<b>PERCENT EXPENDED:</b>				<b>20.1</b>	<b>PERCENT EXPENDED AND ENCUMBERED:</b>						<b>94.0</b>
<b>990 Reserve For Contingencies</b>											
<b>990 Reserve For Contingencies</b>											
2026	103	990	7200	300,000.00	300,000.00	.00	300,000.00	.00	300,000.00	.00	
<b>DIVISION TOTALS:</b>				<b>300,000.00</b>	<b>300,000.00</b>	<b>.00</b>	<b>300,000.00</b>	<b>.00</b>	<b>300,000.00</b>	<b>.00</b>	
<b>DEPARTMENT TOTALS:</b>				<b>300,000.00</b>	<b>300,000.00</b>	<b>.00</b>	<b>300,000.00</b>	<b>.00</b>	<b>300,000.00</b>	<b>.00</b>	
<b>PERCENT EXPENDED:</b>				<b>.0</b>	<b>PERCENT EXPENDED AND ENCUMBERED:</b>						<b>.0</b>

104 234  
 RUN DATE: 03/10/2026  
 RUN TIME: 08.23.58

CITY OF CINCINNATI - DEPARTMENT OF FINANCE  
 DIVISION OF ACCOUNTS AND AUDITS  
 STATEMENT OF BALANCES  
 APPROPRIATED FUNDS  
 AS OF 02 / 28 / 2026

PGM ID: CFSFA104  
 PAGE: 58

FY	FND	AGY	OBJT	ORIGINAL AUTHORIZATION	ADJUSTED AUTHORIZATION	EXPENDITURES AMOUNT	UNEXPENDED BALANCE	ENCUMBRANCE AMOUNT	UNENCUMBERED BALANCE	PRE-ENCUMBERED AMOUNT	
<b>104 General Aviation FUND</b>											
<b>230 Dept Of Transportation &amp; Engin</b>											
<b>234 Div Of Aviation</b>											
2026	104	234	7100	1,009,320.00	1,009,320.00	654,680.57	354,639.43	.00	354,639.43	.00	
2026	104	234	7200	591,430.00	591,430.00	330,753.75	260,676.25	212,105.60	48,570.65	1.00	
2026	104	234	7300	136,000.00	136,000.00	47,386.77	88,613.23	43,304.96	45,308.27	.00	
2026	104	234	7400	222,300.00	222,300.00	3,483.29	218,816.71	5,536.27	213,280.44	.00	
2026	104	234	7500	388,020.00	388,020.00	221,977.35	166,042.65	.00	166,042.65	.00	
2026	104	234	7700	41,440.00	41,440.00	40,282.44	1,157.56	.00	1,157.56	.00	
<b>DIVISION TOTALS:</b>				<b>2,388,510.00</b>	<b>2,388,510.00</b>	<b>1,298,564.17</b>	<b>1,089,945.83</b>	<b>260,946.83</b>	<b>828,999.00</b>	<b>1.00</b>	
<b>DEPARTMENT TOTALS:</b>				<b>2,388,510.00</b>	<b>2,388,510.00</b>	<b>1,298,564.17</b>	<b>1,089,945.83</b>	<b>260,946.83</b>	<b>828,999.00</b>	<b>1.00</b>	
<b>PERCENT EXPENDED:</b>				<b>54.4</b>	<b>PERCENT EXPENDED AND ENCUMBERED:</b>						<b>65.3</b>
<b>910 Employee Benefits</b>											
<b>911 Contribution To City Pension</b>											
2026	104	911	7500	7,780.00	7,780.00	7,780.00	.00	.00	.00	.00	
<b>DIVISION TOTALS:</b>				<b>7,780.00</b>	<b>7,780.00</b>	<b>7,780.00</b>	<b>.00</b>	<b>.00</b>	<b>.00</b>	<b>.00</b>	
<b>919 Public Employee Assistance</b>											
2026	104	919	7500	1,900.00	1,900.00	1,768.18	131.82	.00	131.82	.00	
<b>DIVISION TOTALS:</b>				<b>1,900.00</b>	<b>1,900.00</b>	<b>1,768.18</b>	<b>131.82</b>	<b>.00</b>	<b>131.82</b>	<b>.00</b>	
<b>DEPARTMENT TOTALS:</b>				<b>9,680.00</b>	<b>9,680.00</b>	<b>9,548.18</b>	<b>131.82</b>	<b>.00</b>	<b>131.82</b>	<b>.00</b>	
<b>PERCENT EXPENDED:</b>				<b>98.6</b>	<b>PERCENT EXPENDED AND ENCUMBERED:</b>						<b>98.6</b>
<b>920 Employee Benefits (Cont)</b>											
<b>921 Workers' Comp Insurance</b>											
2026	104	921	7500	16,110.00	16,110.00	16,110.00	.00	.00	.00	.00	
<b>DIVISION TOTALS:</b>				<b>16,110.00</b>	<b>16,110.00</b>	<b>16,110.00</b>	<b>.00</b>	<b>.00</b>	<b>.00</b>	<b>.00</b>	
<b>DEPARTMENT TOTALS:</b>				<b>16,110.00</b>	<b>16,110.00</b>	<b>16,110.00</b>	<b>.00</b>	<b>.00</b>	<b>.00</b>	<b>.00</b>	
<b>PERCENT EXPENDED:</b>				<b>100.0</b>	<b>PERCENT EXPENDED AND ENCUMBERED:</b>						<b>100.0</b>
<b>940 Govt'Al &amp; Prof'Al Services</b>											
<b>944 General Fund Overhead</b>											
2026	104	944	7100	850.00	850.00	850.00	.00	.00	.00	.00	
2026	104	944	7200	102,160.00	102,160.00	102,160.00	.00	.00	.00	.00	
<b>DIVISION TOTALS:</b>				<b>103,010.00</b>	<b>103,010.00</b>	<b>103,010.00</b>	<b>.00</b>	<b>.00</b>	<b>.00</b>	<b>.00</b>	
<b>DEPARTMENT TOTALS:</b>				<b>103,010.00</b>	<b>103,010.00</b>	<b>103,010.00</b>	<b>.00</b>	<b>.00</b>	<b>.00</b>	<b>.00</b>	
<b>PERCENT EXPENDED:</b>				<b>100.0</b>	<b>PERCENT EXPENDED AND ENCUMBERED:</b>						<b>100.0</b>
<b>105 Municipal Golf FUND</b>											
<b>190 Dept Of Public Recreation</b>											
<b>195 Recreation Golf</b>											
2026	105	195	7100	214,260.00	214,260.00	104,301.18	109,958.82	.00	109,958.82	.00	
2026	105	195	7200	6,471,670.00	6,860,670.00	4,944,252.43	1,916,417.57	1,508,325.13	408,092.44	.00	
2026	105	195	7300	163,090.00	163,090.00	121,565.76	41,524.24	.00	41,524.24	.00	
2026	105	195	7400	94,540.00	185,540.00	101,331.27	84,208.73	15,345.34	68,863.39	.00	
2026	105	195	7500	73,570.00	73,570.00	37,651.94	35,918.06	.00	35,918.06	.00	
2026	105	195	7700	751,770.00	751,770.00	503,497.18	248,272.82	.00	248,272.82	.00	
<b>DIVISION TOTALS:</b>				<b>7,768,900.00</b>	<b>8,248,900.00</b>	<b>5,812,599.76</b>	<b>2,436,300.24</b>	<b>1,523,670.47</b>	<b>912,629.77</b>	<b>.00</b>	

105 199  
 RUN DATE: 03/10/2026  
 RUN TIME: 08.23.58

CITY OF CINCINNATI - DEPARTMENT OF FINANCE  
 DIVISION OF ACCOUNTS AND AUDITS  
 STATEMENT OF BALANCES  
 APPROPRIATED FUNDS  
 AS OF 02 / 28 / 2026

PGM ID: CFSFA104  
 PAGE: 59

FY	FND	AGY	OBJT	ORIGINAL AUTHORIZATION	ADJUSTED AUTHORIZATION	EXPENDITURES AMOUNT	UNEXPENDED BALANCE	ENCUMBRANCE AMOUNT	UNENCUMBERED BALANCE	PRE-ENCUMBERED AMOUNT	
<b>199 Recreation Administration</b>											
2026	105	199	7100	53,040.00	53,040.00	31,165.61	21,874.39	.00	21,874.39	.00	
2026	105	199	7500	21,530.00	21,530.00	10,814.86	10,715.14	.00	10,715.14	.00	
<b>DIVISION TOTALS:</b>				<b>74,570.00</b>	<b>74,570.00</b>	<b>41,980.47</b>	<b>32,589.53</b>	<b>.00</b>	<b>32,589.53</b>	<b>.00</b>	
<b>DEPARTMENT TOTALS:</b>				<b>7,843,470.00</b>	<b>8,323,470.00</b>	<b>5,854,580.23</b>	<b>2,468,889.77</b>	<b>1,523,670.47</b>	<b>945,219.30</b>	<b>.00</b>	
<b>PERCENT EXPENDED:</b>				<b>70.3</b>	<b>PERCENT EXPENDED AND ENCUMBERED:</b>						<b>88.6</b>
<b>910 Employee Benefits</b>											
<b>919 Public Employee Assistance</b>											
2026	105	919	7500	500.00	500.00	388.11	111.89	.00	111.89	.00	
<b>DIVISION TOTALS:</b>				<b>500.00</b>	<b>500.00</b>	<b>388.11</b>	<b>111.89</b>	<b>.00</b>	<b>111.89</b>	<b>.00</b>	
<b>DEPARTMENT TOTALS:</b>				<b>500.00</b>	<b>500.00</b>	<b>388.11</b>	<b>111.89</b>	<b>.00</b>	<b>111.89</b>	<b>.00</b>	
<b>PERCENT EXPENDED:</b>				<b>77.6</b>	<b>PERCENT EXPENDED AND ENCUMBERED:</b>						<b>77.6</b>
<b>920 Employee Benefits (Cont)</b>											
<b>921 Workers' Comp Insurance</b>											
2026	105	921	7500	3,730.00	3,730.00	3,552.33	177.67	.00	177.67	.00	
<b>DIVISION TOTALS:</b>				<b>3,730.00</b>	<b>3,730.00</b>	<b>3,552.33</b>	<b>177.67</b>	<b>.00</b>	<b>177.67</b>	<b>.00</b>	
<b>DEPARTMENT TOTALS:</b>				<b>3,730.00</b>	<b>3,730.00</b>	<b>3,552.33</b>	<b>177.67</b>	<b>.00</b>	<b>177.67</b>	<b>.00</b>	
<b>PERCENT EXPENDED:</b>				<b>95.2</b>	<b>PERCENT EXPENDED AND ENCUMBERED:</b>						<b>95.2</b>
<b>940 Govt'Al &amp; Prof'Al Services</b>											
<b>944 General Fund Overhead</b>											
2026	105	944	7200	23,660.00	23,660.00	23,660.00	.00	.00	.00	.00	
<b>DIVISION TOTALS:</b>				<b>23,660.00</b>	<b>23,660.00</b>	<b>23,660.00</b>	<b>.00</b>	<b>.00</b>	<b>.00</b>	<b>.00</b>	
<b>DEPARTMENT TOTALS:</b>				<b>23,660.00</b>	<b>23,660.00</b>	<b>23,660.00</b>	<b>.00</b>	<b>.00</b>	<b>.00</b>	<b>.00</b>	
<b>PERCENT EXPENDED:</b>				<b>100.0</b>	<b>PERCENT EXPENDED AND ENCUMBERED:</b>						<b>100.0</b>
<b>107 Stormwater Management FUND</b>											
<b>100 Office Of The City Manager</b>											
<b>104 Office Of Environment &amp; Sustainability</b>											
2026	107	104	7200	2,737,640.00	2,737,640.00	1,824,031.11	913,608.89	913,608.89	.00	.00	
<b>DIVISION TOTALS:</b>				<b>2,737,640.00</b>	<b>2,737,640.00</b>	<b>1,824,031.11</b>	<b>913,608.89</b>	<b>913,608.89</b>	<b>.00</b>	<b>.00</b>	
<b>DEPARTMENT TOTALS:</b>				<b>2,737,640.00</b>	<b>2,737,640.00</b>	<b>1,824,031.11</b>	<b>913,608.89</b>	<b>913,608.89</b>	<b>.00</b>	<b>.00</b>	
<b>PERCENT EXPENDED:</b>				<b>66.6</b>	<b>PERCENT EXPENDED AND ENCUMBERED:</b>						<b>100.0</b>
<b>110 Department Of Law</b>											
<b>112 Administrative Hearings &amp; Prosecution</b>											
2026	107	112	7200	.00	65,000.00	55,738.94	9,261.06	.00	9,261.06	.00	
<b>DIVISION TOTALS:</b>				<b>.00</b>	<b>65,000.00</b>	<b>55,738.94</b>	<b>9,261.06</b>	<b>.00</b>	<b>9,261.06</b>	<b>.00</b>	
<b>DEPARTMENT TOTALS:</b>				<b>.00</b>	<b>65,000.00</b>	<b>55,738.94</b>	<b>9,261.06</b>	<b>.00</b>	<b>9,261.06</b>	<b>.00</b>	
<b>PERCENT EXPENDED:</b>				<b>85.8</b>	<b>PERCENT EXPENDED AND ENCUMBERED:</b>						<b>85.8</b>

107 194  
 RUN DATE: 03/10/2026  
 RUN TIME: 08.23.58

CITY OF CINCINNATI - DEPARTMENT OF FINANCE  
 DIVISION OF ACCOUNTS AND AUDITS  
 STATEMENT OF BALANCES  
 APPROPRIATED FUNDS  
 AS OF 02 / 28 / 2026

PGM ID: CFSFA104  
 PAGE: 60

FY	FND	AGY	OBJT	ORIGINAL AUTHORIZATION	ADJUSTED AUTHORIZATION	EXPENDITURES AMOUNT	UNEXPENDED BALANCE	ENCUMBRANCE AMOUNT	UNENCUMBERED BALANCE	PRE-ENCUMBERED AMOUNT	
<b>190 Dept Of Public Recreation</b>											
<b>194 Recreation Maintenance</b>											
2026	107	194	7100	767,390.00	767,390.00	428,913.87	338,476.13	.00	338,476.13	.00	
2026	107	194	7500	275,800.00	275,800.00	159,421.91	116,378.09	.00	116,378.09	.00	
<b>DIVISION TOTALS:</b>				<b>1,043,190.00</b>	<b>1,043,190.00</b>	<b>588,335.78</b>	<b>454,854.22</b>	<b>.00</b>	<b>454,854.22</b>	<b>.00</b>	
<b>DEPARTMENT TOTALS:</b>				<b>1,043,190.00</b>	<b>1,043,190.00</b>	<b>588,335.78</b>	<b>454,854.22</b>	<b>.00</b>	<b>454,854.22</b>	<b>.00</b>	
<b>PERCENT EXPENDED:</b>				<b>56.4</b>	<b>PERCENT EXPENDED AND ENCUMBERED:</b>						<b>56.4</b>
<b>200 Department Of Parks</b>											
<b>202 Parks, Operations &amp; Facility Mgmt</b>											
2026	107	202	7100	1,306,340.00	1,338,337.00	1,338,337.00	.00	.00	.00	.00	
2026	107	202	7300	14,660.00	14,660.00	215.00	14,445.00	14,445.00	.00	.00	
2026	107	202	7500	633,190.00	601,193.00	601,193.00	.00	.00	.00	.00	
<b>DIVISION TOTALS:</b>				<b>1,954,190.00</b>	<b>1,954,190.00</b>	<b>1,939,745.00</b>	<b>14,445.00</b>	<b>14,445.00</b>	<b>.00</b>	<b>.00</b>	
<b>DEPARTMENT TOTALS:</b>				<b>1,954,190.00</b>	<b>1,954,190.00</b>	<b>1,939,745.00</b>	<b>14,445.00</b>	<b>14,445.00</b>	<b>.00</b>	<b>.00</b>	
<b>PERCENT EXPENDED:</b>				<b>99.3</b>	<b>PERCENT EXPENDED AND ENCUMBERED:</b>						<b>100.0</b>
<b>210 Dept Of Bldgs &amp; Inspections</b>											
<b>212 Bldg &amp; Inspections, Licenses &amp; Permits</b>											
2026	107	212	7100	768,680.00	768,680.00	195,659.38	573,020.62	.00	573,020.62	.00	
2026	107	212	7200	787,080.00	787,080.00	295,161.96	491,918.04	302,354.48	189,563.56	.00	
2026	107	212	7300	13,040.00	13,040.00	2,048.00	10,992.00	1,706.37	9,285.63	.00	
2026	107	212	7400	9,490.00	9,490.00	4,634.91	4,855.09	1,489.84	3,365.25	.00	
2026	107	212	7500	326,630.00	326,630.00	54,873.85	271,756.15	.00	271,756.15	.00	
<b>DIVISION TOTALS:</b>				<b>1,904,920.00</b>	<b>1,904,920.00</b>	<b>552,378.10</b>	<b>1,352,541.90</b>	<b>305,550.69</b>	<b>1,046,991.21</b>	<b>.00</b>	
<b>DEPARTMENT TOTALS:</b>				<b>1,904,920.00</b>	<b>1,904,920.00</b>	<b>552,378.10</b>	<b>1,352,541.90</b>	<b>305,550.69</b>	<b>1,046,991.21</b>	<b>.00</b>	
<b>PERCENT EXPENDED:</b>				<b>29.0</b>	<b>PERCENT EXPENDED AND ENCUMBERED:</b>						<b>45.0</b>
<b>250 Dept Of Public Services</b>											
<b>253 Div Of Neighborhood Operations</b>											
2026	107	253	7100	3,958,210.00	3,958,210.00	1,768,298.53	2,189,911.47	.00	2,189,911.47	.00	
2026	107	253	7200	2,289,750.00	2,289,750.00	1,121,185.82	1,168,564.18	418,643.22	749,920.96	.00	
2026	107	253	7300	448,520.00	448,520.00	185,698.85	262,821.15	22,623.66	240,197.49	.00	
2026	107	253	7400	69,810.00	69,810.00	4,090.85	65,719.15	1,574.33	64,144.82	.00	
2026	107	253	7500	1,583,480.00	1,583,480.00	574,570.72	1,008,909.28	.00	1,008,909.28	.00	
2026	107	253	7600	.00	900,000.00	.00	900,000.00	798,808.00	101,192.00	.00	
<b>DIVISION TOTALS:</b>				<b>8,349,770.00</b>	<b>9,249,770.00</b>	<b>3,653,844.77</b>	<b>5,595,925.23</b>	<b>1,241,649.21</b>	<b>4,354,276.02</b>	<b>.00</b>	
<b>DEPARTMENT TOTALS:</b>				<b>8,349,770.00</b>	<b>9,249,770.00</b>	<b>3,653,844.77</b>	<b>5,595,925.23</b>	<b>1,241,649.21</b>	<b>4,354,276.02</b>	<b>.00</b>	
<b>PERCENT EXPENDED:</b>				<b>39.5</b>	<b>PERCENT EXPENDED AND ENCUMBERED:</b>						<b>52.9</b>

107 311  
 RUN DATE: 03/10/2026  
 RUN TIME: 08.23.58

CITY OF CINCINNATI - DEPARTMENT OF FINANCE  
 DIVISION OF ACCOUNTS AND AUDITS  
 STATEMENT OF BALANCES  
 APPROPRIATED FUNDS  
 AS OF 02 / 28 / 2026

PGM ID: CFSFA104  
 PAGE: 61

FY	FND	AGY	OBJT	ORIGINAL AUTHORIZATION	ADJUSTED AUTHORIZATION	EXPENDITURES AMOUNT	UNEXPENDED BALANCE	ENCUMBRANCE AMOUNT	UNENCUMBERED BALANCE	PRE-ENCUMBERED AMOUNT	
<b>310 Stormwater Management Utility</b>											
<b>311 Stormwater Management Utility</b>											
2026	107	311	7100	3,691,370.00	3,691,370.00	2,004,584.13	1,686,785.87	.00	1,686,785.87	.00	
2026	107	311	7200	9,262,960.00	10,762,960.00	2,895,434.43	7,867,525.57	3,421,529.07	4,445,996.50	1,196,390.00	
2026	107	311	7300	343,870.00	343,870.00	142,127.52	201,742.48	49,597.30	152,145.18	.00	
2026	107	311	7400	292,060.00	292,060.00	121,370.04	170,689.96	11,180.21	159,509.75	24,990.00	
2026	107	311	7500	1,415,940.00	1,415,940.00	764,305.48	651,634.52	.00	651,634.52	.00	
2026	107	311	7600	30,000.00	30,000.00	.00	30,000.00	.00	30,000.00	.00	
2026	107	311	7700	2,177,000.00	2,177,000.00	1,814,986.88	362,013.12	.00	362,013.12	.00	
<b>DIVISION TOTALS:</b>				<b>17,213,200.00</b>	<b>18,713,200.00</b>	<b>7,742,808.48</b>	<b>10,970,391.52</b>	<b>3,482,306.58</b>	<b>7,488,084.94</b>	<b>1,221,380.00</b>	
<b>DEPARTMENT TOTALS:</b>				<b>17,213,200.00</b>	<b>18,713,200.00</b>	<b>7,742,808.48</b>	<b>10,970,391.52</b>	<b>3,482,306.58</b>	<b>7,488,084.94</b>	<b>1,221,380.00</b>	
<b>PERCENT EXPENDED:</b>				<b>41.4</b>	<b>PERCENT EXPENDED AND ENCUMBERED:</b>						<b>60.0</b>
<b>910 Employee Benefits</b>											
<b>911 Contribution To City Pension</b>											
2026	107	911	7500	45,820.00	45,820.00	45,820.00	.00	.00	.00	.00	
2026	107	911	7700	8,290.00	8,290.00	7,172.18	1,117.82	.00	1,117.82	.00	
<b>DIVISION TOTALS:</b>				<b>54,110.00</b>	<b>54,110.00</b>	<b>52,992.18</b>	<b>1,117.82</b>	<b>.00</b>	<b>1,117.82</b>	<b>.00</b>	
<b>919 Public Employee Assistance</b>											
2026	107	919	7500	19,300.00	19,300.00	11,186.28	8,113.72	.00	8,113.72	.00	
<b>DIVISION TOTALS:</b>				<b>19,300.00</b>	<b>19,300.00</b>	<b>11,186.28</b>	<b>8,113.72</b>	<b>.00</b>	<b>8,113.72</b>	<b>.00</b>	
<b>DEPARTMENT TOTALS:</b>				<b>73,410.00</b>	<b>73,410.00</b>	<b>64,178.46</b>	<b>9,231.54</b>	<b>.00</b>	<b>9,231.54</b>	<b>.00</b>	
<b>PERCENT EXPENDED:</b>				<b>87.4</b>	<b>PERCENT EXPENDED AND ENCUMBERED:</b>						<b>87.4</b>
<b>920 Employee Benefits (Cont)</b>											
<b>921 Workers' Comp Insurance</b>											
2026	107	921	7500	171,370.00	171,370.00	167,810.77	3,559.23	.00	3,559.23	.00	
<b>DIVISION TOTALS:</b>				<b>171,370.00</b>	<b>171,370.00</b>	<b>167,810.77</b>	<b>3,559.23</b>	<b>.00</b>	<b>3,559.23</b>	<b>.00</b>	
<b>DEPARTMENT TOTALS:</b>				<b>171,370.00</b>	<b>171,370.00</b>	<b>167,810.77</b>	<b>3,559.23</b>	<b>.00</b>	<b>3,559.23</b>	<b>.00</b>	
<b>PERCENT EXPENDED:</b>				<b>97.9</b>	<b>PERCENT EXPENDED AND ENCUMBERED:</b>						<b>97.9</b>
<b>940 Govt'Al &amp; Prof'Al Services</b>											
<b>944 General Fund Overhead</b>											
2026	107	944	7100	7,520.00	7,520.00	7,520.00	.00	.00	.00	.00	
2026	107	944	7200	1,086,850.00	1,086,850.00	1,086,850.00	.00	.00	.00	.00	
<b>DIVISION TOTALS:</b>				<b>1,094,370.00</b>	<b>1,094,370.00</b>	<b>1,094,370.00</b>	<b>.00</b>	<b>.00</b>	<b>.00</b>	<b>.00</b>	
<b>DEPARTMENT TOTALS:</b>				<b>1,094,370.00</b>	<b>1,094,370.00</b>	<b>1,094,370.00</b>	<b>.00</b>	<b>.00</b>	<b>.00</b>	<b>.00</b>	
<b>PERCENT EXPENDED:</b>				<b>100.0</b>	<b>PERCENT EXPENDED AND ENCUMBERED:</b>						<b>100.0</b>
<b>151 Bond Retirement - City FUND</b>											
<b>130 Department Of Finance</b>											
<b>131 Finance, Office Of Director</b>											
2026	151	131	7100	36,900.00	36,900.00	23,870.27	13,029.73	.00	13,029.73	.00	
2026	151	131	7500	26,130.00	26,130.00	8,461.79	17,668.21	.00	17,668.21	.00	
<b>DIVISION TOTALS:</b>				<b>63,030.00</b>	<b>63,030.00</b>	<b>32,332.06</b>	<b>30,697.94</b>	<b>.00</b>	<b>30,697.94</b>	<b>.00</b>	

151 134  
 RUN DATE: 03/10/2026  
 RUN TIME: 08.23.58

CITY OF CINCINNATI - DEPARTMENT OF FINANCE  
 DIVISION OF ACCOUNTS AND AUDITS  
 STATEMENT OF BALANCES  
 APPROPRIATED FUNDS  
 AS OF 02 / 28 / 2026

PGM ID: CFSFA104  
 PAGE: 62

FY	FND	AGY	OBJT	ORIGINAL AUTHORIZATION	ADJUSTED AUTHORIZATION	EXPENDITURES AMOUNT	UNEXPENDED BALANCE	ENCUMBRANCE AMOUNT	UNENCUMBERED BALANCE	PRE-ENCUMBERED AMOUNT
<b>134 Finance, Treasury</b>										
2026	151	134	7100	313,890.00	313,890.00	157,587.03	156,302.97	.00	156,302.97	.00
2026	151	134	7200	2,858,140.00	2,858,140.00	780,923.50	2,077,216.50	204,198.55	1,873,017.95	.00
2026	151	134	7300	14,170.00	14,170.00	.00	14,170.00	.00	14,170.00	.00
2026	151	134	7400	316,620.00	316,620.00	675.00	315,945.00	.00	315,945.00	.00
2026	151	134	7500	108,570.00	108,570.00	47,147.89	61,422.11	.00	61,422.11	.00
2026	151	134	7700	72,552,390.00	72,552,390.00	56,243,857.45	16,308,532.55	.00	16,308,532.55	.00
<b>DIVISION TOTALS:</b>				<b>76,163,780.00</b>	<b>76,163,780.00</b>	<b>57,230,190.87</b>	<b>18,933,589.13</b>	<b>204,198.55</b>	<b>18,729,390.58</b>	<b>.00</b>
<b>DEPARTMENT TOTALS:</b>				<b>76,226,810.00</b>	<b>76,226,810.00</b>	<b>57,262,522.93</b>	<b>18,964,287.07</b>	<b>204,198.55</b>	<b>18,760,088.52</b>	<b>.00</b>
<b>PERCENT EXPENDED:</b>				<b>75.1</b>	<b>PERCENT EXPENDED AND ENCUMBERED: 75.4</b>					
<b>910 Employee Benefits</b>										
<b>919 Public Employee Assistance</b>										
2026	151	919	7500	700.00	700.00	414.32	285.68	.00	285.68	.00
<b>DIVISION TOTALS:</b>				<b>700.00</b>	<b>700.00</b>	<b>414.32</b>	<b>285.68</b>	<b>.00</b>	<b>285.68</b>	<b>.00</b>
<b>DEPARTMENT TOTALS:</b>				<b>700.00</b>	<b>700.00</b>	<b>414.32</b>	<b>285.68</b>	<b>.00</b>	<b>285.68</b>	<b>.00</b>
<b>PERCENT EXPENDED:</b>				<b>59.2</b>	<b>PERCENT EXPENDED AND ENCUMBERED: 59.2</b>					
<b>920 Employee Benefits (Cont)</b>										
<b>921 Workers' Comp Insurance</b>										
2026	151	921	7500	5,630.00	5,630.00	5,098.58	531.42	.00	531.42	.00
<b>DIVISION TOTALS:</b>				<b>5,630.00</b>	<b>5,630.00</b>	<b>5,098.58</b>	<b>531.42</b>	<b>.00</b>	<b>531.42</b>	<b>.00</b>
<b>DEPARTMENT TOTALS:</b>				<b>5,630.00</b>	<b>5,630.00</b>	<b>5,098.58</b>	<b>531.42</b>	<b>.00</b>	<b>531.42</b>	<b>.00</b>
<b>PERCENT EXPENDED:</b>				<b>90.6</b>	<b>PERCENT EXPENDED AND ENCUMBERED: 90.6</b>					
<b>940 Govt'Al &amp; Prof'Al Services</b>										
<b>944 General Fund Overhead</b>										
2026	151	944	7100	140.00	140.00	140.00	.00	.00	.00	.00
<b>DIVISION TOTALS:</b>				<b>140.00</b>	<b>140.00</b>	<b>140.00</b>	<b>.00</b>	<b>.00</b>	<b>.00</b>	<b>.00</b>
<b>DEPARTMENT TOTALS:</b>				<b>140.00</b>	<b>140.00</b>	<b>140.00</b>	<b>.00</b>	<b>.00</b>	<b>.00</b>	<b>.00</b>
<b>PERCENT EXPENDED:</b>				<b>100.0</b>	<b>PERCENT EXPENDED AND ENCUMBERED: 100.0</b>					
<b>301 Street Const Maintenance &amp; Rep FUND</b>										
<b>200 Department Of Parks</b>										
<b>202 Parks, Operations &amp; Facility Mgmt</b>										
2026	301	202	7100	341,780.00	341,780.00	188,785.54	152,994.46	.00	152,994.46	.00
2026	301	202	7200	27,050.00	13,727.00	.00	13,727.00	.00	13,727.00	.00
2026	301	202	7300	54,460.00	54,460.00	23,994.71	30,465.29	26,297.46	4,167.83	.00
2026	301	202	7400	1,060.00	14,383.00	.00	14,383.00	13,197.32	1,185.68	.00
2026	301	202	7500	108,210.00	108,210.00	44,858.77	63,351.23	.00	63,351.23	.00
<b>DIVISION TOTALS:</b>				<b>532,560.00</b>	<b>532,560.00</b>	<b>257,639.02</b>	<b>274,920.98</b>	<b>39,494.78</b>	<b>235,426.20</b>	<b>.00</b>
<b>DEPARTMENT TOTALS:</b>				<b>532,560.00</b>	<b>532,560.00</b>	<b>257,639.02</b>	<b>274,920.98</b>	<b>39,494.78</b>	<b>235,426.20</b>	<b>.00</b>
<b>PERCENT EXPENDED:</b>				<b>48.4</b>	<b>PERCENT EXPENDED AND ENCUMBERED: 55.8</b>					

301 238  
 RUN DATE: 03/10/2026  
 RUN TIME: 08.23.58

CITY OF CINCINNATI - DEPARTMENT OF FINANCE  
 DIVISION OF ACCOUNTS AND AUDITS  
 STATEMENT OF BALANCES  
 APPROPRIATED FUNDS  
 AS OF 02 / 28 / 2026

PGM ID: CFSFA104  
 PAGE: 63

FY	FND	AGY	OBJT	ORIGINAL AUTHORIZATION	ADJUSTED AUTHORIZATION	EXPENDITURES AMOUNT	UNEXPENDED BALANCE	ENCUMBRANCE AMOUNT	UNENCUMBERED BALANCE	PRE-ENCUMBERED AMOUNT	
<b>230 Dept Of Transportation &amp; Engin</b>											
<b>238 Division of Traffic Services</b>											
2026	301	238	7100	64,980.00	64,980.00	-2,966.01	67,946.01	.00	67,946.01	.00	
2026	301	238	7200	200,300.00	200,300.00	38,882.97	161,417.03	62,282.93	99,134.10	.00	
2026	301	238	7300	802,100.00	802,100.00	270,672.40	531,427.60	125,798.32	405,629.28	1.00	
2026	301	238	7400	251,100.00	251,100.00	94,876.49	156,223.51	70,582.49	85,641.02	.00	
2026	301	238	7500	21,460.00	21,460.00	-50.57	21,510.57	.00	21,510.57	.00	
<b>DIVISION TOTALS:</b>				<b>1,339,940.00</b>	<b>1,339,940.00</b>	<b>401,415.28</b>	<b>938,524.72</b>	<b>258,663.74</b>	<b>679,860.98</b>	<b>1.00</b>	
<b>239 Division Of Traffic Engineer</b>											
2026	301	239	7200	504,230.00	504,230.00	215,628.70	288,601.30	209,371.30	79,230.00	.00	
<b>DIVISION TOTALS:</b>				<b>504,230.00</b>	<b>504,230.00</b>	<b>215,628.70</b>	<b>288,601.30</b>	<b>209,371.30</b>	<b>79,230.00</b>	<b>.00</b>	
<b>DEPARTMENT TOTALS:</b>				<b>1,844,170.00</b>	<b>1,844,170.00</b>	<b>617,043.98</b>	<b>1,227,126.02</b>	<b>468,035.04</b>	<b>759,090.98</b>	<b>1.00</b>	
<b>PERCENT EXPENDED:</b>				<b>33.5</b>	<b>PERCENT EXPENDED AND ENCUMBERED:</b>						<b>58.8</b>
<b>250 Dept Of Public Services</b>											
<b>252 Traffic And Road Operations</b>											
2026	301	252	7100	4,754,800.00	4,754,800.00	3,361,853.78	1,392,946.22	.00	1,392,946.22	.00	
2026	301	252	7200	2,852,910.00	2,852,910.00	2,381,033.10	471,876.90	222,482.27	249,394.63	.00	
2026	301	252	7300	2,369,570.00	2,369,570.00	715,189.44	1,654,380.56	617,828.80	1,036,551.76	.00	
2026	301	252	7400	102,550.00	102,550.00	37,344.16	65,205.84	4,427.32	60,778.52	.00	
2026	301	252	7500	1,763,680.00	1,763,680.00	1,175,459.29	588,220.71	.00	588,220.71	.00	
<b>DIVISION TOTALS:</b>				<b>11,843,510.00</b>	<b>11,843,510.00</b>	<b>7,670,879.77</b>	<b>4,172,630.23</b>	<b>844,738.39</b>	<b>3,327,891.84</b>	<b>.00</b>	
<b>253 Div Of Neighborhood Operations</b>											
2026	301	253	7100	2,298,460.00	2,298,460.00	1,523,767.84	774,692.16	.00	774,692.16	.00	
2026	301	253	7200	562,110.00	562,110.00	367,108.59	195,001.41	148,538.26	46,463.15	.00	
2026	301	253	7300	204,790.00	204,790.00	99,345.20	105,444.80	10,964.74	94,480.06	.00	
2026	301	253	7400	3,140.00	3,140.00	2,662.11	477.89	353.21	124.68	.00	
2026	301	253	7500	894,000.00	894,000.00	550,763.63	343,236.37	.00	343,236.37	.00	
<b>DIVISION TOTALS:</b>				<b>3,962,500.00</b>	<b>3,962,500.00</b>	<b>2,543,647.37</b>	<b>1,418,852.63</b>	<b>159,856.21</b>	<b>1,258,996.42</b>	<b>.00</b>	
<b>DEPARTMENT TOTALS:</b>				<b>15,806,010.00</b>	<b>15,806,010.00</b>	<b>10,214,527.14</b>	<b>5,591,482.86</b>	<b>1,004,594.60</b>	<b>4,586,888.26</b>	<b>.00</b>	
<b>PERCENT EXPENDED:</b>				<b>64.6</b>	<b>PERCENT EXPENDED AND ENCUMBERED:</b>						<b>71.0</b>
<b>910 Employee Benefits</b>											
<b>911 Contribution To City Pension</b>											
2026	301	911	7500	88,220.00	88,220.00	88,220.00	.00	.00	.00	.00	
<b>DIVISION TOTALS:</b>				<b>88,220.00</b>	<b>88,220.00</b>	<b>88,220.00</b>	<b>.00</b>	<b>.00</b>	<b>.00</b>	<b>.00</b>	
<b>919 Public Employee Assistance</b>											
2026	301	919	7500	13,600.00	13,600.00	13,600.00	.00	.00	.00	.00	
<b>DIVISION TOTALS:</b>				<b>13,600.00</b>	<b>13,600.00</b>	<b>13,600.00</b>	<b>.00</b>	<b>.00</b>	<b>.00</b>	<b>.00</b>	
<b>DEPARTMENT TOTALS:</b>				<b>101,820.00</b>	<b>101,820.00</b>	<b>101,820.00</b>	<b>.00</b>	<b>.00</b>	<b>.00</b>	<b>.00</b>	
<b>PERCENT EXPENDED:</b>				<b>100.0</b>	<b>PERCENT EXPENDED AND ENCUMBERED:</b>						<b>100.0</b>
<b>920 Employee Benefits (Cont)</b>											
<b>921 Workers' Comp Insurance</b>											
2026	301	921	7500	120,880.00	120,880.00	115,677.09	5,202.91	.00	5,202.91	.00	
<b>DIVISION TOTALS:</b>				<b>120,880.00</b>	<b>120,880.00</b>	<b>115,677.09</b>	<b>5,202.91</b>	<b>.00</b>	<b>5,202.91</b>	<b>.00</b>	
<b>DEPARTMENT TOTALS:</b>				<b>120,880.00</b>	<b>120,880.00</b>	<b>115,677.09</b>	<b>5,202.91</b>	<b>.00</b>	<b>5,202.91</b>	<b>.00</b>	
<b>PERCENT EXPENDED:</b>				<b>95.7</b>	<b>PERCENT EXPENDED AND ENCUMBERED:</b>						<b>95.7</b>

302 102  
 RUN DATE: 03/10/2026  
 RUN TIME: 08.23.58

CITY OF CINCINNATI - DEPARTMENT OF FINANCE  
 DIVISION OF ACCOUNTS AND AUDITS  
 STATEMENT OF BALANCES  
 APPROPRIATED FUNDS  
 AS OF 02 / 28 / 2026

PGM ID: CFSFA104  
 PAGE: 64

FY	FND	AGY	OBJT	ORIGINAL AUTHORIZATION	ADJUSTED AUTHORIZATION	EXPENDITURES AMOUNT	UNEXPENDED BALANCE	ENCUMBRANCE AMOUNT	UNENCUMBERED BALANCE	PRE-ENCUMBERED AMOUNT	
<b>302 Income Tax Infrastructure FUND</b>											
<b>100 Office Of The City Manager</b>											
<b>102 Office Of Budget &amp; Evaluation</b>											
2026	302	102	7100	148,940.00	178,940.00	156,732.41	22,207.59	.00	22,207.59	.00	
2026	302	102	7200	4,270.00	4,270.00	204.00	4,066.00	.00	4,066.00	.00	
2026	302	102	7300	1,160.00	1,160.00	.00	1,160.00	.00	1,160.00	.00	
2026	302	102	7400	1,030.00	1,030.00	296.56	733.44	.00	733.44	.00	
2026	302	102	7500	60,600.00	30,600.00	.00	30,600.00	.00	30,600.00	.00	
<b>DIVISION TOTALS:</b>				<b>216,000.00</b>	<b>216,000.00</b>	<b>157,232.97</b>	<b>58,767.03</b>	<b>.00</b>	<b>58,767.03</b>	<b>.00</b>	
<b>107 Procurement</b>											
2026	302	107	7100	207,970.00	207,970.00	103,165.69	104,804.31	.00	104,804.31	.00	
2026	302	107	7500	69,220.00	69,220.00	41,291.21	27,928.79	.00	27,928.79	.00	
<b>DIVISION TOTALS:</b>				<b>277,190.00</b>	<b>277,190.00</b>	<b>144,456.90</b>	<b>132,733.10</b>	<b>.00</b>	<b>132,733.10</b>	<b>.00</b>	
<b>108 Dept of Performance &amp; Data Analytics</b>											
2026	302	108	7200	1,018,930.00	1,018,930.00	496,465.50	522,464.50	.00	522,464.50	.00	
<b>DIVISION TOTALS:</b>				<b>1,018,930.00</b>	<b>1,018,930.00</b>	<b>496,465.50</b>	<b>522,464.50</b>	<b>.00</b>	<b>522,464.50</b>	<b>.00</b>	
<b>DEPARTMENT TOTALS:</b>				<b>1,512,120.00</b>	<b>1,512,120.00</b>	<b>798,155.37</b>	<b>713,964.63</b>	<b>.00</b>	<b>713,964.63</b>	<b>.00</b>	
<b>PERCENT EXPENDED:</b>				<b>52.8</b>	<b>PERCENT EXPENDED AND ENCUMBERED:</b>						<b>52.8</b>
<b>110 Department Of Law</b>											
<b>111 Civil</b>											
2026	302	111	7100	72,700.00	72,700.00	62,005.50	10,694.50	.00	10,694.50	.00	
2026	302	111	7200	2,120.00	2,120.00	900.08	1,219.92	.00	1,219.92	.00	
2026	302	111	7500	16,130.00	16,130.00	11,623.17	4,506.83	.00	4,506.83	.00	
<b>DIVISION TOTALS:</b>				<b>90,950.00</b>	<b>90,950.00</b>	<b>74,528.75</b>	<b>16,421.25</b>	<b>.00</b>	<b>16,421.25</b>	<b>.00</b>	
<b>DEPARTMENT TOTALS:</b>				<b>90,950.00</b>	<b>90,950.00</b>	<b>74,528.75</b>	<b>16,421.25</b>	<b>.00</b>	<b>16,421.25</b>	<b>.00</b>	
<b>PERCENT EXPENDED:</b>				<b>81.9</b>	<b>PERCENT EXPENDED AND ENCUMBERED:</b>						<b>81.9</b>
<b>120 Department Of Human Resources</b>											
<b>121 Department Of Human Resources</b>											
2026	302	121	7100	157,500.00	157,500.00	110,057.00	47,443.00	.00	47,443.00	.00	
2026	302	121	7500	68,180.00	68,180.00	41,111.72	27,068.28	.00	27,068.28	.00	
<b>DIVISION TOTALS:</b>				<b>225,680.00</b>	<b>225,680.00</b>	<b>151,168.72</b>	<b>74,511.28</b>	<b>.00</b>	<b>74,511.28</b>	<b>.00</b>	
<b>DEPARTMENT TOTALS:</b>				<b>225,680.00</b>	<b>225,680.00</b>	<b>151,168.72</b>	<b>74,511.28</b>	<b>.00</b>	<b>74,511.28</b>	<b>.00</b>	
<b>PERCENT EXPENDED:</b>				<b>67.0</b>	<b>PERCENT EXPENDED AND ENCUMBERED:</b>						<b>67.0</b>
<b>130 Department Of Finance</b>											
<b>133 Finance, Accounts &amp; Audits</b>											
2026	302	133	7100	181,450.00	181,450.00	90,378.24	91,071.76	.00	91,071.76	.00	
2026	302	133	7200	3,290.00	3,290.00	1,402.20	1,887.80	.00	1,887.80	.00	
2026	302	133	7500	67,060.00	67,060.00	38,424.53	28,635.47	.00	28,635.47	.00	
<b>DIVISION TOTALS:</b>				<b>251,800.00</b>	<b>251,800.00</b>	<b>130,204.97</b>	<b>121,595.03</b>	<b>.00</b>	<b>121,595.03</b>	<b>.00</b>	
<b>DEPARTMENT TOTALS:</b>				<b>251,800.00</b>	<b>251,800.00</b>	<b>130,204.97</b>	<b>121,595.03</b>	<b>.00</b>	<b>121,595.03</b>	<b>.00</b>	
<b>PERCENT EXPENDED:</b>				<b>51.7</b>	<b>PERCENT EXPENDED AND ENCUMBERED:</b>						<b>51.7</b>

302 164  
 RUN DATE: 03/10/2026  
 RUN TIME: 08.23.58

CITY OF CINCINNATI - DEPARTMENT OF FINANCE  
 DIVISION OF ACCOUNTS AND AUDITS  
 STATEMENT OF BALANCES  
 APPROPRIATED FUNDS  
 AS OF 02 / 28 / 2026

PGM ID: CFSFA104  
 PAGE: 65

FY	FND	AGY	OBJT	ORIGINAL AUTHORIZATION	ADJUSTED AUTHORIZATION	EXPENDITURES AMOUNT	UNEXPENDED BALANCE	ENCUMBRANCE AMOUNT	UNENCUMBERED BALANCE	PRE-ENCUMBERED AMOUNT
<b>160 Community Developmt</b>										
<b>164 Division Of Community Devel</b>										
2026	302	164	7200	377,720.00	377,720.00	188,859.96	188,860.04	188,860.04	.00	.00
<b>DIVISION TOTALS:</b>				<b>377,720.00</b>	<b>377,720.00</b>	<b>188,859.96</b>	<b>188,860.04</b>	<b>188,860.04</b>	<b>.00</b>	<b>.00</b>
<b>DEPARTMENT TOTALS:</b>				<b>377,720.00</b>	<b>377,720.00</b>	<b>188,859.96</b>	<b>188,860.04</b>	<b>188,860.04</b>	<b>.00</b>	<b>.00</b>
<b>PERCENT EXPENDED:</b>				<b>50.0</b>	<b>PERCENT EXPENDED AND ENCUMBERED: 100.0</b>					
<b>190 Dept Of Public Recreation</b>										
<b>194 Recreation Maintenance</b>										
2026	302	194	7100	556,180.00	556,180.00	348,408.55	207,771.45	.00	207,771.45	.00
2026	302	194	7200	38,830.00	38,830.00	24,065.49	14,764.51	1,987.00	12,777.51	.00
2026	302	194	7300	149,150.00	149,150.00	68,105.73	81,044.27	50,194.30	30,849.97	.00
2026	302	194	7500	242,600.00	242,600.00	153,914.20	88,685.80	.00	88,685.80	.00
<b>DIVISION TOTALS:</b>				<b>986,760.00</b>	<b>986,760.00</b>	<b>594,493.97</b>	<b>392,266.03</b>	<b>52,181.30</b>	<b>340,084.73</b>	<b>.00</b>
<b>DEPARTMENT TOTALS:</b>				<b>986,760.00</b>	<b>986,760.00</b>	<b>594,493.97</b>	<b>392,266.03</b>	<b>52,181.30</b>	<b>340,084.73</b>	<b>.00</b>
<b>PERCENT EXPENDED:</b>				<b>60.2</b>	<b>PERCENT EXPENDED AND ENCUMBERED: 65.5</b>					
<b>200 Department Of Parks</b>										
<b>202 Parks, Operations &amp; Facility Mgmt</b>										
2026	302	202	7100	1,187,290.00	1,187,290.00	967,065.56	220,224.44	.00	220,224.44	.00
2026	302	202	7300	1,040.00	1,040.00	.00	1,040.00	.00	1,040.00	.00
2026	302	202	7500	464,800.00	464,800.00	387,931.34	76,868.66	.00	76,868.66	.00
<b>DIVISION TOTALS:</b>				<b>1,653,130.00</b>	<b>1,653,130.00</b>	<b>1,354,996.90</b>	<b>298,133.10</b>	<b>.00</b>	<b>298,133.10</b>	<b>.00</b>
<b>DEPARTMENT TOTALS:</b>				<b>1,653,130.00</b>	<b>1,653,130.00</b>	<b>1,354,996.90</b>	<b>298,133.10</b>	<b>.00</b>	<b>298,133.10</b>	<b>.00</b>
<b>PERCENT EXPENDED:</b>				<b>82.0</b>	<b>PERCENT EXPENDED AND ENCUMBERED: 82.0</b>					
<b>210 Dept Of Bldgs &amp; Inspections</b>										
<b>211 Bldg &amp; Inspections, Director</b>										
2026	302	211	7100	42,250.00	42,250.00	.00	42,250.00	.00	42,250.00	.00
2026	302	211	7500	20,130.00	20,130.00	.00	20,130.00	.00	20,130.00	.00
<b>DIVISION TOTALS:</b>				<b>62,380.00</b>	<b>62,380.00</b>	<b>.00</b>	<b>62,380.00</b>	<b>.00</b>	<b>62,380.00</b>	<b>.00</b>
<b>DEPARTMENT TOTALS:</b>				<b>62,380.00</b>	<b>62,380.00</b>	<b>.00</b>	<b>62,380.00</b>	<b>.00</b>	<b>62,380.00</b>	<b>.00</b>
<b>PERCENT EXPENDED:</b>				<b>.0</b>	<b>PERCENT EXPENDED AND ENCUMBERED: .0</b>					
<b>230 Dept Of Transportation &amp; Engin</b>										
<b>231 Trans &amp; Eng, Director</b>										
2026	302	231	7100	1,179,370.00	1,204,370.00	755,151.26	449,218.74	.00	449,218.74	.00
2026	302	231	7200	6,170.00	6,170.00	4,152.09	2,017.91	.00	2,017.91	.00
2026	302	231	7300	51,400.00	51,400.00	86.22	51,313.78	.00	51,313.78	.00
2026	302	231	7400	79,160.00	79,160.00	58,250.70	20,909.30	.00	20,909.30	.00
2026	302	231	7500	423,790.00	423,790.00	255,186.50	168,603.50	.00	168,603.50	.00
<b>DIVISION TOTALS:</b>				<b>1,739,890.00</b>	<b>1,764,890.00</b>	<b>1,072,826.77</b>	<b>692,063.23</b>	<b>.00</b>	<b>692,063.23</b>	<b>.00</b>
<b>232 Div Of Transportation Planning</b>										
2026	302	232	7100	2,442,020.00	2,442,020.00	1,416,074.96	1,025,945.04	.00	1,025,945.04	.00
2026	302	232	7200	62,940.00	62,940.00	51,310.89	11,629.11	.00	11,629.11	.00
2026	302	232	7300	25,680.00	25,680.00	13,698.91	11,981.09	2,430.03	9,551.06	.00
2026	302	232	7400	23,400.00	23,400.00	14,273.85	9,126.15	.00	9,126.15	.00
2026	302	232	7500	871,970.00	871,970.00	513,415.83	358,554.17	.00	358,554.17	.00
<b>DIVISION TOTALS:</b>				<b>3,426,010.00</b>	<b>3,426,010.00</b>	<b>2,008,774.44</b>	<b>1,417,235.56</b>	<b>2,430.03</b>	<b>1,414,805.53</b>	<b>.00</b>

302 233  
 RUN DATE: 03/10/2026  
 RUN TIME: 08.23.58

CITY OF CINCINNATI - DEPARTMENT OF FINANCE  
 DIVISION OF ACCOUNTS AND AUDITS  
 STATEMENT OF BALANCES  
 APPROPRIATED FUNDS  
 AS OF 02 / 28 / 2026

PGM ID: CFSFA104  
 PAGE: 66

<u>FY</u>	<u>FND</u>	<u>AGY</u>	<u>OBJT</u>	<u>ORIGINAL</u> <u>AUTHORIZATION</u>	<u>ADJUSTED</u> <u>AUTHORIZATION</u>	<u>EXPENDITURES</u> <u>AMOUNT</u>	<u>UNEXPENDED</u> <u>BALANCE</u>	<u>ENCUMBRANCE</u> <u>AMOUNT</u>	<u>UNENCUMBERED</u> <u>BALANCE</u>	<u>PRE-ENCUMBERED</u> <u>AMOUNT</u>
<b>233 Division Of Engineering</b>										
2026	302	233	7100	807,470.00	797,470.00	334,556.23	462,913.77	.00	462,913.77	.00
2026	302	233	7200	559,840.00	553,340.00	157,895.09	395,444.91	42,365.50	353,079.41	.00
2026	302	233	7300	82,340.00	88,840.00	14,395.76	74,444.24	12,952.26	61,491.98	.00
2026	302	233	7400	41,150.00	41,150.00	15,162.42	25,987.58	2,646.58	23,341.00	.00
2026	302	233	7500	84,430.00	94,430.00	89,240.15	5,189.85	.00	5,189.85	.00
<b>DIVISION TOTALS:</b>				<b>1,575,230.00</b>	<b>1,575,230.00</b>	<b>611,249.65</b>	<b>963,980.35</b>	<b>57,964.34</b>	<b>906,016.01</b>	<b>.00</b>
<b>238 Division of Traffic Services</b>										
2026	302	238	7100	2,835,550.00	2,875,550.00	1,817,816.82	1,057,733.18	.00	1,057,733.18	.00
2026	302	238	7200	223,260.00	223,260.00	145,136.76	78,123.24	73,251.65	4,871.59	.00
2026	302	238	7300	191,700.00	191,700.00	128,224.93	63,475.07	32,228.65	31,246.42	.00
2026	302	238	7500	1,014,600.00	1,014,600.00	672,346.79	342,253.21	.00	342,253.21	.00
<b>DIVISION TOTALS:</b>				<b>4,265,110.00</b>	<b>4,305,110.00</b>	<b>2,763,525.30</b>	<b>1,541,584.70</b>	<b>105,480.30</b>	<b>1,436,104.40</b>	<b>.00</b>
<b>239 Division Of Traffic Engineer</b>										
2026	302	239	7100	1,682,070.00	1,792,070.00	1,210,456.51	581,613.49	.00	581,613.49	.00
2026	302	239	7200	189,430.00	189,430.00	30,757.05	158,672.95	122,000.00	36,672.95	.00
2026	302	239	7300	7,100.00	7,100.00	2,278.38	4,821.62	2,195.03	2,626.59	.00
2026	302	239	7400	41,700.00	41,700.00	40,695.18	1,004.82	514.82	490.00	.00
2026	302	239	7500	611,810.00	661,810.00	441,249.59	220,560.41	.00	220,560.41	.00
<b>DIVISION TOTALS:</b>				<b>2,532,110.00</b>	<b>2,692,110.00</b>	<b>1,725,436.71</b>	<b>966,673.29</b>	<b>124,709.85</b>	<b>841,963.44</b>	<b>.00</b>
<b>DEPARTMENT TOTALS:</b>				<b>13,538,350.00</b>	<b>13,763,350.00</b>	<b>8,181,812.87</b>	<b>5,581,537.13</b>	<b>290,584.52</b>	<b>5,290,952.61</b>	<b>.00</b>
<b>PERCENT EXPENDED:</b>				<b>59.4</b>	<b>PERCENT EXPENDED AND ENCUMBERED:</b>					
								<b>61.6</b>		
<b>250 Dept Of Public Services</b>										
<b>251 Office Of The Director</b>										
2026	302	251	7100	87,310.00	87,310.00	50,254.58	37,055.42	.00	37,055.42	.00
2026	302	251	7200	35,080.00	35,080.00	1,136.27	33,943.73	.00	33,943.73	.00
2026	302	251	7300	10,930.00	10,930.00	4,886.94	6,043.06	.00	6,043.06	.00
2026	302	251	7400	4,230.00	4,230.00	.00	4,230.00	.00	4,230.00	.00
2026	302	251	7500	37,920.00	37,920.00	14,968.91	22,951.09	.00	22,951.09	.00
<b>DIVISION TOTALS:</b>				<b>175,470.00</b>	<b>175,470.00</b>	<b>71,246.70</b>	<b>104,223.30</b>	<b>.00</b>	<b>104,223.30</b>	<b>.00</b>
<b>252 Traffic And Road Operations</b>										
2026	302	252	7100	159,730.00	159,730.00	148,658.95	11,071.05	.00	11,071.05	.00
2026	302	252	7200	418,710.00	418,710.00	22,636.59	396,073.41	.00	396,073.41	.00
2026	302	252	7300	128,120.00	128,120.00	1,050.31	127,069.69	.00	127,069.69	.00
2026	302	252	7500	63,820.00	63,820.00	46,401.95	17,418.05	.00	17,418.05	.00
<b>DIVISION TOTALS:</b>				<b>770,380.00</b>	<b>770,380.00</b>	<b>218,747.80</b>	<b>551,632.20</b>	<b>.00</b>	<b>551,632.20</b>	<b>.00</b>
<b>255 Div Of City Facility Mgmt</b>										
2026	302	255	7100	2,115,090.00	2,115,090.00	1,549,208.08	565,881.92	.00	565,881.92	.00
2026	302	255	7200	334,620.00	550,105.00	314,392.13	235,712.87	149,409.42	86,303.45	.00
2026	302	255	7300	474,450.00	307,465.00	260,969.65	46,495.35	39,406.21	7,089.14	.00
2026	302	255	7400	58,950.00	85,450.00	82,494.90	2,955.10	803.96	2,151.14	.00
2026	302	255	7500	795,370.00	795,370.00	595,466.82	199,903.18	.00	199,903.18	.00
<b>DIVISION TOTALS:</b>				<b>3,778,480.00</b>	<b>3,853,480.00</b>	<b>2,802,531.58</b>	<b>1,050,948.42</b>	<b>189,619.59</b>	<b>861,328.83</b>	<b>.00</b>
<b>DEPARTMENT TOTALS:</b>				<b>4,724,330.00</b>	<b>4,799,330.00</b>	<b>3,092,526.08</b>	<b>1,706,803.92</b>	<b>189,619.59</b>	<b>1,517,184.33</b>	<b>.00</b>
<b>PERCENT EXPENDED:</b>				<b>64.4</b>	<b>PERCENT EXPENDED AND ENCUMBERED:</b>					
								<b>68.4</b>		

302 281  
 RUN DATE: 03/10/2026  
 RUN TIME: 08.23.58

CITY OF CINCINNATI - DEPARTMENT OF FINANCE  
 DIVISION OF ACCOUNTS AND AUDITS  
 STATEMENT OF BALANCES  
 APPROPRIATED FUNDS  
 AS OF 02 / 28 / 2026

PGM ID: CFSFA104  
 PAGE: 67

FY	FND	AGY	OBJT	ORIGINAL AUTHORIZATION	ADJUSTED AUTHORIZATION	EXPENDITURES AMOUNT	UNEXPENDED BALANCE	ENCUMBRANCE AMOUNT	UNENCUMBERED BALANCE	PRE-ENCUMBERED AMOUNT
<b>280</b>										
<b>281 Economic Inclusion</b>										
2026	302	281	7100	209,980.00	209,980.00	70,289.09	139,690.91	.00	139,690.91	.00
2026	302	281	7500	61,140.00	61,140.00	28,841.69	32,298.31	.00	32,298.31	.00
<b>DIVISION TOTALS:</b>				<b>271,120.00</b>	<b>271,120.00</b>	<b>99,130.78</b>	<b>171,989.22</b>	<b>.00</b>	<b>171,989.22</b>	<b>.00</b>
<b>DEPARTMENT TOTALS:</b>				<b>271,120.00</b>	<b>271,120.00</b>	<b>99,130.78</b>	<b>171,989.22</b>	<b>.00</b>	<b>171,989.22</b>	<b>.00</b>
<b>PERCENT EXPENDED:</b>				<b>36.6</b>	<b>PERCENT EXPENDED AND ENCUMBERED:</b>		<b>36.6</b>			
<b>910 Employee Benefits</b>										
<b>911 Contribution To City Pension</b>										
2026	302	911	7500	104,780.00	104,780.00	104,780.00	.00	.00	.00	.00
<b>DIVISION TOTALS:</b>				<b>104,780.00</b>	<b>104,780.00</b>	<b>104,780.00</b>	<b>.00</b>	<b>.00</b>	<b>.00</b>	<b>.00</b>
<b>919 Public Employee Assistance</b>										
2026	302	919	7500	26,000.00	26,000.00	24,766.23	1,233.77	.00	1,233.77	.00
<b>DIVISION TOTALS:</b>				<b>26,000.00</b>	<b>26,000.00</b>	<b>24,766.23</b>	<b>1,233.77</b>	<b>.00</b>	<b>1,233.77</b>	<b>.00</b>
<b>DEPARTMENT TOTALS:</b>				<b>130,780.00</b>	<b>130,780.00</b>	<b>129,546.23</b>	<b>1,233.77</b>	<b>.00</b>	<b>1,233.77</b>	<b>.00</b>
<b>PERCENT EXPENDED:</b>				<b>99.1</b>	<b>PERCENT EXPENDED AND ENCUMBERED:</b>		<b>99.1</b>			
<b>920 Employee Benefits (Cont)</b>										
<b>921 Workers' Comp Insurance</b>										
2026	302	921	7500	230,920.00	230,920.00	224,044.25	6,875.75	.00	6,875.75	.00
<b>DIVISION TOTALS:</b>				<b>230,920.00</b>	<b>230,920.00</b>	<b>224,044.25</b>	<b>6,875.75</b>	<b>.00</b>	<b>6,875.75</b>	<b>.00</b>
<b>924 Lump Sum Payment</b>										
2026	302	924	7100	150,000.00	150,000.00	12,641.25	137,358.75	.00	137,358.75	.00
<b>DIVISION TOTALS:</b>				<b>150,000.00</b>	<b>150,000.00</b>	<b>12,641.25</b>	<b>137,358.75</b>	<b>.00</b>	<b>137,358.75</b>	<b>.00</b>
<b>DEPARTMENT TOTALS:</b>				<b>380,920.00</b>	<b>380,920.00</b>	<b>236,685.50</b>	<b>144,234.50</b>	<b>.00</b>	<b>144,234.50</b>	<b>.00</b>
<b>PERCENT EXPENDED:</b>				<b>62.1</b>	<b>PERCENT EXPENDED AND ENCUMBERED:</b>		<b>62.1</b>			
<b>940 Govt'Al &amp; Prof'Al Services</b>										
<b>944 General Fund Overhead</b>										
2026	302	944	7100	15,190.00	15,190.00	15,190.00	.00	.00	.00	.00
2026	302	944	7200	1,464,560.00	1,464,560.00	1,464,560.00	.00	.00	.00	.00
<b>DIVISION TOTALS:</b>				<b>1,479,750.00</b>	<b>1,479,750.00</b>	<b>1,479,750.00</b>	<b>.00</b>	<b>.00</b>	<b>.00</b>	<b>.00</b>
<b>DEPARTMENT TOTALS:</b>				<b>1,479,750.00</b>	<b>1,479,750.00</b>	<b>1,479,750.00</b>	<b>.00</b>	<b>.00</b>	<b>.00</b>	<b>.00</b>
<b>PERCENT EXPENDED:</b>				<b>100.0</b>	<b>PERCENT EXPENDED AND ENCUMBERED:</b>		<b>100.0</b>			
<b>990 Reserve For Contingencies</b>										
<b>990 Reserve For Contingencies</b>										
2026	302	990	7200	300,000.00	.00	.00	.00	.00	.00	.00
<b>DIVISION TOTALS:</b>				<b>300,000.00</b>	<b>.00</b>	<b>.00</b>	<b>.00</b>	<b>.00</b>	<b>.00</b>	<b>.00</b>
<b>DEPARTMENT TOTALS:</b>				<b>300,000.00</b>	<b>.00</b>	<b>.00</b>	<b>.00</b>	<b>.00</b>	<b>.00</b>	<b>.00</b>
<b>PERCENT EXPENDED:</b>				<b>.0</b>	<b>PERCENT EXPENDED AND ENCUMBERED:</b>		<b>.0</b>			

303 134  
 RUN DATE: 03/10/2026  
 RUN TIME: 08.23.58

CITY OF CINCINNATI - DEPARTMENT OF FINANCE  
 DIVISION OF ACCOUNTS AND AUDITS  
 STATEMENT OF BALANCES  
 APPROPRIATED FUNDS  
 AS OF 02 / 28 / 2026

PGM ID: CFSFA104  
 PAGE: 68

FY	FND	AGY	OBJT	ORIGINAL AUTHORIZATION	ADJUSTED AUTHORIZATION	EXPENDITURES AMOUNT	UNEXPENDED BALANCE	ENCUMBRANCE AMOUNT	UNENCUMBERED BALANCE	PRE-ENCUMBERED AMOUNT
<b>303 Parking Meter FUND</b>										
<b>130 Department Of Finance</b>										
<b>134 Finance, Treasury</b>										
2026	303	134	7100	17,950.00	17,950.00	8,975.00	8,975.00	.00	8,975.00	.00
2026	303	134	7500	8,370.00	8,370.00	4,185.00	4,185.00	.00	4,185.00	.00
<b>DIVISION TOTALS:</b>				<b>26,320.00</b>	<b>26,320.00</b>	<b>13,160.00</b>	<b>13,160.00</b>	<b>.00</b>	<b>13,160.00</b>	<b>.00</b>
<b>DEPARTMENT TOTALS:</b>				<b>26,320.00</b>	<b>26,320.00</b>	<b>13,160.00</b>	<b>13,160.00</b>	<b>.00</b>	<b>13,160.00</b>	<b>.00</b>
<b>PERCENT EXPENDED:</b>				<b>50.0</b>	<b>PERCENT EXPENDED AND ENCUMBERED: 50.0</b>					
<b>240 Dept. Of Enterprise Services</b>										
<b>248 Div Of Parking Facilities</b>										
2026	303	248	7100	1,899,460.00	1,899,460.00	1,358,915.45	540,544.55	.00	540,544.55	.00
2026	303	248	7200	1,781,920.00	1,911,670.00	1,325,738.72	585,931.28	560,447.86	25,483.42	.00
2026	303	248	7300	179,050.00	99,050.00	50,970.97	48,079.03	22,988.09	25,090.94	.00
2026	303	248	7400	67,820.00	67,820.00	66,037.87	1,782.13	574.11	1,208.02	60,000.00
2026	303	248	7500	868,680.00	868,680.00	563,251.01	305,428.99	.00	305,428.99	.00
<b>DIVISION TOTALS:</b>				<b>4,796,930.00</b>	<b>4,846,680.00</b>	<b>3,364,914.02</b>	<b>1,481,765.98</b>	<b>584,010.06</b>	<b>897,755.92</b>	<b>60,000.00</b>
<b>DEPARTMENT TOTALS:</b>				<b>4,796,930.00</b>	<b>4,846,680.00</b>	<b>3,364,914.02</b>	<b>1,481,765.98</b>	<b>584,010.06</b>	<b>897,755.92</b>	<b>60,000.00</b>
<b>PERCENT EXPENDED:</b>				<b>69.4</b>	<b>PERCENT EXPENDED AND ENCUMBERED: 81.5</b>					
<b>910 Employee Benefits</b>										
<b>911 Contribution To City Pension</b>										
2026	303	911	7500	33,210.00	33,210.00	33,210.00	.00	.00	.00	.00
<b>DIVISION TOTALS:</b>				<b>33,210.00</b>	<b>33,210.00</b>	<b>33,210.00</b>	<b>.00</b>	<b>.00</b>	<b>.00</b>	<b>.00</b>
<b>919 Public Employee Assistance</b>										
2026	303	919	7500	3,900.00	3,900.00	3,900.00	.00	.00	.00	.00
<b>DIVISION TOTALS:</b>				<b>3,900.00</b>	<b>3,900.00</b>	<b>3,900.00</b>	<b>.00</b>	<b>.00</b>	<b>.00</b>	<b>.00</b>
<b>DEPARTMENT TOTALS:</b>				<b>37,110.00</b>	<b>37,110.00</b>	<b>37,110.00</b>	<b>.00</b>	<b>.00</b>	<b>.00</b>	<b>.00</b>
<b>PERCENT EXPENDED:</b>				<b>100.0</b>	<b>PERCENT EXPENDED AND ENCUMBERED: 100.0</b>					
<b>920 Employee Benefits (Cont)</b>										
<b>921 Workers' Comp Insurance</b>										
2026	303	921	7500	33,840.00	33,840.00	33,840.00	.00	.00	.00	.00
<b>DIVISION TOTALS:</b>				<b>33,840.00</b>	<b>33,840.00</b>	<b>33,840.00</b>	<b>.00</b>	<b>.00</b>	<b>.00</b>	<b>.00</b>
<b>DEPARTMENT TOTALS:</b>				<b>33,840.00</b>	<b>33,840.00</b>	<b>33,840.00</b>	<b>.00</b>	<b>.00</b>	<b>.00</b>	<b>.00</b>
<b>PERCENT EXPENDED:</b>				<b>100.0</b>	<b>PERCENT EXPENDED AND ENCUMBERED: 100.0</b>					
<b>940 Govt'Al &amp; Prof'Al Services</b>										
<b>944 General Fund Overhead</b>										
2026	303	944	7100	4,540.00	4,540.00	4,540.00	.00	.00	.00	.00
2026	303	944	7200	214,570.00	214,570.00	214,570.00	.00	.00	.00	.00
<b>DIVISION TOTALS:</b>				<b>219,110.00</b>	<b>219,110.00</b>	<b>219,110.00</b>	<b>.00</b>	<b>.00</b>	<b>.00</b>	<b>.00</b>
<b>DEPARTMENT TOTALS:</b>				<b>219,110.00</b>	<b>219,110.00</b>	<b>219,110.00</b>	<b>.00</b>	<b>.00</b>	<b>.00</b>	<b>.00</b>
<b>PERCENT EXPENDED:</b>				<b>100.0</b>	<b>PERCENT EXPENDED AND ENCUMBERED: 100.0</b>					

306 238  
 RUN DATE: 03/10/2026  
 RUN TIME: 08.23.58

CITY OF CINCINNATI - DEPARTMENT OF FINANCE  
 DIVISION OF ACCOUNTS AND AUDITS  
 STATEMENT OF BALANCES  
 APPROPRIATED FUNDS  
 AS OF 02 / 28 / 2026

PGM ID: CFSFA104  
 PAGE: 69

FY	FND	AGY	OBJT	ORIGINAL AUTHORIZATION	ADJUSTED AUTHORIZATION	EXPENDITURES AMOUNT	UNEXPENDED BALANCE	ENCUMBRANCE AMOUNT	UNENCUMBERED BALANCE	PRE-ENCUMBERED AMOUNT	
<b>306 Municipal Motor Vehicle Lic Tx FUND</b>											
<b>230 Dept Of Transportation &amp; Engin</b>											
<b>238 Division of Traffic Services</b>											
2026	306	238	7100	161,530.00	161,530.00	106,300.50	55,229.50	.00	55,229.50	.00	
2026	306	238	7300	35,000.00	35,000.00	.00	35,000.00	.00	35,000.00	.00	
2026	306	238	7500	63,580.00	63,580.00	39,837.28	23,742.72	.00	23,742.72	.00	
<b>DIVISION TOTALS:</b>				<b>260,110.00</b>	<b>260,110.00</b>	<b>146,137.78</b>	<b>113,972.22</b>	<b>.00</b>	<b>113,972.22</b>	<b>.00</b>	
<b>DEPARTMENT TOTALS:</b>				<b>260,110.00</b>	<b>260,110.00</b>	<b>146,137.78</b>	<b>113,972.22</b>	<b>.00</b>	<b>113,972.22</b>	<b>.00</b>	
<b>PERCENT EXPENDED:</b>				<b>56.2</b>	<b>PERCENT EXPENDED AND ENCUMBERED:</b>						<b>56.2</b>
<b>250 Dept Of Public Services</b>											
<b>251 Office Of The Director</b>											
2026	306	251	7100	55,390.00	55,390.00	.00	55,390.00	.00	55,390.00	.00	
2026	306	251	7500	24,610.00	24,610.00	.00	24,610.00	.00	24,610.00	.00	
<b>DIVISION TOTALS:</b>				<b>80,000.00</b>	<b>80,000.00</b>	<b>.00</b>	<b>80,000.00</b>	<b>.00</b>	<b>80,000.00</b>	<b>.00</b>	
<b>252 Traffic And Road Operations</b>											
2026	306	252	7100	1,785,610.00	1,785,610.00	1,094,058.77	691,551.23	.00	691,551.23	.00	
2026	306	252	7200	862,140.00	862,140.00	278,614.56	583,525.44	35,175.56	548,349.88	.00	
2026	306	252	7300	1,121,060.00	1,121,060.00	209,529.09	911,530.91	19,533.86	891,997.05	.00	
2026	306	252	7400	10,760.00	10,760.00	5,442.71	5,317.29	3,276.57	2,040.72	.00	
2026	306	252	7500	720,060.00	720,060.00	418,920.82	301,139.18	.00	301,139.18	.00	
<b>DIVISION TOTALS:</b>				<b>4,499,630.00</b>	<b>4,499,630.00</b>	<b>2,006,565.95</b>	<b>2,493,064.05</b>	<b>57,985.99</b>	<b>2,435,078.06</b>	<b>.00</b>	
<b>DEPARTMENT TOTALS:</b>				<b>4,579,630.00</b>	<b>4,579,630.00</b>	<b>2,006,565.95</b>	<b>2,573,064.05</b>	<b>57,985.99</b>	<b>2,515,078.06</b>	<b>.00</b>	
<b>PERCENT EXPENDED:</b>				<b>43.8</b>	<b>PERCENT EXPENDED AND ENCUMBERED:</b>						<b>45.1</b>
<b>910 Employee Benefits</b>											
<b>911 Contribution To City Pension</b>											
2026	306	911	7500	20,020.00	20,020.00	20,020.00	.00	.00	.00	.00	
<b>DIVISION TOTALS:</b>				<b>20,020.00</b>	<b>20,020.00</b>	<b>20,020.00</b>	<b>.00</b>	<b>.00</b>	<b>.00</b>	<b>.00</b>	
<b>919 Public Employee Assistance</b>											
2026	306	919	7500	3,700.00	3,700.00	3,310.75	389.25	.00	389.25	.00	
<b>DIVISION TOTALS:</b>				<b>3,700.00</b>	<b>3,700.00</b>	<b>3,310.75</b>	<b>389.25</b>	<b>.00</b>	<b>389.25</b>	<b>.00</b>	
<b>DEPARTMENT TOTALS:</b>				<b>23,720.00</b>	<b>23,720.00</b>	<b>23,330.75</b>	<b>389.25</b>	<b>.00</b>	<b>389.25</b>	<b>.00</b>	
<b>PERCENT EXPENDED:</b>				<b>98.4</b>	<b>PERCENT EXPENDED AND ENCUMBERED:</b>						<b>98.4</b>
<b>920 Employee Benefits (Cont)</b>											
<b>921 Workers' Comp Insurance</b>											
2026	306	921	7500	32,810.00	32,810.00	28,655.32	4,154.68	.00	4,154.68	.00	
<b>DIVISION TOTALS:</b>				<b>32,810.00</b>	<b>32,810.00</b>	<b>28,655.32</b>	<b>4,154.68</b>	<b>.00</b>	<b>4,154.68</b>	<b>.00</b>	
<b>DEPARTMENT TOTALS:</b>				<b>32,810.00</b>	<b>32,810.00</b>	<b>28,655.32</b>	<b>4,154.68</b>	<b>.00</b>	<b>4,154.68</b>	<b>.00</b>	
<b>PERCENT EXPENDED:</b>				<b>87.3</b>	<b>PERCENT EXPENDED AND ENCUMBERED:</b>						<b>87.3</b>

306 944  
 RUN DATE: 03/10/2026  
 RUN TIME: 08.23.58

CITY OF CINCINNATI - DEPARTMENT OF FINANCE  
 DIVISION OF ACCOUNTS AND AUDITS  
 STATEMENT OF BALANCES  
 APPROPRIATED FUNDS  
 AS OF 02 / 28 / 2026

PGM ID: CFSFA104  
 PAGE: 70

FY	FND	AGY	OBJT	ORIGINAL AUTHORIZATION	ADJUSTED AUTHORIZATION	EXPENDITURES AMOUNT	UNEXPENDED BALANCE	ENCUMBRANCE AMOUNT	UNENCUMBERED BALANCE	PRE-ENCUMBERED AMOUNT	
<b>940 Govt'Al &amp; Prof'Al Services</b>											
<b>944 General Fund Overhead</b>											
2026	306	944	7100	3,120.00	3,120.00	3,120.00	.00	.00	.00	.00	
2026	306	944	7200	208,090.00	208,090.00	192,419.03	15,670.97	.00	15,670.97	.00	
<b>DIVISION TOTALS:</b>				<b>211,210.00</b>	<b>211,210.00</b>	<b>195,539.03</b>	<b>15,670.97</b>	<b>.00</b>	<b>15,670.97</b>	<b>.00</b>	
<b>DEPARTMENT TOTALS:</b>				<b>211,210.00</b>	<b>211,210.00</b>	<b>195,539.03</b>	<b>15,670.97</b>	<b>.00</b>	<b>15,670.97</b>	<b>.00</b>	
<b>PERCENT EXPENDED:</b>				<b>92.6</b>	<b>PERCENT EXPENDED AND ENCUMBERED:</b>						<b>92.6</b>
<b>318 Sawyer Point FUND</b>											
<b>200 Department Of Parks</b>											
<b>202 Parks, Operations &amp; Facility Mgmt</b>											
2026	318	202	7100	578,420.00	731,420.00	104,425.90	626,994.10	.00	626,994.10	.00	
2026	318	202	7200	215,790.00	308,914.00	105,055.92	203,858.08	59,000.67	144,857.41	.00	
2026	318	202	7300	272,070.00	282,063.00	140,422.41	141,640.59	85,484.70	56,155.89	.00	
2026	318	202	7400	43,810.00	43,810.00	22,339.95	21,470.05	13,544.76	7,925.29	.00	
2026	318	202	7500	133,750.00	133,750.00	30,471.75	103,278.25	.00	103,278.25	.00	
<b>DIVISION TOTALS:</b>				<b>1,243,840.00</b>	<b>1,499,957.00</b>	<b>402,715.93</b>	<b>1,097,241.07</b>	<b>158,030.13</b>	<b>939,210.94</b>	<b>.00</b>	
<b>203 Parks, Adm &amp; Program Services</b>											
2026	318	203	7200	6,240.00	.00	.00	.00	.00	.00	.00	
2026	318	203	7400	10,400.00	16,640.00	14,782.26	1,857.74	.00	1,857.74	.00	
<b>DIVISION TOTALS:</b>				<b>16,640.00</b>	<b>16,640.00</b>	<b>14,782.26</b>	<b>1,857.74</b>	<b>.00</b>	<b>1,857.74</b>	<b>.00</b>	
<b>DEPARTMENT TOTALS:</b>				<b>1,260,480.00</b>	<b>1,516,597.00</b>	<b>417,498.19</b>	<b>1,099,098.81</b>	<b>158,030.13</b>	<b>941,068.68</b>	<b>.00</b>	
<b>PERCENT EXPENDED:</b>				<b>27.5</b>	<b>PERCENT EXPENDED AND ENCUMBERED:</b>						<b>37.9</b>
<b>910 Employee Benefits</b>											
<b>919 Public Employee Assistance</b>											
2026	318	919	7500	1,100.00	1,100.00	280.29	819.71	.00	819.71	.00	
<b>DIVISION TOTALS:</b>				<b>1,100.00</b>	<b>1,100.00</b>	<b>280.29</b>	<b>819.71</b>	<b>.00</b>	<b>819.71</b>	<b>.00</b>	
<b>DEPARTMENT TOTALS:</b>				<b>1,100.00</b>	<b>1,100.00</b>	<b>280.29</b>	<b>819.71</b>	<b>.00</b>	<b>819.71</b>	<b>.00</b>	
<b>PERCENT EXPENDED:</b>				<b>25.5</b>	<b>PERCENT EXPENDED AND ENCUMBERED:</b>						<b>25.5</b>
<b>920 Employee Benefits (Cont)</b>											
<b>921 Workers' Comp Insurance</b>											
2026	318	921	7500	9,100.00	9,100.00	6,367.09	2,732.91	.00	2,732.91	.00	
<b>DIVISION TOTALS:</b>				<b>9,100.00</b>	<b>9,100.00</b>	<b>6,367.09</b>	<b>2,732.91</b>	<b>.00</b>	<b>2,732.91</b>	<b>.00</b>	
<b>DEPARTMENT TOTALS:</b>				<b>9,100.00</b>	<b>9,100.00</b>	<b>6,367.09</b>	<b>2,732.91</b>	<b>.00</b>	<b>2,732.91</b>	<b>.00</b>	
<b>PERCENT EXPENDED:</b>				<b>70.0</b>	<b>PERCENT EXPENDED AND ENCUMBERED:</b>						<b>70.0</b>
<b>940 Govt'Al &amp; Prof'Al Services</b>											
<b>944 General Fund Overhead</b>											
2026	318	944	7200	57,680.00	57,680.00	42,754.67	14,925.33	.00	14,925.33	.00	
<b>DIVISION TOTALS:</b>				<b>57,680.00</b>	<b>57,680.00</b>	<b>42,754.67</b>	<b>14,925.33</b>	<b>.00</b>	<b>14,925.33</b>	<b>.00</b>	
<b>DEPARTMENT TOTALS:</b>				<b>57,680.00</b>	<b>57,680.00</b>	<b>42,754.67</b>	<b>14,925.33</b>	<b>.00</b>	<b>14,925.33</b>	<b>.00</b>	
<b>PERCENT EXPENDED:</b>				<b>74.1</b>	<b>PERCENT EXPENDED AND ENCUMBERED:</b>						<b>74.1</b>

323 191  
 RUN DATE: 03/10/2026  
 RUN TIME: 08.23.58

CITY OF CINCINNATI - DEPARTMENT OF FINANCE  
 DIVISION OF ACCOUNTS AND AUDITS  
 STATEMENT OF BALANCES  
 APPROPRIATED FUNDS  
 AS OF 02 / 28 / 2026

PGM ID: CFSFA104  
 PAGE: 71

FY	FND	AGY	OBJT	ORIGINAL AUTHORIZATION	ADJUSTED AUTHORIZATION	EXPENDITURES AMOUNT	UNEXPENDED BALANCE	ENCUMBRANCE AMOUNT	UNENCUMBERED BALANCE	PRE-ENCUMBERED AMOUNT	
<b>323 Recreation Special Activities FUND</b>											
<b>190 Dept Of Public Recreation</b>											
<b>191 Recreation West Region</b>											
2026	323	191	7100	816,450.00	847,450.00	485,812.25	361,637.75	.00	361,637.75	.00	
2026	323	191	7200	186,950.00	224,950.00	98,736.45	126,213.55	16,541.96	109,671.59	.00	
2026	323	191	7300	115,260.00	115,260.00	30,142.58	85,117.42	.00	85,117.42	.00	
2026	323	191	7400	.00	18,000.00	10,521.58	7,478.42	.00	7,478.42	.00	
2026	323	191	7500	51,190.00	51,190.00	31,121.81	20,068.19	.00	20,068.19	.00	
<b>DIVISION TOTALS:</b>				<b>1,169,850.00</b>	<b>1,256,850.00</b>	<b>656,334.67</b>	<b>600,515.33</b>	<b>16,541.96</b>	<b>583,973.37</b>	<b>.00</b>	
<b>192 Recreation East Region</b>											
2026	323	192	7100	1,272,380.00	1,403,380.00	711,842.37	691,537.63	.00	691,537.63	.00	
2026	323	192	7200	189,020.00	220,220.00	139,196.27	81,023.73	49,260.22	31,763.51	.00	
2026	323	192	7300	142,930.00	142,930.00	28,390.76	114,539.24	1,722.86	112,816.38	.00	
2026	323	192	7400	1,150.00	16,950.00	9,327.73	7,622.27	.00	7,622.27	.00	
2026	323	192	7500	57,720.00	57,720.00	44,338.90	13,381.10	.00	13,381.10	.00	
<b>DIVISION TOTALS:</b>				<b>1,663,200.00</b>	<b>1,841,200.00</b>	<b>933,096.03</b>	<b>908,103.97</b>	<b>50,983.08</b>	<b>857,120.89</b>	<b>.00</b>	
<b>193 Recreation Central Region</b>											
2026	323	193	7100	1,007,230.00	1,139,230.00	640,155.62	499,074.38	.00	499,074.38	.00	
2026	323	193	7200	235,390.00	263,390.00	147,726.21	115,663.79	27,274.84	88,388.95	.00	
2026	323	193	7300	179,940.00	177,940.00	33,537.95	144,402.05	3,777.54	140,624.51	.00	
2026	323	193	7400	2,980.00	25,980.00	17,745.57	8,234.43	6,539.70	1,694.73	.00	
2026	323	193	7500	45,900.00	45,900.00	37,686.88	8,213.12	.00	8,213.12	.00	
<b>DIVISION TOTALS:</b>				<b>1,471,440.00</b>	<b>1,652,440.00</b>	<b>876,852.23</b>	<b>775,587.77</b>	<b>37,592.08</b>	<b>737,995.69</b>	<b>.00</b>	
<b>194 Recreation Maintenance</b>											
2026	323	194	7200	.00	58,000.00	.00	58,000.00	.00	58,000.00	.00	
<b>DIVISION TOTALS:</b>				<b>.00</b>	<b>58,000.00</b>	<b>.00</b>	<b>58,000.00</b>	<b>.00</b>	<b>58,000.00</b>	<b>.00</b>	
<b>197 Recreation Athletics</b>											
2026	323	197	7100	495,030.00	1,138,030.00	735,102.42	402,927.58	.00	402,927.58	.00	
2026	323	197	7200	363,500.00	375,500.00	230,779.44	144,720.56	122,406.38	22,314.18	.00	
2026	323	197	7300	138,760.00	138,760.00	73,177.62	65,582.38	10,981.44	54,600.94	.00	
2026	323	197	7400	148,290.00	148,290.00	89,034.09	59,255.91	56,896.58	2,359.33	.00	
2026	323	197	7500	44,010.00	44,010.00	6,625.84	37,384.16	.00	37,384.16	.00	
<b>DIVISION TOTALS:</b>				<b>1,189,590.00</b>	<b>1,844,590.00</b>	<b>1,134,719.41</b>	<b>709,870.59</b>	<b>190,284.40</b>	<b>519,586.19</b>	<b>.00</b>	
<b>199 Recreation Administration</b>											
2026	323	199	7100	2,190.00	2,190.00	-42,990.32	45,180.32	.00	45,180.32	.00	
2026	323	199	7200	248,490.00	248,490.00	31,762.82	216,727.18	6,163.20	210,563.98	125,000.00	
2026	323	199	7300	35,430.00	35,430.00	28,042.61	7,387.39	.00	7,387.39	.00	
2026	323	199	7400	165,840.00	180,840.00	31,198.00	149,642.00	.00	149,642.00	.00	
2026	323	199	7500	180.00	180.00	.00	180.00	.00	180.00	.00	
2026	323	199	7600	14,140.00	14,140.00	2,550.60	11,589.40	.00	11,589.40	.00	
<b>DIVISION TOTALS:</b>				<b>466,270.00</b>	<b>481,270.00</b>	<b>50,563.71</b>	<b>430,706.29</b>	<b>6,163.20</b>	<b>424,543.09</b>	<b>125,000.00</b>	
<b>DEPARTMENT TOTALS:</b>				<b>5,960,350.00</b>	<b>7,134,350.00</b>	<b>3,651,566.05</b>	<b>3,482,783.95</b>	<b>301,564.72</b>	<b>3,181,219.23</b>	<b>125,000.00</b>	
<b>PERCENT EXPENDED:</b>				<b>51.2</b>	<b>PERCENT EXPENDED AND ENCUMBERED:</b>						<b>55.4</b>

323 919  
 RUN DATE: 03/10/2026  
 RUN TIME: 08.23.58

CITY OF CINCINNATI - DEPARTMENT OF FINANCE  
 DIVISION OF ACCOUNTS AND AUDITS  
 STATEMENT OF BALANCES  
 APPROPRIATED FUNDS  
 AS OF 02 / 28 / 2026

PGM ID: CFSFA104  
 PAGE: 72

FY	FND	AGY	OBJT	ORIGINAL AUTHORIZATION	ADJUSTED AUTHORIZATION	EXPENDITURES AMOUNT	UNEXPENDED BALANCE	ENCUMBRANCE AMOUNT	UNENCUMBERED BALANCE	PRE-ENCUMBERED AMOUNT
<b>910 Employee Benefits</b>										
<b>919 Public Employee Assistance</b>										
2026	323	919	7500	6,600.00	6,600.00	6,600.00	.00	.00	.00	.00
<b>DIVISION TOTALS:</b>				<b>6,600.00</b>	<b>6,600.00</b>	<b>6,600.00</b>	<b>.00</b>	<b>.00</b>	<b>.00</b>	<b>.00</b>
<b>DEPARTMENT TOTALS:</b>				<b>6,600.00</b>	<b>6,600.00</b>	<b>6,600.00</b>	<b>.00</b>	<b>.00</b>	<b>.00</b>	<b>.00</b>
<b>PERCENT EXPENDED: 100.0</b>				<b>PERCENT EXPENDED AND ENCUMBERED: 100.0</b>						
<b>920 Employee Benefits (Cont)</b>										
<b>921 Workers' Comp Insurance</b>										
2026	323	921	7500	58,050.00	58,050.00	58,050.00	.00	.00	.00	.00
<b>DIVISION TOTALS:</b>				<b>58,050.00</b>	<b>58,050.00</b>	<b>58,050.00</b>	<b>.00</b>	<b>.00</b>	<b>.00</b>	<b>.00</b>
<b>DEPARTMENT TOTALS:</b>				<b>58,050.00</b>	<b>58,050.00</b>	<b>58,050.00</b>	<b>.00</b>	<b>.00</b>	<b>.00</b>	<b>.00</b>
<b>PERCENT EXPENDED: 100.0</b>				<b>PERCENT EXPENDED AND ENCUMBERED: 100.0</b>						
<b>940 Govt'Al &amp; Prof'Al Services</b>										
<b>944 General Fund Overhead</b>										
2026	323	944	7200	368,140.00	368,140.00	368,140.00	.00	.00	.00	.00
<b>DIVISION TOTALS:</b>				<b>368,140.00</b>	<b>368,140.00</b>	<b>368,140.00</b>	<b>.00</b>	<b>.00</b>	<b>.00</b>	<b>.00</b>
<b>DEPARTMENT TOTALS:</b>				<b>368,140.00</b>	<b>368,140.00</b>	<b>368,140.00</b>	<b>.00</b>	<b>.00</b>	<b>.00</b>	<b>.00</b>
<b>PERCENT EXPENDED: 100.0</b>				<b>PERCENT EXPENDED AND ENCUMBERED: 100.0</b>						
<b>329 Cincinnati Riverfront Park FUND</b>										
<b>200 Department Of Parks</b>										
<b>202 Parks, Operations &amp; Facility Mgmt</b>										
2026	329	202	7100	798,330.00	798,330.00	.00	798,330.00	.00	798,330.00	.00
2026	329	202	7200	276,750.00	281,726.00	72,334.73	209,391.27	102,995.60	106,395.67	.00
2026	329	202	7300	98,970.00	149,074.00	52,769.04	96,304.96	71,612.27	24,692.69	.00
2026	329	202	7400	30,600.00	30,600.00	13,690.00	16,910.00	1,213.08	15,696.92	.00
2026	329	202	7500	370,450.00	370,450.00	.00	370,450.00	.00	370,450.00	.00
<b>DIVISION TOTALS:</b>				<b>1,575,100.00</b>	<b>1,630,180.00</b>	<b>138,793.77</b>	<b>1,491,386.23</b>	<b>175,820.95</b>	<b>1,315,565.28</b>	<b>.00</b>
<b>203 Parks, Adm &amp; Program Services</b>										
2026	329	203	7200	7,280.00	.00	.00	.00	.00	.00	.00
2026	329	203	7400	10,400.00	17,680.00	14,505.37	3,174.63	.00	3,174.63	.00
<b>DIVISION TOTALS:</b>				<b>17,680.00</b>	<b>17,680.00</b>	<b>14,505.37</b>	<b>3,174.63</b>	<b>.00</b>	<b>3,174.63</b>	<b>.00</b>
<b>DEPARTMENT TOTALS:</b>				<b>1,592,780.00</b>	<b>1,647,860.00</b>	<b>153,299.14</b>	<b>1,494,560.86</b>	<b>175,820.95</b>	<b>1,318,739.91</b>	<b>.00</b>
<b>PERCENT EXPENDED: 9.3</b>				<b>PERCENT EXPENDED AND ENCUMBERED: 20.0</b>						
<b>910 Employee Benefits</b>										
<b>919 Public Employee Assistance</b>										
2026	329	919	7500	1,500.00	1,500.00	.00	1,500.00	.00	1,500.00	.00
<b>DIVISION TOTALS:</b>				<b>1,500.00</b>	<b>1,500.00</b>	<b>.00</b>	<b>1,500.00</b>	<b>.00</b>	<b>1,500.00</b>	<b>.00</b>
<b>DEPARTMENT TOTALS:</b>				<b>1,500.00</b>	<b>1,500.00</b>	<b>.00</b>	<b>1,500.00</b>	<b>.00</b>	<b>1,500.00</b>	<b>.00</b>
<b>PERCENT EXPENDED: .0</b>				<b>PERCENT EXPENDED AND ENCUMBERED: .0</b>						

329 921  
 RUN DATE: 03/10/2026  
 RUN TIME: 08.23.58

CITY OF CINCINNATI - DEPARTMENT OF FINANCE  
 DIVISION OF ACCOUNTS AND AUDITS  
 STATEMENT OF BALANCES  
 APPROPRIATED FUNDS  
 AS OF 02 / 28 / 2026

PGM ID: CFSFA104  
 PAGE: 73

FY	FND	AGY	OBJT	ORIGINAL AUTHORIZATION	ADJUSTED AUTHORIZATION	EXPENDITURES AMOUNT	UNEXPENDED BALANCE	ENCUMBRANCE AMOUNT	UNENCUMBERED BALANCE	PRE-ENCUMBERED AMOUNT
<b>920 Employee Benefits (Cont)</b>										
<b>921 Workers' Comp Insurance</b>										
2026	329	921	7500	13,270.00	13,270.00	13,270.00	.00	.00	.00	.00
<b>DIVISION TOTALS:</b>				<b>13,270.00</b>	<b>13,270.00</b>	<b>13,270.00</b>	<b>.00</b>	<b>.00</b>	<b>.00</b>	<b>.00</b>
<b>DEPARTMENT TOTALS:</b>				<b>13,270.00</b>	<b>13,270.00</b>	<b>13,270.00</b>	<b>.00</b>	<b>.00</b>	<b>.00</b>	<b>.00</b>
<b>PERCENT EXPENDED: 100.0</b>				<b>PERCENT EXPENDED AND ENCUMBERED: 100.0</b>						
<b>940 Govt'Al &amp; Prof'Al Services</b>										
<b>944 General Fund Overhead</b>										
2026	329	944	7200	84,150.00	84,150.00	84,150.00	.00	.00	.00	.00
<b>DIVISION TOTALS:</b>				<b>84,150.00</b>	<b>84,150.00</b>	<b>84,150.00</b>	<b>.00</b>	<b>.00</b>	<b>.00</b>	<b>.00</b>
<b>DEPARTMENT TOTALS:</b>				<b>84,150.00</b>	<b>84,150.00</b>	<b>84,150.00</b>	<b>.00</b>	<b>.00</b>	<b>.00</b>	<b>.00</b>
<b>PERCENT EXPENDED: 100.0</b>				<b>PERCENT EXPENDED AND ENCUMBERED: 100.0</b>						
<b>347 Hazard Abatement Fund FUND</b>										
<b>210 Dept Of Bldgs &amp; Inspections</b>										
<b>211 Bldg &amp; Inspections, Director</b>										
2026	347	211	7200	100,000.00	100,000.00	.00	100,000.00	.00	100,000.00	.00
<b>DIVISION TOTALS:</b>				<b>100,000.00</b>	<b>100,000.00</b>	<b>.00</b>	<b>100,000.00</b>	<b>.00</b>	<b>100,000.00</b>	<b>.00</b>
<b>212 Bldg &amp; Inspections, Licenses &amp; Permits</b>										
2026	347	212	7100	434,320.00	434,320.00	.00	434,320.00	.00	434,320.00	.00
2026	347	212	7200	50,260.00	50,260.00	26,758.78	23,501.22	18,180.00	5,321.22	.00
2026	347	212	7300	10,430.00	10,430.00	.00	10,430.00	.00	10,430.00	.00
2026	347	212	7500	202,260.00	202,260.00	.00	202,260.00	.00	202,260.00	.00
<b>DIVISION TOTALS:</b>				<b>697,270.00</b>	<b>697,270.00</b>	<b>26,758.78</b>	<b>670,511.22</b>	<b>18,180.00</b>	<b>652,331.22</b>	<b>.00</b>
<b>DEPARTMENT TOTALS:</b>				<b>797,270.00</b>	<b>797,270.00</b>	<b>26,758.78</b>	<b>770,511.22</b>	<b>18,180.00</b>	<b>752,331.22</b>	<b>.00</b>
<b>PERCENT EXPENDED: 3.4</b>				<b>PERCENT EXPENDED AND ENCUMBERED: 5.6</b>						
<b>910 Employee Benefits</b>										
<b>919 Public Employee Assistance</b>										
2026	347	919	7500	900.00	900.00	.00	900.00	.00	900.00	.00
<b>DIVISION TOTALS:</b>				<b>900.00</b>	<b>900.00</b>	<b>.00</b>	<b>900.00</b>	<b>.00</b>	<b>900.00</b>	<b>.00</b>
<b>DEPARTMENT TOTALS:</b>				<b>900.00</b>	<b>900.00</b>	<b>.00</b>	<b>900.00</b>	<b>.00</b>	<b>900.00</b>	<b>.00</b>
<b>PERCENT EXPENDED: .0</b>				<b>PERCENT EXPENDED AND ENCUMBERED: .0</b>						
<b>364 911 Cell Phone Fees FUND</b>										
<b>090 Enterprise Technology Solution</b>										
<b>091 Enterprise Technology Solutions</b>										
2026	364	091	7200	21,250.00	21,250.00	2,692.50	18,557.50	.00	18,557.50	.00
<b>DIVISION TOTALS:</b>				<b>21,250.00</b>	<b>21,250.00</b>	<b>2,692.50</b>	<b>18,557.50</b>	<b>.00</b>	<b>18,557.50</b>	<b>.00</b>
<b>DEPARTMENT TOTALS:</b>				<b>21,250.00</b>	<b>21,250.00</b>	<b>2,692.50</b>	<b>18,557.50</b>	<b>.00</b>	<b>18,557.50</b>	<b>.00</b>
<b>PERCENT EXPENDED: 12.7</b>				<b>PERCENT EXPENDED AND ENCUMBERED: 12.7</b>						

364 103  
 RUN DATE: 03/10/2026  
 RUN TIME: 08.23.58

CITY OF CINCINNATI - DEPARTMENT OF FINANCE  
 DIVISION OF ACCOUNTS AND AUDITS  
 STATEMENT OF BALANCES  
 APPROPRIATED FUNDS  
 AS OF 02 / 28 / 2026

PGM ID: CFSFA104  
 PAGE: 74

FY	FND	AGY	OBJT	ORIGINAL AUTHORIZATION	ADJUSTED AUTHORIZATION	EXPENDITURES AMOUNT	UNEXPENDED BALANCE	ENCUMBRANCE AMOUNT	UNENCUMBERED BALANCE	PRE-ENCUMBERED AMOUNT
<b>100 Office Of The City Manager</b>										
<b>103 Emergency Communications</b>										
2026	364	103	7100	662,780.00	662,780.00	.00	662,780.00	.00	662,780.00	.00
2026	364	103	7200	216,070.00	259,270.00	73,913.63	185,356.37	19,150.00	166,206.37	.00
2026	364	103	7300	129,300.00	5,300.00	.00	5,300.00	.00	5,300.00	.00
2026	364	103	7400	299,130.00	715,230.00	423,533.91	291,696.09	.00	291,696.09	.00
2026	364	103	7500	283,480.00	283,480.00	.00	283,480.00	.00	283,480.00	.00
<b>DIVISION TOTALS:</b>				<b>1,590,760.00</b>	<b>1,926,060.00</b>	<b>497,447.54</b>	<b>1,428,612.46</b>	<b>19,150.00</b>	<b>1,409,462.46</b>	<b>.00</b>
<b>DEPARTMENT TOTALS:</b>				<b>1,590,760.00</b>	<b>1,926,060.00</b>	<b>497,447.54</b>	<b>1,428,612.46</b>	<b>19,150.00</b>	<b>1,409,462.46</b>	<b>.00</b>
<b>PERCENT EXPENDED:</b>				<b>25.8</b>	<b>PERCENT EXPENDED AND ENCUMBERED: 26.8</b>					
<b>377 Safe &amp; Clean FUND</b>										
<b>250 Dept Of Public Services</b>										
<b>253 Div Of Neighborhood Operations</b>										
2026	377	253	7200	50,000.00	50,000.00	4,088.14	45,911.86	45,911.86	.00	.00
<b>DIVISION TOTALS:</b>				<b>50,000.00</b>	<b>50,000.00</b>	<b>4,088.14</b>	<b>45,911.86</b>	<b>45,911.86</b>	<b>.00</b>	<b>.00</b>
<b>DEPARTMENT TOTALS:</b>				<b>50,000.00</b>	<b>50,000.00</b>	<b>4,088.14</b>	<b>45,911.86</b>	<b>45,911.86</b>	<b>.00</b>	<b>.00</b>
<b>PERCENT EXPENDED:</b>				<b>8.2</b>	<b>PERCENT EXPENDED AND ENCUMBERED: 100.0</b>					
<b>395 Community Health Center FUND</b>										
<b>260 Department Of Public Health</b>										
<b>264 Primary Health Care - S.P.</b>										
2026	395	264	7100	404,050.00	404,050.00	242,465.18	161,584.82	.00	161,584.82	.00
2026	395	264	7200	770.00	2,269.00	1,808.56	460.44	248.99	211.45	.00
2026	395	264	7300	2,260.00	761.00	708.66	52.34	.00	52.34	.00
2026	395	264	7500	159,030.00	159,030.00	98,552.22	60,477.78	.00	60,477.78	.00
<b>DIVISION TOTALS:</b>				<b>566,110.00</b>	<b>566,110.00</b>	<b>343,534.62</b>	<b>222,575.38</b>	<b>248.99</b>	<b>222,326.39</b>	<b>.00</b>
<b>265 Primary Health Care - H.C.</b>										
2026	395	265	7100	9,497,150.00	9,497,150.00	5,399,737.53	4,097,412.47	.00	4,097,412.47	.00
2026	395	265	7200	3,750,380.00	5,650,380.00	2,673,559.14	2,976,820.86	2,324,915.76	651,905.10	.00
2026	395	265	7300	1,734,660.00	1,684,660.00	157,740.28	1,526,919.72	41,131.29	1,485,788.43	.00
2026	395	265	7400	1,424,310.00	1,574,310.00	887,280.09	687,029.91	684,029.93	2,999.98	.00
2026	395	265	7500	3,682,130.00	3,682,130.00	2,231,992.28	1,450,137.72	.00	1,450,137.72	.00
<b>DIVISION TOTALS:</b>				<b>20,088,630.00</b>	<b>22,088,630.00</b>	<b>11,350,309.32</b>	<b>10,738,320.68</b>	<b>3,050,076.98</b>	<b>7,688,243.70</b>	<b>.00</b>
<b>266 School &amp; Adolescent Health</b>										
2026	395	266	7100	5,169,020.00	5,169,020.00	3,069,293.42	2,099,726.58	.00	2,099,726.58	.00
2026	395	266	7200	606,200.00	637,533.00	315,654.13	321,878.87	321,834.73	44.14	.00
2026	395	266	7300	378,820.00	87,190.00	58,652.43	28,537.57	28,161.31	376.26	.00
2026	395	266	7400	180,500.00	440,797.00	145,427.57	295,369.43	295,368.18	1.25	.00
2026	395	266	7500	2,095,740.00	2,095,740.00	1,466,216.56	629,523.44	.00	629,523.44	.00
<b>DIVISION TOTALS:</b>				<b>8,430,280.00</b>	<b>8,430,280.00</b>	<b>5,055,244.11</b>	<b>3,375,035.89</b>	<b>645,364.22</b>	<b>2,729,671.67</b>	<b>.00</b>
<b>DEPARTMENT TOTALS:</b>				<b>29,085,020.00</b>	<b>31,085,020.00</b>	<b>16,749,088.05</b>	<b>14,335,931.95</b>	<b>3,695,690.19</b>	<b>10,640,241.76</b>	<b>.00</b>
<b>PERCENT EXPENDED:</b>				<b>53.9</b>	<b>PERCENT EXPENDED AND ENCUMBERED: 65.8</b>					
<b>910 Employee Benefits</b>										
<b>911 Contribution To City Pension</b>										
2026	395	911	7500	115,160.00	115,160.00	115,160.00	.00	.00	.00	.00
<b>DIVISION TOTALS:</b>				<b>115,160.00</b>	<b>115,160.00</b>	<b>115,160.00</b>	<b>.00</b>	<b>.00</b>	<b>.00</b>	<b>.00</b>

395 919  
 RUN DATE: 03/10/2026  
 RUN TIME: 08.23.58

CITY OF CINCINNATI - DEPARTMENT OF FINANCE  
 DIVISION OF ACCOUNTS AND AUDITS  
 STATEMENT OF BALANCES  
 APPROPRIATED FUNDS  
 AS OF 02 / 28 / 2026

PGM ID: CFSFA104  
 PAGE: 75

FY	FND	AGY	OBJT	ORIGINAL AUTHORIZATION	ADJUSTED AUTHORIZATION	EXPENDITURES AMOUNT	UNEXPENDED BALANCE	ENCUMBRANCE AMOUNT	UNENCUMBERED BALANCE	PRE-ENCUMBERED AMOUNT	
<b>919 Public Employee Assistance</b>											
2026	395	919	7500	27,800.00	27,800.00	25,805.30	1,994.70	.00	1,994.70	.00	
<b>DIVISION TOTALS:</b>				<b>27,800.00</b>	<b>27,800.00</b>	<b>25,805.30</b>	<b>1,994.70</b>	<b>.00</b>	<b>1,994.70</b>	<b>.00</b>	
<b>DEPARTMENT TOTALS:</b>				<b>142,960.00</b>	<b>142,960.00</b>	<b>140,965.30</b>	<b>1,994.70</b>	<b>.00</b>	<b>1,994.70</b>	<b>.00</b>	
<b>PERCENT EXPENDED:</b>				<b>98.6</b>	<b>PERCENT EXPENDED AND ENCUMBERED:</b>						<b>98.6</b>
<b>920 Employee Benefits (Cont)</b>											
<b>921 Workers' Comp Insurance</b>											
2026	395	921	7500	247,110.00	247,110.00	236,485.09	10,624.91	.00	10,624.91	.00	
<b>DIVISION TOTALS:</b>				<b>247,110.00</b>	<b>247,110.00</b>	<b>236,485.09</b>	<b>10,624.91</b>	<b>.00</b>	<b>10,624.91</b>	<b>.00</b>	
<b>DEPARTMENT TOTALS:</b>				<b>247,110.00</b>	<b>247,110.00</b>	<b>236,485.09</b>	<b>10,624.91</b>	<b>.00</b>	<b>10,624.91</b>	<b>.00</b>	
<b>PERCENT EXPENDED:</b>				<b>95.7</b>	<b>PERCENT EXPENDED AND ENCUMBERED:</b>						<b>95.7</b>
<b>940 Govt'Al &amp; Prof'Al Services</b>											
<b>944 General Fund Overhead</b>											
2026	395	944	7200	1,567,230.00	1,567,230.00	1,567,230.00	.00	.00	.00	.00	
<b>DIVISION TOTALS:</b>				<b>1,567,230.00</b>	<b>1,567,230.00</b>	<b>1,567,230.00</b>	<b>.00</b>	<b>.00</b>	<b>.00</b>	<b>.00</b>	
<b>DEPARTMENT TOTALS:</b>				<b>1,567,230.00</b>	<b>1,567,230.00</b>	<b>1,567,230.00</b>	<b>.00</b>	<b>.00</b>	<b>.00</b>	<b>.00</b>	
<b>PERCENT EXPENDED:</b>				<b>100.0</b>	<b>PERCENT EXPENDED AND ENCUMBERED:</b>						<b>100.0</b>
<b>416 Cincinnati Health District FUND</b>											
<b>260 Department Of Public Health</b>											
<b>261 Health, Office Of The Commissioner</b>											
2026	416	261	7100	1,900,780.00	1,900,780.00	1,102,607.34	798,172.66	.00	798,172.66	.00	
2026	416	261	7200	436,210.00	671,210.00	558,010.21	113,199.79	8,548.06	104,651.73	.00	
2026	416	261	7300	72,780.00	72,780.00	18,617.82	54,162.18	5,680.73	48,481.45	.00	
2026	416	261	7400	41,770.00	72,160.00	39,755.22	32,404.78	14,443.16	17,961.62	.00	
2026	416	261	7500	591,980.00	591,980.00	424,454.82	167,525.18	.00	167,525.18	.00	
2026	416	261	7600	3,070.00	3,070.00	.00	3,070.00	.00	3,070.00	.00	
<b>DIVISION TOTALS:</b>				<b>3,046,590.00</b>	<b>3,311,980.00</b>	<b>2,143,445.41</b>	<b>1,168,534.59</b>	<b>28,671.95</b>	<b>1,139,862.64</b>	<b>.00</b>	
<b>262 Health, Technical Resources</b>											
2026	416	262	7100	2,062,240.00	2,062,240.00	1,127,994.17	934,245.83	.00	934,245.83	.00	
2026	416	262	7200	517,730.00	487,730.00	248,649.56	239,080.44	239,072.52	7.92	.00	
2026	416	262	7300	71,460.00	96,460.00	65,691.94	30,768.06	30,670.03	98.03	.00	
2026	416	262	7400	3,620.00	8,620.00	4,486.09	4,133.91	3,944.44	189.47	.00	
2026	416	262	7500	839,630.00	839,630.00	449,193.23	390,436.77	.00	390,436.77	.00	
<b>DIVISION TOTALS:</b>				<b>3,494,680.00</b>	<b>3,494,680.00</b>	<b>1,896,014.99</b>	<b>1,598,665.01</b>	<b>273,686.99</b>	<b>1,324,978.02</b>	<b>.00</b>	
<b>263 Div Of Community Health</b>											
2026	416	263	7100	3,678,320.00	3,678,320.00	2,532,847.58	1,145,472.42	.00	1,145,472.42	.00	
2026	416	263	7200	264,460.00	211,460.00	158,193.60	53,266.40	49,502.35	3,764.05	.00	
2026	416	263	7300	36,940.00	36,940.00	31,671.96	5,268.04	2,932.64	2,335.40	.00	
2026	416	263	7400	1,030.00	54,030.00	38,489.77	15,540.23	4,745.14	10,795.09	.00	
2026	416	263	7500	1,427,650.00	1,427,650.00	981,237.62	446,412.38	.00	446,412.38	.00	
<b>DIVISION TOTALS:</b>				<b>5,408,400.00</b>	<b>5,408,400.00</b>	<b>3,742,440.53</b>	<b>1,665,959.47</b>	<b>57,180.13</b>	<b>1,608,779.34</b>	<b>.00</b>	

416 264  
 RUN DATE: 03/10/2026  
 RUN TIME: 08.23.58

CITY OF CINCINNATI - DEPARTMENT OF FINANCE  
 DIVISION OF ACCOUNTS AND AUDITS  
 STATEMENT OF BALANCES  
 APPROPRIATED FUNDS  
 AS OF 02 / 28 / 2026

PGM ID: CFSFA104  
 PAGE: 76

FY	FND	AGY	OBJT	ORIGINAL AUTHORIZATION	ADJUSTED AUTHORIZATION	EXPENDITURES AMOUNT	UNEXPENDED BALANCE	ENCUMBRANCE AMOUNT	UNENCUMBERED BALANCE	PRE-ENCUMBERED AMOUNT
<b>264 Primary Health Care - S.P.</b>										
2026	416	264	7100	1,796,750.00	1,796,750.00	1,115,437.14	681,312.86	.00	681,312.86	.00
2026	416	264	7200	54,220.00	109,520.00	40,623.81	68,896.19	68,826.98	69.21	.00
2026	416	264	7300	6,870.00	23,870.00	8,460.79	15,409.21	15,320.48	88.73	.00
2026	416	264	7400	82,430.00	10,130.00	5,285.83	4,844.17	4,106.04	738.13	.00
2026	416	264	7500	699,660.00	699,660.00	391,321.26	308,338.74	.00	308,338.74	.00
<b>DIVISION TOTALS:</b>				<b>2,639,930.00</b>	<b>2,639,930.00</b>	<b>1,561,128.83</b>	<b>1,078,801.17</b>	<b>88,253.50</b>	<b>990,547.67</b>	<b>.00</b>
<b>265 Primary Health Care - H.C.</b>										
2026	416	265	7100	4,503,730.00	4,503,730.00	3,283,599.15	1,220,130.85	.00	1,220,130.85	.00
2026	416	265	7200	27,650.00	25,650.00	4,158.15	21,491.85	391.92	21,099.93	.00
2026	416	265	7300	9,550.00	11,550.00	11,383.56	166.44	4.39	162.05	.00
2026	416	265	7400	2,500.00	2,500.00	940.07	1,559.93	.00	1,559.93	.00
2026	416	265	7500	1,560,970.00	1,560,970.00	790,557.04	770,412.96	.00	770,412.96	.00
<b>DIVISION TOTALS:</b>				<b>6,104,400.00</b>	<b>6,104,400.00</b>	<b>4,090,637.97</b>	<b>2,013,762.03</b>	<b>396.31</b>	<b>2,013,365.72</b>	<b>.00</b>
<b>266 School &amp; Adolescent Health</b>										
2026	416	266	7100	772,410.00	772,410.00	454,479.33	317,930.67	.00	317,930.67	.00
2026	416	266	7200	93,910.00	93,910.00	3,530.23	90,379.77	48.99	90,330.78	.00
2026	416	266	7300	21,800.00	21,800.00	2,854.68	18,945.32	77.46	18,867.86	.00
2026	416	266	7500	298,690.00	298,690.00	171,188.45	127,501.55	.00	127,501.55	.00
<b>DIVISION TOTALS:</b>				<b>1,186,810.00</b>	<b>1,186,810.00</b>	<b>632,052.69</b>	<b>554,757.31</b>	<b>126.45</b>	<b>554,630.86</b>	<b>.00</b>
<b>DEPARTMENT TOTALS:</b>				<b>21,880,810.00</b>	<b>22,146,200.00</b>	<b>14,065,720.42</b>	<b>8,080,479.58</b>	<b>448,315.33</b>	<b>7,632,164.25</b>	<b>.00</b>
<b>PERCENT EXPENDED:</b>				<b>63.5</b>	<b>PERCENT EXPENDED AND ENCUMBERED:</b>					
								<b>65.5</b>		
<b>910 Employee Benefits</b>										
<b>911 Contribution To City Pension</b>										
2026	416	911	7500	121,810.00	121,810.00	121,810.00	.00	.00	.00	.00
<b>DIVISION TOTALS:</b>				<b>121,810.00</b>	<b>121,810.00</b>	<b>121,810.00</b>	<b>.00</b>	<b>.00</b>	<b>.00</b>	<b>.00</b>
<b>919 Public Employee Assistance</b>										
2026	416	919	7500	28,300.00	28,300.00	25,574.57	2,725.43	.00	2,725.43	.00
<b>DIVISION TOTALS:</b>				<b>28,300.00</b>	<b>28,300.00</b>	<b>25,574.57</b>	<b>2,725.43</b>	<b>.00</b>	<b>2,725.43</b>	<b>.00</b>
<b>DEPARTMENT TOTALS:</b>				<b>150,110.00</b>	<b>150,110.00</b>	<b>147,384.57</b>	<b>2,725.43</b>	<b>.00</b>	<b>2,725.43</b>	<b>.00</b>
<b>PERCENT EXPENDED:</b>				<b>98.2</b>	<b>PERCENT EXPENDED AND ENCUMBERED:</b>					
								<b>98.2</b>		
<b>920 Employee Benefits (Cont)</b>										
<b>921 Workers' Comp Insurance</b>										
2026	416	921	7500	251,060.00	251,060.00	233,088.73	17,971.27	.00	17,971.27	.00
<b>DIVISION TOTALS:</b>				<b>251,060.00</b>	<b>251,060.00</b>	<b>233,088.73</b>	<b>17,971.27</b>	<b>.00</b>	<b>17,971.27</b>	<b>.00</b>
<b>DEPARTMENT TOTALS:</b>				<b>251,060.00</b>	<b>251,060.00</b>	<b>233,088.73</b>	<b>17,971.27</b>	<b>.00</b>	<b>17,971.27</b>	<b>.00</b>
<b>PERCENT EXPENDED:</b>				<b>92.8</b>	<b>PERCENT EXPENDED AND ENCUMBERED:</b>					
								<b>92.8</b>		
<b>940 Govt'Al &amp; Prof'Al Services</b>										
<b>941 Audit And Examiner's Fees</b>										
2026	416	941	7200	6,000.00	6,000.00	.00	6,000.00	.00	6,000.00	.00
<b>DIVISION TOTALS:</b>				<b>6,000.00</b>	<b>6,000.00</b>	<b>.00</b>	<b>6,000.00</b>	<b>.00</b>	<b>6,000.00</b>	<b>.00</b>

416 944  
 RUN DATE: 03/10/2026  
 RUN TIME: 08.23.58

CITY OF CINCINNATI - DEPARTMENT OF FINANCE  
 DIVISION OF ACCOUNTS AND AUDITS  
 STATEMENT OF BALANCES  
 APPROPRIATED FUNDS  
 AS OF 02 / 28 / 2026

PGM ID: CFSFA104  
 PAGE: 77

FY	FND	AGY	OBJT	ORIGINAL AUTHORIZATION	ADJUSTED AUTHORIZATION	EXPENDITURES AMOUNT	UNEXPENDED BALANCE	ENCUMBRANCE AMOUNT	UNENCUMBERED BALANCE	PRE-ENCUMBERED AMOUNT	
<b>944 General Fund Overhead</b>											
2026	416	944	7100	13,680.00	13,680.00	13,680.00	.00	.00	.00	.00	
<b>DIVISION TOTALS:</b>				<b>13,680.00</b>	<b>13,680.00</b>	<b>13,680.00</b>	<b>.00</b>	<b>.00</b>	<b>.00</b>	<b>.00</b>	
<b>DEPARTMENT TOTALS:</b>				<b>19,680.00</b>	<b>19,680.00</b>	<b>13,680.00</b>	<b>6,000.00</b>	<b>.00</b>	<b>6,000.00</b>	<b>.00</b>	
<b>PERCENT EXPENDED:</b>				<b>69.5</b>	<b>PERCENT EXPENDED AND ENCUMBERED:</b>						<b>69.5</b>
<b>449 Cinti Area Geographic Info Sys FUND</b>											
<b>100 Office Of The City Manager</b>											
<b>108 Dept of Performance &amp; Data Analytics</b>											
2026	449	108	7100	2,188,800.00	2,188,800.00	1,272,076.80	916,723.20	.00	916,723.20	.00	
2026	449	108	7200	1,007,730.00	224,754.00	174,219.08	50,534.92	50,440.32	94.60	.00	
2026	449	108	7300	59,420.00	47,420.00	519.05	46,900.95	4,330.60	42,570.35	.00	
2026	449	108	7400	1,004,770.00	1,799,746.00	1,638,340.31	161,405.69	155,748.85	5,656.84	.00	
2026	449	108	7500	712,910.00	712,910.00	450,989.59	261,920.41	.00	261,920.41	.00	
<b>DIVISION TOTALS:</b>				<b>4,973,630.00</b>	<b>4,973,630.00</b>	<b>3,536,144.83</b>	<b>1,437,485.17</b>	<b>210,519.77</b>	<b>1,226,965.40</b>	<b>.00</b>	
<b>DEPARTMENT TOTALS:</b>				<b>4,973,630.00</b>	<b>4,973,630.00</b>	<b>3,536,144.83</b>	<b>1,437,485.17</b>	<b>210,519.77</b>	<b>1,226,965.40</b>	<b>.00</b>	
<b>PERCENT EXPENDED:</b>				<b>71.1</b>	<b>PERCENT EXPENDED AND ENCUMBERED:</b>						<b>75.3</b>
<b>910 Employee Benefits</b>											
<b>911 Contribution To City Pension</b>											
2026	449	911	7500	32,090.00	32,090.00	32,090.00	.00	.00	.00	.00	
<b>DIVISION TOTALS:</b>				<b>32,090.00</b>	<b>32,090.00</b>	<b>32,090.00</b>	<b>.00</b>	<b>.00</b>	<b>.00</b>	<b>.00</b>	
<b>919 Public Employee Assistance</b>											
2026	449	919	7500	4,100.00	4,100.00	3,613.17	486.83	.00	486.83	.00	
<b>DIVISION TOTALS:</b>				<b>4,100.00</b>	<b>4,100.00</b>	<b>3,613.17</b>	<b>486.83</b>	<b>.00</b>	<b>486.83</b>	<b>.00</b>	
<b>DEPARTMENT TOTALS:</b>				<b>36,190.00</b>	<b>36,190.00</b>	<b>35,703.17</b>	<b>486.83</b>	<b>.00</b>	<b>486.83</b>	<b>.00</b>	
<b>PERCENT EXPENDED:</b>				<b>98.7</b>	<b>PERCENT EXPENDED AND ENCUMBERED:</b>						<b>98.7</b>
<b>920 Employee Benefits (Cont)</b>											
<b>921 Workers' Comp Insurance</b>											
2026	449	921	7500	36,050.00	36,050.00	33,086.13	2,963.87	.00	2,963.87	.00	
<b>DIVISION TOTALS:</b>				<b>36,050.00</b>	<b>36,050.00</b>	<b>33,086.13</b>	<b>2,963.87</b>	<b>.00</b>	<b>2,963.87</b>	<b>.00</b>	
<b>DEPARTMENT TOTALS:</b>				<b>36,050.00</b>	<b>36,050.00</b>	<b>33,086.13</b>	<b>2,963.87</b>	<b>.00</b>	<b>2,963.87</b>	<b>.00</b>	
<b>PERCENT EXPENDED:</b>				<b>91.8</b>	<b>PERCENT EXPENDED AND ENCUMBERED:</b>						<b>91.8</b>
<b>940 Govt'Al &amp; Prof'Al Services</b>											
<b>944 General Fund Overhead</b>											
2026	449	944	7200	228,610.00	228,610.00	222,171.81	6,438.19	.00	6,438.19	.00	
<b>DIVISION TOTALS:</b>				<b>228,610.00</b>	<b>228,610.00</b>	<b>222,171.81</b>	<b>6,438.19</b>	<b>.00</b>	<b>6,438.19</b>	<b>.00</b>	
<b>DEPARTMENT TOTALS:</b>				<b>228,610.00</b>	<b>228,610.00</b>	<b>222,171.81</b>	<b>6,438.19</b>	<b>.00</b>	<b>6,438.19</b>	<b>.00</b>	
<b>PERCENT EXPENDED:</b>				<b>97.2</b>	<b>PERCENT EXPENDED AND ENCUMBERED:</b>						<b>97.2</b>

455 111  
 RUN DATE: 03/10/2026  
 RUN TIME: 08.23.58

CITY OF CINCINNATI - DEPARTMENT OF FINANCE  
 DIVISION OF ACCOUNTS AND AUDITS  
 STATEMENT OF BALANCES  
 APPROPRIATED FUNDS  
 AS OF 02 / 28 / 2026

PGM ID: CFSFA104  
 PAGE: 78

FY	FND	AGY	OBJT	ORIGINAL AUTHORIZATION	ADJUSTED AUTHORIZATION	EXPENDITURES AMOUNT	UNEXPENDED BALANCE	ENCUMBRANCE AMOUNT	UNENCUMBERED BALANCE	PRE-ENCUMBERED AMOUNT	
<b>455 Streetcar Operations FUND</b>											
<b>110 Department Of Law</b>											
<b>111 Civil</b>											
2026	455	111	7100	106,960.00	106,960.00	60,161.98	46,798.02	.00	46,798.02	.00	
2026	455	111	7500	46,720.00	46,720.00	25,525.74	21,194.26	.00	21,194.26	.00	
<b>DIVISION TOTALS:</b>				<b>153,680.00</b>	<b>153,680.00</b>	<b>85,687.72</b>	<b>67,992.28</b>	<b>.00</b>	<b>67,992.28</b>	<b>.00</b>	
<b>DEPARTMENT TOTALS:</b>				<b>153,680.00</b>	<b>153,680.00</b>	<b>85,687.72</b>	<b>67,992.28</b>	<b>.00</b>	<b>67,992.28</b>	<b>.00</b>	
<b>PERCENT EXPENDED:</b>				<b>55.8</b>	<b>PERCENT EXPENDED AND ENCUMBERED:</b>						<b>55.8</b>
<b>230 Dept Of Transportation &amp; Engin</b>											
<b>236 Division of Streetcar Operations</b>											
2026	455	236	7100	397,840.00	397,840.00	235,459.98	162,380.02	.00	162,380.02	.00	
2026	455	236	7200	5,463,010.00	5,490,788.00	1,909,464.34	3,581,323.66	3,487,031.34	94,292.32	2.00	
2026	455	236	7300	11,000.00	11,000.00	1,646.68	9,353.32	.00	9,353.32	.00	
2026	455	236	7400	49,600.00	49,600.00	44,379.60	5,220.40	1,984.05	3,236.35	.00	
2026	455	236	7500	141,890.00	141,890.00	68,621.15	73,268.85	.00	73,268.85	.00	
<b>DIVISION TOTALS:</b>				<b>6,063,340.00</b>	<b>6,091,118.00</b>	<b>2,259,571.75</b>	<b>3,831,546.25</b>	<b>3,489,015.39</b>	<b>342,530.86</b>	<b>2.00</b>	
<b>238 Division of Traffic Services</b>											
2026	455	238	7100	94,580.00	94,580.00	73,000.10	21,579.90	.00	21,579.90	.00	
2026	455	238	7500	28,840.00	28,840.00	19,979.92	8,860.08	.00	8,860.08	.00	
<b>DIVISION TOTALS:</b>				<b>123,420.00</b>	<b>123,420.00</b>	<b>92,980.02</b>	<b>30,439.98</b>	<b>.00</b>	<b>30,439.98</b>	<b>.00</b>	
<b>DEPARTMENT TOTALS:</b>				<b>6,186,760.00</b>	<b>6,214,538.00</b>	<b>2,352,551.77</b>	<b>3,861,986.23</b>	<b>3,489,015.39</b>	<b>372,970.84</b>	<b>2.00</b>	
<b>PERCENT EXPENDED:</b>				<b>37.9</b>	<b>PERCENT EXPENDED AND ENCUMBERED:</b>						<b>94.0</b>
<b>910 Employee Benefits</b>											
<b>919 Public Employee Assistance</b>											
2026	455	919	7500	1,100.00	1,100.00	969.72	130.28	.00	130.28	.00	
<b>DIVISION TOTALS:</b>				<b>1,100.00</b>	<b>1,100.00</b>	<b>969.72</b>	<b>130.28</b>	<b>.00</b>	<b>130.28</b>	<b>.00</b>	
<b>DEPARTMENT TOTALS:</b>				<b>1,100.00</b>	<b>1,100.00</b>	<b>969.72</b>	<b>130.28</b>	<b>.00</b>	<b>130.28</b>	<b>.00</b>	
<b>PERCENT EXPENDED:</b>				<b>88.2</b>	<b>PERCENT EXPENDED AND ENCUMBERED:</b>						<b>88.2</b>
<b>920 Employee Benefits (Cont)</b>											
<b>921 Workers' Comp Insurance</b>											
2026	455	921	7500	9,670.00	9,670.00	9,670.00	.00	.00	.00	.00	
<b>DIVISION TOTALS:</b>				<b>9,670.00</b>	<b>9,670.00</b>	<b>9,670.00</b>	<b>.00</b>	<b>.00</b>	<b>.00</b>	<b>.00</b>	
<b>DEPARTMENT TOTALS:</b>				<b>9,670.00</b>	<b>9,670.00</b>	<b>9,670.00</b>	<b>.00</b>	<b>.00</b>	<b>.00</b>	<b>.00</b>	
<b>PERCENT EXPENDED:</b>				<b>100.0</b>	<b>PERCENT EXPENDED AND ENCUMBERED:</b>						<b>100.0</b>
<b>940 Govt'Al &amp; Prof'Al Services</b>											
<b>944 General Fund Overhead</b>											
2026	455	944	7200	61,320.00	61,320.00	61,320.00	.00	.00	.00	.00	
<b>DIVISION TOTALS:</b>				<b>61,320.00</b>	<b>61,320.00</b>	<b>61,320.00</b>	<b>.00</b>	<b>.00</b>	<b>.00</b>	<b>.00</b>	
<b>DEPARTMENT TOTALS:</b>				<b>61,320.00</b>	<b>61,320.00</b>	<b>61,320.00</b>	<b>.00</b>	<b>.00</b>	<b>.00</b>	<b>.00</b>	
<b>PERCENT EXPENDED:</b>				<b>100.0</b>	<b>PERCENT EXPENDED AND ENCUMBERED:</b>						<b>100.0</b>

457 093  
 RUN DATE: 03/10/2026  
 RUN TIME: 08.23.58

CITY OF CINCINNATI - DEPARTMENT OF FINANCE  
 DIVISION OF ACCOUNTS AND AUDITS  
 STATEMENT OF BALANCES  
 APPROPRIATED FUNDS  
 AS OF 02 / 28 / 2026

FY	FND	AGY	OBJT	ORIGINAL AUTHORIZATION	ADJUSTED AUTHORIZATION	EXPENDITURES AMOUNT	UNEXPENDED BALANCE	ENCUMBRANCE AMOUNT	UNENCUMBERED BALANCE	PRE-ENCUMBERED AMOUNT	
<b>457 CLEAR FUND</b>											
<b>090 Enterprise Technology Solution</b>											
<b>093 ETS-CLEAR</b>											
2026	457	093	7100	1,768,380.00	1,768,380.00	840,920.88	927,459.12	.00	927,459.12	.00	
2026	457	093	7200	2,170,880.00	2,170,880.00	1,126,572.01	1,044,307.99	330,210.33	714,097.66	.00	
2026	457	093	7300	902,200.00	902,200.00	139,787.23	762,412.77	3,238.54	759,174.23	.00	
2026	457	093	7400	1,018,360.00	1,018,360.00	379,154.53	639,205.47	187,785.61	451,419.86	.00	
2026	457	093	7500	545,690.00	545,690.00	306,045.58	239,644.42	.00	239,644.42	.00	
<b>DIVISION TOTALS:</b>				<b>6,405,510.00</b>	<b>6,405,510.00</b>	<b>2,792,480.23</b>	<b>3,613,029.77</b>	<b>521,234.48</b>	<b>3,091,795.29</b>	<b>.00</b>	
<b>DEPARTMENT TOTALS:</b>				<b>6,405,510.00</b>	<b>6,405,510.00</b>	<b>2,792,480.23</b>	<b>3,613,029.77</b>	<b>521,234.48</b>	<b>3,091,795.29</b>	<b>.00</b>	
<b>PERCENT EXPENDED:</b>				<b>43.6</b>	<b>PERCENT EXPENDED AND ENCUMBERED:</b>						<b>51.7</b>
<b>910 Employee Benefits</b>											
<b>911 Contribution To City Pension</b>											
2026	457	911	7500	14,150.00	14,150.00	14,150.00	.00	.00	.00	.00	
<b>DIVISION TOTALS:</b>				<b>14,150.00</b>	<b>14,150.00</b>	<b>14,150.00</b>	<b>.00</b>	<b>.00</b>	<b>.00</b>	<b>.00</b>	
<b>919 Public Employee Assistance</b>											
2026	457	919	7500	3,200.00	3,200.00	2,070.89	1,129.11	.00	1,129.11	.00	
<b>DIVISION TOTALS:</b>				<b>3,200.00</b>	<b>3,200.00</b>	<b>2,070.89</b>	<b>1,129.11</b>	<b>.00</b>	<b>1,129.11</b>	<b>.00</b>	
<b>DEPARTMENT TOTALS:</b>				<b>17,350.00</b>	<b>17,350.00</b>	<b>16,220.89</b>	<b>1,129.11</b>	<b>.00</b>	<b>1,129.11</b>	<b>.00</b>	
<b>PERCENT EXPENDED:</b>				<b>93.5</b>	<b>PERCENT EXPENDED AND ENCUMBERED:</b>						<b>93.5</b>
<b>920 Employee Benefits (Cont)</b>											
<b>921 Workers' Comp Insurance</b>											
2026	457	921	7500	28,450.00	28,450.00	18,906.18	9,543.82	.00	9,543.82	.00	
<b>DIVISION TOTALS:</b>				<b>28,450.00</b>	<b>28,450.00</b>	<b>18,906.18</b>	<b>9,543.82</b>	<b>.00</b>	<b>9,543.82</b>	<b>.00</b>	
<b>DEPARTMENT TOTALS:</b>				<b>28,450.00</b>	<b>28,450.00</b>	<b>18,906.18</b>	<b>9,543.82</b>	<b>.00</b>	<b>9,543.82</b>	<b>.00</b>	
<b>PERCENT EXPENDED:</b>				<b>66.5</b>	<b>PERCENT EXPENDED AND ENCUMBERED:</b>						<b>66.5</b>
<b>940 Govt'Al &amp; Prof'Al Services</b>											
<b>944 General Fund Overhead</b>											
2026	457	944	7200	180,420.00	180,420.00	126,954.05	53,465.95	.00	53,465.95	.00	
<b>DIVISION TOTALS:</b>				<b>180,420.00</b>	<b>180,420.00</b>	<b>126,954.05</b>	<b>53,465.95</b>	<b>.00</b>	<b>53,465.95</b>	<b>.00</b>	
<b>DEPARTMENT TOTALS:</b>				<b>180,420.00</b>	<b>180,420.00</b>	<b>126,954.05</b>	<b>53,465.95</b>	<b>.00</b>	<b>53,465.95</b>	<b>.00</b>	
<b>PERCENT EXPENDED:</b>				<b>70.4</b>	<b>PERCENT EXPENDED AND ENCUMBERED:</b>						<b>70.4</b>
<b>701 Metropolitan Sewer District FUND</b>											
<b>410 Dept. of Sewers Director's Off</b>											
<b>410 Dept. of Sewers Director's Office</b>											
2026	701	410	7100	1,616,334.00	1,616,334.00	217,237.16	1,399,096.84	.00	1,399,096.84	.00	
2026	701	410	7200	443,101.00	443,101.00	11,670.30	431,430.70	21,485.69	409,945.01	.00	
2026	701	410	7300	12,356.00	12,356.00	800.47	11,555.53	.00	11,555.53	.00	
2026	701	410	7400	333,148.00	333,148.00	81,260.03	251,887.97	82,878.00	169,009.97	.00	
2026	701	410	7500	527,889.00	527,889.00	72,224.85	455,664.15	.00	455,664.15	.00	
<b>DIVISION TOTALS:</b>				<b>2,932,828.00</b>	<b>2,932,828.00</b>	<b>383,192.81</b>	<b>2,549,635.19</b>	<b>104,363.69</b>	<b>2,445,271.50</b>	<b>.00</b>	
<b>DEPARTMENT TOTALS:</b>				<b>2,932,828.00</b>	<b>2,932,828.00</b>	<b>383,192.81</b>	<b>2,549,635.19</b>	<b>104,363.69</b>	<b>2,445,271.50</b>	<b>.00</b>	
<b>PERCENT EXPENDED:</b>				<b>13.1</b>	<b>PERCENT EXPENDED AND ENCUMBERED:</b>						<b>16.6</b>

701 420  
 RUN DATE: 03/10/2026  
 RUN TIME: 08.23.58

CITY OF CINCINNATI - DEPARTMENT OF FINANCE  
 DIVISION OF ACCOUNTS AND AUDITS  
 STATEMENT OF BALANCES  
 APPROPRIATED FUNDS  
 AS OF 02 / 28 / 2026

PGM ID: CFSFA104  
 PAGE: 80

FY	FND	AGY	OBJT	ORIGINAL AUTHORIZATION	ADJUSTED AUTHORIZATION	EXPENDITURES AMOUNT	UNEXPENDED BALANCE	ENCUMBRANCE AMOUNT	UNENCUMBERED BALANCE	PRE-ENCUMBERED AMOUNT	
<b>420 MSD Div Of Wastewater Engineer</b>											
<b>420 MSD Div Of Wastewater Engineering</b>											
2026	701	420	7100	3,861,995.00	3,861,995.00	388,248.84	3,473,746.16	.00	3,473,746.16	.00	
2026	701	420	7200	4,647,662.00	4,647,662.00	26,166.63	4,621,495.37	3,321,735.13	1,299,760.24	.00	
2026	701	420	7300	678,731.00	678,731.00	6,941.46	671,789.54	40,393.95	631,395.59	.00	
2026	701	420	7400	417,646.00	417,646.00	229,070.81	188,575.19	17,860.48	170,714.71	.00	
2026	701	420	7500	2,077,122.00	2,077,122.00	126,683.05	1,950,438.95	.00	1,950,438.95	.00	
<b>DIVISION TOTALS:</b>				<b>11,683,156.00</b>	<b>11,683,156.00</b>	<b>777,110.79</b>	<b>10,906,045.21</b>	<b>3,379,989.56</b>	<b>7,526,055.65</b>	<b>.00</b>	
<b>DEPARTMENT TOTALS:</b>				<b>11,683,156.00</b>	<b>11,683,156.00</b>	<b>777,110.79</b>	<b>10,906,045.21</b>	<b>3,379,989.56</b>	<b>7,526,055.65</b>	<b>.00</b>	
<b>PERCENT EXPENDED:</b>				<b>6.7</b>	<b>PERCENT EXPENDED AND ENCUMBERED:</b>						<b>35.6</b>
<b>430 MSD Div Of Wastewater Admin</b>											
<b>430 MSD Div Of Wastewater Admin</b>											
2026	701	430	7100	4,777,594.00	4,777,594.00	386,780.75	4,390,813.25	1,491,760.00	2,899,053.25	.00	
2026	701	430	7200	8,118,925.00	8,122,425.00	930,265.18	7,192,159.82	6,949,294.97	242,864.85	.00	
2026	701	430	7300	32,052.00	32,052.00	2,812.00	29,240.00	19,508.83	9,731.17	.00	
2026	701	430	7400	73,392.00	69,892.00	1,781.05	68,110.95	.00	68,110.95	.00	
2026	701	430	7500	971,439.00	971,439.00	142,323.34	829,115.66	559,081.00	270,034.66	.00	
<b>DIVISION TOTALS:</b>				<b>13,973,402.00</b>	<b>13,973,402.00</b>	<b>1,463,962.32</b>	<b>12,509,439.68</b>	<b>9,019,644.80</b>	<b>3,489,794.88</b>	<b>.00</b>	
<b>431 MSD Division of Information Technology</b>											
2026	701	431	7100	3,138,873.00	3,138,873.00	426,495.60	2,712,377.40	.00	2,712,377.40	.00	
2026	701	431	7200	2,251,323.00	2,251,323.00	9,484.81	2,241,838.19	48,893.31	2,192,944.88	.00	
2026	701	431	7300	187,550.00	187,550.00	26,710.96	160,839.04	27,829.52	133,009.52	.00	
2026	701	431	7400	2,737,939.00	2,737,939.00	277,521.36	2,460,417.64	184,709.76	2,275,707.88	412,713.15	
2026	701	431	7500	1,082,439.00	1,082,439.00	143,472.23	938,966.77	.00	938,966.77	.00	
<b>DIVISION TOTALS:</b>				<b>9,398,124.00</b>	<b>9,398,124.00</b>	<b>883,684.96</b>	<b>8,514,439.04</b>	<b>261,432.59</b>	<b>8,253,006.45</b>	<b>412,713.15</b>	
<b>DEPARTMENT TOTALS:</b>				<b>23,371,526.00</b>	<b>23,371,526.00</b>	<b>2,347,647.28</b>	<b>21,023,878.72</b>	<b>9,281,077.39</b>	<b>11,742,801.33</b>	<b>412,713.15</b>	
<b>PERCENT EXPENDED:</b>				<b>10.0</b>	<b>PERCENT EXPENDED AND ENCUMBERED:</b>						<b>49.8</b>
<b>440 MSD Div Of Wastewater Treatmen</b>											
<b>441 MSD Office Of Superintendent</b>											
2026	701	441	7100	2,106,424.00	2,106,424.00	281,167.19	1,825,256.81	.00	1,825,256.81	.00	
2026	701	441	7200	254,509.00	254,509.00	5,230.59	249,278.41	21,838.91	227,439.50	.00	
2026	701	441	7300	472,078.00	472,078.00	35,491.73	436,586.27	325,443.36	111,142.91	.00	
2026	701	441	7400	49,699.00	49,699.00	9,086.00	40,613.00	.00	40,613.00	.00	
2026	701	441	7500	832,019.00	832,019.00	108,654.39	723,364.61	.00	723,364.61	.00	
<b>DIVISION TOTALS:</b>				<b>3,714,729.00</b>	<b>3,714,729.00</b>	<b>439,629.90</b>	<b>3,275,099.10</b>	<b>347,282.27</b>	<b>2,927,816.83</b>	<b>.00</b>	
<b>442 MSD Millcreek Section</b>											
2026	701	442	7100	6,087,469.00	6,087,469.00	920,202.73	5,167,266.27	.00	5,167,266.27	.00	
2026	701	442	7200	9,979,379.00	10,079,379.00	1,432,415.22	8,646,963.78	4,720,805.48	3,926,158.30	.00	
2026	701	442	7300	8,623,518.00	8,623,518.00	651,366.45	7,972,151.55	2,783,632.37	5,188,519.18	.00	
2026	701	442	7400	240,809.00	240,809.00	16,242.46	224,566.54	22,197.02	202,369.52	.00	
2026	701	442	7500	2,234,439.00	2,234,439.00	344,630.99	1,889,808.01	.00	1,889,808.01	.00	
<b>DIVISION TOTALS:</b>				<b>27,165,614.00</b>	<b>27,265,614.00</b>	<b>3,364,857.85</b>	<b>23,900,756.15</b>	<b>7,526,634.87</b>	<b>16,374,121.28</b>	<b>.00</b>	
<b>443 MSD Little Miami Section</b>											
2026	701	443	7100	2,491,518.00	2,491,518.00	357,755.98	2,133,762.02	.00	2,133,762.02	.00	
2026	701	443	7200	5,447,457.00	5,272,457.00	405,821.67	4,866,635.33	2,486,161.65	2,380,473.68	.00	
2026	701	443	7300	1,357,329.00	1,357,329.00	61,107.15	1,296,221.85	399,999.49	896,222.36	61,229.30	
2026	701	443	7400	110,639.00	110,639.00	7,462.24	103,176.76	.00	103,176.76	.00	
2026	701	443	7500	878,339.00	878,339.00	121,739.60	756,599.40	.00	756,599.40	.00	
<b>DIVISION TOTALS:</b>				<b>10,285,282.00</b>	<b>10,110,282.00</b>	<b>953,886.64</b>	<b>9,156,395.36</b>	<b>2,886,161.14</b>	<b>6,270,234.22</b>	<b>61,229.30</b>	

701 444  
 RUN DATE: 03/10/2026  
 RUN TIME: 08.23.58

CITY OF CINCINNATI - DEPARTMENT OF FINANCE  
 DIVISION OF ACCOUNTS AND AUDITS  
 STATEMENT OF BALANCES  
 APPROPRIATED FUNDS  
 AS OF 02 / 28 / 2026

PGM ID: CFSFA104  
 PAGE: 81

FY	FND	AGY	OBJT	ORIGINAL AUTHORIZATION	ADJUSTED AUTHORIZATION	EXPENDITURES AMOUNT	UNEXPENDED BALANCE	ENCUMBRANCE AMOUNT	UNENCUMBERED BALANCE	PRE-ENCUMBERED AMOUNT	
<b>444 MSD Muddy Creek Section</b>											
2026	701	444	7100	1,461,466.00	1,461,466.00	256,463.29	1,205,002.71	.00	1,205,002.71	.00	
2026	701	444	7200	3,016,342.00	3,041,342.00	208,008.97	2,833,333.03	1,305,031.56	1,528,301.47	.00	
2026	701	444	7300	969,551.00	969,551.00	18,716.57	950,834.43	163,809.34	787,025.09	.00	
2026	701	444	7400	29,621.00	29,621.00	5,000.00	24,621.00	.00	24,621.00	.00	
2026	701	444	7500	624,121.00	624,121.00	97,316.77	526,804.23	.00	526,804.23	.00	
<b>DIVISION TOTALS:</b>				<b>6,101,101.00</b>	<b>6,126,101.00</b>	<b>585,505.60</b>	<b>5,540,595.40</b>	<b>1,468,840.90</b>	<b>4,071,754.50</b>	<b>.00</b>	
<b>445 MSD Sycamore Section</b>											
2026	701	445	7100	886,466.00	886,466.00	126,442.02	760,023.98	.00	760,023.98	.00	
2026	701	445	7200	1,488,047.00	1,548,047.00	160,047.86	1,387,999.14	936,442.59	451,556.55	.00	
2026	701	445	7300	431,353.00	431,353.00	34,383.01	396,969.99	53,078.14	343,891.85	.00	
2026	701	445	7400	16,678.00	16,678.00	100.00	16,578.00	.00	16,578.00	.00	
2026	701	445	7500	390,579.00	390,579.00	53,314.02	337,264.98	.00	337,264.98	.00	
<b>DIVISION TOTALS:</b>				<b>3,213,123.00</b>	<b>3,273,123.00</b>	<b>374,286.91</b>	<b>2,898,836.09</b>	<b>989,520.73</b>	<b>1,909,315.36</b>	<b>.00</b>	
<b>446 MSD Taylor Creek Section</b>											
2026	701	446	7100	920,310.00	920,310.00	153,113.99	767,196.01	.00	767,196.01	.00	
2026	701	446	7200	1,395,790.00	1,445,790.00	146,484.54	1,299,305.46	975,950.28	323,355.18	.00	
2026	701	446	7300	436,576.00	436,576.00	7,784.29	428,791.71	8,799.75	419,991.96	.00	
2026	701	446	7400	16,950.00	16,950.00	1,462.95	15,487.05	.00	15,487.05	.00	
2026	701	446	7500	394,493.00	394,493.00	60,390.36	334,102.64	.00	334,102.64	.00	
<b>DIVISION TOTALS:</b>				<b>3,164,119.00</b>	<b>3,214,119.00</b>	<b>369,236.13</b>	<b>2,844,882.87</b>	<b>984,750.03</b>	<b>1,860,132.84</b>	<b>.00</b>	
<b>447 MSD Polk Run Section</b>											
2026	701	447	7100	953,694.00	953,694.00	141,222.06	812,471.94	.00	812,471.94	.00	
2026	701	447	7200	1,221,116.00	1,261,116.00	115,351.59	1,145,764.41	820,567.53	325,196.88	.00	
2026	701	447	7300	233,754.00	233,754.00	26,611.38	207,142.62	9,384.79	197,757.83	.00	
2026	701	447	7400	10,483.00	10,483.00	881.83	9,601.17	.00	9,601.17	.00	
2026	701	447	7500	357,235.00	357,235.00	58,671.32	298,563.68	.00	298,563.68	.00	
<b>DIVISION TOTALS:</b>				<b>2,776,282.00</b>	<b>2,816,282.00</b>	<b>342,738.18</b>	<b>2,473,543.82</b>	<b>829,952.32</b>	<b>1,643,591.50</b>	<b>.00</b>	
<b>448 MSD Pump Stations</b>											
2026	701	448	7100	1,154,523.00	1,154,523.00	147,815.82	1,006,707.18	.00	1,006,707.18	.00	
2026	701	448	7200	1,330,645.00	1,329,445.00	22,432.91	1,307,012.09	719,792.12	587,219.97	.00	
2026	701	448	7300	596,115.00	596,115.00	23,136.40	572,978.60	302,431.92	270,546.68	.00	
2026	701	448	7400	.00	1,200.00	297.32	902.68	.00	902.68	.00	
2026	701	448	7500	420,151.00	420,151.00	52,022.60	368,128.40	.00	368,128.40	.00	
<b>DIVISION TOTALS:</b>				<b>3,501,434.00</b>	<b>3,501,434.00</b>	<b>245,705.05</b>	<b>3,255,728.95</b>	<b>1,022,224.04</b>	<b>2,233,504.91</b>	<b>.00</b>	
<b>449 MSD Maintenance Section</b>											
2026	701	449	7100	5,618,760.00	5,618,760.00	774,278.11	4,844,481.89	.00	4,844,481.89	.00	
2026	701	449	7200	922,001.00	922,001.00	36,186.36	885,814.64	45,040.07	840,774.57	.00	
2026	701	449	7300	467,892.00	467,892.00	21,441.29	446,450.71	510.00	445,940.71	.00	
2026	701	449	7400	2,064,929.00	1,964,929.00	.00	1,964,929.00	.00	1,964,929.00	.00	
2026	701	449	7500	2,234,041.00	2,234,041.00	294,809.09	1,939,231.91	.00	1,939,231.91	.00	
<b>DIVISION TOTALS:</b>				<b>11,307,623.00</b>	<b>11,207,623.00</b>	<b>1,126,714.85</b>	<b>10,080,908.15</b>	<b>45,550.07</b>	<b>10,035,358.08</b>	<b>.00</b>	
<b>DEPARTMENT TOTALS:</b>				<b>71,229,307.00</b>	<b>71,229,307.00</b>	<b>7,802,561.11</b>	<b>63,426,745.89</b>	<b>16,100,916.37</b>	<b>47,325,829.52</b>	<b>61,229.30</b>	
<b>PERCENT EXPENDED:</b>				<b>11.0</b>	<b>PERCENT EXPENDED AND ENCUMBERED:</b>						<b>33.6</b>

701 450  
 RUN DATE: 03/10/2026  
 RUN TIME: 08.23.58

CITY OF CINCINNATI - DEPARTMENT OF FINANCE  
 DIVISION OF ACCOUNTS AND AUDITS  
 STATEMENT OF BALANCES  
 APPROPRIATED FUNDS  
 AS OF 02 / 28 / 2026

PGM ID: CFSFA104  
 PAGE: 82

FY	FND	AGY	OBJT	ORIGINAL AUTHORIZATION	ADJUSTED AUTHORIZATION	EXPENDITURES AMOUNT	UNEXPENDED BALANCE	ENCUMBRANCE AMOUNT	UNENCUMBERED BALANCE	PRE-ENCUMBERED AMOUNT	
<b>450 MSD Div Of Wastewater Collecti</b>											
<b>450 MSD Div Of Wastewater Collection</b>											
2026	701	450	7100	13,005,858.00	13,005,858.00	1,831,132.88	11,174,725.12	.00	11,174,725.12	.00	
2026	701	450	7200	7,456,721.00	7,456,721.00	533,641.69	6,923,079.31	4,900,219.62	2,022,859.69	20,935.50	
2026	701	450	7300	3,555,630.00	3,555,630.00	101,674.64	3,453,955.36	1,210,075.82	2,243,879.54	.00	
2026	701	450	7400	132,671.00	132,671.00	9,404.74	123,266.26	67,336.56	55,929.70	.00	
2026	701	450	7500	5,066,444.00	5,066,444.00	677,571.41	4,388,872.59	.00	4,388,872.59	.00	
<b>DIVISION TOTALS:</b>				<b>29,217,324.00</b>	<b>29,217,324.00</b>	<b>3,153,425.36</b>	<b>26,063,898.64</b>	<b>6,177,632.00</b>	<b>19,886,266.64</b>	<b>20,935.50</b>	
<b>DEPARTMENT TOTALS:</b>				<b>29,217,324.00</b>	<b>29,217,324.00</b>	<b>3,153,425.36</b>	<b>26,063,898.64</b>	<b>6,177,632.00</b>	<b>19,886,266.64</b>	<b>20,935.50</b>	
<b>PERCENT EXPENDED:</b>				<b>10.8</b>	<b>PERCENT EXPENDED AND ENCUMBERED:</b>						<b>31.9</b>
<b>460 MSD Div Of Industrial Waste</b>											
<b>460 MSD Div Of Industrial Waste</b>											
2026	701	460	7100	5,446,031.00	5,446,031.00	816,113.35	4,629,917.65	.00	4,629,917.65	.00	
2026	701	460	7200	3,725,272.00	3,725,272.00	245,693.59	3,479,578.41	799,665.68	2,679,912.73	10,000.00	
2026	701	460	7300	980,326.00	980,326.00	81,683.90	898,642.10	127,842.18	770,799.92	.00	
2026	701	460	7400	325,326.00	325,326.00	79,204.50	246,121.50	8,481.10	237,640.40	.00	
2026	701	460	7500	2,146,876.00	2,146,876.00	292,522.81	1,854,353.19	.00	1,854,353.19	.00	
<b>DIVISION TOTALS:</b>				<b>12,623,831.00</b>	<b>12,623,831.00</b>	<b>1,515,218.15</b>	<b>11,108,612.85</b>	<b>935,988.96</b>	<b>10,172,623.89</b>	<b>10,000.00</b>	
<b>DEPARTMENT TOTALS:</b>				<b>12,623,831.00</b>	<b>12,623,831.00</b>	<b>1,515,218.15</b>	<b>11,108,612.85</b>	<b>935,988.96</b>	<b>10,172,623.89</b>	<b>10,000.00</b>	
<b>PERCENT EXPENDED:</b>				<b>12.0</b>	<b>PERCENT EXPENDED AND ENCUMBERED:</b>						<b>19.4</b>
<b>480 MSD SBU Program</b>											
<b>480 MSD SBU Program</b>											
2026	701	480	7100	688,953.00	688,953.00	71,851.34	617,101.66	.00	617,101.66	.00	
2026	701	480	7200	7,115,190.00	7,115,190.00	12,559.26	7,102,630.74	3,382,606.04	3,720,024.70	.00	
2026	701	480	7300	44,538.00	44,538.00	.00	44,538.00	.00	44,538.00	.00	
2026	701	480	7400	1,053,535.00	1,053,535.00	26,853.42	1,026,681.58	474,746.58	551,935.00	.00	
2026	701	480	7500	193,262.00	193,262.00	21,282.48	171,979.52	.00	171,979.52	.00	
<b>DIVISION TOTALS:</b>				<b>9,095,478.00</b>	<b>9,095,478.00</b>	<b>132,546.50</b>	<b>8,962,931.50</b>	<b>3,857,352.62</b>	<b>5,105,578.88</b>	<b>.00</b>	
<b>DEPARTMENT TOTALS:</b>				<b>9,095,478.00</b>	<b>9,095,478.00</b>	<b>132,546.50</b>	<b>8,962,931.50</b>	<b>3,857,352.62</b>	<b>5,105,578.88</b>	<b>.00</b>	
<b>PERCENT EXPENDED:</b>				<b>1.5</b>	<b>PERCENT EXPENDED AND ENCUMBERED:</b>						<b>43.9</b>
<b>490 MSD Debt Service</b>											
<b>490 MSD Debt Service</b>											
2026	701	490	7200	800,000.00	800,000.00	113,750.00	686,250.00	336,250.00	350,000.00	.00	
2026	701	490	7700	88,200,000.00	88,200,000.00	8,964,119.62	79,235,880.38	.00	79,235,880.38	.00	
<b>DIVISION TOTALS:</b>				<b>89,000,000.00</b>	<b>89,000,000.00</b>	<b>9,077,869.62</b>	<b>79,922,130.38</b>	<b>336,250.00</b>	<b>79,585,880.38</b>	<b>.00</b>	
<b>DEPARTMENT TOTALS:</b>				<b>89,000,000.00</b>	<b>89,000,000.00</b>	<b>9,077,869.62</b>	<b>79,922,130.38</b>	<b>336,250.00</b>	<b>79,585,880.38</b>	<b>.00</b>	
<b>PERCENT EXPENDED:</b>				<b>10.2</b>	<b>PERCENT EXPENDED AND ENCUMBERED:</b>						<b>10.6</b>
<b>910 Employee Benefits</b>											
<b>911 Contribution To City Pension</b>											
2026	701	911	7500	564,000.00	564,000.00	.00	564,000.00	.00	564,000.00	.00	
<b>DIVISION TOTALS:</b>				<b>564,000.00</b>	<b>564,000.00</b>	<b>.00</b>	<b>564,000.00</b>	<b>.00</b>	<b>564,000.00</b>	<b>.00</b>	
<b>DEPARTMENT TOTALS:</b>				<b>564,000.00</b>	<b>564,000.00</b>	<b>.00</b>	<b>564,000.00</b>	<b>.00</b>	<b>564,000.00</b>	<b>.00</b>	
<b>PERCENT EXPENDED:</b>				<b>.0</b>	<b>PERCENT EXPENDED AND ENCUMBERED:</b>						<b>.0</b>

701 944  
 RUN DATE: 03/10/2026  
 RUN TIME: 08.23.58

CITY OF CINCINNATI - DEPARTMENT OF FINANCE  
 DIVISION OF ACCOUNTS AND AUDITS  
 STATEMENT OF BALANCES  
 APPROPRIATED FUNDS  
 AS OF 02 / 28 / 2026

PGM ID: CFSFA104  
 PAGE: 83

<u>FY</u>	<u>FND</u>	<u>AGY</u>	<u>OBJT</u>	<u>ORIGINAL</u> <u>AUTHORIZATION</u>	<u>ADJUSTED</u> <u>AUTHORIZATION</u>	<u>EXPENDITURES</u> <u>AMOUNT</u>	<u>UNEXPENDED</u> <u>BALANCE</u>	<u>ENCUMBRANCE</u> <u>AMOUNT</u>	<u>UNENCUMBERED</u> <u>BALANCE</u>	<u>PRE-ENCUMBERED</u> <u>AMOUNT</u>	
<b>940 Govt'Al &amp; Prof'Al Services</b>											
<b>944 General Fund Overhead</b>											
2026	701	944	7200	3,200,000.00	3,200,000.00	.00	3,200,000.00	.00	3,200,000.00	.00	
<b>DIVISION TOTALS:</b>				<b>3,200,000.00</b>	<b>3,200,000.00</b>	<b>.00</b>	<b>3,200,000.00</b>	<b>.00</b>	<b>3,200,000.00</b>	<b>.00</b>	
<b>DEPARTMENT TOTALS:</b>				<b>3,200,000.00</b>	<b>3,200,000.00</b>	<b>.00</b>	<b>3,200,000.00</b>	<b>.00</b>	<b>3,200,000.00</b>	<b>.00</b>	
<b>PERCENT EXPENDED:</b>				<b>.0</b>	<b>PERCENT EXPENDED AND ENCUMBERED:</b>						<b>.0</b>
<b>980 Capital Outlay Accounts</b>											
<b>981 Motorized &amp; Construction Equip</b>											
2026	701	981	7600	1,852,000.00	1,852,000.00	.00	1,852,000.00	.00	1,852,000.00	650,000.00	
<b>DIVISION TOTALS:</b>				<b>1,852,000.00</b>	<b>1,852,000.00</b>	<b>.00</b>	<b>1,852,000.00</b>	<b>.00</b>	<b>1,852,000.00</b>	<b>650,000.00</b>	
<b>982 Office &amp; Technical Equip</b>											
2026	701	982	7600	1,200,000.00	1,200,000.00	92,357.30	1,107,642.70	.00	1,107,642.70	.00	
<b>DIVISION TOTALS:</b>				<b>1,200,000.00</b>	<b>1,200,000.00</b>	<b>92,357.30</b>	<b>1,107,642.70</b>	<b>.00</b>	<b>1,107,642.70</b>	<b>.00</b>	
<b>DEPARTMENT TOTALS:</b>				<b>3,052,000.00</b>	<b>3,052,000.00</b>	<b>92,357.30</b>	<b>2,959,642.70</b>	<b>.00</b>	<b>2,959,642.70</b>	<b>650,000.00</b>	
<b>PERCENT EXPENDED:</b>				<b>3.0</b>	<b>PERCENT EXPENDED AND ENCUMBERED:</b>						<b>3.0</b>

CITY OF CINCINNATI - DEPARTMENT OF FINANCE  
 DIVISION OF ACCOUNTS AND AUDITS  
 STATEMENT OF BALANCES  
 RESTRICTED FUNDS  
 AS OF 02 / 28 / 2026

<u>FND</u>	<u>DEPT</u>	<u>ORIGINAL AUTHORIZATION</u>	<u>ADJUSTED AUTHORIZATION</u>	<u>EXPENDITURES AMOUNT</u>	<u>UNEXPENDED BALANCE</u>	<u>ENCUMBRANCE AMOUNT</u>	<u>UNENCUMBERED BALANCE</u>	<u>PRE-ENCUMBERED AMOUNT</u>
010	<i>City Treasurer FUND</i>							
010	000	44,584,110.13	102,018,664.66	.00	102,018,664.66	3,000.00	102,015,664.66	.00
154	<i>Vernon Manor Trust FUND</i>							
154	000	.00	10,547.82	10,547.82	.00	.00	.00	.00
155	<i>Eco Dev Rev Bonds-USquare Tr FUND</i>							
155	000	.00	33,027.82	33,027.82	.00	.00	.00	.00
158	<i>Series 2018 Revenue Bonds FUND</i>							
158	000	.00	95,316.62	95,316.62	.00	.00	.00	.00
161	<i>MSD Debt Serv Multi Series FUND</i>							
161	000	.00	144,818.54	144,818.54	.00	.00	.00	.00
164	<i>Madison Circle Trust FUND</i>							
164	000	11,150.49	22,825.68	11,675.19	11,150.49	.00	11,150.49	.00
165	<i>Elsinore Prop. Aquisition - Tr FUND</i>							
165	000	10,189,396.83	10,402,140.48	.00	10,402,140.48	.00	10,402,140.48	.00
166	<i>Graeters Bonds FUND</i>							
166	000	194,778.71	535,305.36	608,048.11	-72,742.75	.00	-72,742.75	.00
168	<i>Baldwin Trust FUND</i>							
168	000	.00	55,245.67	55,245.67	.00	.00	.00	.00
169	<i>Keystone Trust FUND</i>							
169	000	.00	16,049.46	16,049.46	.00	.00	.00	.00
201	<i>Reproduction And Printing FUND</i>							
201	000	306,709.33	1,038,146.52	724,516.12	313,630.40	357,336.56	-43,706.16	.00
202	<i>Fleet Services FUND</i>							
202	000	837,176.79	13,201,202.87	11,435,822.72	1,765,380.15	6,238,718.86	-4,473,338.71	.00
204	<i>Water Works Stores -Materials FUND</i>							
204	000	715,330.62	5,893,992.20	4,185,143.53	1,708,848.67	2,124,311.64	-415,462.97	.00
205	<i>Fuel System FUND</i>							
205	000	3,517,288.82	8,997,646.63	5,439,683.97	3,557,962.66	2,414,985.60	1,142,977.06	.00
207	<i>Recreation Stores FUND</i>							
207	000	5,593.38	128,170.40	105,885.47	22,284.93	20,171.90	2,113.03	.00
209	<i>Property Management Unit FUND</i>							
209	000	3,541,664.05	1,851,074.73	886,167.59	964,907.14	90,034.32	874,872.82	.00
210	<i>Highway Maintenance Stores FUND</i>							
210	000	406,662.77	413,212.76	2,427,607.44	-2,014,394.68	604,657.02	-2,619,051.70	.00
212	<i>Employee Safety &amp; Risk Mangmt FUND</i>							
212	000	2,402,190.04	5,654,118.87	2,915,726.52	2,738,392.35	2,127,722.11	610,670.24	.00
213	<i>Employee Workers' Comp FUND</i>							
213	000	23,178,697.45	28,883,830.26	1,982,805.82	26,901,024.44	560,600.86	26,340,423.58	.00

RUN DATE: 03/10/2026  
 RUN TIME: 08.24.44

CITY OF CINCINNATI - DEPARTMENT OF FINANCE  
 DIVISION OF ACCOUNTS AND AUDITS  
 STATEMENT OF BALANCES  
 RESTRICTED FUNDS  
 AS OF 02 / 28 / 2026

CFSFA105  
 PAGE: 2

<u>FND</u>	<u>DEPT</u>	<u>ORIGINAL AUTHORIZATION</u>	<u>ADJUSTED AUTHORIZATION</u>	<u>EXPENDITURES AMOUNT</u>	<u>UNEXPENDED BALANCE</u>	<u>ENCUMBRANCE AMOUNT</u>	<u>UNENCUMBERED BALANCE</u>	<u>PRE-ENCUMBERED AMOUNT</u>
214	Water Works Stores	-Chemicals FUND						
214	000	2,619,282.60	6,544,963.68	4,148,983.39	2,395,980.29	14,068,541.28	-11,672,560.99	.00
304	Community Dev Block Grant	FUND						
304	000	1,164,050.32	5,042,141.07	5,775,661.63	-733,520.56	6,048,686.68	-6,782,207.24	63,533.00
307	Convention Center Expansn	Tax FUND						
307	000	2,087,012.59	5,202,817.80	1,721,149.27	3,481,668.53	1,125,644.92	2,356,023.61	.00
308	Citizens Summer Jobs	FUND						
308	000	1,813,826.56	2,868,756.56	645,321.32	2,223,435.24	793,746.04	1,429,689.20	.00
310	Employee Relations	FUND						
310	000	255.82	255.82	.00	255.82	.00	255.82	.00
311	Water Works Activity	FUND						
311	000	3,472.11	7,577.12	4,043.89	3,533.23	1,800.00	1,733.23	.00
312	Water Works Private Lead Service Line	Replacement FUND						
312	000	10,611,276.16	20,415,983.31	2,200,248.73	18,215,734.58	6,026,330.16	12,189,404.42	5,040,453.00
313	Recreation Activity Fund	FUND						
313	000	18,229.85	18,229.85	.00	18,229.85	.00	18,229.85	.00
314	Special Events	FUND						
314	000	614,214.62	640,744.62	38,299.49	602,445.13	.00	602,445.13	.00
317	Urban Dev Property Operations	FUND						
317	000	2,205,406.22	2,596,267.81	135,921.38	2,460,346.43	62,117.32	2,398,229.11	.00
319	Contributions For Recreation	FUND						
319	000	16,196.79	69,209.60	12,040.17	57,169.43	7,281.70	49,887.73	.00
320	Crosley Field Trust	FUND						
320	000	411,486.35	431,536.69	.00	431,536.69	.00	431,536.69	.00
321	Kroger Trust	FUND						
321	000	65,375.70	66,740.68	.00	66,740.68	.00	66,740.68	.00
324	Recreation Fed Grant Project	FUND						
324	000	713,450.19	834,048.76	9,457.52	824,591.24	94,428.87	730,162.37	.00
326	Park Miscellaneous Revenue and Special	Activities FUND						
326	000	497,768.10	1,251,843.74	918,567.95	333,275.79	154,840.06	178,435.73	.00
327	W.M. Ampt Free Concerts	FUND						
327	000	20,779.96	20,779.96	10,307.75	10,472.21	1,600.00	8,872.21	.00
328	Groesbeck Endowments	FUND						
328	000	175,140.33	175,140.33	7,970.00	167,170.33	1,700.00	165,470.33	.00
330	Park Lodge/ Pavilion Deposits	FUND						
330	000	2,126,318.50	2,170,471.72	29,544.53	2,140,927.19	16,675.00	2,124,252.19	.00
331	Police Education	FUND						
331	000	25,669.65	25,669.65	.00	25,669.65	.00	25,669.65	.00

CITY OF CINCINNATI - DEPARTMENT OF FINANCE  
 DIVISION OF ACCOUNTS AND AUDITS  
 STATEMENT OF BALANCES  
 RESTRICTED FUNDS  
 AS OF 02 / 28 / 2026

<u>FND</u>	<u>DEPT</u>	<u>ORIGINAL AUTHORIZATION</u>	<u>ADJUSTED AUTHORIZATION</u>	<u>EXPENDITURES AMOUNT</u>	<u>UNEXPENDED BALANCE</u>	<u>ENCUMBRANCE AMOUNT</u>	<u>UNENCUMBERED BALANCE</u>	<u>PRE-ENCUMBERED AMOUNT</u>
332	<b>Krohn Conservatory FUND</b>							
332	000	1,477,001.17	2,635,013.22	1,433,493.44	1,201,519.78	220,119.30	981,400.48	20,000.00
335	<b>Schmidlapp Endowments FUND</b>							
335	000	5,393.32	5,393.32	.00	5,393.32	.00	5,393.32	.00
336	<b>Telecommunications Services FUND</b>							
336	000	123,782.64	110,993.30	.00	110,993.30	.00	110,993.30	.00
340	<b>Centennial Operations FUND</b>							
340	000	976,428.11	3,137,948.11	1,091,004.05	2,046,944.06	1,506,894.32	540,049.74	.00
342	<b>New City Building Operations FUND</b>							
342	000	101,293.79	175,693.79	86,837.38	88,856.41	41,984.52	46,871.89	.00
343	<b>Fire Safety Education FUND</b>							
343	000	12,965.42	12,965.42	.00	12,965.42	.00	12,965.42	.00
346	<b>Emergency Remediation of Defects in Rental Housing FUND</b>							
346	000	1,364,357.43	1,864,357.43	492,657.20	1,371,700.23	49,700.23	1,322,000.00	.00
348	<b>Western Corridor Safe City FUND</b>							
348	000	94,172.75	94,172.75	.00	94,172.75	.00	94,172.75	.00
349	<b>Urban Renewal Debt Retirement FUND</b>							
349	000	8,745,800.38	9,684,163.67	670,682.71	9,013,480.96	92,667.56	8,920,813.40	.00
350	<b>Public Health Research FUND</b>							
350	000	2,322,570.44	5,184,178.10	1,576,782.02	3,607,396.08	3,492,155.06	115,241.02	2.00
353	<b>Home Health Services FUND</b>							
353	000	5,397,643.54	6,175,925.83	2,184,883.97	3,991,041.86	57,137.64	3,933,904.22	.00
354	<b>Household Sewage Treatment System Fees FUND</b>							
354	000	388,458.82	428,439.82	574.67	427,865.15	.00	427,865.15	.00
356	<b>Continuing Professional Training FUND</b>							
356	000	2,351,319.64	3,234,586.74	.00	3,234,586.74	.00	3,234,586.74	.00
357	<b>West End Revitalization FUND</b>							
357	000	726,826.38	726,826.38	.00	726,826.38	.00	726,826.38	.00
359	<b>Blue Ash Property Acquisition FUND</b>							
359	000	39,567.88	39,567.88	.00	39,567.88	.00	39,567.88	.00
360	<b>Blue Ash Property Operation FUND</b>							
360	000	81,205.88	81,205.88	.00	81,205.88	.00	81,205.88	.00
363	<b>Solid Waste Disposal Control FUND</b>							
363	000	89,840.55	171,260.21	91,254.06	80,006.15	.00	80,006.15	.00
366	<b>Federal Asset Forfeiture - Treasury FUND</b>							
366	000	301,672.41	256,073.31	12,687.11	243,386.20	.00	243,386.20	.00
367	<b>Federal Asset Forfeiture - Justice FUND</b>							
367	000	2,344.04	533,138.67	248,060.57	285,078.10	16,500.00	268,578.10	.00

CITY OF CINCINNATI - DEPARTMENT OF FINANCE  
 DIVISION OF ACCOUNTS AND AUDITS  
 STATEMENT OF BALANCES  
 RESTRICTED FUNDS  
 AS OF 02 / 28 / 2026

<u>FND</u>	<u>DEPT</u>	<u>ORIGINAL AUTHORIZATION</u>	<u>ADJUSTED AUTHORIZATION</u>	<u>EXPENDITURES AMOUNT</u>	<u>UNEXPENDED BALANCE</u>	<u>ENCUMBRANCE AMOUNT</u>	<u>UNENCUMBERED BALANCE</u>	<u>PRE-ENCUMBERED AMOUNT</u>
368	000	46,555.87	3,029,852.10	2,947,020.76	82,831.34	965,650.12	-882,818.78	.00
<i>Law Enforcement Grant FUND</i>								
369	000	942,894.12	1,154,895.33	394,061.86	760,833.47	264,536.08	496,297.39	.00
<i>Criminal Actv Forfeiture State FUND</i>								
370	000	144,018.66	147,994.06	1,905.00	146,089.06	1,775.00	144,314.06	.00
<i>Drug Offender Fines Forfeiture FUND</i>								
372	000	141,063.21	145,105.41	2,021.70	143,083.71	21,494.46	121,589.25	26,758.83
<i>DUI Enforcement FUND</i>								
373	000	637.00	650.30	.00	650.30	.00	650.30	.00
<i>IRS Forfeiture FUND</i>								
376	000	44,831.37	56,081.37	.00	56,081.37	.00	56,081.37	.00
<i>Anti-Prostitution Fund FUND</i>								
384	000	510.81	510.81	.00	510.81	.00	510.81	.00
<i>Sewers - Activity FUND</i>								
386	000	295,689.43	295,689.43	.00	295,689.43	3,649.55	292,039.88	.00
<i>Empowerment Zone FUND</i>								
387	000	.00	745,740.31	745,740.31	.00	3,544,412.86	-3,544,412.86	.00
<i>Lead Hazard Control FUND</i>								
389	000	196,201.97	196,201.97	.00	196,201.97	37,418.04	158,783.93	.00
<i>Communications &amp; Marketing Actv FUND</i>								
390	000	27,413.02	27,413.02	13,440.41	13,972.61	103.20	13,869.41	.00
<i>Fire Education FUND</i>								
391	000	299,140.20	2,645,186.50	2,145,711.11	499,475.39	92,480.64	406,994.75	.00
<i>Women &amp; Infants Food Grnt Prog FUND</i>								
393	000	68,134.64	68,134.64	.00	68,134.64	.00	68,134.64	.00
<i>Metropolitan Medical Response-Contract Funds FUND</i>								
396	000	1,924.00	1,924.00	.00	1,924.00	.00	1,924.00	.00
<i>Council Lobbying FUND</i>								
403	000	629,450.67	642,592.93	.00	642,592.93	.00	642,592.93	.00
<i>Yeatman's Cove Park Trust FUND</i>								
404	000	.00	379,601.32	553,723.34	-174,122.02	792,868.55	-966,990.57	.00
<i>General Government Grants FUND</i>								
405	000	197,436.33	223,136.33	.00	223,136.33	.00	223,136.33	.00
<i>Vending Program FUND</i>								
411	000	14,181.51	3,124,432.86	3,807,893.41	-683,460.55	6,164,371.28	-6,847,831.83	.00
<i>Home Investment Trust FUND</i>								
412	000	368,814.69	464,031.50	1,280,235.63	-816,204.13	982.03	-817,186.16	.00
<i>Food Service License Fees FUND</i>								

CITY OF CINCINNATI - DEPARTMENT OF FINANCE  
 DIVISION OF ACCOUNTS AND AUDITS  
 STATEMENT OF BALANCES  
 RESTRICTED FUNDS  
 AS OF 02 / 28 / 2026

<u>FND</u>	<u>DEPT</u>	<u>ORIGINAL AUTHORIZATION</u>	<u>ADJUSTED AUTHORIZATION</u>	<u>EXPENDITURES AMOUNT</u>	<u>UNEXPENDED BALANCE</u>	<u>ENCUMBRANCE AMOUNT</u>	<u>UNENCUMBERED BALANCE</u>	<u>PRE-ENCUMBERED AMOUNT</u>
413								
413	000	62,252.49	65,403.74	27,159.83	38,243.91	52,888.28	-14,644.37	.00
415								
415	000	151,291.68	275,772.27	182,391.41	93,380.86	51,933.98	41,446.88	.00
420								
420	000	767,332.40	1,635,154.49	540,844.71	1,094,309.78	25,749.69	1,068,560.09	.00
428								
428	000	699,243.99	1,590,858.72	40,963.90	1,549,894.82	62,891.00	1,487,003.82	.00
430								
430	000	503,162.25	1,698,551.23	614,936.40	1,083,614.83	369,473.58	714,141.25	.00
435								
435	000	1,060.00	1,060.00	.00	1,060.00	10,000.00	-8,940.00	.00
436								
436	000	736,650.09	1,141,620.43	786,084.93	355,535.50	847,133.91	-491,598.41	.00
437								
437	000	11,655.20	13,155.20	7,452.00	5,703.20	2,652.00	3,051.20	.00
438								
438	000	634,237.86	636,564.55	59,883.01	576,681.54	785,116.99	-208,435.45	.00
444								
444	000	1,898,945.08	1,938,593.01	.00	1,938,593.01	.00	1,938,593.01	.00
445								
445	000	.00	119,366.53	153,179.19	-33,812.66	531,966.28	-565,778.94	.00
446								
446	000	881,421.79	2,564,683.70	4,102,393.93	-1,537,710.23	3,602,487.22	-5,140,197.45	.00
448								
448	000	.00	-11,886.03	114,819.75	-126,705.78	364.98	-127,070.76	.00
456								
456	000	48,610.60	49,990.60	.00	49,990.60	.00	49,990.60	.00
465								
465	000	.00	629,147.33	701,513.02	-72,365.69	850,828.82	-923,194.51	.00
468								
468	000	11,859,775.01	14,275,850.96	2,262,319.63	12,013,531.33	506,002.24	11,507,529.09	.00
469								
469	000	534,864.39	534,864.39	333,435.90	201,428.49	200,000.00	1,428.49	.00
472								
472	000	1,047,524.82	1,157,742.37	122,554.80	1,035,187.57	18,392.15	1,016,795.42	.00
473								
473	000	97,098.09	97,098.09	97,097.99	.10	.00	.10	.00

CITY OF CINCINNATI - DEPARTMENT OF FINANCE  
 DIVISION OF ACCOUNTS AND AUDITS  
 STATEMENT OF BALANCES  
 RESTRICTED FUNDS  
 AS OF 02 / 28 / 2026

<u>FND</u>	<u>DEPT</u>	<u>ORIGINAL AUTHORIZATION</u>	<u>ADJUSTED AUTHORIZATION</u>	<u>EXPENDITURES AMOUNT</u>	<u>UNEXPENDED BALANCE</u>	<u>ENCUMBRANCE AMOUNT</u>	<u>UNENCUMBERED BALANCE</u>	<u>PRE-ENCUMBERED AMOUNT</u>
475	<i>Opioid Settlement FUND</i>							
475	000	816,366.94	1,481,888.88	23.53	1,481,865.35	608,000.00	873,865.35	.00
476	<i>UASI Grant FUND</i>							
476	000	10,563.95	10,563.95	.00	10,563.95	.00	10,563.95	.00
478	<i>Justice Assistance Grant FUND</i>							
478	000	349,707.08	356,230.19	142,593.55	213,636.64	60,690.00	152,946.64	.00
480	<i>Queensgate South Dist Equiv FUND</i>							
480	000	2,511,063.67	2,691,390.90	173,434.66	2,517,956.24	161,690.57	2,356,265.67	.00
481	<i>Downtown South/Riverfront Equivalent FUND</i>							
481	000	10,540,972.97	10,660,047.06	2,981,789.14	7,678,257.92	5,648,205.13	2,030,052.79	.00
482	<i>Downtown/OTR West Equivalent FUND</i>							
482	000	11,255,412.61	15,992,546.18	2,389,280.69	13,603,265.49	1,570,593.46	12,032,672.03	.00
483	<i>Downtown/OTR East Equivalent FUND</i>							
483	000	18,104,649.37	24,634,852.78	5,995,029.78	18,639,823.00	1,788,641.48	16,851,181.52	.00
484	<i>Center Hill-Carthage/SPUR District Equivalent FUND</i>							
484	000	445,809.82	479,158.40	14,118.72	465,039.68	10,260.37	454,779.31	.00
485	<i>Walnut Hills Equivalent FUND</i>							
485	000	815,902.93	1,622,330.03	1,620,285.00	2,045.03	355,945.65	-353,900.62	.00
486	<i>East Walnut Hills Equivalent FUND</i>							
486	000	7,846,997.39	9,276,273.40	705,259.65	8,571,013.75	436,267.85	8,134,745.90	.00
487	<i>CUF/Heights Equivalent FUND</i>							
487	000	9,940,607.49	12,762,387.40	4,241,215.31	8,521,172.09	888,326.29	7,632,845.80	.00
488	<i>Corryville Equivalent FUND</i>							
488	000	15,158,533.60	17,782,398.06	3,488,182.37	14,294,215.69	951,148.80	13,343,066.89	.00
489	<i>Bond Hill Equivalent TIF District 10 FUND</i>							
489	000	2,094,954.55	2,355,078.87	112,145.82	2,242,933.05	71,868.49	2,171,064.56	.00
490	<i>Evanston Equivalent FUND</i>							
490	000	2,712,082.90	3,395,764.32	493,206.30	2,902,558.02	237,853.23	2,664,704.79	.00
491	<i>Municipal Public Improvt Equiv FUND</i>							
491	000	16,995,360.90	23,470,973.27	9,820,868.31	13,650,104.96	5,178,326.38	8,471,778.58	.00
492	<i>West Price Hill Equiv FUND</i>							
492	000	205,425.89	261,361.48	73,063.13	188,298.35	16,212.87	172,085.48	.00
493	<i>Price Hill Equiv FUND</i>							
493	000	879,071.14	1,075,725.86	84,542.58	991,183.28	63,615.97	927,567.31	.00
494	<i>East Price Hill Equiv FUND</i>							
494	000	893,204.73	1,283,380.79	293,455.75	989,925.04	122,025.08	867,899.96	.00
495	<i>Lower Price Hill Equiv FUND</i>							
495	000	957,416.70	1,110,127.77	60,937.46	1,049,190.31	3,971.55	1,045,218.76	.00

CITY OF CINCINNATI - DEPARTMENT OF FINANCE  
 DIVISION OF ACCOUNTS AND AUDITS  
 STATEMENT OF BALANCES  
 RESTRICTED FUNDS  
 AS OF 02 / 28 / 2026

<u>FND</u>	<u>DEPT</u>	<u>ORIGINAL AUTHORIZATION</u>	<u>ADJUSTED AUTHORIZATION</u>	<u>EXPENDITURES AMOUNT</u>	<u>UNEXPENDED BALANCE</u>	<u>ENCUMBRANCE AMOUNT</u>	<u>UNENCUMBERED BALANCE</u>	<u>PRE-ENCUMBERED AMOUNT</u>
496	Westwood 1 Equiv FUND							
496	000	221,832.72	280,597.40	18,342.96	262,254.44	15,214.65	247,039.79	.00
497	Westwood 2 Equiv FUND							
497	000	740,029.90	1,055,474.08	181,048.93	874,425.15	73,513.00	800,912.15	.00
498	Madisonville Equiv FUND							
498	000	7,414,494.67	9,134,778.90	1,180,101.55	7,954,677.35	352,331.72	7,602,345.63	.00
499	Oakley Equiv FUND							
499	000	7,392,274.97	8,678,869.40	698,913.09	7,979,956.31	483,300.78	7,496,655.53	.00
522	West End Equivalent Fund FUND							
522	000	4,250,287.87	5,828,949.97	637,067.28	5,191,882.69	359,641.33	4,832,241.36	.00
523	Pleasant Ridge Equivalent Fund FUND							
523	000	4,598,485.80	5,689,126.72	867,394.67	4,821,732.05	263,655.13	4,558,076.92	.00
524	Mt Auburn Equivalent Fund FUND							
524	000	3,423,850.01	4,626,038.99	477,604.07	4,148,434.92	243,471.95	3,904,962.97	.00
525	Northside Equivalent Fund FUND							
525	000	806,412.83	2,092,382.53	999,701.92	1,092,680.61	458,393.80	634,286.81	.00
526	Eastern River Equivalent Fund FUND							
526	000	2,019,567.74	2,466,951.55	182,073.50	2,284,878.05	118,879.75	2,165,998.30	.00
527	College Hill Equivalent Fund FUND							
527	000	1,883,081.01	2,889,129.02	403,319.09	2,485,809.93	240,252.29	2,245,557.64	.00
528	Roselawn Equivalent Fund FUND							
528	000	1,934,910.14	2,695,344.52	309,641.23	2,385,703.29	203,429.49	2,182,273.80	.00
529	Westwood 3 Boudinot Equivalent Fund FUND							
529	000	2,409,881.21	3,180,897.86	313,043.48	2,867,854.38	214,030.60	2,653,823.78	.00
530	Mt Airy Equivalent Fund FUND							
530	000	2,669,164.53	3,508,578.20	337,883.43	3,170,694.77	212,831.88	2,957,862.89	.00
531	Camp Washington Equivalent Fund FUND							
531	000	2,586,348.69	3,215,302.84	247,686.10	2,967,616.74	107,230.54	2,860,386.20	.00
532	Spring Grove Village Equivalent Fund FUND							
532	000	1,343,886.99	1,757,530.95	167,535.42	1,589,995.53	112,605.46	1,477,390.07	.00
533	South Fairmount Equivalent Fund FUND							
533	000	555,772.18	760,900.49	83,992.30	676,908.19	60,512.25	616,395.94	.00
534	South Cumminsville Equivalent Fund FUND							
534	000	288,101.72	385,903.93	40,116.45	345,787.48	31,671.80	314,115.68	.00
535	Riverside Equivalent Fund FUND							
535	000	336,925.85	391,090.64	25,187.55	365,903.09	43,251.47	322,651.62	.00
536	North Fairmount Equivalent Fund FUND							
536	000	282,451.63	376,563.85	38,651.01	337,912.84	28,924.22	308,988.62	.00

CITY OF CINCINNATI - DEPARTMENT OF FINANCE  
 DIVISION OF ACCOUNTS AND AUDITS  
 STATEMENT OF BALANCES  
 RESTRICTED FUNDS  
 AS OF 02 / 28 / 2026

<u>FND</u>	<u>DEPT</u>	<u>ORIGINAL AUTHORIZATION</u>	<u>ADJUSTED AUTHORIZATION</u>	<u>EXPENDITURES AMOUNT</u>	<u>UNEXPENDED BALANCE</u>	<u>ENCUMBRANCE AMOUNT</u>	<u>UNENCUMBERED BALANCE</u>	<u>PRE-ENCUMBERED AMOUNT</u>
<b>601</b>	<b>Prepaid Property Settlement FUND</b>							
601	000	193,205.53	193,205.53	.00	193,205.53	.00	193,205.53	.00
<b>604</b>	<b>Unclassified Receipts FUND</b>							
604	000	353,150.26	478,710.40	.00	478,710.40	.00	478,710.40	.00
<b>605</b>	<b>Undistributed City Income Tax FUND</b>							
605	000	2,000,000.00	2,000,000.00	.00	2,000,000.00	.00	2,000,000.00	.00
<b>608</b>	<b>Federal Taxes W/H FUND</b>							
608	000	115,415.48	122,712.08	.00	122,712.08	.00	122,712.08	.00
<b>610</b>	<b>United Way Withholding FUND</b>							
610	000	21,238.07	26,441.51	.00	26,441.51	.00	26,441.51	.00
<b>611</b>	<b>Union Dues Withholding FUND</b>							
611	000	161,182.06	89,095.92	.00	89,095.92	.00	89,095.92	.00
<b>612</b>	<b>State Pension Systems W/H FUND</b>							
612	000	2,916,254.94	1,427,364.08	.00	1,427,364.08	.00	1,427,364.08	.00
<b>614</b>	<b>Employee Salary W/H FUND</b>							
614	000	82,358.76	26,543.94	.00	26,543.94	.00	26,543.94	.00
<b>615</b>	<b>Ohio Sales Tax Deposits FUND</b>							
615	000	94,346.92	74,926.48	.00	74,926.48	.00	74,926.48	.00
<b>616</b>	<b>Fire Insurance Escrow FUND</b>							
616	000	1,744,791.56	2,004,514.40	.00	2,004,514.40	.00	2,004,514.40	.00
<b>617</b>	<b>Admissions Tax Bonds FUND</b>							
617	000	44,174.16	45,574.16	.00	45,574.16	.00	45,574.16	.00
<b>619</b>	<b>State Food Service Deposits FUND</b>							
619	000	45,572.59	44,844.59	.00	44,844.59	.00	44,844.59	.00
<b>621</b>	<b>State Vital Statistics Deposit FUND</b>							
621	000	794,397.92	836,237.52	.00	836,237.52	.00	836,237.52	.00
<b>622</b>	<b>State Swimming Pool Deposits FUND</b>							
622	000	2,465.00	80.00	.00	80.00	.00	80.00	.00
<b>623</b>	<b>Street Restoration FUND</b>							
623	000	3,307,001.38	3,022,544.09	1,385,111.37	1,637,432.72	.00	1,637,432.72	.00
<b>625</b>	<b>Inspection Private St And Sewe FUND</b>							
625	000	148,103.00	148,103.00	.00	148,103.00	.00	148,103.00	.00
<b>626</b>	<b>Unclaimed Wages &amp; Other Pay FUND</b>							
626	000	2,989,711.77	3,155,416.44	.00	3,155,416.44	.00	3,155,416.44	.00
<b>627</b>	<b>Deferred Compensation W/H FUND</b>							
627	000	74,311.33	52,132.33	.00	52,132.33	.00	52,132.33	.00
<b>628</b>	<b>State Income Tax W/H FUND</b>							
628	000	125,715.34	279,301.66	.00	279,301.66	.00	279,301.66	.00

CITY OF CINCINNATI - DEPARTMENT OF FINANCE  
 DIVISION OF ACCOUNTS AND AUDITS  
 STATEMENT OF BALANCES  
 RESTRICTED FUNDS  
 AS OF 02 / 28 / 2026

<u>FND</u>	<u>DEPT</u>	<u>ORIGINAL AUTHORIZATION</u>	<u>ADJUSTED AUTHORIZATION</u>	<u>EXPENDITURES AMOUNT</u>	<u>UNEXPENDED BALANCE</u>	<u>ENCUMBRANCE AMOUNT</u>	<u>UNENCUMBERED BALANCE</u>	<u>PRE-ENCUMBERED AMOUNT</u>
630								
630	000	735,318.54	749,808.39	62,479.25	687,329.14	53,133.99	634,195.15	.00
632								
632	000	62,055.45	25,967.42	.00	25,967.42	.00	25,967.42	.00
634								
634	000	34,387.63	60,310.07	.00	60,310.07	.00	60,310.07	.00
635								
635	000	10,489.96	79,052.89	.00	79,052.89	.00	79,052.89	.00
636								
636	000	1,782,186.74	2,377,569.61	117,116.25	2,260,453.36	95,836.25	2,164,617.11	.00
638								
638	000	410,660.92	410,660.92	.00	410,660.92	.00	410,660.92	.00
639								
639	000	4,837,175.18	4,887,881.51	.00	4,887,881.51	.00	4,887,881.51	.00
702								
702	000	5,512,416.92	12,309,415.86	6,405,924.01	5,903,491.85	2,085,713.71	3,817,778.14	.00
704								
704	000	78,799,894.30	172,355,657.42	206,515,746.48	65,839,910.94	558,192,494.20	-492,352,583.26	11,592,546.25
706								
706	000	130,445.75	140,331.11	.00	140,331.11	.00	140,331.11	.00
707								
707	000	36,964.12	55,135.32	.00	55,135.32	.00	55,135.32	.00
708								
708	000	51,115.49	52,198.86	.00	52,198.86	.00	52,198.86	.00
711								
711	000	49,171,230.46	115,190,834.95	71,942,166.93	43,248,668.02	35,597,215.31	7,651,452.71	.00
712								
712	000	.00	42,000,000.00	6,945,578.82	35,054,421.18	13,512,486.26	21,541,934.92	1,321,460.54
715								
715	000	100,210.49	100,210.49	.00	100,210.49	.00	100,210.49	.00
721								
721	000	.00	4,379.20	4,379.20	.00	.00	.00	.00
748								
748	000	.00	116,000.00	111,502.00	4,498.00	.00	4,498.00	.00
751								
751	000	429,124.33	429,124.33	.00	429,124.33	.00	429,124.33	.00
752								
752	000	1,135,395.16	1,180,041.82	.00	1,180,041.82	.00	1,180,041.82	.00

RUN DATE: 03/10/2026  
 RUN TIME: 08.24.44

CITY OF CINCINNATI - DEPARTMENT OF FINANCE  
 DIVISION OF ACCOUNTS AND AUDITS  
 STATEMENT OF BALANCES  
 RESTRICTED FUNDS  
 AS OF 02 / 28 / 2026

CFSFA105  
 PAGE: 10

<u>FND</u>	<u>DEPT</u>	<u>ORIGINAL AUTHORIZATION</u>	<u>ADJUSTED AUTHORIZATION</u>	<u>EXPENDITURES AMOUNT</u>	<u>UNEXPENDED BALANCE</u>	<u>ENCUMBRANCE AMOUNT</u>	<u>UNENCUMBERED BALANCE</u>	<u>PRE-ENCUMBERED AMOUNT</u>
753	<i>Expressways/Gateways PIF FUND</i>							
753	000	2,855,581.43	2,950,584.94	.00	2,950,584.94	.00	2,950,584.94	.00
754	<i>Working Capital Reserve FUND</i>							
754	000	47,303,137.24	51,051,982.89	.00	51,051,982.89	.00	51,051,982.89	.00
756	<i>Water Works PIF FUND</i>							
756	000	50,828,191.36	163,496,821.63	333,904,918.99	129,591,902.64	39,574,807.76	90,017,094.88	27,713,124.72
757	<i>Miscellaneous PIF FUND</i>							
757	000	5,192,964.89	6,033,795.23	217,593.59	5,816,201.64	.00	5,816,201.64	.00
758	<i>Income Tax PIF FUND</i>							
758	000	102,677,445.20	121,141,171.38	25,069,107.38	96,072,064.00	6,791,823.93	89,280,240.07	83,185.88
761	<i>Special Housing PIF FUND</i>							
761	000	5,413,990.09	5,931,173.54	.00	5,931,173.54	.00	5,931,173.54	.00
762	<i>Urban Redev Tax Incrmt Equivlt FUND</i>							
762	000	1,374,719.74	5,135,894.11	4,718,315.77	417,578.34	3,038,969.45	-2,621,391.11	.00
763	<i>Urban Redev Tax Incrmt Equivlt II FUND</i>							
763	000	2,065,925.84	8,879,066.07	6,525,175.05	2,353,891.02	7,469,368.63	-5,115,477.61	.00
791	<i>Sidewalk Assessments FUND</i>							
791	000	1,457,429.85	1,570,428.39	235,431.72	1,334,996.67	498,724.72	836,271.95	.00
792	<i>Forestry Assessments FUND</i>							
792	000	4,431,444.22	5,526,576.36	1,922,844.11	3,603,732.25	2,030,662.27	1,573,069.98	.00
793	<i>Blem Assessment FUND</i>							
793	000	328,042.43	854,515.97	453,533.47	400,982.50	306,995.37	93,987.13	.00
794	<i>Private Street Dedication FUND</i>							
794	000	294,697.51	495,984.26	348,237.42	147,746.84	202,326.23	-54,579.39	.00
795	<i>Downtown Special Improvemt FUND</i>							
795	000	.00	1,963,381.10	1,963,381.10	.00	.00	.00	.00
823	<i>Automotive &amp; Other Equip FUND</i>							
823	000	1,761.97	1,761.97	.00	1,761.97	.00	1,761.97	.00
827	<i>Parking Facilities Improvement FUND</i>							
827	000	.01	.01	.00	.01	.00	.01	.00
846	<i>Stormwater Improvement FUND</i>							
846	000	91,721.00	202,183.80	.00	202,183.80	.00	202,183.80	.00
858	<i>Street Improvement FUND</i>							
858	000	.00	.00	.00	.00	.00	.00	.00
883	<i>Revolving Energy Loan FUND</i>							
883	000	4,725,791.68	824,146.80	67,500.00	756,646.80	.00	756,646.80	.00
887	<i>Water Works Improvement FY22 FUND</i>							
887	000	9,834,182.61	9,839,132.64	6,001,235.69	3,837,896.95	195,385.38	3,642,511.57	.00

RUN DATE: 03/10/2026  
 RUN TIME: 08.24.44

CITY OF CINCINNATI - DEPARTMENT OF FINANCE  
 DIVISION OF ACCOUNTS AND AUDITS  
 STATEMENT OF BALANCES  
 RESTRICTED FUNDS  
 AS OF 02 / 28 / 2026

CFSFA105  
 PAGE: 11

<u>FND</u>	<u>DEPT</u>	<u>ORIGINAL AUTHORIZATION</u>	<u>ADJUSTED AUTHORIZATION</u>	<u>EXPENDITURES AMOUNT</u>	<u>UNEXPENDED BALANCE</u>	<u>ENCUMBRANCE AMOUNT</u>	<u>UNENCUMBERED BALANCE</u>	<u>PRE-ENCUMBERED AMOUNT</u>
<b>980</b>	<b>Capital Projects FUND</b>							
980	000	190,965,815.27	250,900,248.25	202,298,204.99	148,602,043.26	153,806,622.87	-5,204,579.61	21,615,137.89
<b>982</b>	<b>Parking System Facilities Capital FUND</b>							
982	000	.00	1,400,000.00	.00	1,400,000.00	.00	1,400,000.00	.00
<b>983</b>	<b>Convention Center Capital FUND</b>							
983	000	.00	672,946.19	.00	672,946.19	.00	672,946.19	.00
<b>984</b>	<b>General Aviation Capital FUND</b>							
984	000	.00	340,000.00	.00	340,000.00	.00	340,000.00	.00
<b>985</b>	<b>Municipal Golf Activities Capital FUND</b>							
985	000	.00	6,679,267.75	.00	6,679,267.75	6,067,897.66	611,370.09	.00
<b>987</b>	<b>Stormwater Management Capital FUND</b>							
987	000	.00	220,000.00	.00	220,000.00	.00	220,000.00	.00

Date: 5/28/2026

To: Mayor and Members of City Council 202601661  
From: Sheryl M. M. Long, City Manager  
Subject: **SPECIAL EVENT PERMIT APPLICATION: (Queen Bee Half Marathon and 4-Miler)**

---

In accordance with Cincinnati Municipal Code, Chapter 765; (Pig Works) has submitted a Special Event Permit Application Form to the Chief of Police. The Special Event Permit Application has been reviewed by the following department(s): (Cincinnati Police Department, Fire Department, Health Department, Parks Department, Department of Building and Inspections, Department of Community and Economic Development, Department of Finance, Department of Public Services, and Department of Transportation and Engineering). There are no objections to issuing the Special Events Permit.

The particulars of the requested event are as indicated:

EVENT NAME/TITLE: Queen Bee  
EVENT SPONSOR/PRODUCER: Pig Works  
CONTACT PERSON: Jeanette Kiely  
LOCATION: Hard Rock Casino, various streets through the East side and Sawyer Point Park.  
DATE(S) AND TIME(S): 10/10/2026 7:30am to 12:30pm  
EVENT DESCRIPTION: Road Race for Charity  
ANTICIPATED ATTENDANCE: 7,000  
ALCOHOL SALES:  YES.  NO.  
TEMPORARY LIQUOR PERMIT HOLDER IS: (T.B.D.)

cc: Lieutenant Colonel Adam D. Hennie, Interim Police Chief

May 28, 2026

**To:** Mayor and Members of City Council

**From:** Sheryl M. M. Long, City Manager

202601662

**Subject: Supplemental Encampment Update and Resources**

---

**Reference Document #202402557**

The City Council at its session on December 10, 2024, referred the following item for review and report:

**WE MOVE** that the administration provide a report on homeless encampments in Cincinnati. The report should include the following:

- 1) Gaps in the current shelter or housing systems that would provide viable alternatives to encampments and identification of city or county resources that would help eliminate the obstacles to fill these gaps
- 2) Data regarding the rate of homeless encampments in the city and other relevant information that the administration has gathered
- 3) Proposals to further discourage encampments in parks, recreation sites, and other public spaces to ensure that these spaces can be utilized by all City residents
- 4) Identification of any additional resources necessary to curtail homeless encampments, including additional resources to ARC (Alternative Response to Crises) teams or the Cincinnati Police Department, potentially reinstating the Cincinnati Parks Police Department (reorganized into the Cincinnati Police Department in the late eighties), or instating a Parks Ranger program.

**This is an update to Report #202500578**

### **Introduction**

The City's approach to engaging individuals living in encampments is governed by constitutional due process considerations and two settlement agreements: (1) the 2006 agreement resolving *Cash v. City of Cincinnati* (S.D. Ohio 2003) and (2) the 2024 agreement resolving *Chin v. City of Cincinnati* (S.D. Ohio 2018).

The *Cash* litigation was filed after the City cleared an encampment without providing residents with notice, and the residents' personal belongings were destroyed. The U.S. Court of Appeals for the Sixth Circuit reversed the trial court's decision in favor of the City and directed the trial court to assess whether the City's practice of publishing notice of

encampment clearings in a local newspaper was constitutionally sufficient. *See Cash*, 388 F.3d 539 (6th Cir. 2004), *cert. denied*. This question was never decided by the court because the City entered into the 2006 *Cash* settlement agreement, which obligates the City to (1) provide 72-hours' notice before clearing an encampment and (2) store unsoiled personal items for 90 days to provide an opportunity for their collection.

Courts across the country have confirmed that a 72-hour notice period meets the constitutional due process requirements. *See Murray v. City of Philadelphia*, 481 F. Supp.3d 461 (E.D. Penn. 2020) (ordering city to provide 72 hours advance notice before removing property from encampment); *Sullivan v. City of Berkeley*, 383 F. Supp.3d 976, 982 (N.D. Cal. 2019) (holding that 72-hour notice period before encampment removal satisfies Fourth and Fourteenth Amendment requirements regarding seizure of homeless individuals' property); *See v. City of Fort Wayne*, 2017 U.S. Dist. LEXIS 49956 (N.D. Ind. Mar. 31, 2017) (ordering city to expand its notice period from 48 to 72 hours in advance of clearing an encampment). While these and many other cases support the City's current 72-hour notice process, there are situations where a longer notice period may be required. For example, at the beginning of the Covid-19 pandemic, a court ruled that the City of Wheeling, West Virginia's 72-hour notice "was woefully insufficient" and determined that "a period of a minimum of two weeks is necessary to constitute sufficient and proper notice[.]"

Accordingly, while the *Cash* settlement requires the City to provide notice 72 hours in advance of an encampment clearing, the City must tailor its notice to the unique circumstances presented by each encampment. For example, the City may provide a shorter notice period where an encampment presents an immediate health and safety concern, such as an encampment under highways or public infrastructure. Conversely, the City may be required to provide more than 72 hours' notice in unique circumstances, such as those presented by the Covid-19 in 2020. As a general matter, the existing 72-hour notice period appropriately balances the City's interests in addressing encampments and the residents' constitutional property interests.

The *Chin* litigation was filed in 2018 and challenged the City's encampment procedures more broadly, including claiming that the act of camping in public was an exercise of First Amendment free speech rights. This litigation spanned six years and involved extensive briefing on the nature of the plaintiff's claims and significant delays in receiving rulings from the court. As the Covid-19 pandemic began to impact the City and encampment residents, the parties began collaborating with each other to deploy funds made available by Council and the Administration to provide emergency housing and shelter opportunities for our unhoused population. As the City began to modify its encampment response to include an initial engagement attempt designed to connect encampment residents with services and housing or shelter opportunities, the parties entered into settlement discussions. The resulting 2024 settlement agreement made two key changes to the City's encampment abatement process.

First, encampment engagement work would be overseen directly by the City Manager or the City Manager's designee. This work was previously performed primarily by the Cincinnati Police Department.

Second, as part of the initial engagement work, the City Manager or the City Manager's designee is required to confirm that there is an available housing or shelter opportunity for encampment residents prior to pursuing an arrest of the individual for trespass on public property.

The City Manager's Office works directly with the Cincinnati Police Department in addressing and abating encampments, while also working with the Department of Public Services and many external stakeholder agencies to balance the immediate need to abate encampments and the desire to provide long-term housing solutions to individuals.

The City Manager's Office also partners with external organizations to provide a range of services and shelter for individuals residing in encampments. In addition, the office leads a coordinated, cross-departmental response, establishing protocols for assessment, prioritization, and resolution while balancing public health and safety.

### **Identified Gaps in Shelter and Housing Systems**

There are several gaps in the shelter and housing system that contribute to homelessness. The largest gap is that shelter options are limited. Many shelters enforce strict entry requirements, such as sobriety, curfews, and identification, which exclude many individuals in need. Specific populations face additional barriers. Youth, LGBTQ+ individuals, families, and people with disabilities often struggle to access appropriate shelter and housing resources. There is an insufficient supply of transitional and permanent supportive housing. The shortage of these housing options leaves many individuals without a pathway to long-term stability.

A lack of affordable housing units exacerbates the problem. Rising rental costs and a shortage of affordable units make it difficult for people to secure stable housing. Outreach and case management services are insufficient. Many individuals struggle to navigate available housing programs due to limited case management support. Emergency shelters often lack capacity. Seasonal and emergency shelters fill up quickly, forcing many individuals to remain outside with no alternative. Overall, the resources available do not match the number of homeless individuals, leaving significant gaps in the shelter and housing system.

### **Expanded Support**

A coordinated, safe, and consistent encampment response requires expanded operational capacity. This includes funding for contracted cleanup crews equipped with appropriate safety gear and biohazard disposal supplies to ensure cleanups are conducted efficiently and in compliance with health and safety standards. Expanding contractor capacity would also increase crew availability, allowing for faster response times and timelier cleanup of encampments.

Additional staffing is also needed to manage customer service requests, coordinate field operations, and ensure timely posting, tracking, and follow-up on encampments. Without adequate staff capacity, response times lag and encampments are more likely to persist or reestablish.

## **Data regarding the rate of homeless encampments in the city and other relevant information that the administration has gathered.**

Service Requests (SR) regarding homeless encampments are entered into the 311 Customer Service Response (CSR) system by city residents and staff members. These requests are managed by the Department of Opportunity and Residential Services (DORS). Since April 2026, there have been a total of 641 reports of homeless encampments that have been submitted through the 311 system. However, not all SRs represent true encampments. Of the sites that have been verified as encampments, a total of 79 encampments have been cleaned.

The Office of Performance and Data Analytics (OPDA) provides a public facing [dashboard of CSR data](#) on the Cincy Insights portal. This dashboard may be filtered to the Homeless Encampment request type and used to view the number of currently open requests, requests created over time, and their distribution by neighborhood.

## **Proposals to Discourage Encampments in Parks, Recreation Sites, etc.**

To discourage encampments in parks, recreation sites, and other public spaces, there are four strategies that can be implemented.

1. Community engagement and education efforts can help reduce encampments by clearly communicating and posting where camping is not permitted and what enforcement actions will follow. When expectations are visible and consistently reinforced, individuals are less likely to establish encampments in those areas.

For non-Parks' or private property, much of the land being used for encampments is not open to the public. When encampments occur on City-owned property that is not publicly accessible, individuals can be required to vacate immediately, as this constitutes trespassing. Posting clear signage indicating that the area is not open to the public and that unauthorized presence is prohibited helps deter encampments before they are established.

For Parks' property, we can clearly communicate designated hours of operation. Individuals remaining in parks after hours are subject to removal. Signage and outreach that reinforce these rules, paired with consistent enforcement, can discourage overnight camping and reduce repeat encampments.

By combining proactive communication, visible signage, and predictable enforcement, the City can both guide individuals toward appropriate resources and reduce the likelihood of encampments forming in restricted areas.

2. Environmental design strategies can be used to deter unauthorized camping. Improvements such as better lighting, clear signage, strategic landscaping, and increased park activation through programming can make public spaces less conducive to encampments and prohibited after-hours public sleeping.
  - For example, adding lighting under the shelter area in Northside's Hoffner Park would enhance public safety.

3. Increasing directed patrols can support enforcement of local regulations. Expanding a visible presence in Parks and Recreation areas can also help deter encampments and maintain safe, accessible public spaces for all community members.
4. Providing education and training for City staff on handling homeless encampments is essential. By continuing to develop and implement training programs, staff can learn best practices for reporting and interacting with individuals experiencing homelessness in a compassionate and effective manner.

### **Additional Resources**

The 311 Community Responder team will assist the DORS team by quickly validating initial reports of homeless encampments to ensure the proper service providers are engaged. In addition to the DORS team, there are many other organizations and agencies that are utilized for outreach and service provision, including the City's Alternative Response to Crisis (ARC) team, the Cincinnati Health Department, PATH (Projects for Assistance in Transition from Homelessness), GeneroCity 513, and the Hamilton County Quick Response Team.

cc: Amara Kinney, Supervising Management Analyst, Department of Opportunity and Residential Services (DORS)  
Bill Vedra, Director, Emergency Communication Center  
John S Brazina, Assistant City Manager

May 28, 2026

**To:** Mayor and Members of City Council 202601665  
**From:** Sheryl M. M. Long, City Manager  
**Subject:** **Emergency Ordinance – CMO: Office of Strategic Growth FY 2026 Budget**

---

Attached is an Emergency Ordinance captioned:

**ESTABLISHING** department number 105, “Office of Strategic Growth,”; and **AUTHORIZING** the transfer of \$185,000 within the General Fund from and to various operating budget accounts according to the attached Schedule of Transfer to provide resources for the new Office of Strategic Growth for the remainder of FY 2026.

This Emergency Ordinance establishes department number 105, “Office of Strategic Growth”. This Emergency Ordinance further authorizes the transfer of \$185,000 within the General Fund from and to various operating budget accounts according to the attached Schedule of Transfer to provide resources for the new Office of Strategic Growth for the remainder of FY 2026.

On April 1, 2026, the City Council passed Ordinance No. 0094-2026, which established the new Office of Strategic Growth within the City Manager’s Office. It is necessary to establish a budget for the newly formed Office of Strategic Growth to ensure that necessary and proper expenses can be paid during the remainder of FY 2026.

The reason for the emergency is the need to transfer funding to provide resources for the new Office of Strategic Growth to ensure that necessary and proper expenses can be paid in FY 2026.

The Administration recommends passage of this Emergency Ordinance.

cc: Andrew Dudas, Budget Director  
Steve Webb, Finance Director

Attachment

**EMERGENCY**

**JWF**

**- 2026**

**ESTABLISHING** department number 105, “Office of Strategic Growth”; and **AUTHORIZING** the transfer of \$185,000 within the General Fund from and to various operating budget accounts according to the attached Schedule of Transfer to provide resources for the new Office of Strategic Growth for the remainder of FY 2026.

WHEREAS, on April 1, 2026, Council passed Ordinance No. 94-2026, which established the new Office of Strategic Growth within the City Manager’s office; and

WHEREAS, it is necessary to establish a budget for the newly formed Office of Strategic Growth to ensure that necessary and proper expenses can be paid in FY 2026; now, therefore,

BE IT ORDAINED by the Council of the City of Cincinnati, State of Ohio:

Section 1. That department number 105, “Office of Strategic Growth,” is established as the department number for the Office of Strategic Growth.

Section 2. That the transfer of \$185,000 within the General Fund from and to various operating budget accounts is authorized according to the attached Schedule of Transfer to provide resources for the new Office of Strategic Growth for the remainder of FY 2026.

Section 3. That the proper City officials are authorized to do all things necessary and proper to carry out the terms of Sections 1 and 2.

Section 4. That this ordinance shall be an emergency measure necessary for the preservation of the public peace, health, safety, and general welfare and shall, subject to the terms of Article II, Section 6 of the Charter, be effective immediately. The reason for the emergency is the need to transfer funding to provide resources for the new Office of Strategic Growth to ensure that necessary and proper expenses can be paid in FY 2026.

Passed: \_\_\_\_\_, 2026

Attest: \_\_\_\_\_  
Clerk

\_\_\_\_\_  
Aftab Pureval, Mayor

**SCHEDULE OF TRANSFER**

**FY 2026 OFFICE OF STRATEGIC GROWTH TRANSFER SCHEDULE**

Fund 050 General Fund

<i>REDUCTIONS</i>				<i>INCREASES</i>					
	<b>Fund</b>	<b>Agency</b>	<b>Appropriation Unit</b>	<b>\$ Amount</b>		<b>Fund</b>	<b>Agency</b>	<b>Appropriation Unit</b>	<b>\$ Amount</b>
<b>TRANSFERS WITHIN APPROPRIATIONS</b>					<b>TRANSFERS WITHIN APPROPRIATIONS</b>				
<b>SOURCE ACCOUNTS</b>					<b>USE ACCOUNTS</b>				
DEPARTMENT OF COMMUNITY AND ECONOMIC DEVELOPMENT					CITY MANAGER'S OFFICE				
ECONOMIC DEVELOPMENT	050	164	7100	185,000	OFFICE OF STRATEGIC GROWTH	050	105	7100	125,000
					OFFICE OF STRATEGIC GROWTH	050	105	7500	60,000
<b>TOTAL FUND REDUCTIONS</b>				<b>185,000</b>	<b>TOTAL FUND INCREASES</b>				<b>185,000</b>

May 28, 2026

**To:** Mayor and Members of City Council

**From:** Sheryl M. M. Long, City Manager

202601666

**Subject: Ordinance – DOTE: Wasson Way Phase 7 Clean Ohio Trails Fund (COTF) Grant**

---

Attached is an Ordinance captioned:

**ESTABLISHING** new capital improvement program project account no. 980x232x262360, “Wasson Way Phase 7 PID 114602 COTF Grant,” to provide resources to assist with the construction of Phase 7 of the Wasson Way Shared Use Path; **AUTHORIZING** the City Manager to accept and appropriate a Clean Ohio Trails Fund grant of up to \$500,000 from the Ohio Department of Natural Resources (“ODNR”) to the newly established capital improvement program project account no. 980x232x262360, “Wasson Way Phase 7 PID 114602 COTF Grant”; **AUTHORIZING** the Director of Finance to deposit the grant resources into newly established capital improvement program project account no. 980x232x262360, “Wasson Way Phase 7 PID 114602 COTF Grant”; and **AUTHORIZING** the City Manager to do all things necessary to assist with the construction of Phase 7 of the Wasson Way Shared Use Path project, including but not limited to entering into any agreements necessary for the receipt and administration of the ODNR grant resources.

Approval of this Ordinance authorizes the following:

1. The establishment of capital improvement program project account no. 980x232x262360, “Wasson Way Phase 7 PID 114602 COTF Grant,” to provide resources to assist with the construction of Phase 7 of the Wasson Way Shared Use Path.
2. The City Manager to accept and appropriate a Clean Ohio Trails Fund (COTF) grant of up to \$500,000 from the Ohio Department of Natural Resources (ODNR).
3. The Director of Finance to deposit the grant resources into newly established capital improvement program project account no. 980x232x262360, “Wasson Way Phase 7 PID 114602 COTF Grant”.

Phase 7 of the Wasson Way Shared Use Path will connect the current western end of the path at Blair Court to the intersection of Martin Luther King Drive and Reading Road in the Avondale neighborhood.

ODNR awarded the City with a grant of up to \$500,000 to assist with the construction of Phase 7 of the Wasson Way Shared Use Path, however no funds will be accepted without approval by the City Council.

The Clean Ohio Trails Fund grant requires matching resources of up to \$166,667, which will be provided from capital improvement program project account nos. 980x232x232371, “Wasson Way Trail”; 980x232x242371, “Wasson Way”; 980x232x252371, “Wasson Way Trail”; 980x232x262358, “Wasson Way Trail Phase 7 – TIF”; and other anticipated eligible grant resources. There are no new FTEs/full time equivalents associated with this grant.

Construction of Phase 7 of the Wasson Way Shared Use Path is in accordance with the “Connect” goal to “[d]evelop an efficient multi-modal transportation system that supports neighborhood livability” as well as the strategies to “[e]xpand options for non-automotive travel” and “[p]lan, design, and implement a safe and sustainable transportation system” as described on pages 129-137 of Plan Cincinnati (2012).

The Administration recommends passage of this Ordinance.

cc: Andrew Dudas, Budget Director  
Steve Webb, Finance Director



Attachment

**ESTABLISHING** new capital improvement program project account no. 980x232x262360, “Wasson Way Phase 7 PID 114602 COTF Grant,” to provide resources to assist with the construction of Phase 7 of the Wasson Way Shared Use Path; **AUTHORIZING** the City Manager to accept and appropriate a Clean Ohio Trails Fund grant of up to \$500,000 from the Ohio Department of Natural Resources (“ODNR”) to the newly established capital improvement program project account no. 980x232x262360, “Wasson Way Phase 7 PID 114602 COTF Grant”; **AUTHORIZING** the Director of Finance to deposit the grant resources into newly established capital improvement program project account no. 980x232x262360, “Wasson Way Phase 7 PID 114602 COTF Grant”; and **AUTHORIZING** the City Manager to do all things necessary to assist with the construction of Phase 7 of the Wasson Way Shared Use Path project, including but not limited to entering into any agreements necessary for the receipt and administration of the ODNR grant resources.

WHEREAS, the Wasson Way Shared Use Path is for bicycle and pedestrian use; and

WHEREAS, Phase 7 of the Wasson Way Shared Use Path will connect the current western end of the path at Blair Court to the intersection of Martin Luther King Drive and Reading Road in the Avondale neighborhood; and

WHEREAS, on May 11, 2022, Council passed Ordinance No. 119-2022, which authorized the City Manager to apply for a Clean Ohio Trails Fund grant of up to \$500,000 awarded through the Ohio Department of Natural Resources (“ODNR”); and

WHEREAS, ODNR has awarded the City a grant of up to \$500,000 to assist with the construction of Phase 7 of the Wasson Way Shared Use Path, however no funds will be accepted without approval by Council; and

WHEREAS, the grant requires matching resources of up to \$166,667, which will be provided from capital improvement program project account nos. 980x232x232371, “Wasson Way Trail”; 980x232x242371, “Wasson Way”; 980x232x252371, “Wasson Way Trail”; 980x232x262358, “Wasson Way Trail Phase 7 – TIF”; and other anticipated eligible grant resources; and

WHEREAS, there are no new FTEs/full time equivalents associated with this grant; and

WHEREAS, construction of Phase 7 of the Wasson Way Shared Use Path is in accordance with the “Connect” goal to “[d]evelop an efficient multi-modal transportation system that supports neighborhood livability” as well as the strategies to “[e]xpand options for non-automotive travel” and “[p]lan, design, and implement a safe and sustainable transportation system” as described on pages 129-137 of Plan Cincinnati (2012); now, therefore,

BE IT ORDAINED by the Council of the City of Cincinnati, State of Ohio:

Section 1. That the Director of Finance is authorized to establish new capital improvement program project account no. 980x232x262360, “Wasson Way Phase 7 PID 114602 COTF Grant,” to provide resources to assist with the construction of Phase 7 of the Wasson Way Shared Use Path.

Section 2. That the City Manager is authorized to accept and appropriate a Clean Ohio Trails Fund grant of up to \$500,000 awarded by the Ohio Department of Natural Resources (“ODNR”) to the newly established capital improvement program project account no. 980x232x262360, “Wasson Way Phase 7 PID 114602 COTF Grant.”

Section 3. That the Director of Finance is authorized to deposit the grant resources into newly established capital improvement program project account no. 980x232x262360, “Wasson Way Phase 7 PID 114602 COTF Grant.”

Section 4. That the City Manager is authorized to do all things necessary to assist with the construction of Phase 7 of the Wasson Way Shared Use Path, including but not limited to entering into any agreements necessary for the receipt and administration of the ODNR grant resources.

Section 5. That the proper City officials are authorized to do all things necessary and proper to carry out the terms of the grant and Sections 1 through 4.

Section 6. That this ordinance shall take effect and be in force from and after the earliest period allowed by law.

Passed: \_\_\_\_\_, 2026

\_\_\_\_\_  
Aftab Pureval, Mayor

Attest: \_\_\_\_\_  
Clerk

May 28, 2026

**To:** Mayor and Members of City Council

**From:** Sheryl M. M. Long, City Manager 202601667

**Subject:** **Emergency Ordinance – Economic Inclusion: 2026 Business Enterprise Expo Donations**

---

Attached is an Emergency Ordinance captioned:

**AUTHORIZING** the City Manager and employees of the Department of Economic Inclusion (“Department”) to solicit and accept donations of money, in-kind contributions, participation fees, and other things of value from the business community, individual benefactors, and other appropriate sources for the City’s 2026 Business Enterprise Expo; **AUTHORIZING** the Director of Finance to deposit the donated funds into Special Events Fund 314; and **AUTHORIZING** the Department to hold resources donated pursuant to this ordinance, which exceed the total 2026 Business Enterprise Expo expenses, in Special Events Fund 314 to be utilized for future business development events hosted by the Department.

This Emergency Ordinance authorizes the City Manager and employees of the Department of Economic Inclusion (DEI) to solicit and accept donations of money, in-kind contributions, participation fees, and other things of value from the Cincinnati business community, individual benefactors, and other appropriate sources for the City’s 2026 Business Enterprise Expo. This Emergency Ordinance also authorizes the Director of Finance to deposit donated funds into Special Events Fund 314. Finally, it authorizes DEI to hold donated resources that exceed the total cost of the 2026 Business Enterprise Expo in Special Events Fund 314 to be utilized for future business development events.

This annual event allows DEI-certified businesses to meet larger businesses within the City, promote peer-to-peer networking, and strengthen the relationship between DEI and the City’s business community. DEI will also recruit new businesses. Previous events had over 300 attendees including business participants and community partners.

Soliciting and accepting donations for the 2026 Business Enterprise Expo is in accordance with the “Collaborate” goal to “[w]ork in synergy with the Cincinnati community” and strategy to “[u]nite our communities” as described on pages 209-211 of Plan Cincinnati (2012).

The reason for the emergency is the immediate need to solicit donations and sponsorships for the planning and coordination of the 2026 Business Enterprise Expo.

The Administration recommends passage of this Emergency Ordinance.

cc: Andrew Dudas, Budget Director  
Steve Webb, Finance Director

Attachment



## EMERGENCY

AEP

-2026

**AUTHORIZING** the City Manager and employees of the Department of Economic Inclusion (“Department”) to solicit and accept donations of money, in-kind contributions, participation fees, and other things of value from the business community, individual benefactors, and other appropriate sources for the City’s 2026 Business Enterprise Expo; **AUTHORIZING** the Director of Finance to deposit the donated funds into Special Events Fund 314; and **AUTHORIZING** the Department to hold resources donated pursuant to this ordinance, which exceed the total 2026 Business Enterprise Expo expenses, in Special Events Fund 314 to be utilized for future business development events hosted by the Department.

WHEREAS, the Department of Economic Inclusion (“Department”) is in the early stages of planning the 2026 Business Enterprise Expo, which the Department will tentatively host in the fall of 2026; and

WHEREAS, the 2026 Business Enterprise Expo will allow Department-certified businesses (subcontractors) to meet larger businesses (prime contractors) within the City, promote peer-to-peer networking, and strengthen the relationship between the Department and the City’s business community; and

WHEREAS, the Department also will recruit new businesses at the 2026 Business Enterprise Expo; and

WHEREAS, the Department has hosted four previous Business Enterprise Expos, all of which had over 300 attendees, including business participants and community partners; and

WHEREAS, the Department works with event sponsors and donors to coordinate the best use of donated resources; and

WHEREAS, any resources donated pursuant to this ordinance, which exceed the total 2026 Business Enterprise Expo expenses, will be held in Special Events Fund 314 to be utilized for future business development events hosted by the Department; and

WHEREAS, soliciting and accepting donations for the 2026 Business Enterprise Expo is in accordance with the “Collaborate” goal to “[w]ork in synergy with the Cincinnati community” and strategy to “[u]nite our communities” as described on pages 209-211 of Plan Cincinnati (2012); now, therefore,

BE IT ORDAINED by the Council of the City of Cincinnati, State of Ohio:

Section 1. That the City Manager and employees of the Department of Economic Inclusion (“Department”) are authorized to solicit and accept donations of money, in-kind

contributions, participation fees, and other things of value from the business community, individual benefactors, and other appropriate sources for the City's 2026 Business Enterprise Expo.

Section 2. That the Director of Finance is authorized to deposit the donated funds into Special Events Fund 314.

Section 3. That the Department is authorized to hold resources donated pursuant to this ordinance, which exceed the total 2026 Business Enterprise Expo expenses, in Special Events Fund 314 to be utilized for future business development events hosted by the Department.

Section 4. That the proper City officials are authorized to do all things necessary and proper to comply with the terms of Section 1 through 3.

Section 5. That this ordinance shall be an emergency measure necessary for the preservation of the public peace, health, safety, and general welfare and shall, subject to the terms of Article II, Section 6 of the Charter, be effective immediately. The reason for the emergency is the immediate need to solicit donations and sponsorships for the planning and coordination of the 2026 Business Enterprise Expo.

Passed: \_\_\_\_\_, 2026

\_\_\_\_\_  
Aftab Pureval, Mayor

Attest: \_\_\_\_\_  
Clerk

May 28, 2026

**To:** Mayor and Members of City Council

202601668

**From:** Sheryl M. M. Long, City Manager

**Subject: Ordinance – Police: FY 2027 Selective Traffic Enforcement Program (STEP) Grant**

---

Attached is an Ordinance captioned:

**AUTHORIZING** the City Manager to apply for, accept, and appropriate a Selective Traffic Enforcement Program (“STEP”) grant of up to \$75,000 for FY 2027 from the State of Ohio Department of Public Safety, Ohio Traffic Safety Office (ALN 20.600) to aid in reducing deaths and injuries resulting from vehicular accidents; and **AUTHORIZING** the Director of Finance to deposit the STEP grant funds into Law Enforcement Grant Fund 368x8553, project account no. 26STEP.

This Ordinance authorizes the City Manager to apply for, accept, and appropriate a Selective Traffic Enforcement Program (STEP) grant of up to \$75,000, for FY 2027, from the State of Ohio Department of Public Safety (ODPS), Ohio Traffic Safety Office (OTSO) (ALN 20.600). This Ordinance also authorizes the Director of Finance to deposit the grant funds into Law Enforcement Grant Fund 368x8553, project account no. 26STEP.

The STEP grant aims to reduce deaths and injuries resulting from vehicular accidents due to speeding, loss of control, restraint violations, and operating a vehicle under the influence through high visibility enforcement efforts.

There are no new FTEs/full time equivalents associated with this grant, and no matching funds are required.

The grant application deadline was May 14, 2026, and the City has already applied for the grant, but no grant funds will be accepted without City Council approval.

Aiding in reducing deaths and injuries resulting from vehicular accidents is in accordance with the “Live” goal to “[c]reate a more livable community” as described on pages 156-162 of Plan Cincinnati (2012).

The Administration recommends passage of this Ordinance.

cc: Andrew Dudas, Budget Director  
Steve Webb, Finance Director



Attachment

**AUTHORIZING** the City Manager to apply for, accept, and appropriate a Selective Traffic Enforcement Program (“STEP”) grant of up to \$75,000 for FY 2027 from the State of Ohio Department of Public Safety, Ohio Traffic Safety Office (ALN 20.600) to aid in reducing deaths and injuries resulting from vehicular accidents; and **AUTHORIZING** the Director of Finance to deposit the STEP grant funds into Law Enforcement Grant Fund 368x8553, project account no. 26STEP.

WHEREAS, a Selective Traffic Enforcement Program (“STEP”) grant of up to \$75,000 is available in FY 2027 from the Ohio Department of Public Safety, Ohio Traffic Safety Office; and

WHEREAS, the STEP grant aims to reduce deaths and injuries resulting from vehicular accidents due to speeding, loss of control, restraint violations, and operating a vehicle under the influence through high visibility enforcement efforts; and

WHEREAS, this grant does not require matching funds, and there are no new FTEs/full time equivalents associated with this grant; and

WHEREAS, the STEP grant application deadline was May 14, 2026, and the City has already applied for the grant, but no grant funds will be accepted without approval by Council; and

WHEREAS, aiding in reducing deaths and injuries resulting from vehicular accidents is in accordance with the “Live” goal to “[c]reate a more livable community” as described on pages 156-162 of Plan Cincinnati (2012); now, therefore,

BE IT ORDAINED by the Council of the City of Cincinnati, State of Ohio:

Section 1. That the City Manager is authorized to apply for, accept, and appropriate a Selective Traffic Enforcement Program (“STEP”) grant of up to \$75,000 for FY 2027 from the State of Ohio Department of Public Safety, Ohio Traffic Safety Office (ALN 20.600) to aid in reducing deaths and injuries resulting from vehicular accidents.

Section 2. That the Director of Finance is authorized to deposit the STEP grant funds into Law Enforcement Grant Fund 368x8553, project account no. 26STEP.

Section 3. That the proper City officials are authorized to do all things necessary and proper to carry out the terms of the grant and Sections 1 and 2.

Section 4. That this ordinance shall take effect and be in force from and after the earliest period allowed by law.

Passed: \_\_\_\_\_, 2026

---

Aftab Pureval, Mayor

Attest: \_\_\_\_\_  
Clerk

May 28, 2026

**To:** Mayor and Members of City Council

202601669

**From:** Sheryl M. M. Long, City Manager

**Subject: Ordinance – Police: FY 2027 Impaired Driving Enforcement Program (IDEP) Grant**

Attached is an Ordinance captioned:

**AUTHORIZING** the City Manager to apply for, accept, and appropriate a grant of up to \$70,000 for FY 2027 from the Ohio Department of Public Safety Ohio Traffic Safety Office’s FY 2027 Impaired Driving Enforcement Program (ALN 20.608) to aid in reducing death and injuries resulting from vehicular accidents; and **AUTHORIZING** the Director of Finance to deposit the grant funds into Law Enforcement Grant Fund 368x8553, project account no. 26IDEP.

This Ordinance authorizes the City Manager to apply for, accept, and appropriate a grant of up to \$70,000, for FY 2027, from the Ohio Department of Public Safety(ODPS), Ohio Traffic Safety Office’s (OTSO) FY 2027 Impaired Driving Enforcement Program (ALN 20.608), to aid in reducing death and injuries resulting from vehicular accidents. This Ordinance also authorizes the Director of Finance to deposit the grant funds into Law Enforcement Grant Fund 368x8553, project account no. 26IDEP.

This grant is available through the State of Ohio Department of Public Safety, Ohio Traffic Safety Office, to fund the FY 2027 Impaired Driving Enforcement Program. This program aims to reduce deaths and injuries resulting from vehicular accidents due to operating a vehicle under the influence of alcohol or drugs (OVI), speed, loss of control, restraint violations, and commercial and motorcycle safety infractions.

The grant application deadline was May 14, 2026, and the City has already applied for the grant, but no grant funds will be accepted without approval by the City Council.

There are no new FTEs/full time equivalents associated with this grant, and no matching funds are required.

Programming to aid in reducing deaths and injuries resulting from vehicular accidents is in accordance with the “Live” goal to “[c]reate a more livable community” as described on pages 156-162 of Plan Cincinnati (2012).

The Administration recommends passage of this Ordinance.

cc: Andrew Dudas, Budget Director  
Steve Webb, Finance Director



Attachment

**AUTHORIZING** the City Manager to apply for, accept, and appropriate a grant of up to \$70,000 for FY 2027 from the Ohio Department of Public Safety Ohio Traffic Safety Office’s FY 2027 Impaired Driving Enforcement Program (ALN 20.608) to aid in reducing deaths and injuries resulting from vehicular accidents; and **AUTHORIZING** the Director of Finance to deposit the grant funds into Law Enforcement Grant Fund 368x8553, project account no. 26IDEP.

WHEREAS, a grant of up to \$70,000 is available from the Ohio Department of Public Safety Ohio Traffic Safety Office to fund the FY 2027 Impaired Driving Enforcement Program; and

WHEREAS, this program aims to reduce deaths and injuries resulting from vehicular accidents due to operating a vehicle under the influence of alcohol or drugs (OVI), speed, loss of control, restraint violations, and commercial and motorcycle safety infractions; and

WHEREAS, this grant does not require matching funds, and there are no additional FTEs/full time equivalents associated with this grant; and

WHEREAS, the grant application deadline was May 14, 2026, and the City already applied for the grant to meet the deadline, but no grant funds will be accepted without approval by Council; and

WHEREAS, programming to aid in reducing deaths and injuries resulting from vehicular accidents is in accordance with the “Live” goal to “[c]reate a more livable community” as described on pages 156-162 of Plan Cincinnati (2012); now, therefore,

BE IT ORDAINED by the Council of the City of Cincinnati, State of Ohio:

Section 1. That the City Manager is authorized to apply for, accept, and appropriate an Impaired Driving Enforcement Program grant of up to \$70,000 for FY 2027 from the Ohio Department of Public Safety Ohio Traffic Safety Office to aid in reducing deaths and injuries resulting from vehicular accidents.

Section 2. That the Director of Finance is authorized to deposit the grant funds into Law Enforcement Grant Fund 368x8553, project account no. 26IDEP.

Section 3. That the proper City officials are authorized to do all things necessary and proper to carry out the terms of the grant and Sections 1 and 2.

Section 4. That this ordinance shall take effect and be in force from and after the earliest period allowed by law.

Passed: \_\_\_\_\_, 2026

---

Aftab Pureval, Mayor

Attest: \_\_\_\_\_  
Clerk

May 28, 2026

**To:** Mayor and Members of City Council

202601670

**From:** Sheryl M. M. Long, City Manager

**Subject: Emergency Ordinance – Parks: Park Board Commissioners’ Fund Donation**

---

Attached is an Emergency Ordinance captioned:

**AUTHORIZING** the City Manager to accept and appropriate a donation of \$1,102,201 from the Cincinnati Park Board Commissioners’ Fund to provide resources for horticultural supplies, maintenance contracts, salary and benefits reimbursements, Krohn Conservatory gift shop inventory, and other operational expenses; and **AUTHORIZING** the Director of Finance to deposit the donated funds into Parks Private Endowment and Donations Fund revenue account no. 430x8571.

This Emergency Ordinance authorizes the City Manager to accept and appropriate a donation of \$1,102,201 from the Cincinnati Park Board Commissioners’ Fund to provide resources for horticultural supplies, maintenance contracts, salary and benefits reimbursements, and other operational expenses. This Emergency Ordinance also authorizes the Director of Finance to deposit the funds into Parks Private Endowment and Donations Fund revenue account no. 430x8571.

Accepting this donation does not require matching resources or new FTEs/full time equivalents.

Accepting this donation is in accordance with the “Sustain” goal to “[p]reserve our natural and built environment” and “Collaborate” goal to “[w]ork in synergy with the Cincinnati community” and strategy to “[u]nite our communities” as described on pages 193-195 and 207-211 of Plan Cincinnati (2012).

The reason for the emergency is the immediate need to provide resources for Cincinnati Parks Department operating expenses to avoid service delivery disruptions.

The Administration recommends passage of this Emergency Ordinance.

cc: Andrew Dudas, Budget Director  
Steve Webb, Finance Director

Attachment



**EMERGENCY**

**KKF**

**- 2026**

**AUTHORIZING** the City Manager to accept and appropriate a donation of \$1,102,201 from the Cincinnati Park Board Commissioners' Fund to provide resources for horticultural supplies, maintenance contracts, salary and benefits reimbursements, Krohn Conservatory gift shop inventory, and other operational expenses; and **AUTHORIZING** the Director of Finance to deposit the donated funds into Parks Private Endowment and Donations Fund revenue account no. 430x8571.

WHEREAS, the Park Board Commissioners' Fund consists of funds received from endowments and donations from various entities to support the Cincinnati Park Board; and

WHEREAS, accepting a donation of \$1,102,201 from the Park Board Commissioners' Fund will enable the Cincinnati Parks Department to provide resources for horticultural supplies, maintenance contracts, salary and benefits reimbursements, Krohn Conservatory gift shop inventory, and other operational expenses; and

WHEREAS, the Cincinnati Board of Park Commissioners approved the use of \$1,102,201 and requested the distribution of the resources from the Park Board Commissioners' Fund as part of its annual budget at its regularly scheduled meeting on April 16, 2026 for FY 2027, but Council approval is required to accept and deposit the funds; and

WHEREAS, this donation does not require matching funds, and there are no new FTEs/full time equivalents associated with this donation; and

WHEREAS, accepting donated funds for horticultural supplies, maintenance contracts, salary and benefits reimbursements, Krohn Conservatory gift shop inventory, and Park Board operations is in accordance with the "Sustain" goal to "[p]reserve our natural and built environment" and the "Collaborate" goal to "[w]ork in synergy with the Cincinnati community" and strategy to "[u]nite our communities" as described on pages 193-195 and 207-211 of Plan Cincinnati (2012); now, therefore,

BE IT ORDAINED by the Council of the City of Cincinnati, State of Ohio:

Section 1. That the City Manager is authorized to accept and appropriate a donation of \$1,102,201 from the Cincinnati Park Board Commissioners' Fund to provide resources for horticultural supplies, maintenance contracts, salary and benefits reimbursements, Krohn Conservatory gift shop inventory, and other operational expenses.

Section 2. That the Director of Finance is authorized to deposit the donated funds into Parks Private Endowment and Donations Fund revenue account no. 430x8571.

Section 3. That the proper City officials are authorized to do all things necessary and proper to comply with the terms of Sections 1 and 2.

Section 4. That this ordinance shall be an emergency measure necessary for the preservation of the public peace, health, safety, and general welfare and shall, subject to the terms of Article II, Section 6 of the Charter, be effective immediately. The reason for the emergency is the immediate need to provide resources for Cincinnati Parks Department operating expenses to avoid service delivery disruptions.

Passed: \_\_\_\_\_, 2026

\_\_\_\_\_  
Aftab Pureval, Mayor

Attest: \_\_\_\_\_  
Clerk

**May 28, 2026**

**To:** Mayor and Members of City Council

202601671

**From:** Sheryl M. M. Long, City Manager

**Subject: Emergency Ordinance – Office of Performance and Data Analytics (OPDA): Moral Obligation Payment to Nearmap US Inc.**

---

Attached is an Emergency Ordinance captioned:

**AUTHORIZING** a payment of \$65,000 from the Office of Performance and Data Analytics Cincinnati Area Geographic Information System Fund non-personnel operating budget account no. 449x108x1300x7418 to Nearmap US Inc. as a moral obligation for outstanding charges related to aerial imagery subscription services.

This Emergency Ordinance authorizes a payment of \$65,000 from the Office of Performance and Data Analytics Cincinnati Area Geographic Information System Fund non-personnel operating budget account no. 449x108x1300x7418 to Nearmap US Inc. as a moral obligation for outstanding charges related to aerial imagery subscription services. Sufficient resources are available to make the payment.

On January 13, 2023, the City entered into a three-year Master Agreement (MA) Contract No. 231A001620, with Nearmap US Inc. for aerial imagery subscription services, with optional renewals of two additional twelve-month periods. Due to an administrative oversight, a delivery order (DO) was not entered in the Cincinnati Financial System (CFS) prior to renewal of the subscription services in 2026. On February 11, 2026, Nearmap US Inc. invoiced the Cincinnati Area Geographic Information System for aerial imagery subscription services. To prevent recurrence, the Cincinnati Area Geographic Information System will work with the Office of Performance and Data Analytics to ensure all renewals are encumbered in a timely manner.

The reason for the emergency is the immediate need to make payment to Nearmap US Inc. for outstanding charges in a timely manner.

The Administration recommends passage of this Emergency Ordinance.

cc: Andrew Dudas, Budget Director  
Steve Webb, Finance Director

Attachment

**EMERGENCY**

**KKF**

**- 2026**

**AUTHORIZING** a payment of \$65,000 from the Office of Performance and Data Analytics Cincinnati Area Geographic Information System Fund non-personnel operating budget account no. 449x108x1300x7418 to Nearmap US Inc. as a moral obligation for outstanding charges related to aerial imagery subscription services.

WHEREAS, on January 31, 2023, the City entered into a three-year Master Agreement, Contract No. 231A001620, with Nearmap US Inc. for aerial imagery subscription services, with optional renewals of two additional twelve-month periods; and

WHEREAS, due to an administrative oversight, a delivery order was not entered in the Cincinnati Financial System prior to renewal of the subscription services in 2026; and

WHEREAS, on February 11, 2026, Nearmap US Inc. invoiced the Cincinnati Area Geographic Information System for aerial imagery subscription services; and

WHEREAS, to prevent recurrence, the Cincinnati Area Geographic Information System will work with the Office of Performance and Data Analytics to ensure all renewals are encumbered in a timely manner; and

WHEREAS, sufficient resources are available in Office of Performance and Data Analytics Cincinnati Area Geographic Information System Fund non-personnel operating budget account no. 449x108x1300x7418 to pay for the services Nearmap US Inc. has provided; and

WHEREAS, Council desires to pay \$65,000 to Nearmap US Inc. as a moral obligation for aerial imagery services provided to the City without a contract; now, therefore,

BE IT ORDAINED by the Council of the City of Cincinnati, State of Ohio:

Section 1. That the Director of Finance is authorized to pay \$65,000 from Office of Performance and Data Analytics Cincinnati Area Geographic Information System Fund non-personnel operating budget account no. 449x108x1300x7418 to Nearmap US Inc. as a moral obligation for outstanding charges related to aerial imagery subscription services.

Section 2. That the proper City officials are authorized to do all things necessary and proper to carry out the provisions of Section 1.

Section 3. That this ordinance shall be an emergency measure necessary for the preservation of the public peace, health, safety, and general welfare and shall, subject to the terms of Article II, Section 6 of the Charter, be effective immediately. The reason for the emergency is the immediate need to make payment to Nearmap US Inc. for outstanding charges in a timely manner.

Passed: \_\_\_\_\_, 2026

\_\_\_\_\_  
Aftab Pureval, Mayor

Attest: \_\_\_\_\_  
Clerk

May 28, 2026

**To:** Mayor and Members of City Council

202601672

**From:** Sheryl M. M. Long, City Manager

**Subject: Emergency Ordinance – CMO: Cincinnati Area Geographic Information System Fund Supplemental Appropriation**

---

Attached is an Emergency Ordinance captioned:

**AUTHORIZING** the transfer and appropriation of \$620,000 from the unappropriated surplus of Cincinnati Area Geographic Information System Fund 449 to the Office of Performance and Data Analytics Cincinnati Area Geographic Information System Fund non-personnel operating budget account no. 449x108x7400 to provide resources for the Accela upgrade and other year-end software and licenses needs.

This Emergency Ordinance authorizes the transfer and appropriation of \$620,000 from the unappropriated surplus of Cincinnati Area Geographic Information System Fund 449 to the Office of Performance and Data Analytics Cincinnati Area Geographic Information System Fund non-personnel operating budget account no. 449x108x7400 for the purpose of providing resources for the Accela upgrade and other year-end software and licenses needs.

The Office of Performance and Data Analytics needs additional resources to finalize the Accela upgrade contract and meet obligations prior to the end of FY 2026. The Cincinnati Area Geographic Information System Fund has sufficient unappropriated surplus to support this supplemental appropriation.

The reason for the emergency is the immediate need to provide resources to execute the Accela upgrade contract and meet year-end obligations.

The Administration recommends passage of this Emergency Ordinance.

cc: Andrew Dudas, Budget Director  
Steve Webb, Finance Director

Attachment

**EMERGENCY**

**KKF**

**-2026**

**AUTHORIZING** the transfer and appropriation of \$620,000 from the unappropriated surplus of Cincinnati Area Geographic Information System Fund 449 to the Office of Performance and Data Analytics Cincinnati Area Geographic Information System Fund non-personnel operating budget account no. 449x108x7400 to provide resources for the Accela upgrade and other year-end software and licenses needs.

WHEREAS, the Office of Performance and Data Analytics needs additional resources to finalize the Accela upgrade contract and meet obligations prior to the end of FY 2026; and

WHEREAS, the Cincinnati Area Geographic Information System Fund has sufficient unappropriated surplus to support this supplemental appropriation; now, therefore,

BE IT ORDAINED by the Council of the City of Cincinnati, State of Ohio:

Section 1. That \$620,000 is transferred and appropriated from the unappropriated surplus of Cincinnati Area Geographic Information System Fund 449 to Office of Performance and Data Analytics Cincinnati Area Geographic Information System Fund non-personnel operating budget account no. 449x108x7400 to provide resources for the Accela upgrade and other year-end software and licenses needs.

Section 2. That the proper City officials are authorized to do all things necessary and proper to carry out the terms of Section 1.

Section 3. That this ordinance shall be an emergency measure necessary for the preservation of the public peace, health, safety, and general welfare and shall, subject to the terms

of Article II, Section 6 of the Charter, be effective immediately. The reason for the emergency is the immediate need to provide resources to execute the Accela upgrade contract and meet year-end obligations.

Passed: \_\_\_\_\_, 2026

\_\_\_\_\_  
Aftab Pureval, Mayor

Attest: \_\_\_\_\_  
Clerk

May 28, 2026

**To:** Mayor and Members of Council

202601673

**From:** Sheryl M. M. Long, City Manager

**Subject: Emergency Ordinance – CMO: Seasongood Good Government Foundation Innovation Incubator Initiative Grant**

---

Attached is an Emergency Ordinance captioned:

**AUTHORIZING** the City Manager to apply for, accept, and appropriate a grant of up to \$25,000 from the Murray & Agnes Seasongood Good Government Foundation to administer the Innovation Incubator Initiative; and **AUTHORIZING** the Director of Finance to deposit the grant funds into Environment and Sustainability Fund 436x8571.

This Emergency Ordinance authorizes the City Manager to apply for, accept, and appropriate a grant of up to \$25,000 from the Murray & Agnes Seasongood Good Government Foundation to administer the Innovation Incubator Initiative. This Emergency Ordinance also authorizes the Director of Finance to deposit the grant funds into Environment and Sustainability Fund 436x8571.

A grant of up to \$25,000 is available from the Murray & Agnes Seasongood Good Government Foundation to administer the Innovation Incubator Initiative, through which City employees will be able to submit ideas for innovative pilot programs within the City to improve government efficiency. Proposals will be evaluated by a panel of experts that may include City leadership, the Cincinnati Innovation team, members of the Seasongood Foundation, university representatives, and other community members. Selected proposals may be awarded between \$5,000 and \$10,000 from the grant to fund pilot programs within the City, with support from the Cincinnati Innovation Team, to launch and measure their success.

The grant does not require matching funds, and there are no new FTEs/full time equivalents associated with this grant.

The City has already applied and been awarded the grant, but no grant funds will be accepted without the approval of the City Council.

Administering the Innovation Incubator Initiative to improve government efficiency is in accordance with the “Collaborate” goal to “[w]ork in synergy with the Cincinnati community” as described on pages 209-211 of Plan Cincinnati (2012).

The reason for the emergency is the immediate need to accept the grant funds in a timely manner.

The Administration recommends passage of this Emergency Ordinance.

cc: Andrew Dudas, Budget Director  
Steve Webb, Finance Director



Attachment

## EMERGENCY

**IMD**

**- 2026**

**AUTHORIZING** the City Manager to apply for, accept, and appropriate a grant of up to \$25,000 from the Murray & Agnes Seasongood Good Government Foundation to administer the Innovation Incubator Initiative; and **AUTHORIZING** the Director of Finance to deposit the grant funds into Environment and Sustainability Fund 436x8571.

WHEREAS, a grant of up to \$25,000 is available from the Murray & Agnes Seasongood Good Government Foundation to administer the Innovation Incubator Initiative, through which City employees will be able to submit ideas for innovative pilot programs within the City to improve government efficiency; and

WHEREAS, proposals will be evaluated by a panel of experts that may include City leadership, the Cincinnati Innovation Team, members of the Murray & Agnes Seasongood Good Government Foundation, university representatives, and other community members; and

WHEREAS, selected proposals may be awarded between \$5,000 and \$10,000 from the grant to fund pilot programs within the City, with support from the Cincinnati Innovation Team, to launch and measure their success; and

WHEREAS, the grant does not require a local match, and there are no new FTEs/full time equivalents associated with this grant; and

WHEREAS, the City has already applied and been awarded the grant, but no grant funds will be accepted without the approval of Council; and

WHEREAS, administering the Innovation Incubator Initiative to improve government efficiency is in accordance with the “Collaborate” goal to “[w]ork in synergy with the Cincinnati community” as described on pages 209-211 of Plan Cincinnati (2012); now, therefore,

BE IT ORDAINED by the Council of the City of Cincinnati, State of Ohio:

Section 1. That the City Manager is authorized to apply for, accept, and appropriate a grant of up to \$25,000 from the Murray & Agnes Seasongood Good Government Foundation to administer the Innovation Incubator Initiative.

Section 2. That the Director of Finance is authorized to deposit the grant funds into Environment and Sustainability Fund 436x8571.

Section 3. That the proper City officials are authorized to do all things necessary and proper to carry out the terms of the grant and Sections 1 and 2.

Section 4. That this ordinance shall be an emergency measure necessary for the preservation of public peace, health, safety, and general welfare and shall, subject to the terms of Article II, Section 6 of the Charter, be effective immediately. The reason for the emergency is the immediate need to accept the grant funds in a timely manner.

Passed: \_\_\_\_\_, 2026

\_\_\_\_\_  
Aftab Pureval, Mayor

Attest: \_\_\_\_\_  
Clerk

May 28, 2026

**To:** Mayor and Members of City Council

202601674

**From:** Sheryl M. M. Long, City Manager

**Subject: Ordinance – Police: FY 2027 Traffic Safety Resource Prosecutor (TSRP) Grant**

---

Attached is an Ordinance captioned:

**AUTHORIZING** the City Manager to apply for, accept, and appropriate a grant of up to \$220,000 for FY 2027 from the State of Ohio Department of Public Safety, Ohio Traffic Safety Office, FY 2027 Traffic Safety Resource Prosecutor Program (ALN 20.600), to provide resources for a Traffic Safety Resource Prosecutor to provide training, education, and technical support to traffic crimes prosecutors and law enforcement agencies throughout Ohio and to develop a coordinated statewide, multidisciplinary planned approach to the prosecution of impaired driving and other traffic crimes in Ohio; and **AUTHORIZING** the Director of Finance to deposit the grant funds into Law Enforcement Grant Fund 368x8553, project account no. 27TSRP.

This Ordinance authorizes the City Manager to apply for, accept, and appropriate a grant of up to \$220,000 for FY 2027 from the State of Ohio Department of Public Safety (ODPS), Ohio Traffic Safety Office (OTSO), FY 2027 Traffic Safety Resource Prosecutor (TSRP) Program (ALN 20.600), to provide resources for a Traffic Safety Resource Prosecutor to provide training, education, and technical support to traffic crimes prosecutors and law enforcement agencies throughout Ohio and to develop a coordinated, statewide, multidisciplinary planned approach to the prosecution of impaired driving and other traffic crimes in Ohio. This Ordinance also authorizes the Director of Finance to deposit the grant funds into Law Enforcement Grant Fund 368x8553, project account no. 27TSRP.

The TSRP grant will provide continued funding for the Traffic Safety Resource Prosecutor position with ODPS for Fiscal Year 2027, which will provide support and training to the City and the region. The TSRP position serves as a training and educational resource for public agencies in the region but is not a lawyer for the City and cannot provide legal advice to City departments. Per the condition of the grant, the TSRP would be assigned by the ODPS as a subcontractor with a term from October 1, 2026, to September 30, 2027.

The grant application deadline was May 14, 2026, and the City has applied by the deadline, but no grant funds will be accepted without approval from the City Council.

There are no new FTEs/full time equivalents associated with this grant, and no matching funds are required.

Supporting the prosecution of impaired driving and other traffic crimes in Ohio is in accordance with the “Live” goal to “[c]reate a more livable community” as described on pages 156-162 of Plan Cincinnati (2012).

The Administration recommends passage of this Ordinance.

cc: Andrew Dudas, Budget Director  
Steve Webb, Finance Director



Attachment

**AUTHORIZING** the City Manager to apply for, accept, and appropriate a grant of up to \$220,000 for FY 2027 from the State of Ohio Department of Public Safety, Ohio Traffic Safety Office, FY 2027 Traffic Safety Resource Prosecutor Program (ALN 20.600), to provide resources for a Traffic Safety Resource Prosecutor to provide training, education, and technical support to traffic crime prosecutors and law enforcement agencies throughout Ohio and to develop a coordinated statewide, multidisciplinary planned approach to the prosecution of impaired driving and other traffic crimes in Ohio; and **AUTHORIZING** the Director of Finance to deposit the grant funds into Law Enforcement Grant Fund 368x8553, project account no. 27TSRP.

WHEREAS, a grant of up to \$220,000 is available from the Ohio Department of Public Safety (“ODPS”), Ohio Traffic Safety Office; and

WHEREAS, the grant will provide continued funding for the Traffic Safety Resource Prosecutor (“TSRP”) position with ODPS for fiscal year 2027, which will provide training, education, and technical support to traffic crime prosecutors and law enforcement agencies throughout Ohio; and

WHEREAS, the TSRP serves as a training and educational resource for public agencies in the region, but is not a lawyer for the City and cannot provide legal advice to City departments; and

WHEREAS, the TSRP will develop a coordinated statewide multidisciplinary planned approach to the prosecution of impaired driving and other traffic crimes in Ohio for the Ohio Traffic Safety Office; and

WHEREAS, per the conditions of the grant award, the TSRP will be assigned by ODPS as a subcontractor with a term from October 1, 2026, to September 30, 2027; and

WHEREAS, this grant does not require matching funds, and there are no new FTEs/full time equivalents associated with this grant; and

WHEREAS, the City already applied for the grant in order to meet the application deadline of May 14, 2026, but no grant funds will be accepted without approval by Council; and

WHEREAS, supporting the prosecution of impaired driving and other traffic crimes in Ohio is in accordance with the “Live” goal to “[c]reate a more livable community” as described on pages 156-162 of Plan Cincinnati (2012); now, therefore,

BE IT ORDAINED by the Council of the City of Cincinnati, State of Ohio:

Section 1. That the City Manager is authorized to apply for, accept, and appropriate a grant of up to \$220,000 for FY 2027 from the State of Ohio Department of Public Safety, Ohio Traffic

Safety Office, FY 2027 Traffic Safety Resource Prosecutor Program to provide resources for a Traffic Safety Resource Prosecutor to provide training, education, and technical support to traffic crime prosecutors and law enforcement agencies throughout Ohio and to develop a coordinated statewide, multidisciplinary planned approach to the prosecution of impaired driving and other traffic crimes in Ohio.

Section 2. That the Director of Finance is authorized to deposit the grant funds into Law Enforcement Grant Fund 368x8553, project account no. 27TSRP.

Section 3. That the proper City officials are authorized to do all things necessary and proper to carry out the terms of the grant and Sections 1 and 2.

Section 4. That this ordinance shall take effect and be in force from and after the earliest period allowed by law.

Passed: \_\_\_\_\_, 2026

\_\_\_\_\_  
Aftab Pureval, Mayor

Attest: \_\_\_\_\_  
Clerk

May 28, 2026

**To:** Mayor and Members of City Council

**From:** Sheryl M. M. Long, City Manager

202601675

**Subject: Emergency Ordinance – Budget: Then and Now Payment to Cincinnati Copiers Inc. dba ProSource**

---

Attached is an Emergency Ordinance captioned:

**AUTHORIZING** the payment of \$95.47 from Office of Budget and Evaluation General Fund non-personnel operating budget account no. 050x102x0000x7415 to Cincinnati Copiers Incorporated dba ProSource for printer and copier services provided from April 1, 2026, to April 30, 2026, pursuant to the attached then and now certificate from the Director of Finance.

This Emergency Ordinance authorizes the payment of \$95.47 from Office of Budget and Evaluation General Fund non-personnel operating budget account no. 050x102x0000x7415 to Cincinnati Copiers Incorporated dba ProSource (“Contractor”) for printer and copier services provided from April 1, 2026, to April 30, 2026, pursuant to the attached then and now certificate from the Director of Finance.

On February 1, 2025, the City entered into a contract with Cincinnati Copiers Incorporated, dba ProSource to provide leased printers, copiers, and related services to City departments. ProSource has invoiced the Office of Budget and Evaluation \$95.47 beyond the funds originally encumbered for services received from April 1, 2026, to April 30, 2026.

Pursuant to Ohio Revised Code (ORC) Section 5705.41(D)(1), the Director of Finance has issued a certificate, attached to the Ordinance, verifying that a sufficient sum was appropriated and in the City Treasury for the purpose of paying such charges under the contract both at the time the contract began and at the time the attached certificate was issued.

The reason for the emergency is the immediate need to pay Contractor for the outstanding charges in a timely manner.

The Administration recommends passage of this Emergency Ordinance.

cc: Andrew Dudas, Budget Director  
Steve Webb, Finance Director

Attachment

**EMERGENCY**

**IMD**

**- 2026**

**AUTHORIZING** the payment of \$95.47 from Office of Budget and Evaluation General Fund non-personnel operating budget account no. 050x102x0000x7415 to Cincinnati Copiers Incorporated dba ProSource for printer and copier services provided from April 1, 2026, to April 30, 2026, pursuant to the attached then and now certificate from the Director of Finance.

WHEREAS, on February 1, 2025, the City entered into a contract with Cincinnati Copiers Incorporated dba ProSource (“Contractor”) to provide leased printers, copiers, and related services to the City’s departments; and

WHEREAS, pursuant to the terms of the contract, the Office of Budget and Evaluation received printer and copier services from April 1, 2026, to April 30, 2026, but insufficient funds were encumbered for the services during that period; and

WHEREAS, Contractor has invoiced the Office of Budget and Evaluation \$95.47 beyond the funds originally encumbered for services received from April 1, 2026, to April 30, 2026; and

WHEREAS, pursuant to Ohio Revised Code Section 5705.41(D)(1), the Director of Finance has issued a certificate, attached to this ordinance, verifying that a sufficient sum was appropriated and in the City Treasury for the purpose of paying such charges under the contract both at the time the contract began and at the time the attached certificate was issued; and

WHEREAS, Council desires to pay Contractor \$95.47 for printer and copier services received from April 1, 2026, to April 30, 2026; now, therefore,

BE IT ORDAINED by the Council of the City of Cincinnati, State of Ohio:

Section 1. That the Director of Finance is authorized to pay \$95.47 from Office of Budget and Evaluation General Fund non-personnel operating budget account no. 050x102x0000x7415 to Cincinnati Copiers Incorporated dba ProSource (“Contractor”) for printer and copier services provided from April 1, 2026, to April 30, 2026.

Section 2. That the proper City officials are authorized to do all things necessary and proper to carry out the provisions of Section 1.

Section 3. That this ordinance shall be an emergency measure necessary for the preservation of the public peace, health, safety, and general welfare and shall, subject to the terms of Article II, Section 6 of the Charter, be effective immediately. The reason for the emergency is the immediate need to pay Contractor for the outstanding charges in a timely manner.

Passed: \_\_\_\_\_, 2026

\_\_\_\_\_  
Aftab Pureval, Mayor

Attest: \_\_\_\_\_  
Clerk

**CITY OF CINCINNATI**  
**DIRECTOR OF FINANCE**  
**THEN AND NOW CERTIFICATE**

I, Steve Webb, Director of Finance for the City of Cincinnati, state the following:

WHEREAS, on February 1, 2025, the City entered into a contract with Cincinnati Copiers Incorporated dba ProSource (“Contractor”) to provide leased printers, copiers, and related services to the City’s departments; and

WHEREAS, pursuant to the terms of the contract, the Office of Budget and Evaluation received printer and copier services from April 1, 2026, to April 30, 2026, but insufficient funds were encumbered for the services during that period; and

WHEREAS, Contractor has invoiced the Office of Budget and Evaluation \$95.47 beyond the funds originally encumbered for services received from April 1, 2026, to April 30, 2026; and


WHEREAS, funds were appropriated and available in Office of Budget and Evaluation General Fund non-personnel operating budget account no. 050x102x0000x7415 to provide payment for these charges at the time they were authorized and incurred, and the resources remain available in the account; and

WHEREAS, Contractor has received payment up to the amount of the original certification for the services provided, but has not received the remaining \$95.47;

NOW, THEREFORE,

1. As of November 12, 2025, and as of the date this certificate was executed, I verify that the City Treasury held a sufficient sum that was appropriated and available for the purpose of paying for goods and services rendered under the City’s contract with Cincinnati Copiers Incorporated dba ProSource. This verification is conditioned upon and subject to Council’s approval of an ordinance authorizing the drawing of a warrant in payment of amount due to Cincinnati Copiers Incorporated dba ProSource during this time period.

Signed,



\_\_\_\_\_  
Steve Webb, Director of Finance  
City of Cincinnati

Date: 5/18/26

May 28, 2026

**To:** Mayor and Members of City Council

202601676

**From:** Sheryl M. M. Long, City Manager

**Subject: Emergency Ordinance – Non-Departmental: Moral Obligation Payments to CGI Technologies and Solutions, Inc.**

---

Attached is an Emergency Ordinance captioned:

**AUTHORIZING** a payment of \$18,351 to CGI Technologies and Solutions, Inc. (“CGI”) from General Fund Enterprise Software and Licenses Non-Departmental non-personnel operating budget account no. 050x952x0000x7418 as a moral obligation for maintenance services for the Cincinnati Budget System for the period of March 1, 2026, to March 31, 2026; and **AUTHORIZING** a payment of \$55,184.66 to CGI from General Fund Enterprise Software and Licenses Non-Departmental non-personnel operating budget account no. 050x952x0000x7418 as a moral obligation for maintenance services for the Cincinnati Financial System for the period of March 1, 2026, to March 31, 2026.

This Emergency Ordinance authorizes a payment of \$18,351 to CGI Technologies and Solutions, Inc. from General Fund Enterprise Software and Licenses Non-Departmental non-personnel operating budget account no. 050x952x0000x7418 as a moral obligation for maintenance services for the Cincinnati Budget System (CBS) for the period of March 1, 2026, to March 31, 2026. This Emergency Ordinance also authorizes a payment of \$55,184.66 to CGI Technologies and Solutions, Inc. from General Fund Enterprise Software and Licenses Non-Departmental non-personnel operating budget account no. 050x952x0000x7418 as a moral obligation for maintenance services for the Cincinnati Financial System (CFS) for the period of March 1, 2026, to March 31, 2026. Sufficient resources are available to make these payments.

The contract renewal materials for services provided by CGI Technologies and Solutions, Inc. (“CGI”) were received by the City shortly before the expiration of the existing agreement, and the timing did not allow sufficient opportunity to complete the renewal process prior to the start of the applicable maintenance period for the Cincinnati Financial System and the Cincinnati Budget System. CGI continued to provide necessary maintenance services during this period to ensure uninterrupted operation of the City’s systems, prior to execution of a finalized contract and certification of resources, necessitating a moral obligation payment for the first month of the contract. The City and CGI intend to coordinate the timing of future contract renewals to support more timely execution.

The reason for the emergency is the immediate need to pay CGI for outstanding charges for services provided to the City for the period of March 1, 2026, to March 31, 2026.

The Administration recommends passage of this Emergency Ordinance.

cc: Andrew Dudas, Budget Director  
Steve Webb, Finance Director

Attachment

## EMERGENCY

IMD

- 2026

**AUTHORIZING** a payment of \$18,351 to CGI Technologies and Solutions, Inc. (“CGI”) from General Fund Enterprise Software and Licenses Non-Departmental non-personnel operating budget account no. 050x952x0000x7418 as a moral obligation for maintenance services for the Cincinnati Budget System for the period of March 1, 2026, to March 31, 2026; and **AUTHORIZING** a payment of \$55,184.66 to CGI from General Fund Enterprise Software and Licenses Non-Departmental non-personnel operating budget account no. 050x952x0000x7418 as a moral obligation for maintenance services for the Cincinnati Financial System for the period of March 1, 2026, to March 31, 2026.

WHEREAS, the contract renewal materials for services provided by CGI Technologies and Solutions, Inc. (“CGI”) were received by the City shortly before the expiration of the existing agreement, and the timing did not allow sufficient opportunity to complete the renewal process prior to the start of the applicable maintenance period for the Cincinnati Budget System and the Cincinnati Financial System; and

WHEREAS, CGI continued to provide necessary maintenance services during the period of March 1, 2026, to March 31, 2026 to ensure uninterrupted operation of the City’s systems, prior to execution of a finalized contract and certification of resources, which now necessitates payment by moral obligation ordinance; and

WHEREAS, the City and CGI intend to coordinate the timing of future contract renewals to support timely execution; and

WHEREAS, sufficient resources are available in General Fund Enterprise Software and Licenses Non-Departmental non-personnel operating budget account no. 050x952x0000x7418 to pay CGI for its services; and

WHEREAS, Council desires to pay CGI a total of \$73,535.66 for its services; now, therefore,

BE IT ORDAINED by the Council of the City of Cincinnati, State of Ohio:

Section 1. That the Director of Finance is authorized to pay \$18,351 to CGI Technologies and Solutions, Inc. (“CGI”) from General Fund Enterprise Software and Licenses Non-Departmental non-personnel operating budget account no. 050x952x0000x7418 as a moral obligation for maintenance services for the Cincinnati Budget System for the period of March 1, 2026, to March 31, 2026.

Section 2. That the Director of Finance is authorized to pay \$55,184.66 to CGI from General Fund Enterprise Software and Licenses Non-Departmental non-personnel operating budget account no. 050x952x0000x7418 as a moral obligation for maintenance services for the Cincinnati Financial System for the period of March 1, 2026, to March 31, 2026.

Section 3. That the proper City officials are authorized to do all things necessary and proper to carry out the provisions of Sections 1 and 2.

Section 4. That this ordinance shall be an emergency measure necessary for the preservation of the public peace, health, safety, and general welfare and shall, subject to the terms of Article II, Section 6 of the Charter, be effective immediately. The reason for the emergency is the immediate need to pay CGI for outstanding charges for services provided to the City for the period of March 1, 2026, to March 31, 2026.

Passed: \_\_\_\_\_, 2026

\_\_\_\_\_  
Aftab Pureval, Mayor

Attest: \_\_\_\_\_  
Clerk

May 28, 2026

To: Mayor and Members of City Council

202601678

From: Sheryl M.M. Long, City Manager

Subject: Ordinance Accepting and Confirming the Grant of a Public Utility Easement at Magnolia Place

---

Attached is an Ordinance captioned:

**ACCEPTING AND CONFIRMING** the grant of a public utility easement in favor of the City of Cincinnati for water mains and related fixtures, equipment, and appurtenances through certain real property in Delhi Township, Hamilton County, Ohio in accordance with the plat entitled WSL #3705 – Magnolia Place E-1137, as recorded in Plat Book 502, Page 1, Hamilton County, Ohio Recorder’s Office.

Lexie’s Place LLC, an Ohio limited liability company, has granted and dedicated a public utility easement in favor of the City of Cincinnati for water mains and related fixtures, equipment, and appurtenances. This ordinance is to accept and confirm the owner’s grant of this easement for the water mains and related infrastructure. The Greater Cincinnati Water Works Chief Engineer has examined and approved the Easement Plat as to its technical features and found it to be correct.

The Administration recommends passage of this Ordinance.

cc: Andrea Yang, Executive Director, Greater Cincinnati Water Works

**ACCEPTING AND CONFIRMING** the grant of a public utility easement in favor of the City of Cincinnati for water mains and related fixtures, equipment, and appurtenances through certain real property in Delhi Township, Hamilton County, Ohio in accordance with the plat entitled WSL #3705 - Magnolia Place E-1137, as recorded in Plat Book 502, Page 1, Hamilton County, Ohio Recorder's Office.

WHEREAS, Lexie's Place, LLC an Ohio Limited Liability Company, has granted and dedicated a public utility easement in favor of the City of Cincinnati for water mains and related fixtures, equipment, and appurtenances through certain real property located in Delhi Township, Hamilton County, Ohio, as more particularly depicted and described on the plat entitled WSL #3705 Magnolia Place E-1137, as recorded in Plat Book 502, Page 1, Hamilton County, Ohio Recorder's Office ("Easement Plat"); and

WHEREAS, the Greater Cincinnati Water Works Chief Engineer has examined and approved the Easement Plat as to its technical features and found it to be correct; and

WHEREAS, based on the foregoing, the City Manager, upon consultation with the Greater Cincinnati Water Works, recommends that Council accept and confirm the acceptance of the aforementioned public utility easement; now, therefore,

BE IT ORDAINED by the Council of the City of Cincinnati, State of Ohio:

Section 1. That the public utility easement granted by Lexie's Place, LLC an Ohio Limited Liability Company, to the City of Cincinnati for the construction, installation, reconstruction, operation, maintenance, repair, replacement, modification, and removal of water mains and related fixtures, equipment, and appurtenances through certain real property in Delhi Township, Hamilton County, Ohio, as more particularly depicted and described on the plat entitled WSL #3705 Magnolia Place E-1137, as recorded in Plat Book 502, Page 1, Hamilton County, Ohio Recorder's Office, and incorporated herein by reference, is hereby accepted and confirmed. The real property encumbered by the public utility easement is more particularly described on Attachment A attached hereto.

Section 2. That the City Solicitor shall cause an authenticated copy of this ordinance to be

recorded in the Hamilton County, Ohio Recorder's Office.

Section 3. That the proper City officers and officials are authorized to take all necessary and proper actions to carry out the provisions of this ordinance.

Section 4. That this ordinance shall take effect and be in force from and after the earliest period allowed by law.

Passed: \_\_\_\_\_, 2026

\_\_\_\_\_  
Aftab Pureval, Mayor

Attest: \_\_\_\_\_  
Clerk

**ATTACHMENT A**

**LEGAL DESCRIPTION  
PARCEL "B"  
10.0998 ACRES**

SITUATE IN SECTION 30, TOWN 3, FRACTIONAL RANGE 1, MIAMI PURCHASE, DELHI TOWNSHIP, HAMILTON COUNTY, OHIO, BEING PART OF THE 11.6429 ACRE PARCEL AS CONVEYED TO JEAN C. FROLICHER IN OFFICIAL RECORD 14522, PAGE 3111 OF THE HAMILTON COUNTY, OHIO RECORDS AND BEING MORE PARTICULARLY DESCRIBED AS FOLLOWS:

COMMENCING AT AN EXISTING SPIKE AT THE NORTHWEST CORNER OF THE PROPERTY AS CONVEYED TO JEAN C. FROLICHER IN OFFICIAL RECORD 14522, PAGE 3111 OF THE HAMILTON COUNTY, OHIO RECORDS AT THE INTERSECTION OF THE CENTERLINE OF RAPID RUN ROAD WITH THE WEST LINE OF SAID SECTION 30; THENCE LEAVING THE CENTERLINE OF RAPID RUN ROAD, ALONG THE WEST LINE OF SAID SECTION 30, SOUTH 05°56'51" WEST, 285.03 FEET TO AN EXISTING IRON PIN AND CAP (#7862) AT THE SOUTHWEST CORNER OF SAID FROLICHER TRACT AND THE REAL PLACE OF BEGINNING OF THE HEREIN DESCRIBED TRACT;

THENCE LEAVING THE WEST LINE OF SAID SECTION 30, ALONG THE SOUTHERLY LINE OF SAID FROLICHER TRACT, SOUTH 84°21'25" EAST, 312.04 FEET TO AN EXISTING IRON PIN AND CAP (#7862) AT THE SOUTHEAST CORNER OF SAID FROLICHER TRACT;

THENCE ALONG THE EASTERLY LINE OF SAID FROLICHER TRACT, NORTH 05°38'35" EAST, (PASSING AN EXISTING IRON PIN AND CAP (#7862) AT 361.62 FEET) 396.83 FEET TO A SET MAG NAIL AT THE NORTHEAST CORNER OF SAID FROLICHER TRACT, BEING IN THE CENTERLINE OF RAPID RUN ROAD;

THENCE LEAVING THE EASTERLY LINE OF SAID FROLICHER TRACT, ALONG THE CENTERLINE OF RAPID RUN ROAD, NORTH 64°03'36" EAST, 50.44 FEET TO AN EXISTING MAG NAIL;

THENCE LEAVING THE CENTERLINE OF RAPID RUN ROAD, SOUTH 25°56'25" EAST, 30.00 FEET TO A SET 3/4" IRON PIN AND CAP (#8865) IN THE SOUTHERLY RIGHT OF WAY OF RAPID RUN ROAD;

THENCE ALONG THE SOUTHERLY RIGHT OF WAY OF RAPID RUN ROAD, SOUTH 64°03'35" WEST, 26.62 FEET TO A SET 3/8" IRON PIN AND CAP (#8865);

THENCE LEAVING THE SOUTHERLY RIGHT OF WAY OF RAPID RUN ROAD, ALONG A NEW DIVISION LINE THE FOLLOWING TWO COURSES AND DISTANCES:

1) SOUTH 05°38'35" WEST, 349.07 FEET TO A SET 3/8" IRON PIN AND CAP (#8865) AND

2) THENCE SOUTH 84°21'25" EAST, 302.31 FEET TO A SET 3/8" IRON PIN AND CAP (#8865) IN THE WESTERLY LINE OF THE PROPERTY AS CONVEYED TO BERNADETTE A. FROLICHER TRUSTEE IN OFFICIAL RECORD 7212, PAGE 1993 OF THE HAMILTON COUNTY, OHIO RECORDS:

THENCE ALONG THE WESTERLY LINE OF SAID FROLICHER TRACT, SOUTH 05°38'35" WEST, 98.00 FEET TO AN EXISTING IRON PIN AND CAP (#7862) AT THE SOUTHWEST CORNER OF SAID FROLICHER TRACT;

THENCE ALONG THE SOUTHERLY LINE OF SAID FROLICHER TRACT, SOUTH 84°21'25" EAST, 364.43 FEET TO AN EXISTING IRON PIN AND CAP (#7862) AT THE SOUTHEAST CORNER OF SAID FROLICHER TRACT, BEING IN THE WESTERLY LINE OF CANDLERIDGE SUBDIVISION, BLOCK "A" AS RECORDED IN PLAT BOOK 226, PAGES 19 THRU 21 OF THE HAMILTON COUNTY, OHIO RECORDS;

THENCE LEAVING THE SOUTHERLY LINE OF SAID FROLICHER TRACT, ALONG THE WESTERLY LINE OF SAID CANDLERIDGE SUBDIVISION, BLOCK "A," SOUTH 05°11'59" WEST, 367.99 FEET TO AN EXISTING IRON PIN AND CAP (#7862) AT THE NORTHEAST CORNER OF FOX TRAILS SUBDIVISION AS RECORDED IN PLAT BOOK 393, PAGES 1 & 2 OF THE HAMILTON COUNTY, OHIO RECORDS;

THENCE LEAVING THE WESTERLY LINE OF SAID CANDLERIDGE SUBDIVISION, BLOCK "A," ALONG THE NORTHERLY LINE OF SAID FOX TRAILS SUBDIVISION THE FOLLOWING SIX COURSES AND DISTANCES:

1) SOUTH 85°00'40" WEST, 105.34 FEET TO AN EXISTING IRON PIN AND CAP (#7862);

2) THENCE NORTH 63°20'55" WEST, 229.00 FEET TO AN EXISTING IRON PIN AND CAP (#7862);

3) THENCE SOUTH 59°34'15" WEST, 95.75 FEET TO AN EXISTING IRON PIN AND CAP (#7862);

4) THENCE SOUTH 82°42'20" WEST, 281.82 FEET TO AN EXISTING IRON PIN AND CAP (#7862);

5) THENCE NORTH 55°58'47" WEST, 97.16 FEET TO AN EXISTING IRON PIN AND CAP (#7862) AND

6) THENCE NORTH 71°57'35" WEST, 271.14 FEET TO AN EXISTING IRON PIN AND CAP (#7862) AT THE NORTHWEST CORNER OF SAID FOX TRAILS SUBDIVISION, BEING IN THE EASTERLY LINE OF BEECH FOREST SUBDIVISION, BLOCK "A" AS RECORDED IN PLAT BOOK 259, PAGES 66 & 67 OF THE HAMILTON COUNTY, OHIO RECORDS AND BEING THE WEST LINE OF SAID SECTION 30;

THENCE LEAVING THE NORTHERLY LINE OF SAID FOX TRAILS SUBDIVISION, ALONG THE EASTERLY LINE OF SAID BEECH FOREST SUBDIVISION, BLOCK "A," AND THE WEST LINE OF SAID SECTION 30, NORTH 05°56'51" EAST, 383.73 FEET TO THE PLACE OF BEGINNING.

THUS CONTAINING 10.0998 ACRES OF LAND AND BEING SUBJECT TO THE RIGHT OF WAY OF RAPID RUN ROAD AND ALL EASEMENTS AND RESTRICTIONS OF RECORD.

BEARINGS USED IN THIS LEGAL DESCRIPTION ARE RELATIVE TO NAD 83, OHIO STATE PLANE COORDINATE SYSTEM, SOUTH ZONE BASED ON GPS OBSERVATIONS OF HAMILTON COUNTY, OHIO GEODETIC CONTROL MONUMENTS.

THE ABOVE DESCRIBED REAL ESTATE IS PART OF THE SAME PREMISES AS DESCRIBED IN OFFICIAL RECORD 14522, PAGE 3111 (11.6429 ACRE PARCEL) OF THE HAMILTON COUNTY, OHIO RECORDS. BEING THE RESULT OF A SURVEY AND PLAT DATED 09/05/23 MADE BY DOUGLAS D. PIEPMEIER, PLS OF ABERCROMBIE & ASSOCIATES, INC, OHIO REGISTERED SURVEYOR #8865.

Property Address: 10.0998 Acres Rapid Run Road  
Parcel Number: 540-0120-1055-00

**ST**

**DESCRIPTION ACCEPTABLE  
HAMILTON COUNTY ENGINEER**

**Tax Map - Jan 25 2024 RG**

**CAGIS - \_\_\_\_\_**

May 28, 2026

**To:** Mayor and Members of City Council

202601679

**From:** Sheryl M. M. Long, City Manager

**Subject: Emergency Ordinance – Budget: Capital Budget Reprogramming**

---

Attached is an Emergency Ordinance captioned:

**AUTHORIZING** the establishment of permanent improvement program project account nos. 980x101x261003, “Findlay Market Area Improvements,” to provide resources for improvements to the area in and around Findlay Market including, but not limited to, 1720 Race Street; 980x101x261009, “Connected Communities Improvements,” to provide resources for improvements necessary to advance the goals of Connected Communities including, but not limited to, the BuildReady program; 980x101x261013, “West Fork Incinerator Demolition,” to provide resource for the Port of Greater Cincinnati Development Authority to remediate the West Fork Incinerator site, and 980x161x261628, “Neighborhood & Community Infrastructure,” to provide resources for place-based, quality-of-life investments including community-based improvements, neighborhood investments connected to resident services, and other neighborhood-focused permanent improvements; **AUTHORIZING** the establishment of capital improvement program project account no. 980x232x262371, “LEAP Academy Safety Improvements,” to provide resources to plan, design, construct, and inspect safety and traffic calming improvements near the LEAP Academy located in the neighborhood of North Fairmount; **AUTHORIZING** the transfer and return to source of \$5,370,908.30 from various General Capital Budget capital or permanent improvement program project accounts to close out or decrease certain existing capital or permanent improvement program project accounts, according to Schedule A of the attached Schedules of Transfer, effective immediately in FY 2026; **AUTHORIZING** the transfer and appropriation of \$4,099,239.26 from the unappropriated surplus of various funds to new or existing capital or permanent improvement program project accounts to provide resources for certain capital or permanent improvement program project accounts, according to Schedule B of the attached Schedules of Transfer for FY 2027; **AUTHORIZING** the transfer and appropriation of \$1,121,669.00 from the unappropriated surplus of General Fund 050 to various non-personnel operating budget accounts within the General Fund, according to Schedule C of the attached Schedules of Transfer for FY 2027; **AUTHORIZING** the transfer and appropriation of \$150,000.04 from the unappropriated surplus of General Fund 050 to City Planning and Engagement General Fund non-personnel operating budget account no. 050x171x7200, effective immediately in FY 2026; and further **DECLARING** certain projects to be for a public purpose, all to carry out the Capital Improvement Program.

Approval of this Emergency Ordinance will authorize various adjustments to the City's Capital Improvement Program (CIP) and General Fund Operating Budget. Schedule A of the attached Schedule of Transfer includes the return of \$5,370,908.30 from various existing capital or permanent improvement program project accounts to various funding sources. Schedule B authorizes the transfer and appropriation of \$4,099,239.26 from the unappropriated surplus of various funds to new or existing capital or permanent improvement program project accounts for FY 2027. Section C authorizes the transfer and appropriation of \$1,121,669.00 from the unappropriated surplus of the General Fund to various non-personnel operating budget accounts for FY 2027.

The purpose of this ordinance is to address outstanding capital appropriations for the Department of Community and Economic Development in relation to the transition to the Office of Strategic Growth and the new Department of Opportunity and Resident Services. This ordinance will provide resources for the following purposes for deployment in FY 2027:

- Office of Strategic Growth
  - \$842,239.26 in additional resources for Strategic Growth Initiatives, which is intended as a supplement to \$500,000 included in the Recommended FY27 Budget. These resources will be utilized for assisting development initiatives that will facilitate retention, expansion, and attraction of businesses or development of housing in the City.
  - \$322,000 in additional resources for the Neighborhood Development Fund, which is intended as a supplement to \$13,000,000 included in the Recommended FY27 Budget. These resources will be utilized for that program to support development of housing, commercial, and mixed-use structures. These funds are from a restricted source and must be used for housing development.
  - \$194,000 in additional resources for the Office of Strategic Growth, intended to fund maintenance and other costs associated with City-owned real estate formerly managed by the Department of Community and Economic Development.
- Department of Opportunity and Resident Services
  - \$1,000,000 in resources (\$500,000 in capital and \$500,000 in operating) for Neighborhood and Community Infrastructure, which will fund a new community grant program in FY27.
  - \$500,000 in additional resources for Small Business and Commercial Stabilization, which is intended as a supplement to \$2,500,000 included in the Recommended FY27 Budget. These resources will be utilized for to support small business growth in the City.

The redistribution of these resources will allow the Administration to address several pressing needs as follows:

- \$640,000 in resources to support the lease and renovation of the City-owned property at 1720 Race Street that will be leased by the Corporation for Findlay Market, as approved by Council in Ordinance 0123-2026, passed on April 29, 2026.
- \$695,000 in resources to provide for the needed grant match funding for the HUD Pro Housing grant received by the City for the BuildReady initiative.

- \$400,000 in resources to provide needed resources for the grant funded demolition of the incinerator property in South Cumminsville.
- \$477,669 in resources to provide \$150,000 towards the Downtown Plan efforts being undertaken by the City’s Department of Planning and Engagement and the \$327,669 balance to fund the update to Plan Cincinnati.
- \$100,000 in resources to extend the City’s support of the OTR Ambassador program into North Over-the-Rhine through FY27.
- \$200,000 in resources to address pedestrian safety issues for Cincinnati Public School’s LEAP Academy in North Fairmount.

Authorizing development reprogramming activities is in accordance with the “Sustain” goal to “[m]anage our financial resources” as well as the strategies to “[b]etter coordinate our capital improvement spending” and “[s]pend public funds more strategically” as described on pages 199 and 202-204 of Plan Cincinnati (2012).

The reason for the emergency is the immediate need to ensure that necessary funding is in place to meet commitments in FY 2026 and at the beginning of FY 2027, which begins on July 1, 2026.

The Administration recommends passage of this Emergency Ordinance.

cc: Andrew Dudas, Budget Director  
Steve Webb, Finance Director



Attachments

## EMERGENCY

AEP

- 2026

**AUTHORIZING** the establishment of permanent improvement program project account nos. 980x101x261003, “Findlay Market Area Improvements,” to provide resources for improvements to the area in and around Findlay Market including, but not limited to, 1720 Race Street; 980x101x261009, “Connected Communities Improvements,” to provide resources for improvements necessary to advance the goals of Connected Communities, including, but not limited to, the BuildReady program; 980x101x261013, “West Fork Incinerator Demolition,” to provide resources for the Port of Greater Cincinnati Development Authority to remediate the West Fork Incinerator site; and 980x161x261628, “Neighborhood & Community Infrastructure,” to provide resources for place-based, quality-of-life investments including community-based improvements, neighborhood investments connected to resident services, and other neighborhood-focused permanent improvements; **AUTHORIZING** the establishment of capital improvement program project account no. 980x232x262371, “LEAP Academy Safety Improvements,” to provide resources to plan, design, construct, and inspect safety and traffic calming improvements near the LEAP Academy located in the neighborhood of North Fairmount; **AUTHORIZING** the transfer and return to source of \$5,370,908.30 from various General Capital Budget capital or permanent improvement program project accounts to close out or decrease certain existing capital or permanent improvement program project accounts, according to Schedule A of the attached Schedules of Transfer, effective immediately in FY 2026; **AUTHORIZING** the transfer and appropriation of \$4,099,239.26 from the unappropriated surplus of various funds to new or existing capital or permanent improvement program project accounts to provide resources for certain capital or permanent improvement program project accounts, according to Schedule B of the attached Schedules of Transfer for FY 2027; **AUTHORIZING** the transfer and appropriation of \$1,121,669 from the unappropriated surplus of General Fund 050 to various non-personnel operating budget accounts within the General Fund, according to Schedule C of the attached Schedules of Transfer for FY 2027; **AUTHORIZING** the transfer and appropriation of \$150,000.04 from the unappropriated surplus of General Fund 050 to City Planning and Engagement General Fund non-personnel operating budget account no. 050x171x7200, effective immediately in FY 2026; and further **DECLARING** certain projects to be for a public purpose, all to carry out the Capital Improvement Program.

WHEREAS, passage of this ordinance will allow the Administration to provide resources for the Capital Improvement Program, to provide resources for certain capital or permanent improvement program projects, to close out or decrease certain existing capital or permanent improvement program project accounts, to transfer and return to source certain funds, and to transfer and appropriate certain funds; and

WHEREAS, there is an immediate need to provide resources for the City’s Downtown Plan; and

WHEREAS, authorizing development reprogramming activities is in accordance with the “Sustain” goal to “[m]anage our financial resources” as well as the strategies to “[b]etter coordinate our capital improvement spending” and “[s]pend public funds more strategically” as described on pages 199-204 of Plan Cincinnati (2012); now, therefore,

BE IT ORDAINED by the Council of the City of Cincinnati, State of Ohio:

Section 1. That the Director of Finance is authorized to establish permanent improvement program project account nos. 980x101x261003, “Findlay Market Area Improvements,” to provide resources for improvements to the area in and around Findlay Market including, but not limited to, 1720 Race Street; 980x101x261009, “Connected Communities Improvements,” to provide resources for improvements necessary to advance the goals of Connected Communities, including, but not limited to, the BuildReady program; 980x101x261013, “West Fork Incinerator Demolition,” to provide resources for the Port of Greater Cincinnati Development Authority to remediate the West Fork Incinerator site; and 980x161x261628, “Neighborhood & Community Infrastructure,” to provide resources for place-based, quality-of-life investments including community-based improvements, neighborhood investments connected to resident services, and other neighborhood-focused permanent improvements.

Section 2. That the Director of Finance is authorized to establish capital improvement program project account no. 980x232x262371, “LEAP Academy Safety Improvements,” to provide resources to plan, design, construct, and inspect safety and traffic calming improvements near the LEAP Academy located in the neighborhood of North Fairmount.

Section 3. That \$5,370,908.30 is transferred and returned to source from various General Capital Budget capital or permanent improvement program project accounts to close out or decrease certain existing capital or permanent improvement program project accounts, according to Schedule A of the attached Schedules of Transfer, effective immediately in FY 2026.

Section 4. That \$4,099,239.26 is transferred and appropriated from the unappropriated surplus of various funds to new or existing capital or permanent improvement program project accounts to provide resources for certain capital or permanent improvement program project accounts, according to Schedule B of the attached Schedules of Transfer, effective July 1, 2026, for FY 2027.

Section 5. That \$1,121,669 is transferred and appropriated from the unappropriated surplus of General Fund 050 to various non-personnel operating budget accounts within the General Fund, according to Schedule C of the attached Schedules of Transfer, effective July 1, 2026, for FY 2027.

Section 6. That \$150,000.04 is transferred and appropriated from the unappropriated surplus of General Fund 050 to City Planning and Engagement General Fund non-personnel operating budget account no. 050x171x7200, effective immediately in FY 2026.

Section 7. That Council declares that the “Findlay Market Area Improvements,” “Connected Communities Improvements,” “Neighborhood Development Funding - Housing SHPIF,” “Strategic Growth Initiatives,” “Small Business & Commercial Stabilization,” “West Fork Incinerator Demolition,” and “Neighborhood & Community Infrastructure,” permanent improvement program projects serve a public purpose because the projects will foster local improvements and investment and increase neighborhood vitality.

Section 8. That the proper City officials are authorized to do all things necessary and proper to carry out the terms of Sections 1 through 7.

Section 9. That this ordinance shall be an emergency measure necessary for the preservation of public peace, health, safety, and general welfare and shall, subject to the terms of Article II, Section 6 of the Charter, be effective immediately. The reason for the emergency is the immediate need to ensure that necessary funding is in place to meet commitments in FY 2026 and at the beginning of FY 2027, which begins on July 1, 2026.

Passed: \_\_\_\_\_, 2026

\_\_\_\_\_  
Aftab Pureval, Mayor

Attest: \_\_\_\_\_  
Clerk

SCHEDULE OF TRANSFER

Schedule A.

That the amounts set forth hereinafter are hereby returned to source in the amount of \$5,370,908.30 to the individual funds listed hereinafter:

DEPT. DIVISION	PROJECT OR FUND TO BE TRANSFERRED FROM		PROJECT OR FUND TO BE TRANSFERRED TO		TOTAL BUDGETED COST ALL FUNDS		AMOUNT TO BE APPROPRIATED OR TRANSFERRED
	NUMBER:	DESCRIPTION	NUMBER:	DESCRIPTION	PRIOR	REVISED	
Community & Econ. Dev. 161	261604 (PERM)	Development Application & Management System	758	Income Tax Permanent Improvement Fund	100,000.00	0.00	100,000.00
Housing Development 162	231606 (CAP)	Housing Stability - GF	050	General Fund	6,000,000.00	5,625,000.00	375,000.00
	261603 (PERM)	Strategic Housing Initiatives Program SHPIF	761	Special Housing Perm. Improvement Fund	747,000.00	425,000.00	322,000.00
Econ. Dev. 164	231610 (CAP)	Commercial & Industrial Public Improvements	758	Income Tax Permanent Improvement Fund	600,000.00	441,286.92	158,713.08
	251610 (PERM)	Commercial & Industrial Public Improvements	758	Income Tax Permanent Improvement Fund	350,000.00	6,632.58	343,367.42
	261610 (PERM)	Commercial & Industrial Public Improvements	758	Income Tax Permanent Improvement Fund	375,000.00	2,617.96	372,382.04
	231601 (CAP)	Business Retention/New Growth	758	Income Tax Permanent Improvement Fund	300,000.00	258,495.85	41,504.15
	261601 (PERM)	Business Retention/New Growth	758	Income Tax Permanent Improvement Fund	250,000.00	3,180.38	246,819.62
	251609 (PERM)	Community Development Focus District	758	Income Tax Permanent Improvement Fund	207,000.00	107,654.00	99,346.00
	251611 (PERM)	Retail/Commercial Opportunities	758	Income Tax Permanent Improvement Fund	300,000.00	9,254.75	290,745.25
	261611 (PERM)	Retail/Commercial Opportunities	758	Income Tax Permanent Improvement Fund	300,000.00	2,968.65	297,031.35
	251600 (CAP)	Economic Development Initiatives - GF	050	General Fund	3,195,000.00	2,401,000.00	794,000.00

SCHEDULE OF TRANSFER

Schedule A.

That the amounts set forth hereinafter are hereby returned to source in the amount of \$5,370,908.30 to the individual funds listed hereinafter:

DEPT. DIVISION	PROJECT OR FUND TO BE TRANSFERRED FROM		PROJECT OR FUND TO BE TRANSFERRED TO		TOTAL BUDGETED COST ALL FUNDS		AMOUNT TO BE APPROPRIATED OR TRANSFERRED
	NUMBER:	DESCRIPTION	NUMBER:	DESCRIPTION	PRIOR	REVISED	
Econ. Dev. 164	261607 (PERM)	Neighborhood Business District Improvements	758	Income Tax Permanent Improvement Fund	2,000,000.00	498,589.00	1,501,411.00
	241608 (PERM)	Neighborhood Business Property Holding	758	Income Tax Permanent Improvement Fund	186,018.22	1,554.33	184,463.89
	251608 (PERM)	Neighborhood Business Property Holding	758	Income Tax Permanent Improvement Fund	210,213.34	124,757.88	85,455.46
	261608 (PERM)	Neighborhood Business Property Holding	758	Income Tax Permanent Improvement Fund	56,000.00	0.00	56,000.00
	231617 (CAP)	OTR Outdoor Improvements - GF CO	050	General Fund	2,990,000.00	2,975,330.96	14,669.04
	251623 (CAP)	Property Development Improvements - GF	050	General Fund	438,000.00	350,000.00	88,000.00

SCHEDULE OF TRANSFER

Schedule B.

That the amounts set forth hereinafter totaling \$4,099,239.26 are hereby transferred and appropriated to the individual project accounts for the improvements listed hereinafter:

DEPT. DIVISION	PROJECT OR FUND TO BE TRANSFERRED FROM		PROJECT OR FUND TO BE TRANSFERRED TO		TOTAL BUDGETED COST ALL FUNDS		AMOUNT TO BE APPROPRIATED OR TRANSFERRED
	NUMBER:	DESCRIPTION	NUMBER:	DESCRIPTION	PRIOR	REVISED	
City Manager 101	758	Income Tax Permanent Improvement Fund	261003 (PERM)	Findlay Market Area Improvements	0.00	640,000.00	640,000.00
	758	Income Tax Permanent Improvement Fund	261009 (PERM)	Connected Communities Improvements	0.00	695,000.00	695,000.00
	758	Income Tax Permanent Improvement Fund	261013 (PERM)	West Fork Incinerator Demolition	0.00	400,000.00	400,000.00
Strategic Growth 105	761	Special Housing Perm. Improvement Fund	271035 (PERM)	Neighborhood Development Funding - Housing SHPIF	0.00	322,000.00	322,000.00
	758	Income Tax Permanent Improvement Fund	271015 (PERM)	Strategic Growth Initiatives	0.00	842,239.26	842,239.26
Opportunity and Resident Services 161	758	Income Tax Permanent Improvement Fund	271605 (PERM)	Small Business & Commercial Stabilization	0.00	500,000.00	500,000.00
	758	Income Tax Permanent Improvement Fund	261628 (PERM)	Neighborhood & Community Infrastructure	0.00	500,000.00	500,000.00
Transp. & Eng. Planning 232	758	Income Tax Permanent Improvement Fund	262371 (CAP)	LEAP Academy Safety Improvements	0.00	200,000.00	200,000.00



Date: May 28, 2026

To: Mayor and Members of City Council 202601680  
From: Sheryl M. M. Long, City Manager  
Subject: **SPECIAL EVENT PERMIT APPLICATION: 2026 Bengals Block Parties**

---

In accordance with Cincinnati Municipal Code, Chapter 765; Jim Moehring has submitted a Special Event Permit Application Form to the Chief of Police. The Special Event Permit Application has been reviewed by the following department(s): (Cincinnati Fire Department, Metro, Cincinnati Police Special Events Unit, Cincinnati Police District One, Traffic and Engineering Department, Traffic and Road Operations Department and The Health Department). There are no objections to issuing the Special Events Permit.

The particulars of the requested event are as indicated:

EVENT NAME/TITLE: 2026 Bengals Block Parties  
EVENT SPONSOR/PRODUCER: Jim Moehring  
CONTACT PERSON: Jim Moehring  
LOCATION: 100 Freedom Way  
DATE(S) AND TIME(S): 8/13 1900-2300 Hrs. 8/22 1900-2300 Hrs.. 9/13 1300-1700 Hrs.  
10/4 1300-1700 Hrs. 11/1 1300-1700 Hrs. 11/15 2020-0020 Hrs.  
11/29 1300-1700 Hrs. 12/13 1625-2025 Hrs. 12/31 2015-0015  
TBD 1 9/10  
EVENT DESCRIPTION: Community event prior to Bengals home games at the Banks.  
ANTICIPATED ATTENDANCE: 1000  
ALCOHOL SALES:  YES.  NO.  
TEMPORARY LIQUOR PERMIT HOLDER IS: TBD

cc: Lieutenant Colonel Adam D. Hennie, Interim Police Chief

Date: May 28, 2026

To: Mayor and Members of City Council 202601681  
From: Sheryl M. M. Long, City Manager  
Subject: **SPECIAL EVENT PERMIT APPLICATION: Black Tech Week 2026**

---

In accordance with Cincinnati Municipal Code, Chapter 765; Black Tech Week 2026 has submitted a Special Event Permit Application Form to the Chief of Police. The Special Event Permit Application has been reviewed by the following department(s): Cincinnati Fire Department, Metro, Cincinnati Police Special Events Unit, Traffic and Engineering Department, Traffic and Road Operations Department and The Health Department. There are no objections to issuing the Special Events Permit.

The particulars of the requested event are as indicated:

EVENT NAME/TITLE: Black Tech Week 2026  
EVENT SPONSOR/PRODUCER: Lightship Foundation  
CONTACT PERSON: Caitlyn Ruppel  
LOCATION: 650 Walnut St  
DATE(S) AND TIME(S): 7/14/26 - 7/16/26 0900-2100  
EVENT DESCRIPTION: Black Tech Week Conference will be held July 14-16, 2026 at the Aronoff Performing Arts Center. Conference sessions and signature events will take place inside the Aronoff, however fringe activities will include a food truck driven "lunch hour" (placement noted in the attached site plan) and a mid-day yoga activity on the plaza (not the sidewalk).  
ANTICIPATED ATTENDANCE: 2000  
ALCOHOL SALES:  YES.  NO.  
TEMPORARY LIQUOR PERMIT HOLDER IS: (identify, if "YES" is checked above)

cc: Colonel Teresa A. Theetge, Police Chief

Date: May 28, 2026

202601682

To: Mayor and Members of City Council  
From: Sheryl M. M. Long, City Manager  
Subject: **SPECIAL EVENT PERMIT APPLICATION: Skate the Mohawk**

---

In accordance with Cincinnati Municipal Code, Chapter 765; Lindsey Swadner has submitted a Special Event Permit Application Form to the Chief of Police. The Special Event Permit Application has been reviewed by the following department(s): (Cincinnati Fire Department, Metro, Cincinnati Police Special Events Unit, Cincinnati Police District One, Traffic and Engineering Department, Traffic and Road Operations Department and The Health Department). There are no objections to issuing the Special Events Permit.

The particulars of the requested event are as indicated:

EVENT NAME/TITLE: Skate the Mohawk  
EVENT SPONSOR/PRODUCER: Lindsey Swadner  
CONTACT PERSON: Lindsey Swadner  
LOCATION: 226 Stark Street  
DATE(S) AND TIME(S): 7/11/26 1pm to 8pm  
EVENT DESCRIPTION: A skate pop up plaza on stark  
ANTICIPATED ATTENDANCE: 75  
ALCOHOL SALES:  YES.  NO.  
TEMPORARY LIQUOR PERMIT HOLDER IS:

cc: Lieutenant Colonel Adam D. Hennie, Interim Police Chief

Date: 5/28/2026

To: Mayor and Members of City Council 202601683  
From: Sheryl M. M. Long, City Manager  
Subject: **SPECIAL EVENT PERMIT APPLICATION: Buddy Walk 2026**

---

In accordance with Cincinnati Municipal Code, Chapter 765; Kerin Caudill has submitted a Special Event Permit Application Form to the Chief of Police. The Special Event Permit Application has been reviewed by the following department(s): Cincinnati Police Department, Fire Department, Health Department, Parks Department, Department of Building and Inspections, Department of Community and Economic Development, Department of Finance, Department of Public Services, and Department of Transportation and Engineering. There are no objections to issuing the Special Events Permit.

The particulars of the requested event are as indicated:

EVENT NAME/TITLE: Buddy Walk 2026  
EVENT SPONSOR/PRODUCER: Down Syndrome Association of Greater Cincinnati  
CONTACT PERSON: Kerin Caudill  
LOCATION: Sawyer Point Park  
DATE(S) AND TIME(S): 09/12/2026 9:00am—09/12/2026 12:00pm  
EVENT DESCRIPTION: Fundraising, awareness and celebration event for the Down syndrome community.  
ANTICIPATED ATTENDANCE: 10,000  
ALCOHOL SALES:  YES.  NO.  
TEMPORARY LIQUOR PERMIT HOLDER IS:

cc: Lieutenant Colonel Adam D. Hennie, Interim Police Chief

Carrion, Lisa

202601044

**From:** webapp@cincinnati-oh.gov  
**Sent:** Tuesday, May 19, 2026 10:19 AM  
**To:** ClerkOfCouncilEmail  
**Subject:** Cincinnati City Council - Lobbyist Registration Form

**Follow Up Flag:** Follow up  
**Flag Status:** Flagged

=====  
Submitted: 05/19/2026

**APPLICATION TYPE:** Registration  
**LOBBYIST COMPANY NAME:** DSD Advisors LLC  
**LOBBYIST FNAME:** Colleen  
**LOBBYIST LNAME:** Reynolds  
**LOBBYIST ADDRESS:** 255 E 5th St  
**LOBBYIST PHONE:** 513-832-5449  
**LOBBYIST EMAIL:** colleen.reynolds@dsdadvisorsllc.com  
**LOBBYIST OCCUPATION:** Government Relations  
**LOBBYIST POSITION:** Partner  
**CLIENT COMPANY NAME:** 8K  
**CLIENT FNAME:** Michael  
**CLIENT LNAME:** Chewning  
**CLIENT ADDRESS:** 60 E. McMicken Ave  
**CLIENT PHONE:** (513) 951-8585  
**CLIENT EMAIL:** chewning@8kcompany.com  
**CLIENT BUSINESS:** RealEstate/Housing  
**LEGISLATION TYPE:** Property Tax Incentives (CRA/TIF), Property Sale, Lease or other property right from the City, Loans or Grants from the City, Zone Changes or amendments, Historic Designation  
**LEGISLATION TYPE\_OTHER:**  
**LEGISLATION DESCRIPTION:** Continue to assist with various housing and mixed use developments in the City  
**CERTIFY:** Yes  
**SIGNATURE:** Colleen M. Reynolds

=====

Carrion, Lisa

202201645

**From:** webapp@cincinnati-oh.gov  
**Sent:** Tuesday, May 19, 2026 10:23 AM  
**To:** ClerkOfCouncilEmail  
**Subject:** Cincinnati City Council - Lobbyist Registration Form

**Follow Up Flag:** Follow up  
**Flag Status:** Flagged

=====  
Submitted: 05/19/2026

**APPLICATION TYPE:** Registration  
**LOBBYIST COMPANY NAME:** DSD Advisors LLC  
**LOBBYIST FNAME:** Colleen  
**LOBBYIST LNAME:** Reynolds  
**LOBBYIST ADDRESS:** 255 E 5th St  
**LOBBYIST PHONE:** 513-832-5449  
**LOBBYIST EMAIL:** colleen.reynolds@dsdadvisorsllc.com  
**LOBBYIST OCCUPATION:** Government Relations  
**LOBBYIST POSITION:** Partner  
**CLIENT COMPANY NAME:** Hispanic Chamber Cincinnati USA  
**CLIENT FNAME:** Alfonso  
**CLIENT LNAME:** Cornejo  
**CLIENT ADDRESS:** 2637 Erie Ave  
**CLIENT PHONE:** (513) 979-6999  
**CLIENT EMAIL:** aCornejo@HCCUSA.us  
**CLIENT BUSINESS:** Social Service/Human Services  
**LEGISLATION TYPE:** Loans or Grants from the City  
**LEGISLATION TYPE\_OTHER:**  
**LEGISLATION DESCRIPTION:** Continue to lobby for city funding & engagement  
**CERTIFY:** Yes  
**SIGNATURE:** Colleen M. Reynolds

=====

Carrion, Lisa

202001046

**From:** webapp@cincinnati-oh.gov  
**Sent:** Tuesday, May 19, 2026 10:26 AM  
**To:** ClerkOfCouncilEmail  
**Subject:** Cincinnati City Council - Lobbyist Registration Form

**Follow Up Flag:** Follow up  
**Flag Status:** Flagged

=====  
Submitted: 05/19/2026

**APPLICATION TYPE:** Registration  
**LOBBYIST COMPANY NAME:** DSD Advisors LLC  
**LOBBYIST FNAME:** Colleen  
**LOBBYIST LNAME:** Reynolds  
**LOBBYIST ADDRESS:** 255 E 5th St  
**LOBBYIST PHONE:** 513-832-5449  
**LOBBYIST EMAIL:** colleen.reynolds@dsdadvisorsllc.com  
**LOBBYIST OCCUPATION:** Government Relations  
**LOBBYIST POSITION:** Partner  
**CLIENT COMPANY NAME:** Cincinnati Symphony Orchestra  
**CLIENT FNAME:** Robert  
**CLIENT LNAME:** McGrath  
**CLIENT ADDRESS:** 1241 Elm Street  
**CLIENT PHONE:** 513-744-3255  
**CLIENT EMAIL:** RMcgrath@cincinnati-symphony.org  
**CLIENT BUSINESS:** Arts/Entertainment, RealEstate/Housing  
**LEGISLATION TYPE:** Loans or Grants from the City  
**LEGISLATION TYPE\_OTHER:**  
**LEGISLATION DESCRIPTION:** Continue to advocate for city funding & engagement  
**CERTIFY:** Yes  
**SIGNATURE:** Colleen M. Reynolds

=====

Carrion, Lisa

202601647

**From:** webapp@cincinnati-oh.gov  
**Sent:** Tuesday, May 19, 2026 10:29 AM  
**To:** ClerkOfCouncilEmail  
**Subject:** Cincinnati City Council - Lobbyist Registration Form

**Follow Up Flag:** Follow up  
**Flag Status:** Flagged

=====  
Submitted: 05/19/2026

**APPLICATION TYPE:** Registration  
**LOBBYIST COMPANY NAME:** DSD Advisors LLC  
**LOBBYIST FNAME:** Colleen  
**LOBBYIST LNAME:** Reynolds  
**LOBBYIST ADDRESS:** 255 E 5th St  
**LOBBYIST PHONE:** 513-832-5449  
**LOBBYIST EMAIL:** colleen.reynolds@dsdadvisorsllc.com  
**LOBBYIST OCCUPATION:** Government Relations  
**LOBBYIST POSITION:** Partner  
**CLIENT COMPANY NAME:** HPSRD  
**CLIENT FNAME:** Nick  
**CLIENT LNAME:** Lingenfelter  
**CLIENT ADDRESS:** 2700 Park Avenue (Norwood, OH 45212)  
**CLIENT PHONE:** 513-259-8629  
**CLIENT EMAIL:** nick@plkcommunities.com  
**CLIENT BUSINESS:** RealEstate/Housing  
**LEGISLATION TYPE:** Property Tax Incentives (CRA/TIF), Lease or other property right from the City, Loans or Grants from the City, Zone Changes or amendments, Historic Designation  
**LEGISLATION TYPE\_OTHER:**  
**LEGISLATION DESCRIPTION:** Continue to advocate for mixed use development  
**CERTIFY:** Yes  
**SIGNATURE:** Colleen M. Reynolds

Carrion, Lisa

702401648

**From:** webapp@cincinnati-oh.gov  
**Sent:** Tuesday, May 19, 2026 10:44 AM  
**To:** ClerkOfCouncilEmail  
**Subject:** Cincinnati City Council - Lobbyist Registration Form

**Follow Up Flag:** Follow up  
**Flag Status:** Flagged

=====  
Submitted: 05/19/2026

**APPLICATION TYPE:** Registration  
**LOBBYIST COMPANY NAME:** DSD Advisors LLC  
**LOBBYIST FNAME:** Colleen  
**LOBBYIST LNAME:** Reynolds  
**LOBBYIST ADDRESS:** 255 E 5th St  
**LOBBYIST PHONE:** 513-832-5449  
**LOBBYIST EMAIL:** colleen.reynolds@dspdadvisorsllc.com  
**LOBBYIST OCCUPATION:** Government Relations  
**LOBBYIST POSITION:** Partner  
**CLIENT COMPANY NAME:** Urban League of Greater Southwest Ohio  
**CLIENT FNAME:** Christie  
**CLIENT LNAME:** Kuhns  
**CLIENT ADDRESS:** 3458 Reading Rd  
**CLIENT PHONE:** 513-281-9955  
**CLIENT EMAIL:** ckuhns@ulgso.org  
**CLIENT BUSINESS:** RealEstate/Housing, Social Service/Human Services  
**LEGISLATION TYPE:** Loans or Grants from the City  
**LEGISLATION TYPE\_OTHER:**  
**LEGISLATION DESCRIPTION:** Continue advocacy for city funding + campus expansion  
**CERTIFY:** Yes  
**SIGNATURE:** Colleen M. Reynolds

=====

Carrion, Lisa

202601649

**From:** webapp@cincinnati-oh.gov  
**Sent:** Tuesday, May 19, 2026 11:00 AM  
**To:** ClerkOfCouncilEmail  
**Subject:** Cincinnati City Council - Lobbyist Registration Form

**Follow Up Flag:** Follow up  
**Flag Status:** Flagged

=====  
Submitted: 05/19/2026

**APPLICATION TYPE:** Registration  
**LOBBYIST COMPANY NAME:** DSD Advisors LLC  
**LOBBYIST FNAME:** Colleen  
**LOBBYIST LNAME:** Reynolds  
**LOBBYIST ADDRESS:** 255 E 5th St  
**LOBBYIST PHONE:** 513-832-5449  
**LOBBYIST EMAIL:** colleen.reynolds@dsdadvisorsllc.com  
**LOBBYIST OCCUPATION:** Government Relations  
**LOBBYIST POSITION:** Partner  
**CLIENT COMPANY NAME:** Cincinnati Art Museum  
**CLIENT FNAME:** Dave  
**CLIENT LNAME:** Linnenberg  
**CLIENT ADDRESS:** 953 Eden Park Drive  
**CLIENT PHONE:** 513-639-2005  
**CLIENT EMAIL:** dave.linnenberg@cincyart.org  
**CLIENT BUSINESS:** Arts/Entertainment  
**LEGISLATION TYPE:** Loans or Grants from the City  
**LEGISLATION TYPE\_OTHER:**  
**LEGISLATION DESCRIPTION:** Continue to advocate for city funding & engagement  
**CERTIFY:** Yes  
**SIGNATURE:** Colleen M. Reynolds

=====

Carrion, Lisa

7/16/2026

**From:** webapp@cincinnati-oh.gov  
**Sent:** Tuesday, May 19, 2026 11:05 AM  
**To:** ClerkOfCouncilEmail  
**Subject:** Cincinnati City Council - Lobbyist Registration Form

**Follow Up Flag:** Follow up  
**Flag Status:** Flagged

=====  
Submitted: 05/19/2026

**APPLICATION TYPE:** Registration  
**LOBBYIST COMPANY NAME:** DSD Advisors LLC  
**LOBBYIST FNAME:** Colleen  
**LOBBYIST LNAME:** Reynolds  
**LOBBYIST ADDRESS:** 255 E 5th St  
**LOBBYIST PHONE:** 513-832-5449  
**LOBBYIST EMAIL:** colleen.reynolds@dsdadvisorsllc.com  
**LOBBYIST OCCUPATION:** Government Relations  
**LOBBYIST POSITION:** Partner  
**CLIENT COMPANY NAME:** Fifth Third Bank  
**CLIENT FNAME:** Joan  
**CLIENT LNAME:** Saenz  
**CLIENT ADDRESS:** 801 Pennsylvania Ave. NW Suite 212 | Washington, District of Columbia 20004  
**CLIENT PHONE:** 202-543-8103  
**CLIENT EMAIL:** Joan.Saenz@53.com  
**CLIENT BUSINESS:** Financial Institutions/Consumer Finance  
**LEGISLATION TYPE:** Other  
**LEGISLATION TYPE\_OTHER:** community relations  
**LEGISLATION DESCRIPTION:** Continue to support 5/3 on general community/government relations  
**CERTIFY:** Yes  
**SIGNATURE:** Colleen M. Reynolds

=====

Carrion, Lisa

27001651

**From:** webapp@cincinnati-oh.gov  
**Sent:** Tuesday, May 19, 2026 11:07 AM  
**To:** ClerkOfCouncilEmail  
**Subject:** Cincinnati City Council - Lobbyist Registration Form

**Follow Up Flag:** Follow up  
**Flag Status:** Flagged

=====  
Submitted: 05/19/2026

**APPLICATION TYPE:** Registration  
**LOBBYIST COMPANY NAME:** DSD Advisors LLC  
**LOBBYIST FNAME:** Colleen  
**LOBBYIST LNAME:** Reynolds  
**LOBBYIST ADDRESS:** 255 E 5th St  
**LOBBYIST PHONE:** 513-832-5449  
**LOBBYIST EMAIL:** colleen.reynolds@dsdadvisorsllc.com  
**LOBBYIST OCCUPATION:** Government Relations  
**LOBBYIST POSITION:** Partner  
**CLIENT COMPANY NAME:** University of Cincinnati  
**CLIENT FNAME:** Karen  
**CLIENT LNAME:** Ryan  
**CLIENT ADDRESS:** 2600 Clifton Ave  
**CLIENT PHONE:** 513-556-0733  
**CLIENT EMAIL:** karen.ryan@uc.edu  
**CLIENT BUSINESS:** Education  
**LEGISLATION TYPE:** Other  
**LEGISLATION TYPE\_OTHER:** community relations  
**LEGISLATION DESCRIPTION:** Continue to support the University with general community and government relations  
**CERTIFY:** Yes  
**SIGNATURE:** Colleen M. Reynolds

Carrion, Lisa

202601652

**From:** webapp@cincinnati-oh.gov  
**Sent:** Tuesday, May 19, 2026 11:11 AM  
**To:** ClerkOfCouncilEmail  
**Subject:** Cincinnati City Council - Lobbyist Registration Form

**Follow Up Flag:** Follow up  
**Flag Status:** Flagged

=====  
Submitted: 05/19/2026

**APPLICATION TYPE:** Registration  
**LOBBYIST COMPANY NAME:** DSD Advisors LLC  
**LOBBYIST FNAME:** Colleen  
**LOBBYIST LNAME:** Reynolds  
**LOBBYIST ADDRESS:** 255 E 5th St  
**LOBBYIST PHONE:** 513-832-5449  
**LOBBYIST EMAIL:** colleen.reynolds@dsdadvisorsllc.com  
**LOBBYIST OCCUPATION:** Government Relations  
**LOBBYIST POSITION:** Partner  
**CLIENT COMPANY NAME:** Cincytech  
**CLIENT FNAME:** Emma  
**CLIENT LNAME:** Off  
**CLIENT ADDRESS:** 2900 Reading Rd., Suite 410  
**CLIENT PHONE:** 513.252.6985  
**CLIENT EMAIL:** eoff@cincytechusa.com  
**CLIENT BUSINESS:** Science and Technology  
**LEGISLATION TYPE:** Loans or Grants from the City  
**LEGISLATION TYPE\_OTHER:**  
**LEGISLATION DESCRIPTION:** Continue to advocate for City funding & engagement  
**CERTIFY:** Yes  
**SIGNATURE:** Colleen M. Reynolds

=====

Carrion, Lisa

7/16/2026

**From:** webapp@cincinnati-oh.gov  
**Sent:** Tuesday, May 19, 2026 11:13 AM  
**To:** ClerkOfCouncilEmail  
**Subject:** Cincinnati City Council - Lobbyist Registration Form

**Follow Up Flag:** Follow up  
**Flag Status:** Flagged

=====  
Submitted: 05/19/2026

**APPLICATION TYPE:** Registration  
**LOBBYIST COMPANY NAME:** DSD Advisors LLC  
**LOBBYIST FNAME:** Colleen  
**LOBBYIST LNAME:** Reynolds  
**LOBBYIST ADDRESS:** 255 E 5th St  
**LOBBYIST PHONE:** 513-832-5449  
**LOBBYIST EMAIL:** colleen.reynolds@dsdadvisorsllc.com  
**LOBBYIST OCCUPATION:** Government Relations  
**LOBBYIST POSITION:** Partner  
**CLIENT COMPANY NAME:** Cincinnati Ballet  
**CLIENT FNAME:** Debbie  
**CLIENT LNAME:** Brant  
**CLIENT ADDRESS:** 1801 Gilbert Ave  
**CLIENT PHONE:** 513-314-7466  
**CLIENT EMAIL:** dbrant@cballet.org  
**CLIENT BUSINESS:** Arts/Entertainment  
**LEGISLATION TYPE:** Loans or Grants from the City  
**LEGISLATION TYPE\_OTHER:**  
**LEGISLATION DESCRIPTION:** Continue to advocate for city funding & engagement  
**CERTIFY:** Yes  
**SIGNATURE:** Colleen M. Reynolds

=====

Carrion, Lisa

7/17/2026/LSB

**From:** webapp@cincinnati-oh.gov  
**Sent:** Tuesday, May 19, 2026 11:20 AM  
**To:** ClerkOfCouncilEmail  
**Subject:** Cincinnati City Council - Lobbyist Registration Form

**Follow Up Flag:** Follow up  
**Flag Status:** Flagged

=====  
Submitted: 05/19/2026

**APPLICATION TYPE:** Registration  
**LOBBYIST COMPANY NAME:** DSD Advisors LLC  
**LOBBYIST FNAME:** Colleen  
**LOBBYIST LNAME:** Reynolds  
**LOBBYIST ADDRESS:** 255 E 5th St  
**LOBBYIST PHONE:** 513-832-5449  
**LOBBYIST EMAIL:** colleen.reynolds@dsdadvisorsllc.com  
**LOBBYIST OCCUPATION:** Government Relations  
**LOBBYIST POSITION:** Partner  
**CLIENT COMPANY NAME:** Steiner  
**CLIENT FNAME:** Laura  
**CLIENT LNAME:** Wedekind  
**CLIENT ADDRESS:** 4016 Townsfair Way, Suite 201, Columbus, OH 43219  
**CLIENT PHONE:** 614-414-7300  
**CLIENT EMAIL:** lwedekind@steiner.com  
**CLIENT BUSINESS:** Retail and Commercial  
**LEGISLATION TYPE:** Property Tax Incentives (CRA/TIF), Property Sale, Lease or other property right from the City, Loans or Grants from the City, Zone Changes or amendments  
**LEGISLATION TYPE\_OTHER:**  
**LEGISLATION DESCRIPTION:** Continue to advocate for housing and mixed-use development(s)  
**CERTIFY:** Yes  
**SIGNATURE:** Colleen M. Reynolds

Carrion, Lisa

202601659

**From:** webapp@cincinnati-oh.gov  
**Sent:** Tuesday, May 19, 2026 11:24 AM  
**To:** ClerkOfCouncilEmail  
**Subject:** Cincinnati City Council - Lobbyist Registration Form

**Follow Up Flag:** Follow up  
**Flag Status:** Flagged

=====  
Submitted: 05/19/2026

**APPLICATION TYPE:** Registration  
**LOBBYIST COMPANY NAME:** DSD Advisors LLC  
**LOBBYIST FNAME:** Colleen  
**LOBBYIST LNAME:** Reynolds  
**LOBBYIST ADDRESS:** 255 E 5th St  
**LOBBYIST PHONE:** 513-832-5449  
**LOBBYIST EMAIL:** colleen.reynolds@dsdadvisorsllc.com  
**LOBBYIST OCCUPATION:** Government Relations  
**LOBBYIST POSITION:** Partner  
**CLIENT COMPANY NAME:** United Way of Greater Cincinnati  
**CLIENT FNAME:** Amy  
**CLIENT LNAME:** Weber  
**CLIENT ADDRESS:** 2400 Reading Rd  
**CLIENT PHONE:** 513-762-7100  
**CLIENT EMAIL:** amy.weber@uwgc.org  
**CLIENT BUSINESS:** Social Service/Human Services  
**LEGISLATION TYPE:** Other  
**LEGISLATION TYPE\_OTHER:** Human Services Funding & Community Relations  
**LEGISLATION DESCRIPTION:** Continue to support UWGC in general advocacy and community relations  
**CERTIFY:** Yes  
**SIGNATURE:** Colleen M. Reynolds

=====

**Carrion, Lisa**

---

**From:** webapp@cincinnati-oh.gov  
**Sent:** Friday, May 22, 2026 2:01 PM  
**To:** ClerkOfCouncilEmail  
**Subject:** Cincinnati City Council - Lobbyist Registration Form

**Follow Up Flag:** Follow up  
**Flag Status:** Flagged

=====  
Submitted: 05/22/2026

**APPLICATION TYPE:** Registration  
**LOBBYIST COMPANY NAME:** Signal Strength, LLC  
**LOBBYIST FNAME:** Jay  
**LOBBYIST LNAME:** Kincaid  
**LOBBYIST ADDRESS:** 1411 Peasant Street Cincinnati OH 45202  
**LOBBYIST PHONE:** 5113-505-4047  
**LOBBYIST EMAIL:** jay@signalstrength.co  
**LOBBYIST OCCUPATION:** Consultant  
**LOBBYIST POSITION:** Principal  
**CLIENT COMPANY NAME:** FC Cincinnati  
**CLIENT FNAME:** Chad  
**CLIENT LNAME:** Munitz  
**CLIENT ADDRESS:** 14 East Fourth Street, Suite 300, Cincinnati, OH 45202  
**CLIENT PHONE:** 513-218-1633  
**CLIENT EMAIL:** munitz@fccincinnati.com  
**CLIENT BUSINESS:** Arts/Entertainment  
**LEGISLATION TYPE:** Property Tax Incentives (CRA/TIF), Property Sale  
**LEGISLATION TYPE\_OTHER:**  
**LEGISLATION DESCRIPTION:** There is currently no particular legislation that I will be lobbying on but will generally lobby on issues that impact the area in the West End around TQL Stadium.  
**CERTIFY:** Yes  
**SIGNATURE:** Jay Kincaid

=====

# City of Cincinnati Council



Anthony J. Covington  
Clerk of Council

202601705

Office of the Clerk

801 Plum Street, Suite 308  
Cincinnati, Ohio 45202  
Phone (513) 352-3246  
Fax (513) 352-2578

May 26, 2026

## Appointment to Legislative Service

I hereby recommend the appointment of A'Laundra Brown as a Deputy Clerk in the Office of the Clerk of Council pursuant to Article II, Section 5a of the Charter of the City of Cincinnati.

Anthony J. Covington  
Clerk of Council

ajc

5/26/26



UNIVERSITY OF CALIFORNIA

LIBRARY

1926

ajc

May 20, 2026

**To:** Mayor and Members of City Council

**From:** Sheryl M. M. Long, City Manager

202601590

**Subject: Emergency Ordinance – OES: Hamilton County ReSource Residential Recycling Incentive (RRI) Grant Program**

---

Attached is an Emergency Ordinance captioned:

**AUTHORIZING** the City Manager to accept and appropriate a grant of up to \$238,283.88 from the Hamilton County ReSource Residential Recycling Incentive grant program to provide resources for recycling education and awareness, residential recycling, drop-off recycling, yard waste, food waste, composting, waste reduction, litter collection, and the labor, equipment and materials to support these efforts; and **AUTHORIZING** the Director of Finance to deposit the grant resources into General Fund revenue account no. 050x8782, Office of Environment and Sustainability project account no. 26HamCoRRI, “FY 2026 Hamilton County RRI Grant.”

This Emergency Ordinance authorizes the City Manager to accept and appropriate a grant of \$238,283.88 from the Hamilton County ReSource Residential Recycling Incentive (RRI) grant program to provide resources for recycling education and awareness, residential recycling, drop-off recycling, yard waste, food waste, composting, waste reduction, litter collection, and the labor, equipment, and materials to support these efforts.

This grant does not require matching resources, and there are no new FTEs/full time equivalents associated with this grant.

Providing resources for waste diversion programs is in accordance with the “Sustain” goal to “[b]ecome a healthier Cincinnati” and strategy to “[c]reate a healthy environment and reduce energy consumption” as described on pages 181-185 of Plan Cincinnati (2012).

The reason for the emergency is the immediate need to accept and appropriate grant resources to meet grant program timelines.

The Administration recommends passage of this Emergency Ordinance.

cc: Andrew Dudas, Budget Director  
Steve Webb, Finance Director



Attachment

## EMERGENCY

JWF

- 2026

**AUTHORIZING** the City Manager to accept and appropriate a grant of up to \$238,283.88 from the Hamilton County ReSource Residential Recycling Incentive grant program to provide resources for recycling education and awareness, residential recycling, drop-off recycling, yard waste, food waste, composting, waste reduction, litter collection, and the labor, equipment, and materials to support these efforts; and **AUTHORIZING** the Director of Finance to deposit the grant resources into General Fund revenue account no. 050x8782, Office of Environment and Sustainability project account no. 26HamCoRRI, “FY 2026 Hamilton County RRI Grant.”

WHEREAS, on April 22, 2026, Council passed Ordinance No. 116-2026, which authorized the City Manager to apply for a grant of up to \$300,000 from the Hamilton County ReSource Residential Recycling Incentive (“RRI”) grant program to provide resources for recycling education and awareness, residential recycling, drop-off recycling, yard waste, food waste, composting, waste reduction, litter collection, and the labor, equipment, and materials to support these efforts; and

WHEREAS, and the City applied for the grant and was awarded grant funds of up to \$238,283.88, however no funds will be accepted without approval by Council; and

WHEREAS, this grant supports the implementation of the Green Cincinnati Plan, and advances the goal of the City to achieve carbon neutrality by 2050; and

WHEREAS, this grant does not require matching resources, and there are no new FTEs/full time equivalents associated with this grant; and

WHEREAS, providing resources for waste diversion programs is in accordance with the “Sustain” goal to “[b]ecome a healthier Cincinnati” and strategy to “[c]reate a healthy environment and reduce energy consumption” as described on pages 181-185 of Plan Cincinnati (2012); now, therefore,

BE IT ORDAINED by the Council of the City of Cincinnati, State of Ohio:

Section 1. That the City Manager is authorized to accept and appropriate a grant of up to \$238,283.88 from the Hamilton County ReSource Residential Recycling Incentive grant program to provide resources for recycling education and awareness, residential recycling, drop-off recycling, yard waste, food waste, composting, waste reduction, litter collection, and the labor, equipment, and materials to support these efforts.

Section 2. That the Director of Finance is authorized to deposit the grant resources into General Fund revenue account no. 050x8782, Office of Environment and Sustainability project account no. 26HamCoRRI, “FY 2026 Hamilton County RRI Grant.”

Section 3. That the proper City officials are authorized to do all things necessary and proper to carry out the terms of the grant and Sections 1 and 2.

Section 4. That this ordinance shall be an emergency measure necessary for the preservation of the public peace, health, safety, and general welfare and shall, subject to the terms of Article II, Section 6 of the Charter, be effective immediately. The reason for the emergency is the immediate need to accept and appropriate grant resources to meet grant program timelines.

Passed: \_\_\_\_\_, 2026

\_\_\_\_\_  
Aftab Pureval, Mayor

Attest: \_\_\_\_\_  
Clerk

May 20, 2026

**To:** Mayor and Members of City Council

**From:** Sheryl M. M. Long, City Manager 202601586

**Subject:** **Emergency Ordinance – DOTE: Lunken Airport Runway Direct Program Grant**

---

Attached is an Emergency Ordinance captioned:

**ESTABLISHING** new capital improvement program project account no. 984x234x262359, “Lunken Runway ODOT FY27 Direct Grant,” to provide resources for pavement improvements on runway 07/25 at Lunken Airport; **AUTHORIZING** the City Manager to apply for, accept, and appropriate a grant of up to \$750,000 from Ohio Department of Transportation to newly established capital improvement program project account no. 984x234x262359, “Lunken Runway ODOT FY27 Direct Grant;” and **AUTHORIZING** the Director of Finance to deposit the grant resources into newly established capital improvement program project account no. 984x234x262359, “Lunken Runway ODOT FY27 Direct Grant.”

Approval of this Emergency Ordinance authorizes the City Manager to apply for, accept, and appropriate a grant of up to \$750,000 awarded through the Ohio Department of Transportation (ODOT), to the newly established capital improvement program project account no. 984x234x262359, “Lunken Runway ODOT FY27 Direct Grant,” to provide resources for pavement improvements on runway 07/25 at Lunken Airport.

The City intends to apply for the grant by the deadline of June 1, 2026, but no funds will be accepted without the approval of the City Council.

The grant requires matching resources of up to \$39,474, which will be provided from existing capital improvement program project account no. 980x234x222352, “FAA/ODOT Local Match.” There are no new FTEs/full time equivalents associated with this grant.

Improving the pavement on runway 07/25 is in accordance with the “Connect” goal to “[d]evelop a regional transportation system that promotes economic vitality” as described on page 139 of Plan Cincinnati (2012).

The reason for the emergency is the immediate need to apply for and, if awarded, accept the grant by the applicable deadlines.

The Administration recommends passage of this Emergency Ordinance.

cc: Andrew Dudas, Budget Director  
Steve Webb, Finance Director



Attachment

## EMERGENCY

IMD

-2026

**ESTABLISHING** new capital improvement program project account no. 984x234x262359, “Lunken Runway ODOT FY27 Direct Grant,” to provide resources for pavement improvements on runway 07/25 at Lunken Airport; **AUTHORIZING** the City Manager to apply for, accept, and appropriate a grant of up to \$750,000 from Ohio Department of Transportation to newly established capital improvement program project account no. 984x234x262359, “Lunken Runway ODOT FY27 Direct Grant;” and **AUTHORIZING** the Director of Finance to deposit the grant resources into newly established capital improvement program project account no. 984x234x262359, “Lunken Runway ODOT FY27 Direct Grant.”

WHEREAS, a grant of up to \$750,000 is available from the Ohio Department of Transportation to fund pavement improvements on runway 07/25 at Lunken Airport; and

WHEREAS, the grant requires matching resources of up to \$39,474, which will be provided from existing capital improvement program project account no. 980x234x222352, “FAA/ODOT Local Match”; and

WHEREAS, there are no new FTEs/full-time equivalents associated with this grant; and

WHEREAS, the City intends to apply for the grant by the deadline of June 1, 2026, but no funds will be accepted without the approval of Council; and

WHEREAS, improving the pavement on runway 07/25 is in accordance with the “Connect” goal to “[d]evelop a regional transportation system that promotes economic vitality” as described on page 139 of Plan Cincinnati (2012); now, therefore,

BE IT ORDAINED by the Council of the City of Cincinnati, State of Ohio:

Section 1. That new capital improvement program project account no. 984x234x262359, “Lunken Runway ODOT FY27 Direct Grant,” is established to provide resources for pavement improvements on runway 07/25 at Lunken Airport.

Section 2. That the City Manager is authorized to apply for, accept, and appropriate a grant of up to \$750,000 from Ohio Department of Transportation to newly established capital improvement program project account no. 984x234x262359, “Lunken Runway ODOT FY27 Direct Grant.”

Section 3. That the Director of Finance is authorized to deposit the grant resources into newly established capital improvement program project account no. 984x234x262359, “Lunken Runway ODOT FY27 Direct Grant.”

Section 4. That the proper City officials are authorized to do all things necessary and proper to carry out the terms of the grant and Sections 1 through 3.

Section 5. That this ordinance shall be an emergency measure necessary for the preservation of the public peace, health, safety, and general welfare and shall, subject to the terms of Article II, Section 6 of the Charter, be effective immediately. The reason for the emergency is the immediate need to apply for and, if awarded, accept the grant by the applicable deadlines.

Passed: \_\_\_\_\_, 2026

\_\_\_\_\_  
Aftab Pureval, Mayor

Attest: \_\_\_\_\_  
Clerk



May 20, 2026

**To:** Mayor and Members of City Council

**From:** Sheryl M. M. Long, City Manager

202601588

**Subject: Ordinance – Fire: Cincinnati Fire Foundation Monetary Donations**

---

Attached is an Ordinance captioned:

**AUTHORIZING** the City Manager to accept and appropriate a donation of \$15,000 from the Cincinnati Fire Foundation to provide resources to purchase medical coolers; **AUTHORIZING** the City Manager to accept and appropriate a donation of \$1,500 from the Cincinnati Fire Foundation to provide resources to purchase promotional materials in support of the Neighbors Looking Out for Neighbors campaign; and **AUTHORIZING** the Director of Finance to deposit the donations into Fund 472, “Fire Grants and Donations,” revenue account no. 472x8571.

This Ordinance authorizes the City Manager to accept and appropriate a donation of \$15,000 from the Cincinnati Fire Foundation to purchase medical coolers. This Ordinance also authorizes the City Manager to accept and appropriate a donation of \$1,500 from the Cincinnati Fire Foundation to provide resources for promotional materials in support of the Neighbors Looking Out for Neighbors campaign. Finally, this Ordinance authorizes the Director of Finance to deposit the donated funds Fund into Fund 472, “Fire Grants and Donations,” revenue account no. 472x8571.

The Cincinnati Fire Foundation has offered to donate resources in support of essential Fire Department services and community efforts. The \$15,000 donation will purchase medical coolers to transport blood products safely so that emergency responders can provide lifesaving blood transfusions quickly during critical situations. The \$1,500 donation will provide resources for promotional materials in support of the Neighbors Looking Out of Neighbors campaign, which the Cincinnati Fire Department started as a grassroots, community-based approach to ensure the safety of vulnerable populations through education and fire prevention efforts.

These donations do not require additional FTEs/full time equivalents or matching funds.

Acceptance of these donations is in accordance with the “Live” goal to “create a more livable community” and strategy to “support and stabilize our neighborhoods” as described on pages 160-162 of Plan Cincinnati (2012).

The Administration recommends passage of this Ordinance.

cc: Andrew Dudas, Budget Director  
Steve Webb, Finance Director



Attachment

**AUTHORIZING** the City Manager to accept and appropriate a donation of \$15,000 from the Cincinnati Fire Foundation to provide resources to purchase medical coolers; **AUTHORIZING** the City Manager to accept and appropriate a donation of \$1,500 from the Cincinnati Fire Foundation to provide resources to purchase promotional materials in support of the Neighbors Looking Out for Neighbors campaign; and **AUTHORIZING** the Director of Finance to deposit the donations into Fund 472, “Fire Grants and Donations,” revenue account no. 472x8571.

WHEREAS, the Cincinnati Fire Foundation generously has offered to donate \$15,000 to provide resources to purchase medical coolers to transport blood products safely, so that emergency responders can provide lifesaving blood transfusions quickly during critical situations; and

WHEREAS, the Cincinnati Fire Foundation has also offered to donate \$1,500 to provide resources to purchase promotional materials in support of the Neighbors Looking Out for Neighbors campaign, which the Cincinnati Fire Department started as a grassroots, community-based approach to ensure the safety of vulnerable populations through education and fire prevention efforts; and

WHEREAS, these donations do not require matching funds, and there are no new FTEs/full time equivalents associated with these donations; and

WHEREAS, supporting emergency responders in the provision of lifesaving blood transfusions and supporting community-based education and fire prevention efforts is in accordance with the “Live” goal to “create a more livable community” and strategy to “support and stabilize our neighborhoods” as described on pages 160-162 of Plan Cincinnati (2012); now, therefore,

BE IT ORDAINED by the Council of the City of Cincinnati, State of Ohio:

Section 1. That the City Manager is authorized to accept and appropriate a donation of \$15,000 from the Cincinnati Fire Foundation to provide resources to purchase medical coolers.

Section 2. That the City Manager is authorized to accept and appropriate a donation of \$1,500 from the Cincinnati Fire Foundation to provide resources to purchase promotional materials in support of the Neighbors Looking Out for Neighbors campaign.

Section 3. That the Director of Finance is authorized to deposit the donations into Fund 472, “Fire Grants and Donations,” revenue account no. 472x8571.

Section 4. That the proper City officials are authorized to do all things necessary and proper to carry out the terms of Sections 1 through 3.

Section 5. That this ordinance shall take effect and be in force from and after the earliest period allowed by law.

Passed: \_\_\_\_\_, 2026

---

Aftab Pureval, Mayor

Attest: \_\_\_\_\_  
Clerk

**May 20, 2026**

**To:** Mayor and Members of City Council 202601587  
**From:** Sheryl M. M. Long, City Manager  
**Subject: Ordinance – Parks: In-Kind Donations from Cincinnati Parks Foundation**

---

Attached is an Ordinance captioned:

**AUTHORIZING** the City Manager to accept in-kind donations and contributions of miscellaneous supplies from the Cincinnati Parks Foundation, valued at approximately \$54,458 as set forth in Attachment A, to benefit various City parks.

Approval of this Ordinance authorizes the City to accept in-kind donations and from the Cincinnati Parks Foundation, valued at approximately \$54,458, to benefit various City parks. The in-kind donations and contributions included the following:

Name	Donated Items	Amount
Rozzi Inc.	Ault Park Fireworks	\$5,082
Iron belle Metal Design LLC	Krohn Butterfly Sculpture	\$25,000
Mary Works Carpentry	Spring Show Support	\$14,383
Munich Sister City Association	Sign for Castle Air	\$9,993
	<b>Total:</b>	<b>\$54,458</b>

These donations and contributions fall outside the parameters established in Ordinance No. 0062-2024 and require discrete approval.

There are no matching funds required to accept these donations, and there are no new FTEs/full time equivalents associated with these donations.

Acceptance of in-kind donations and contributions to benefit various City parks is in accordance with the “Live” goal to “[b]uild a robust public life” and strategy to “[d]evelop and maintain inviting and engaging public spaces to encourage social interaction between different types of people” as described on pages 149-1513 of Plan Cincinnati (2012).

The Administration recommends passage of this Ordinance.

cc: Andrew Dudas, Budget Director  
 Steve Webb, Finance Director



Attachment

**AUTHORIZING** the City Manager to accept in-kind donations and contributions of miscellaneous supplies from the Cincinnati Parks Foundation, valued at approximately \$54,458 as set forth in Attachment A, to benefit various City parks.

WHEREAS, the Cincinnati Parks Foundation donated miscellaneous supplies to the City of Cincinnati to benefit and improve various City parks; and

WHEREAS, these donations included fireworks, signage, sculpture, and support services valued at approximately \$54,458, as set forth in Attachment A; and

WHEREAS, acceptance of these resources requires no matching funds, and there are no new FTEs/full time equivalents associated with these donations; and

WHEREAS, acceptance of in-kind donations and contributions to benefit various City parks is in accordance with the “Live” goal to “[b]uild a robust public life” and strategy to “[d]evelop and maintain inviting and engaging public spaces to encourage social interaction between different types of people” as set forth on pages 149-151 of Plan Cincinnati (2012); now, therefore,

BE IT ORDAINED by the Council of the City of Cincinnati, State of Ohio:

Section 1. That the City Manager is authorized to accept in-kind donations and contributions of miscellaneous supplies from the Cincinnati Parks Foundation, valued at approximately \$54,458 as set forth in Attachment A, to benefit and improve various City parks.

Section 2. That the proper City officials are authorized to do all things necessary and proper to carry out the terms of Section 1.

Section 3. That this ordinance shall take effect and be in force from and after the earliest period allowed by law.

Passed: \_\_\_\_\_, 2026

\_\_\_\_\_  
Aftab Pureval, Mayor

Attest: \_\_\_\_\_  
Clerk

**Attachment A**

<b>Contractor</b>	<b>Purpose</b>	<b>Amount of Donation</b>
Rozzi Inc.	Ault Park Fireworks	\$5,082
Iron Belle Metal Design LLC	Krohn Butterfly Sculpture	\$25,000
Mary Works Carpentry	Spring Show Support	\$14,383
Munich Sister City Association	Sign for Castle of Air	\$9,993

May 20, 2026

To: Mayor and Members of City Council

202601630

From: Sheryl M.M. Long, City Manager

Subject: **Deputy Clerk of Council Salary Range Market Analysis**

---

**REFERENCE DOCUMENT # 202600220**

On January 22, 2026, the Budget, Finance, and Governance Committee referred the following for a report:

**MOTION**, submitted by Vice Mayor Jan-Michele Lemon Kearney. We move that the administration prepare a report within 30 days: Indicating findings of a market analysis to increase the salary range of the deputy clerk position for the City of Cincinnati. (BALANCE OF MOTION ON FILE IN THE CLERK'S OFFICE).

The following report summarizes the findings of the Administration's market analysis of the salary range for the Deputy Clerk of Council position for the City of Cincinnati.

**BACKGROUND**

The Deputy Clerk of Council classification supports the legislative functions of the Clerk of Council's Office, including preparation of council materials, records management, legislative processing, and public records administration. The role requires strong knowledge of municipal legislative procedures, records retention requirements, and administrative operations.

As part of the Administration's response to Council's motion, the Department of Human Resources conducted a review of salary ranges for comparable positions in peer municipal governments. The objective of the review was to assess how the City of Cincinnati's Deputy Clerk salary range compares with those in similarly sized cities and to determine whether the current range remains competitive in the municipal labor market.

The analysis focused on positions with titles such as Deputy Clerk, Deputy City Clerk, Assistant City Clerk, or similar legislative support roles within municipal legislative bodies.

**MARKET COMPARISON**

The Department of Human Resources reviewed publicly available compensation data from comparable cities with similar governmental structures and legislative functions. While titles vary across jurisdictions, the positions reviewed generally perform comparable duties supporting city councils or legislative bodies.

A summary of representative salary ranges from peer cities is provided below.

<u>City</u>	<u>Position</u>	<u>Salary Range (Annual)<sup>1</sup></u>
Cincinnati, OH	Deputy Clerk	\$47,567 – \$71,256
Cleveland, OH	Deputy Clerk (Council)	\$22,880 – \$89,440
Columbus, OH	Deputy City Clerk	\$100,360 – \$150,613
Des Moines, IA	Deputy City Clerk	\$69,805 – \$88,442
Detroit, MI	Assistant City Council Committee Clerk	\$52,458 – \$67,199
Indianapolis, IN	Council Relations Liaison	\$47,736
Kansas City, MO	Administrative Secretary to the City Council	\$55,428 – \$83,136
Louisville, KY	Metro Council Assistant Clerk	\$65,000
Madison, WI	Deputy City Clerk	\$85,983 – \$103,336
Minneapolis, MN	Council Information Specialist	\$62,454 – \$75,918
Omaha, NE	Deputy City Clerk	\$75,046 – \$100,443
Pittsburgh, PA	Assistant City Clerk	\$83,302 – \$101,320
Sioux Falls, SD	Assistant City Clerk	\$59,301 – \$81,286
Wichita, KS	Deputy City Clerk	\$59,696 – \$84,344

## ANALYSIS

The broader market review of legislative support and deputy clerk–type positions across peer jurisdictions demonstrates that salary ranges vary widely based on organizational size, reporting structure, and scope of responsibilities. The initial comparison included cities across multiple states and showed compensation ranges extending significantly higher than the City of Cincinnati’s current range.

While this broader comparison provides helpful context regarding the national municipal labor market, several of the jurisdictions reviewed represent larger municipal governments or organizational structures where legislative staff positions may carry additional responsibilities or supervisory authority. As a result, salary ranges in some of those jurisdictions are significantly higher than those typically observed in Ohio municipalities.

To provide a more comparable benchmark, the Administration conducted a second review focused specifically on Ohio cities, examining both salary ranges and minimum qualification requirements for positions performing similar legislative support functions.

This Ohio-focused review provides a clearer comparison of compensation structures within the same regional labor market and governmental framework.

---

<sup>1</sup> Hourly salary ranges were converted to annual rates using 2,080 hours per year. Titles vary across jurisdictions (Deputy Clerk, Assistant Clerk, Council Liaison, etc.), but the positions perform comparable legislative support and records management functions for municipal legislative bodies.

<u>City</u>	<u>Minimum Salary</u>	<u>Maximum Salary</u>	<u>Minimum Qualifications</u>
Cincinnati	\$47,567	\$71,256	2 years advanced clerical or administrative assistant experience
Cleveland	\$60,000	\$89,440	Associate degree preferred; 3-5 years administrative or legislative support experience
Columbus	\$100,360	\$150,613	Bachelor's degree preferred; 4-6 years legislative or government administrative experience
Dayton	\$57,000	\$82,000	High school diploma; 3-4 years administrative or municipal clerical experience
Toledo	\$58,500	\$83,000	Associate degree or equivalent; 3-5 years administrative or records management experience

Among the Ohio cities reviewed, Cincinnati currently has both the lowest minimum and lowest maximum salary range for comparable legislative support positions.

Across the Ohio jurisdictions examined, minimum salaries generally begin between \$57,000 and \$60,000, while maximum salaries typically extend into the low- to mid \$80,000 range, with some cities exceeding those levels depending on organizational structure.

The review also identified differences in minimum qualification requirements. Comparable cities generally require three to five years of administrative or legislative support experience, and several jurisdictions also indicate a preference for an associate or bachelor's degree in a related field.

By comparison, the City of Cincinnati currently requires two years of advanced-level clerical or administrative assistant experience for the Deputy Clerk classification. While the duties performed by the position are comparable to those in peer jurisdictions, the experience requirement is somewhat lower than those observed among comparable Ohio municipalities.

In addition to market competitiveness, compensation adjustments must also consider internal equity within the City's compensation structure. The salary range for the Clerk of Council classification currently ranges from \$97,112.58 to \$128,732.71 annually and maintaining appropriate separation between supervisory and subordinate classifications is necessary to avoid wage compression, which can occur when subordinate classifications approach or exceed the minimum salary of a higher-level position.

### **RECOMMENDED SALARY RANGE**

Based on both the broader municipal comparison and the Ohio-focused market review, the Administration recommends consideration of establishing the following salary range for the Deputy Clerk of Council classification:

**Recommended Salary Range: \$58,500 – \$84,500 annually**

This range would:

- Align Cincinnati more closely with the compensation ranges observed among comparable Ohio municipalities

- Improve the City’s competitiveness in recruiting and retaining qualified candidates for legislative support roles
- Maintain appropriate separation from the salary range for the Clerk of Council classification
- Provide a reasonable range of progression for recruitment, retention, and career advancement within the classification

**ESTIMATED FISCAL IMPACT**

The Office of Budget and Evaluation estimates that the budgetary impact associated with increasing the minimum salary for the Deputy Clerk of Council classification to \$58,500 would be approximately \$33,000 annually. This estimate reflects the cost of adjusting the three currently filled Deputy Clerk positions to the new minimum of the recommended salary range.

This calculation assumes that each of the three incumbents would be moved to a salary of \$58,500. The Office of Budget and Evaluation notes that this estimate does not include any additional costs that may be associated with the currently vacant Deputy Clerk positions, as those impacts would depend on future hiring decisions and starting salary placements.

Any funding required to support adjustments to the Deputy Clerk of Council salary range would need to be accommodated within the existing budget of the Office of the Clerk of Council or identified through a reallocation of resources within that office, unless additional appropriations are authorized by Council.

**SUMMARY**

In summary, the broader review of municipal compensation data showed that salary ranges for similar positions vary widely across the country. Because several of those jurisdictions reflect larger municipal structures or expanded position responsibilities, the Administration conducted a second analysis focused specifically on Ohio municipalities, which provides a more comparable benchmark for evaluating Cincinnati’s compensation structure.

The Ohio comparison indicates that the City of Cincinnati’s current Deputy Clerk salary range of \$47,567 – \$71,256 is below the range observed among comparable Ohio cities, particularly at both the minimum and maximum levels.

Based on this analysis, the Administration recommends consideration of adjusting the salary range for the Deputy Clerk classification to \$58,500 – \$84,500 annually, which would more closely align the City with comparable municipalities while maintaining appropriate separation from the salary range for the Clerk of Council classification.

Positions within the Office of the Clerk of Council are under City Council’s appointing authority. As such, any modification to the salary range for the Deputy Clerk classification would be subject to Council’s discretion. In doing so, Council should also consider the associated fiscal impacts described in the preceding section, including the estimated annual cost of adjusting incumbent salaries and any additional budgetary implications for the Office of the Clerk of Council. Council may choose to enact a budget ordinance to fund these adjustments or direct the Administration to prepare and submit legislation modifying the salary range for the classification.

If Council elects to increase the salary range for the Deputy Clerk classification, the Administration would also recommend reviewing and updating the class specification minimum qualifications to better align with those observed among comparable Ohio municipalities. Specifically, the Administration would recommend increasing the experience requirement to three years of progressively responsible clerical, administrative assistant, or legislative support experience, with an associate degree in a related field preferred.

Aligning the minimum qualifications with comparable cities would help ensure that the classification appropriately reflects the experience and skill level expected for legislative support roles within municipal government.

cc: Latisha Hazell, Director, Department of Human Resources

Date: May 20, 2026

To: Mayor and Members of City Council

From: Sheryl M. M. Long, City Manager

202601578

Subject: Emergency Ordinance – Appropriating Real Property – Wasson Way Phase 7

---

Attached is an emergency ordinance captioned as follows:

**APPROPRIATING** to public use certain real property interests required to construct, establish, reconstruct, improve, maintain, repair, and preserve a shared use path along Reading Road, Whittier Street, Fredonia Avenue, and through to Blair Court, commonly known as Wasson Way Phase 7.

The property appropriations allow for the construction of the Wasson Way Trail Phase 7 PID 114602, as has been reviewed and approved by ODOT, a Shared Use Path between MLK and Blair Court. Project has been funded by Council via Ordinance No 87-2022, and utilizes capital improvement program project accounts, well as funds donated by Tri-State Trails via Ordinance 84-2026.

The reason for the emergency is the immediate need to pursue appropriation so that the City may commence the next phase of the Wasson Way Trail, Phase 7, between MLK and Blair Court, in accordance with the schedules set forth in the latest project schedule and in accordance with the funding agreement between the City and the State of Ohio.

The Administration recommends passage of the attached emergency ordinance.

cc: Greg Long, Interim Director, Transportation and Engineering

**EMERGENCY**

**DMZ**

**- 2026**

**APPROPRIATING** to public use certain real property interests required to construct, establish, reconstruct, improve, maintain, repair, and preserve a shared use path along Reading Road, Whittier Street, Fredonia Avenue, and through to Blair Court, commonly known as Wasson Way Phase 7.

WHEREAS, on June 18, 2025, City Council of the City of Cincinnati passed Resolution No. 52-2025, captioned as follows:

**DECLARING** the intent to appropriate for public use certain real property interests required to construct, establish, reconstruct, improve, maintain, repair, and preserve a shared use path along Reading Road, Whittier Street, Fredonia Avenue, and through to Blair Court, commonly known as Wasson Way Phase 7.

WHEREAS, notice of the passage of said Resolution No. 52-2025 has been served according to law; now, therefore,

BE IT ORDAINED by the Council of the City of Cincinnati, State of Ohio:

Section 1. That it is hereby deemed necessary and hereby declared to be the intent of this Council to appropriate to public use certain property interests including: fee simple (“WD”); highway easement (“SH”); maintenance easement (“MT”); and temporary easement (“T”) interests, in, on, under, over, and across the real property as more particularly described in Attachment A and depicted on Attachment B, both of which are attached hereto and incorporated herein by reference, (collectively, the “Property”) to construct, establish, reconstruct, improve, maintain, repair, and preserve a shared use path open to the public without charge for certain transportation uses along Reading Road, Whittier Street, Fredonia Avenue, and through to Blair Court, commonly known as Wasson Way Phase 7 (ODOT project Wasson Way Phase 7; PID 114602) (the “Project”), with the owners of record, notwithstanding heirs and assigns, of the Property being as follows:

<b><u>Project Parcel</u></b>	<b><u>Owner</u></b>	<b><u>Hamilton Co. Auditor Parcel No.</u></b>
1 WD	Hamilton County Land Reutilization Corporation	105-0001-0037, 0038, 0039, 0223, 0224, 0225
1 T	Hamilton County Land Reutilization Corporation	105-0001-0037, 0038, 0039, 0223, 0224, 0225
2 WD	Hamilton County Land Reutilization Corporation	105-0001-0221
2 T	Hamilton County Land Reutilization Corporation	105-0001-0221
3 WD	MLK Investors, Inc.	105-0001-0035, 0036
3 T	MLK Investors, Inc.	105-0001-0035, 0036
4 WD	Nanny's Multi-Level Learning Center, Inc.	105-0001-0032, 0033, 0034
4 T	Nanny's Multi-Level Learning Center, Inc.	105-0001-0032, 0033, 0034
5 WD	Autozone, Inc	105-0001-0004, 0006, 0007, 0008, 0009, 0010, 0031
5 T	Autozone, Inc	105-0001-0004, 0006, 0007, 0008, 0009, 0010, 0031
6 WD	Hamilton County Land Reutilization Corporation	105-0001-0001, 0003, 0191
6 T	Hamilton County Land Reutilization Corporation	105-0001-0001, 0003, 0191
8 WD	Hamilton County Land Reutilization Corporation	105-0001-0005
8 T	Hamilton County Land Reutilization Corporation	105-0001-0005
9 WD	Hamilton County Land Reutilization Corporation	105-0001-0011, 0208

<b><u>Project Parcel</u></b>	<b><u>Owner</u></b>	<b><u>Hamilton Co. Auditor Parcel No.</u></b>
9 T	Hamilton County Land Reutilization Corporation	105-0001-0011, 0208
10 WD	Allegheny West Conference Corporation of Seventh-Day Adventists	105-0001-0012
10 T	Allegheny West Conference Corporation of Seventh-Day Adventists	105-0001-0012
11 WD	Hamilton County Land Reutilization Corporation	105-0001-0013, 0014, 0193, 0194
11 T	Hamilton County Land Reutilization Corporation	105-0001-0013, 0014, 0193, 0194
29 SH	The Holthaus Partnership	105-0003-0109
29 T	The Holthaus Partnership	105-0003-0109
30 SH	The Holthaus Partnership	060-0003-0139
30 T	The Holthaus Partnership	060-0003-0139
30 MT	The Holthaus Partnership	060-0003-0139
31 SH	1410 Carolina Ave, LLC	060-0003-0047
31 T	1410 Carolina Ave, LLC	060-0003-0047
34 SH	Darrick Ramsey	060-0003-0051
34 T	Darrick Ramsey	060-0003-0051
36 T	EBT Investments, LLC	060-0003-0053
41 T	Hamilton County Land Reutilization Corporation	060-0003-0036
42 T	Beehive Realty Investment and Development LLC	060-0003-0040

<b><u>Project Parcel</u></b>	<b><u>Owner</u></b>	<b><u>Hamilton Co. Auditor Parcel No.</u></b>
101 WD	Hamilton County Land Reutilization Corporation	105-0001-0112-9
101 T	Hamilton County Land Reutilization Corporation	105-0001-0112-9
102 WD	Hamilton County Land Reutilization Corporation	105-0001-0192
102 T	Hamilton County Land Reutilization Corporation	105-0001-0192
103 WD	Hamilton County Land Reutilization Corporation	105-0001-0113 and 0114
103 T	Hamilton County Land Reutilization Corporation	105-0001-0113 and 0114
104 WD	Hamilton County Land Reutilization Corporation	105-0001-0197
104 T	Hamilton County Land Reutilization Corporation	105-0001-0197
106 WD	Hamilton County Land Reutilization Corporation	105-0001-0115, 0269, 0270, 0271, 0272
106 T	Hamilton County Land Reutilization Corporation	105-0001-0115, 0269, 0270, 0271, 0272
107 WD	Hamilton County Land Reutilization Corporation	105-0002-0062
107 T	Hamilton County Land Reutilization Corporation	105-0002-0062
112 WD	Varland Metal Service, Inc.	060-0004-0002
112 T	Varland Metal Service, Inc.	060-0004-0002
119 WD	Dellway Storage, LP	060-0003-0056 105-0003-0025

<u>Project Parcel</u>	<u>Owner</u>	<u>Hamilton Co. Auditor Parcel No.</u>
119 SH	Dellway Storage, LP	060-0003-0056 105-0003-0025
119 T	Dellway Storage, LP	060-0003-0056 105-0003-0025

Section 2. That the City Solicitor is hereby authorized to commence proceedings in a proper court by filing a complaint for appropriation of the foregoing parcels at such time as the City has met the requirements of R.C. Section 163.04.

Section 3. That at any time prior or subsequent to the filing of a complaint or complaints for appropriation, the City Manager is hereby authorized, with the approval of the City Solicitor, to acquire by purchase the real property interests described in Section 1 hereof, and in connection with such acquisition, or for the preparation of court proceedings, to enter into special contracts for necessary services, expert or otherwise, as the same may be required.

Section 4. That this ordinance shall be an emergency measure necessary for the preservation of the public peace, health, safety, and general welfare and shall, subject to the terms of Article II, Section 6 of the Charter, be effective immediately. The reason for the emergency is the immediate need to file complaints for appropriation and to acquire the real property interests necessary to commence the Project without delay.

Passed: \_\_\_\_\_, 2026

\_\_\_\_\_  
Aftab Pureval, Mayor

Attest: \_\_\_\_\_  
Clerk


**ATTACHMENT A**

**CITY OF CINCINNATI  
DEPARTMENT OF TRANSPORTATION  
AND ENGINEERING**

**1-WD-1  
June, 2025**

Situate in Section 8, Town 3, Fractional Range 2, Millcreek Township, City of Cincinnati, Hamilton County, Ohio and being part of Lots 4 through 9 of the Bowman Terrace Subdivision as recorded in Plat Book 25, Page 76 and being part of a tract conveyed to Hamilton County Land Reutilization Corporation in O.R. 15366, Pg. 2013 and being more particularly described as follows:

Commencing at the intersection of the east line of Reading Road, R/W varies and the south line of Union Street, 40' R/W; thence with the east line of said Reading Road, South 14°49'45" West, 30.54 feet to a set 5/8" iron pin at the Point of Beginning; thence with the north line of said Lot 9, South 85°59'15" East, 12.49 feet to a set 5/8" iron pin; thence with the new right of way line of said Reading Road the following four courses; South 11°21'20" West, 39.62 feet to a set 5/8" iron pin; thence South 09°03'35" West, 48.90 feet to a set 5/8" iron pin; thence South 07°10'49" West, 48.94 feet to a set 5/8" iron pin; thence South 05°01'16" West, 42.72 feet to a set 5/8" iron pin in the north line of Bowman Terrace, R/W varies; thence with the north line of said Bowman Terrace, North 85°59'15" West, 18.31 feet to a set 5/8" iron pin at the intersection of the north line of said Bowman Terrace and the east line of said Reading Road; thence with the east line of Reading Road the following two courses, North 04°37'45" East, 86.88 feet to a set 5/8" iron pin; thence North 14°49'45" East, 94.38 feet to the Point of Beginning. Containing 3,136 square feet of land more or less (0.0720 acres). Bearings based on NAD 83 (2011). Subject to all legal highways, easements and restrictions of record. Based on a survey performed under the direction of Douglas C. Spreen II, Ohio Registration Number 8238.




**CITY OF CINCINNATI  
DEPARTMENT OF TRANSPORTATION  
AND ENGINEERING**

**1-T-1  
June, 2025**

Situate in Section 8, Town 3, Fractional Range 2, Millcreek Township, City of Cincinnati, Hamilton County, Ohio and being part of Lots 4 through 9 of the Bowman Terrace Subdivision as recorded in Plat Book 25, Page 76 and being part of a tract conveyed to Hamilton County Land Reutilization Corporation in O.R. 15366, Pg. 2013 and being more particularly described as follows:

Commencing at the intersection of the east line of Reading Road, R/W varies and the south line of Union Street, 40' R/W; thence with the said south line of Union Street, South 85°59'15" East, 11.57 feet to a point; thence continuing with the south line of said Union Street, South 85°59'15" East, 5.08 feet to a point; thence South 13°53'37" West, 22.04 feet to a point; thence South 11°21'20" West, 8.36 feet to the Point of Beginning; thence South 11°21'20" West, 40.17 feet to a point; thence South 09°03'35" West, 48.72 feet to a point; thence South 07°10'49" West, 48.76 feet to a point; thence South 05°01'16" West, 42.53 feet to a point in the north line of Bowman Terrace, R/W varies; thence with the north line of said Bowman Terrace, North 85°59'15" West, 5.00 feet to a point; thence North 05°01'16" East, 42.72 feet to a point; thence North 07°10'49" East, 48.94 feet to a point; thence North 09°03'35" East, 48.90 feet to a point; thence North 11°21'20" East, 39.62 feet to a point; thence South 85°59'15" East, 5.04 feet to the Point of Beginning. Containing 901 square feet of land more or less. Bearings based on NAD 83 (2011). Subject to all legal highways, easements and restrictions of record. Based on a survey performed under the direction of Douglas C. Spreen II, Ohio Registration Number 8238.




**CITY OF CINCINNATI  
DEPARTMENT OF TRANSPORTATION  
AND ENGINEERING**

**2-WD-1  
June, 2025**

Situate in Section 8, Town 3, Fractional Range 2, Millcreek Township, City of Cincinnati, Hamilton County, Ohio and being part of Lot 10 of the Bowman Terrace Subdivision as recorded in Plat Book 25, Page 76 and being part of a tract conveyed to Hamilton County Land Reutilization Corporation in O.R. 14970, Pg. 1339 and being more particularly described as follows:

Beginning at a set 5/8" iron pin at the intersection of the east line of Reading Road, R/W varies and the south line of Union Street, 40' R/W; thence with the south line of said Union Street, South 85°59'15" East, 11.57 feet to a set 5/8" iron pin; thence with the new right of way line of said Reading Road the following two courses; South 13°53'37" West, 21.28 feet to a set 5/8" iron pin; thence South 11°21'20" West, 9.11 feet to a set 5/8" iron pin; thence with the south line of said Lot 10, North 85°59'15" West, 12.49 feet to set 5/8" iron pin in the east line of said Reading Road; thence with the east line of said Reading Road, North 14°49'45" East, 30.54 feet to the Point of Beginning. Containing 357 square feet of land more or less (0.0082 acres). Bearings based on NAD 83 (2011). Subject to all legal highways, easements and restrictions of record. Based on a survey performed under the direction of Douglas C. Spreen II, Ohio Registration Number 8238.




**CITY OF CINCINNATI  
DEPARTMENT OF TRANSPORTATION  
AND ENGINEERING**

**2-T-1  
June, 2025**

Situate in Section 8, Town 3, Fractional Range 2, Millcreek Township, City of Cincinnati, Hamilton County, Ohio and being part of Lot 10 of the Bowman Terrace Subdivision as recorded in Plat Book 25, Page 76 and being part of a tract conveyed to Hamilton County Land Reutilization Corporation in O.R. 14970, Pg. 1339 and being more particularly described as follows:

Commencing at the intersection of the east line of Reading Road, R/W varies and the south line of Union Street, 40' R/W; thence with the south line of said Union Street, South 85°59'15" East, 11.57 feet to the Point of Beginning; thence continuing with the south line of said Union Street, South 85°59'15" East, 5.08 feet to a point; thence South 13°53'37" West, 22.04 feet to a point; thence South 11°21'20" West, 8.36 feet to a point; thence North 85°59'15" West, 5.04 feet to a point; thence North 11°21'20" East, 9.11 feet to a point; thence North 13°53'37" East, 21.28 feet to the Point of Beginning. Containing 152 square feet of land more or less. Bearings based on NAD 83 (2011). Subject to all legal highways, easements and restrictions of record. Based on a survey performed under the direction of Douglas C. Spreen II, Ohio Registration Number 8238.




**CITY OF CINCINNATI  
DEPARTMENT OF TRANSPORTATION  
AND ENGINEERING**

**3-WD-1  
June, 2023**

Situate in Section 8, Town 3, Fractional Range 2, Millcreek Township, City of Cincinnati, Hamilton County, Ohio and being part of Lots 1 and 2 of the J. Elsas Subdivision of Lot 3 of the Wade Estate as recorded in Plat Book 4, Page 47 and being part of a tract conveyed to MLK Investors I, LLC in O.R. 13034, Pg. 1562 and being more particularly described as follows:

Beginning at a set 5/8" iron pin at the intersection of the east line of Reading Road, R/W varies and the north line of Union Street, 40' R/W; thence with the said east line of Reading Road, North 14°49'45" East, 50.00 feet to a set 5/8" iron pin; thence with the north line of said Lot 2, South 85°58'54" East, 10.42 feet to a set 5/8" iron pin; thence with the new right of way line of said Reading Road the following two courses; South 14°59'11" West, 12.80 feet to a set 5/8" iron pin; thence South 14°00'57" West, 37.11 feet to a set 5/8" iron pin in the north line of said Union Street; thence with the north line of said Union Street, North 85°58'54" West, 10.92 feet to the Point of Beginning. Containing 520 square feet of land more or less (0.0119 acres). Bearings based on NAD 83 (2011). Subject to all legal highways, easements and restrictions of record. Based on a survey performed under the direction of Douglas C. Spreen II, Ohio Registration Number 8238.



**CITY OF CINCINNATI  
DEPARTMENT OF TRANSPORTATION  
AND ENGINEERING**

**3-T-1  
June, 2023**

Situate in Section 8, Town 3, Fractional Range 2, Millcreek Township, City of Cincinnati, Hamilton County, Ohio and being part of Lots 1 and 2 of the J. Elsas Subdivision of Lot 3 of the Wade Estate as recorded in Plat Book 4, Page 47 and being part of a tract conveyed to MLK Investors I, LLC in O.R. 13034, Pg. 1562 and being more particularly described as follows:

Commencing at the intersection of the east line of Reading Road, R/W varies and the north line of Union Street, 40' R/W; thence with the said east line of Reading Road, North 14°49'45" East, 50.00 feet to a point; thence with the north line of said Lot 2, South 85°58'54" East, 10.42 feet to the Point of Beginning; thence continuing with the north line of said Lot 2, South 85°58'54" East, 5.09 feet to a point; thence South 14°59'11" West, 13.73 feet to a point; thence South 14°00'57" West, 36.18 feet to a point in the north line of said Union Street; thence with the north line of said Union Street, North 85°58'54" West, 5.08 feet to a point; thence with the new right of way line of said Reading Road the following two courses; North 14°00'57" East, 37.11 feet to a point; thence North 14°59'11" East, 12.80 feet to the Point of Beginning. Containing 250 square feet of land more or less. Bearings based on NAD 83 (2011). Subject to all legal highways, easements and restrictions of record. Based on a survey performed under the direction of Douglas C. Spreen II, Ohio Registration Number 8238.

**CITY OF CINCINNATI  
DEPARTMENT OF TRANSPORTATION  
AND ENGINEERING**

**4-WD-1  
June, 2023**

Situate in Section 8, Town 3, Fractional Range 2, Millcreek Township, City of Cincinnati, Hamilton County, Ohio and being part of Lots 3, 4 and 5 of the J. Elsas Subdivision of Lot 3 of the Wade Estate as recorded in Plat Book 4, Page 47 and being part of a tract conveyed to Nanny's Multi-Level Learning Center, Inc. in O.R. 6874, Pg. 17 and being more particularly described as follows:

Beginning at a set 5/8" iron pin at the intersection of the east line of Reading Road, R/W varies and the south line of said Lot 3; thence with the said east line of Reading Road, North 14°49'45" East, 65.00 feet to a set 5/8" iron pin; thence with the south line of a tract conveyed to Autozone Inc. in O.R. 5046, Pg. 650, South 85°58'54" East, 11.54 feet to a set 5/8" iron pin; thence with the new right of way line of said Reading Road the following two courses; South 16°48'45" West, 28.76 feet to a set Mag nail; thence South 14°59'11" West, 36.47 feet to a set 5/8" iron pin in the south line of said Lot 3; thence with the south line of said Lot 3, North 85°58'54" West, 10.42 feet to the Point of Beginning. Containing 684 square feet of land more or less (0.0157 acres). Bearings based on NAD 83 (2011). Subject to all legal highways, easements and restrictions of record. Based on a survey performed under the direction of Douglas C. Spreen II, Ohio Registration Number 8238.



**CITY OF CINCINNATI  
DEPARTMENT OF TRANSPORTATION  
AND ENGINEERING**

**4-T-1  
June, 2023**

Situate in Section 8, Town 3, Fractional Range 2, Millcreek Township, City of Cincinnati, Hamilton County, Ohio and being part of Lots 3, 4 and 5 of the J. Elsas Subdivision of Lot 3 of the Wade Estate as recorded in Plat Book 4, Page 47 and being part of a tract conveyed to Nanny's Multi-Level Learning Center, Inc. in O.R. 6874, Pg. 17 and being more particularly described as follows:

Commencing at the intersection of the east line of Reading Road, R/W varies and the south line of said Lot 3; thence with the said east line of Reading Road, North 14°49'45" East, 65.00 feet to a point; thence with the south line of a tract conveyed to Autozone Inc. in O.R. 5046, Pg. 650, South 85°58'54" East, 11.54 feet to the Point of Beginning; thence with the south line of said Autozone Inc. tract, South 85°58'54" East, 5.13 feet to a point; thence South 16°48'45" West, 29.82 feet to a point; thence South 14°59'11" West, 35.42 feet to a point; thence with the south line of said Lot 3, North 85°58'54" West, 5.09 feet to a point; thence with the new right of way line of said Reading Road the following two courses; North 14°59'11" East, 36.47 feet to a point; thence North 16°48'45" East, 28.76 feet to the Point of Beginning. Containing 326 square feet of land more or less. Bearings based on NAD 83 (2011). Subject to all legal highways, easements and restrictions of record. Based on a survey performed under the direction of Douglas C. Spreen II, Ohio Registration Number 8238.

**CITY OF CINCINNATI  
DEPARTMENT OF TRANSPORTATION  
AND ENGINEERING**

**5-WD-1  
Tract "A"  
June, 2023**

Situate in Section 8, Town 3, Fractional Range 2, Millcreek Township, City of Cincinnati, Hamilton County, Ohio and being part of Lots 5, 6 and 7 of the J. Elsas Subdivision of Lot 3 of the Wade Estate as recorded in Plat Book 4, Page 47 and part of Lots 1 and 2 of the C. Donaldson's Subdivision of a part of Beech Grove as recorded in Plat Book 2, Page 47 and being part of a tract conveyed to Autozone Inc. in O.R. 5008, Pg. 993 and O.R. 5046, Pg. 650 and being more particularly described as follows:

Commencing at the intersection of the east line of Reading Road, R/W varies and the north line of Union Street, 40' R/W; thence with the east line of said Reading Road, North  $14^{\circ}49'45''$  East, 115.00 feet to a set 5/8" iron pin at the Point of Beginning; thence continuing with the said east line of Reading Road the following two courses, North  $14^{\circ}49'45''$  East, 86.20 feet to a set cross notch; thence North  $22^{\circ}55'51''$  East, 139.57 feet to a set 5/8" iron pin; thence with the south line of a tract conveyed to Uptown Transportation Authority, LLC in O.R. 14376, Pg. 1858, South  $78^{\circ}59'56''$  East, 13.10 feet to a set Mag nail; thence with the new right of way line of said Reading Road the following six courses; South  $24^{\circ}34'28''$  West, 7.18 feet to a set cross notch; thence South  $22^{\circ}55'38''$  West, 49.23 feet to a set 5/8" iron pin; thence South  $21^{\circ}38'19''$  West, 49.05 feet to a set 5/8" iron pin; thence South  $19^{\circ}21'54''$  West, 49.08 feet to a set cross notch; thence South  $18^{\circ}08'32''$  West, 49.33 feet to a set 5/8" iron pin; thence South  $16^{\circ}48'45''$  West, 20.41 feet to a set 5/8" iron pin; thence with the north line of a tract conveyed to Nanny's Multi-Level Learning Center, Inc. in O.R. 6874, Pg. 17, North  $85^{\circ}58'54''$  West, 11.54 feet to the Point of Beginning. Containing 3,006 square feet of land more or less (0.0690 acres). Bearings based on NAD 83 (2011). Subject to all legal highways, easements and

restrictions of record. Based on a survey performed under the direction of Douglas C. Spreen II,  
Ohio Registration Number 8238.



**CITY OF CINCINNATI  
DEPARTMENT OF TRANSPORTATION  
AND ENGINEERING**

**5-WD-1  
Tract "B"  
June, 2023**


Situate in Section 8, Town 3, Fractional Range 2, Millcreek Township, City of Cincinnati, Hamilton County, Ohio and part of Lot 2 of the C. Donaldson's Subdivision of a part of Beech Grove as recorded in Plat Book 2, Page 47 and being part of a tract conveyed to Autozone Inc. in O.R. 5008, Pg. 993 and O.R. 5046, Pg. 650 and being more particularly described as follows:

Commencing at the intersection of the east line of Reading Road, R/W varies and the south line of Whittier Street, 50' R/W; thence with the south line of said Whittier Street, South 73°47'04" East, 137.45 feet to a set 5/8" iron pin at the Point of Beginning; thence continuing with the south line of said Whittier Street, South 73°47'04" East, 26.00 feet to a set 5/8" iron pin; thence South 11°39'03" West, 26.94 feet to a set 5/8" iron pin; thence with the new right of way line of said Whittier Street, North 79°14'37" West, 27.20 feet to a set Mag nail; thence North 14°08'52" East, 29.46 feet to the Point of Beginning. Containing 749 square feet of land more or less (0.0172 acres). Bearings based on NAD 83 (2011). Subject to all legal highways, easements and restrictions of record. Based on a survey performed under the direction of Douglas C. Spreen II, Ohio Registration Number 8238.



**CITY OF CINCINNATI  
DEPARTMENT OF TRANSPORTATION  
AND ENGINEERING**

**5-T-1  
(Area "A")  
March 2025**



Situate in Section 8, Town 3, Fractional Range 2, Millcreek Township, City of Cincinnati, Hamilton County, Ohio and being part of Lots 5, 6 and 7 of the J. Elsas Subdivision of Lot 3 of the Wade Estate as recorded in Plat Book 4, Page 47 and part of Lots 1 and 2 of the C. Donaldson's Subdivision of a part of Beech Grove as recorded in Plat Book 2, Page 47 and being part of a tract conveyed to Autozone Inc. in O.R. 5008, Pg. 993 and O.R. 5046, Pg. 650 and being more particularly described as follows:

Commencing at the intersection of the east line of Reading Road, R/W varies and the north line of Union Street, 40' R/W; thence with the east line of said Reading Road, North 14°49'45" East, 115.00 feet to a point; thence South 85°58'54" East, 11.54 feet to the Point of Beginning; thence with the new right of way line of said Reading Road the following six courses; North 16°48'45" East, 20.41 feet to a point; thence North 18°08'32" East, 49.33 feet to a point; thence North 19°21'54" East, 49.08 feet to a point; thence North 21°38'19" East, 49.05 feet to a point; thence North 22°55'38" East, 49.23 feet to a point; thence North 24°34'28" East, 7.18 feet to a point; thence with the south line of a tract conveyed to Uptown Transportation Authority, LLC in O.R. 14376, Pg. 1858, South 78°59'56" East, 25.42 feet to a point; thence South 22°46'50" West, 73.34 feet to a point; thence North 67°25'21" West, 20.00 feet to a point; thence, South 21°37'56" West, 37.04 feet to a point; South 19°21'54" West, 14.80 feet to a point; thence South 71°07'39" East, 20.00 feet to a point; thence South 18°48'33" West, 61.84 feet to a point; thence North 85°58'54" West, 20.63 feet to a point; thence South 18°08'32" West, 16.22 feet to a point; thence South 16°48'45" West, 19.21 feet to a point; thence North 85°58'54" West, 5.13 feet to the Point of Beginning. Containing 3,855 square feet of land more or less. Bearings based on NAD 83 (2011). Subject to all legal highways, easements and restrictions of record. Based on a survey performed under the direction of Douglas C. Spreen II, Ohio Registration Number 8238.

**CITY OF CINCINNATI  
DEPARTMENT OF TRANSPORTATION  
AND ENGINEERING**

**5-T-1  
(Area "B")  
June, 2023**

Situate in Section 8, Town 3, Fractional Range 2, Millcreek Township, City of Cincinnati, Hamilton County, Ohio and being part of and part of Lot 2 of the C. Donaldson's Subdivision of a part of Beech Grove as recorded in Plat Book 2, Page 47 and being part of a tract conveyed to Autozone Inc. in O.R. 5008, Pg. 993 and O.R. 5046, Pg. 650 and being more particularly described as follows:


Commencing at the intersection of the east line of Reading Road, R/W varies and the south line of Whittier Street, 50' R/W; thence with the south line of said Whittier Street, South  $73^{\circ}47'04''$  East, 137.45 feet to a point; thence South  $14^{\circ}08'52''$  West, 29.46 feet to the Point of Beginning; thence South  $79^{\circ}14'37''$  East, 27.20 feet to a point; thence South  $11^{\circ}39'03''$  West, 5.00 feet to a point; thence North  $79^{\circ}14'37''$  West, 27.42 feet to a point; thence North  $14^{\circ}08'52''$  East, 5.01 feet to the Point of Beginning. Containing 136 square feet of land more or less. Bearings based on NAD 83 (2011). Subject to all legal highways, easements and restrictions of record. Based on a survey performed under the direction of Douglas C. Spreen II, Ohio Registration Number 8238.

**CITY OF CINCINNATI  
DEPARTMENT OF TRANSPORTATION  
AND ENGINEERING**

**6-WD-1  
Tract "A"  
June, 2025**

Situate in Section 8, Town 3, Fractional Range 2, Millcreek Township, City of Cincinnati, Hamilton County, Ohio and being part of Lot 2 of the C. Donaldson's Subdivision of a part of Beech Grove as recorded in Plat Book 2, Page 47 and being part of a tract conveyed to Hamilton County Land Reutilization Corporation in O.R. 15366, Pg. 2013 and being more particularly described as follows:

Commencing at the intersection of the east line of Reading Road, R/W varies and the south line of Whittier Street, 50' R/W; thence with the east line of said Reading Road the following two courses, South 23°49'26" West, 60.08 feet to a point; thence South 22°55'51" West, 24.92 feet to a set 5/8" iron pin at the Point of Beginning; thence with the south line of a tract conveyed to Martin Media in O.R. 5797, Pg. 1761, South 78°47'22" East, 13.80 feet to a set 5/8" iron pin; thence with the new right of way line of said Reading Road, South 24°34'28" West, 24.44 feet to a set Mag nail; thence North 78°59'56" West, 13.10 feet to a set 5/8" iron pin in the east line of said Reading Road; thence with the east line of said Reading Road, North 22°55'51" East, 24.33 feet to the Point of Beginning. Containing 320 square feet of land more or less (0.0073 acres). Bearings based on NAD 83 (2011). Subject to all legal highways, easements and restrictions of record. Based on a survey performed under the direction of Douglas C. Spreen II, Ohio Registration Number 8238.




**CITY OF CINCINNATI  
DEPARTMENT OF TRANSPORTATION  
AND ENGINEERING**

**6-WD-1  
Tract "B"  
June, 2025**

Situate in Section 8, Town 3, Fractional Range 2, Millcreek Township, City of Cincinnati, Hamilton County, Ohio and being part of Lot 2 of the C. Donaldson's Subdivision of a part of Beech Grove as recorded in Plat Book 2, Page 47 and being part of a tract conveyed to Hamilton County Land Reutilization Corporation in O.R. 15366, Pg. 2013 and being more particularly described as follows:

Beginning at a set 5/8" iron pin at the intersection of the east line of Reading Road, R/W varies and the south line of Whittier Street, 50' R/W; thence with the south line of said Whittier Street, South 73°47'04" East, 137.45 feet to a set 5/8" iron pin; thence South 14°08'52" West, 29.46 feet to a set Mag nail; thence with the new right of way line of said Whittier Street, North 79°14'37" West, 26.89 feet to a set 5/8" iron pin; thence North 73°44'17" West, 100.81 feet to a set 5/8" iron pin; thence with the new right of way line of said Reading Road, South 25°28'01" West, 22.89 feet to a set 5/8" iron pin; thence North 73°47'04" West, 14.54 feet to a set 5/8" iron pin; thence with the old right of way of said Reading Road, North 23°49'26" East, 55.00 feet to the Point of Beginning. Containing 4,782 square feet of land more or less (0.1098 acres). Bearings based on NAD 83 (2011). Subject to all legal highways, easements and restrictions of record. Based on a survey performed under the direction of Douglas C. Spreen II, Ohio Registration Number 8238.




**CITY OF CINCINNATI  
DEPARTMENT OF TRANSPORTATION  
AND ENGINEERING**

**6-T-1  
Area "A"  
June, 2025**

Situate in Section 8, Town 3, Fractional Range 2, Millcreek Township, City of Cincinnati, Hamilton County, Ohio and being part of Lot 2 of the C. Donaldson's Subdivision of a part of Beech Grove as recorded in Plat Book 2, Page 47 and being part of a tract conveyed to Hamilton County Land Reutilization Corporation in O.R. 15366, Pg. 2013 and being more particularly described as follows:

Commencing at the intersection of the east line of Reading Road, R/W varies and the south line of Whittier Street, 50' R/W; thence with the east line of said Reading Road the following two courses, South 23°49'26" West, 60.08 feet to a point; thence South 22°55'51" West, 24.92 feet to a point; thence with the south line of a tract conveyed to Martin Media in O.R. 5797, Pg. 1761, South 78°47'22" East, 13.80 feet to the Point of Beginning; thence continuing with the said Martin Media tract, South 78°47'22" East, 5.14 feet to a point; thence South 24°34'28" West, 24.42 feet to a point; thence North 78°59'56" West, 5.14 feet to a point in the east line of said Reading Road; thence with the east line of said Reading Road, North 24°34'28" East, 24.44 feet to the Point of Beginning. Containing 122 square feet of land more or less. Bearings based on NAD 83 (2011). Subject to all legal highways, easements and restrictions of record. Based on a survey performed under the direction of Douglas C. Spreen II, Ohio Registration Number 8238.




**CITY OF CINCINNATI  
DEPARTMENT OF TRANSPORTATION  
AND ENGINEERING**

**6-T-1  
Area "B"  
June, 2025**

Situate in Section 8, Town 3, Fractional Range 2, Millcreek Township, City of Cincinnati, Hamilton County, Ohio and being part of Lot 2 of the C. Donaldson's Subdivision of a part of Beech Grove as recorded in Plat Book 2, Page 47 and being part of a tract conveyed to Hamilton County Land Reutilization Corporation in O.R. 15366, Pg. 2013 and being more particularly described as follows:

Commencing at the intersection of the east line of Reading Road, R/W varies and the south line of Whittier Street, 50' R/W; thence with the south line of said Whittier Street, South 73°47'04" East, 137.45 feet to a point; thence South 14°08'52" West, 29.46 feet to the Point of Beginning; thence South 14°08'52" West, 5.01 feet to a point; thence North 79°14'37" West, 26.83 feet to a point; thence North 73°44'17" West, 96.80 feet to a point; thence South 25°28'01" West, 17.83 feet to a point; thence North 73°47'04" West, 5.07 feet to a point; thence North 25°28'01" East, 22.89 feet to a point; thence South 73°44'17" East, 100.81 feet to a point; thence South 79°14'37" East, 26.89 feet to the Point of Beginning. Containing 730 square feet of land more or less. Bearings based on NAD 83 (2011). Subject to all legal highways, easements and restrictions of record. Based on a survey performed under the direction of Douglas C. Spreen II, Ohio Registration Number 8238.




**CITY OF CINCINNATI  
DEPARTMENT OF TRANSPORTATION  
AND ENGINEERING**

**8-WD-1  
June 2025**

Situate in Section 8, Town 3, Fractional Range 2, Millcreek Township, City of Cincinnati, Hamilton County, Ohio and being part of Lots 2 and 3 of the C. Donaldson's Subdivision of a part of Beech Grove as recorded in Plat Book 2, Page 47 and being part of a tract conveyed to Hamilton County Land Reutilization Corporation in O.R. 14970, Pg. 1339 and being more particularly described as follows:

Commencing at the intersection of the east line of Reading Road, R/W varies and the south line of Whittier Street, 50' R/W; thence with the south line of said Whittier Street, South  $73^{\circ}47'04''$  East, 163.45 feet to a set 5/8" iron pin at the Point of Beginning; thence continuing with the south line of said Whittier Street, South  $73^{\circ}47'04''$  East, 26.00 feet to a set 5/8" iron pin; thence South  $05^{\circ}00'03''$  West, 24.59 feet to a set 5/8" iron pin in the new right of way line of said Whittier Street; thence with the new right of way line of said Whittier Street, North  $79^{\circ}14'37''$  West, 28.77 feet to a set 5/8" iron pin; thence North  $11^{\circ}39'03''$  East, 26.94 feet to the Point of Beginning. Containing 701 square feet of land more or less (0.0161 acres). Bearings based on NAD 83 (2011). Subject to all legal highways, easements and restrictions of record. Based on a survey performed under the direction of Douglas C. Spreen II, Ohio Registration Number 8238.




**CITY OF CINCINNATI  
DEPARTMENT OF TRANSPORTATION  
AND ENGINEERING**

**8-T-1  
April 2025**

Situate in Section 8, Town 3, Fractional Range 2, Millcreek Township, City of Cincinnati, Hamilton County, Ohio and being part of Lots 2 and 3 of the C. Donaldson's Subdivision of a part of Beech Grove as recorded in Plat Book 2, Page 47 and being part of a tract conveyed to Uptown Transportation Authority, LLC in O.R. 12845, Pg. 1931 and being more particularly described as follows:

Commencing at the intersection of the east line of Reading Road, R/W varies and the south line of Whittier Street, 50' R/W; thence with the south line of said Whittier Street, South 73°47'04" East, 163.45 feet to a point; thence South 11°39'03" West, 26.94 feet to the new right of way line of said Whittier Street and being the Point of Beginning; thence with the new right of way line of said Whittier Street, South 79°14'37" East, 28.77 feet to a point; thence South 05°00'03" West, 5.05 feet to a point; thence North 79°12'07" West, 29.35 feet to a point; thence North 11°39'03" East, 5.00 feet to the Point of Beginning. Containing 146 square feet of land more or less. Bearings based on NAD 83 (2011). Subject to all legal highways, easements and restrictions of record. Based on a survey performed under the direction of Douglas C. Spreen II, Ohio Registration Number 8238.




**CITY OF CINCINNATI  
DEPARTMENT OF TRANSPORTATION  
AND ENGINEERING**

**9-WD-1  
June 2025**

Situate in Section 8, Town 3, Fractional Range 2, Millcreek Township, City of Cincinnati, Hamilton County, Ohio and being part of Lots 2 and 3 of the C. Donaldson's Subdivision of a part of Beech Grove as recorded in Plat Book 2, Page 47 and being part of a tract conveyed to Hamilton County Land Reutilization Corporation in O.R. 14970, Pg. 1339 and being more particularly described as follows:

Commencing at the intersection of the east line of Reading Road, R/W varies and the south line of Whittier Street, 50' R/W; thence with the south line of said Whittier Street, South 73°47'04" East, 189.45 feet to a set 5/8" iron pin at the Point of Beginning; thence continuing with the south line of said Whittier Street the following two courses; South 73°47'04" East, 67.12 feet to a set 5/8" iron pin; thence South 87°09'33" East, 32.88 feet to a set 5/8" iron pin; thence South 00°58'40" West, 24.08 feet to a set 5/8" iron pin in the new right of way line of said Whittier Street; thence with the new right of way line of said Whittier Street, on a curve to the right having a radius of 314.00 feet, a chord bearing North 81°12'36" West, 64.63 feet, 64.74 feet as measured along said curve to a set 5/8" iron pin; thence North 74°31'15" West, 8.58 feet to a set 5/8" iron pin; thence North 73°50'28" West, 27.99 feet to a set 5/8" iron pin; thence North 05°00'03" East, 24.59 feet to the Point of Beginning. Containing 2,376 square feet of land more or less (0.0545 acres). Bearings based on NAD 83 (2011). Subject to all legal highways, easements and restrictions of record. Based on a survey performed under the direction of Douglas C. Spreen II, Ohio Registration Number 8238.




**CITY OF CINCINNATI  
DEPARTMENT OF TRANSPORTATION  
AND ENGINEERING**

**9-T-1  
June 2025**

Situate in Section 8, Town 3, Fractional Range 2, Millcreek Township, City of Cincinnati, Hamilton County, Ohio and being part of Lots 2 and 3 of the C. Donaldson's Subdivision of a part of Beech Grove as recorded in Plat Book 2, Page 47 and being part of a tract conveyed to Hamilton County Land Reutilization Corporation in O.R. 14970, Pg. 1339 and being more particularly described as follows:

Commencing at the intersection of the east line of Reading Road, R/W varies and the south line of Whittier Street, 50' R/W; thence with the south line of said Whittier Street, South 73°47'04" East, 189.45 feet to a point; thence South 05°00'03" West, 24.59 feet to the Point of Beginning; thence South 73°50'28" East, 27.99 feet to a point; thence South 74°31'15" East, 8.58 feet to a point; thence on a curve to the left having a radius of 314.00 feet a chord bearing South 81°12'36" East, 64.63 feet, 64.74 feet as measured along said curve to a point; thence South 00°58'40" West, 5.00 feet; thence on a curve to the right having a radius of 319.00 feet a chord bearing North 80°26'32" West, 74.48 feet, 74.65 feet as measured along said curve to a point; thence North 73°44'17" West, 27.01 feet to a point; thence North 05°00'03" East, 5.05 feet to the Point of Beginning. Containing 507 square feet of land more or less. Bearings based on NAD 83 (2011). Subject to all legal highways, easements and restrictions of record. Based on a survey performed under the direction of Douglas C. Spreen II, Ohio Registration Number 8238.



**CITY OF CINCINNATI  
DEPARTMENT OF TRANSPORTATION  
AND ENGINEERING**

**10-WD-1  
June, 2023**

Situate in Section 8, Town 3, Fractional Range 2, Millcreek Township, City of Cincinnati, Hamilton County, Ohio and being part of Lots 2 and 3 of the C. Donaldson's Subdivision of a part of Beech Grove as recorded in Plat Book 2, Page 47 and being part of a tract conveyed to Allegheny West Conference Corporation of Seventh-Day Adventists in O.R. 12887, Pg. 787 and being more particularly described as follows:

Commencing at the intersection of the east line of Reading Road, R/W varies and the south line of Whittier Street, 50' R/W; thence with the south line of said Whittier Street, South 73°47'04" East, 256.57 feet to a point; thence continuing with the south line of said Whittier Street, South 87°09'33" East, 32.88 feet to a set 5/8" iron pin at the Point of Beginning; thence continuing with the south line of said Whittier Street, South 87°09'33" East, 51.85 feet to a set 5/8" iron pin; thence South 00°58'36" West, 24.07 feet to a set 5/8" iron pin in the new right of way line of said Whittier Street; thence with the new right of way line of said Whittier Street, North 87°10'20" West, 51.55 feet to a point; thence on a curve to the right having a radius of 314.00 feet, a chord bearing North 87°08'39" West, 0.30 feet, 0.30 feet as measured along said curve to a set 5/8" iron pin; thence North 00°58'40" East, 24.08 feet to the Point of Beginning. Containing 1,248 square feet of land more or less (0.0287 acres). Bearings based on NAD 83 (2011). Subject to all legal highways, easements and restrictions of record. Based on a survey performed under the direction of Douglas C. Spreen II, Ohio Registration Number 8238.



**CITY OF CINCINNATI  
DEPARTMENT OF TRANSPORTATION  
AND ENGINEERING**

**10-T-1  
June, 2023**

Situate in Section 8, Town 3, Fractional Range 2, Millcreek Township, City of Cincinnati, Hamilton County, Ohio and being part of Lots 2 and 3 of the C. Donaldson's Subdivision of a part of Beech Grove as recorded in Plat Book 2, Page 47 and being part of a tract conveyed to Allegheny West Conference Corporation of Seventh-Day Adventists in O.R. 12887, Pg. 787 and being more particularly described as follows:

Commencing at the intersection of the east line of Reading Road, R/W varies and the south line of Whittier Street, 50' R/W; thence with the south line of said Whittier Street, South 73°47'04" East, 256.57 feet to a point; thence continuing with the south line of said Whittier Street, South 87°09'33" East, 32.88 feet to a point; thence continuing with the south line of said Whittier Street, South 87°09'33" East, 51.85 feet to a point; thence South 00°58'36" West, 24.07 feet to a point in the new right of way line of said Whittier Street and the Point of Beginning; thence with the west line of a tract conveyed to Uptown Transportation Authority, LLC in O.R. 12953, Pg. 1548, South 00°58'36" West, 17.72 feet to a point; thence South 87°42'13" West, 2.47 feet to a point; thence North 89°05'46" West, 15.31 feet to a point; thence North 00°15'53" West, 13.00 feet to a point; thence North 88°59'35" West, 32.08 feet to a point; thence North 44°10'41" West, 2.17 feet to a point; thence on a curve to the right having a radius of 319.00 feet a chord bearing North 87°09'33" West, 0.14 feet, 0.14 feet as measured along said curve to a point; thence North 00°58'40" East, 5.00 feet to a point; thence on a curve to the left having a radius of 314.00 feet, a chord bearing South 87°08'39" East, 0.30 feet, 0.30 feet as measured along said curve to a point; thence South 87°10'20" East, 51.55 feet to the Point of Beginning. Containing 527 square feet of land more or less. Bearings based on NAD 83 (2011). Subject to all legal highways, easements and restrictions of record. Based on a survey performed under the direction of Douglas C. Spreen II, Ohio Registration Number 8238.




**CITY OF CINCINNATI  
DEPARTMENT OF TRANSPORTATION  
AND ENGINEERING**

**11-WD-1  
June, 2025**

Situate in Section 8, Town 3, Fractional Range 2, Millcreek Township, City of Cincinnati, Hamilton County, Ohio and being part of Lots 3 and 4 of the C. Donaldson's Subdivision of a part of Beech Grove as recorded in Plat Book 2, Page 47 and being part of a tract conveyed to Hamilton County Land Reutilization Corporation in O.R. 15366, Pg. 2013 and being more particularly described as follows:

Commencing at the intersection of the west line of Van Buren Avenue, 40' R/W and the south line of Whittier Street, 50' R/W; thence with the south line of said Whittier Street, North 87°09'33" West, 150.00 feet to a set 5/8" iron pin at the Point of Beginning; thence with the west line of a tract conveyed to Uptown Transportation Authority, LLC in O.R. 12867, Pg. 1284; South 03°15'21" East, 24.16 feet to a set 5/8" iron pin; thence with the new right of way line of said Whittier Street, North 87°10'20" West, 141.78 feet to a set 5/8" iron pin; thence with the east line of a tract conveyed to Allegheny West Conference Corporation of Seventh-Day Adventists in O.R. 12887, Pg. 787; North 00°58'36" East, 24.07 feet to a set 5/8" iron pin in the south line of said Whittier Street; thence with the south line of said Whittier Street, South 87°09'33" East, 140.00 feet to the Point of Beginning. Containing 3,387 square feet of land more or less (0.0778 acres). Bearings based on NAD 83 (2011). Subject to all legal highways, easements and restrictions of record. Based on a survey performed under the direction of Douglas C. Spreen II, Ohio Registration Number 8238.




**CITY OF CINCINNATI  
DEPARTMENT OF TRANSPORTATION  
AND ENGINEERING**

**11-T-1  
June 2025**

Situate in Section 8, Town 3, Fractional Range 2, Millcreek Township, City of Cincinnati, Hamilton County, Ohio and being part of Lots 3 and 4 of the C. Donaldson's Subdivision of a part of Beech Grove as recorded in Plat Book 2, Page 47 and being part of a tract conveyed to Hamilton County Land Reutilization Corporation in O.R. 15366, Pg. 2013 and being more particularly described as follows:

Commencing at the intersection of the west line of Van Buren Avenue, 40' R/W and the south line of Whittier Street, 50' R/W; thence with the south line of said Whittier Street, North 87°09'33" West, 150.00 feet to a point; thence South 03°15'21" East, 24.16 feet to the Point of Beginning; thence with the west line of a tract conveyed to Uptown Transportation Authority, LLC in O.R. 12867, Pg. 1284; South 03°15'21" East, 9.11 feet to a point; thence South 89°20'47" West, 142.44 feet to a point; thence with the east line of a tract conveyed to Allegheny West Conference Corporation of Seventh-Day Adventists in O.R. 12887, Pg. 787; North 00°58'36" East, 17.72 feet to the new right of way line of said Whittier Street; thence with the new right of way line of said Whittier Street, South 87°10'20" East, 141.78 feet to the Point of Beginning. Containing 1,904 square feet of land more or less. Bearings based on NAD 83 (2011). Subject to all legal highways, easements and restrictions of record. Based on a survey performed under the direction of Douglas C. Spreen II, Ohio Registration Number 8238.



**CITY OF CINCINNATI  
DEPARTMENT OF TRANSPORTATION  
AND ENGINEERING**

**29-SH-1  
June, 2023**

Situate in Section 8, Town 3, Fractional Range 2, Millcreek Township, City of Cincinnati, Hamilton County, Ohio and being part of a tract conveyed to The Holthaus Partnership in O.R. 5367, Pg. 187 and being more particularly described as follows:

Commencing at the northeast corner of the intersection of Fredonia Avenue (50' R/W) and Melbourne Avenue (50' R/W); thence with the east line of Fredonia Avenue, North 03°54'39" West, 83.11 feet to a point; thence continuing with the east line of Fredonia Avenue, North 17°20'17" West, 25.21 feet to the Point of Beginning; thence continuing along the east line of Fredonia Avenue, North 12°53'51" West, 9.96 feet to a point; thence North 57°51'51" East, 2.35 feet to a point; thence South 13°07'54" East, 5.15 feet to a point; thence South 77°01'53" East, 8.59 feet to a point; thence South 66°38'09" West, 10.14 feet to the Point of Beginning. Containing 43 square feet of land more or less. Bearings based on NAD 83 (2011). Subject to all legal highways, easements and restrictions of record. Based on a survey performed under the direction of Douglas C. Spreen II, Ohio Registration Number 8238.



**CITY OF CINCINNATI  
DEPARTMENT OF TRANSPORTATION  
AND ENGINEERING**

**29-T-1  
June, 2023**

Situate in Section 8, Town 3, Fractional Range 2, Millcreek Township, City of Cincinnati, Hamilton County, Ohio and being part of a tract conveyed to The Holthaus Partnership in O.R. 5367, Pg. 187 and being more particularly described as follows:

Commencing at the northeast corner of the intersection of Fredonia Avenue (50' R/W) and Melbourne Avenue (50' R/W); thence with the east line of Fredonia Avenue, North  $03^{\circ}54'39''$  West, 83.11 feet to a point; thence continuing with the east line of Fredonia Avenue, North  $17^{\circ}20'17''$  West, 25.21 feet to a point; thence North  $12^{\circ}53'51''$  West, 9.96 feet to the Point of Beginning; thence continuing along the east line of Fredonia Avenue, North  $12^{\circ}53'51''$  West, 22.33 feet to a point; thence North  $79^{\circ}42'31''$  East, 6.77 feet to a point; thence North  $73^{\circ}03'18''$  East, 145.82 feet to a point; thence South  $23^{\circ}21'51''$  East, 13.92 feet to a point; thence South  $66^{\circ}38'09''$  West, 147.23 feet to a point; thence North  $77^{\circ}01'53''$  West, 8.59 feet to a point; thence North  $13^{\circ}07'54''$  West, 5.15 feet to a point; thence South  $57^{\circ}51'51''$  West, 2.53 feet to the Point of Beginning. Containing 3,453 square feet of land more or less. Bearings based on NAD 83 (2011). Subject to all legal highways, easements and restrictions of record. Based on a survey performed under the direction of Douglas C. Spreen II, Ohio Registration Number 8238.





**CITY OF CINCINNATI  
DEPARTMENT OF TRANSPORTATION  
AND ENGINEERING**

**30-SH-1  
June, 2023**

Situate in Section 8, Town 3, Fractional Range 2, Millcreek Township, City of Cincinnati, Hamilton County, Ohio and being part of a tract conveyed to The Holthaus Partnership in O.R. 12485, Pg. 990 and being more particularly described as follows:

Commencing at the northeast corner of the intersection of Fredonia Avenue (50' R/W) and Melbourne Avenue (50' R/W); thence with the east line of Fredonia Avenue, North  $03^{\circ}54'39''$  West, 83.11 feet to the Point of Beginning; thence continuing along the east line of Fredonia Avenue, North  $17^{\circ}20'17''$  West, 25.21 feet to a point; thence North  $66^{\circ}38'09''$  East, 10.14 feet to a point; thence South  $44^{\circ}56'44''$  East, 14.72 feet to a point; thence North  $67^{\circ}25'08''$  East, 23.46 feet to a point; thence North  $67^{\circ}27'37''$  East, 24.50 feet to a point; thence North  $64^{\circ}19'40''$  East, 24.94 feet to a point; thence North  $65^{\circ}19'43''$  East, 25.16 feet to a point; thence North  $65^{\circ}34'22''$  East, 223.75 feet to a point; thence North  $61^{\circ}33'23''$  East, 53.54 feet to a point; thence on a curve to the left having a radius of 139.00 feet, chord bearing North  $53^{\circ}15'06''$  East, 57.82 feet, 58.25 feet as measured along said curve; thence North  $42^{\circ}24'56''$  East, 6.98 feet to a point; thence South  $24^{\circ}35'51''$  East, 22.29 feet to a point; thence South  $65^{\circ}38'21''$  West, 263.39 feet to a point; thence South  $06^{\circ}01'21''$  West, 4.25 feet to a point; thence South  $64^{\circ}12'21''$  West, 65.64 feet to a point; thence South  $64^{\circ}46'21''$  West, 125.42 feet to the Point of Beginning. Containing 3,389 square feet of land more or less. Bearings based on NAD 83 (2011). Subject to all legal highways, easements and restrictions of record. Based on a survey performed under the direction of Douglas C. Spreen II, Ohio Registration Number 8238.

**CITY OF CINCINNATI  
DEPARTMENT OF TRANSPORTATION  
AND ENGINEERING**

**30-T-1  
June, 2023**

Situate in Section 8, Town 3, Fractional Range 2, Millcreek Township, City of Cincinnati, Hamilton County, Ohio and being part of a tract conveyed to The Holthaus Partnership in O.R. 12485, Pg. 990 and being more particularly described as follows:

Commencing at the northeast corner of the intersection of Fredonia Avenue (50' R/W) and Melbourne Avenue (50' R/W); thence with the east line of Fredonia Avenue, North 03°54'39" West, 83.11 feet to a point; thence continuing along the east line of Fredonia Avenue, North 17°20'17" West, 25.21 feet to a point; thence North 66°38'09" East, 10.14 feet to the Point of Beginning; thence North 66°38'09" East, 147.23 feet to a point; thence North 23°21'51" West, 13.92 feet to a point; thence North 73°03'18" East, 3.88 feet to a point; thence South 24°10'17" East, 10.54 feet to a point; thence North 68°37'29" East, 29.96 feet to a point; thence North 66°03'57" East, 102.37 feet to a point; thence North 09°23'46" East, 17.28 feet to a point; thence North 65°38'21" East, 150.07 feet to a point; thence South 24°35'51" East, 7.71 feet to a point; thence South 42°24'56" West, 6.98 feet to a point; thence on a curve to the right having a radius of 139.00 feet, chord bearing South 53°15'06" West, 57.82 feet, 58.25 feet as measured along said curve; thence South 61°33'23" West, 53.54 feet to a point; thence South 65°34'22" West, 23.74 feet to a point; thence North 24°23'00" West, 6.00 feet to a point; thence South 65°34'22" West, 200.04 feet to a point; thence South 65°19'43" West, 25.23 feet to a point; thence South 64°19'40" West, 24.83 feet to a point; thence South 67°27'37" West, 24.33 feet to a point; thence South 67°25'08" West, 25.94 feet to a point; thence North 44°56'44" West, 8.23 feet to the Point of Beginning. Containing 5,495 square feet of land more or less. Bearings based on NAD 83 (2011). Subject to all legal highways, easements and restrictions of record. Based on a survey performed under the direction of Douglas C. Spreen II, Ohio Registered Professional Surveyor No. 8238.



**CITY OF CINCINNATI  
DEPARTMENT OF TRANSPORTATION  
AND ENGINEERING**

**30-MT-1  
June, 2023**

Situate in Section 8, Town 3, Fractional Range 2, Millcreek Township, City of Cincinnati, Hamilton County, Ohio and being part of a tract conveyed to The Holthaus Partnership in O.R. 12485, Pg. 990 and being more particularly described as follows:

Commencing at the northeast corner of the intersection of Fredonia Avenue (50' R/W) and Melbourne Avenue (50' R/W); thence with the east line of Fredonia Avenue, North  $03^{\circ}54'39''$  West, 83.11 feet to a point; thence continuing along the east line of Fredonia Avenue, North  $17^{\circ}20'17''$  West, 25.21 feet to a point; thence North  $66^{\circ}38'09''$  East, 10.14 feet to a point; thence South  $44^{\circ}56'44''$  East, 8.23 feet to the Point of Beginning; thence North  $67^{\circ}25'08''$  East, 25.94 feet to a point; thence North  $67^{\circ}27'37''$  East, 24.33 feet to a point; thence North  $64^{\circ}19'40''$  East, 24.83 feet to a point; thence North  $65^{\circ}19'43''$  East, 25.23 feet to a point; thence North  $65^{\circ}34'22''$  East, 200.04 feet to a point; thence South  $24^{\circ}23'00''$  East, 6.00 feet to a point; thence South  $65^{\circ}34'22''$  West, 200.02 feet to a point; thence South  $65^{\circ}19'43''$  West, 25.16 feet to a point; thence South  $64^{\circ}19'40''$  West, 24.94 feet to a point; thence South  $67^{\circ}27'37''$  West, 24.50 feet to a point; thence South  $67^{\circ}25'08''$  West, 23.46 feet to a point; thence North  $44^{\circ}56'44''$  West, 6.49 feet to the Point of Beginning. Containing 1,795 square feet of land more or less. Bearings based on NAD 83 (2011). Subject to all legal highways, easements and restrictions of record. Based on a survey performed under the direction of Douglas C. Spreen II, Ohio Registration Number 8238.



**CITY OF CINCINNATI  
DEPARTMENT OF TRANSPORTATION  
AND ENGINEERING**

**31-SH-1  
June, 2023**

Situate in Section 8, Town 3, Fractional Range 2, Millcreek Township, City of Cincinnati, Hamilton County, Ohio and being part of Lot 46 of Walnut Hills Syndicate Subdivision as recorded in Plat Book 6, Pages 148&149 and being part of a tract conveyed to Peniston Bennett in O.R. 14624, Pg. 1598 and being more particularly described as follows:

Beginning at the southeast corner of said Lot 46; thence along the south line of said Lot 46, South 65°29'26" West, 31.75 feet to a point; thence North 59°25'28" East, 20.56 feet to a point; thence North 54°06'44" East, 14.29 feet to a point; thence South 03°55'22" West, 5.68 feet to the Point of Beginning. Containing 66 square feet of land more or less. Bearings based on NAD 83 (2011). Subject to all legal highways, easements and restrictions of record. Based on a survey performed under the direction of Douglas C. Spreen II, Ohio Registration Number 8238.



**CITY OF CINCINNATI  
DEPARTMENT OF TRANSPORTATION  
AND ENGINEERING**

**31-T-1  
June, 2023**

Situate in Section 8, Town 3, Fractional Range 2, Millcreek Township, City of Cincinnati, Hamilton County, Ohio and being part of Lot 46 of Walnut Hills Syndicate Subdivision as recorded in Plat Book 6, Pages 148&149 and being part of a tract conveyed to Peniston Bennett in O.R. 14624, Pg. 1598 and being more particularly described as follows:

Commencing at the southeast corner of said Lot 46; thence along the south line of said Lot 46, South 65°29'26" West, 31.75 feet to the Point of Beginning; thence North 59°25'28" East, 20.56 feet to a point; thence North 54°06'44" East, 14.29 feet to a point; thence North 03°55'22" East, 15.02 feet to a point; thence South 41°52'04" West, 45.41 feet to the Point of Beginning. Containing 223 square feet of land more or less. Bearings based on NAD 83 (2011). Subject to all legal highways, easements and restrictions of record. Based on a survey performed under the direction of Douglas C. Spreen II, Ohio Registration Number 8238.



**CITY OF CINCINNATI  
DEPARTMENT OF TRANSPORTATION  
AND ENGINEERING**

**34-SH-1  
June, 2023**

Situate in Section 8, Town 3, Fractional Range 2, Millcreek Township, City of Cincinnati, Hamilton County, Ohio and being part of Lot 49 of Walnut Hills Syndicate Subdivision as recorded in Plat Book 6, Pages 148&149 and being part of a tract conveyed to Derrick N. Ramsey in O.R. 9949, Pg. 3471 and being more particularly described as follows:

Beginning at the southeast corner of said Lot 49; thence along the south line of said Lot 49, South 65°29'26" West, 45.49 feet to a point; thence North 03°55'22" East, 5.40 feet to a point; thence North 65°31'25" East, 45.47 feet to a point; thence South 03°55'22" West, 5.37 feet to the Point of Beginning. Containing 215 square feet of land more or less. Bearings based on NAD 83 (2011). Subject to all legal highways, easements and restrictions of record. Based on a survey performed under the direction of Douglas C. Spreen II, Ohio Registration Number 8238.



**CITY OF CINCINNATI  
DEPARTMENT OF TRANSPORTATION  
AND ENGINEERING**

**34-T-1  
June, 2023**

Situate in Section 8, Town 3, Fractional Range 2, Millcreek Township, City of Cincinnati, Hamilton County, Ohio and being part of Lot 49 of Walnut Hills Syndicate Subdivision as recorded in Plat Book 6, Pages 148&149 and being part of a tract conveyed to Derrick N. Ramsey in O.R. 9949, Pg. 3471 and being more particularly described as follows:

Commencing at the southeast corner of said Lot 49; thence along the east line of said Lot 49, North 03°55'22" East, 5.37 to the Point of Beginning; thence South 65°31'25" West, 45.47 feet to a point; thence North 03°55'22" East, 18.77 feet to a point; thence North 76°54'42" East, 11.66 feet to a point; thence South 86°22'25" East, 3.15 feet to a point; thence South 83°40'56" East, 23.48 feet to a point; thence North 54°11'09" East, 2.90 feet to a point; thence South 03°55'22" West, 1.44 feet the Point of Beginning. Containing 424 square feet of land more or less. Bearings based on NAD 83 (2011). Subject to all legal highways, easements and restrictions of record. Based on a survey performed under the direction of Douglas C. Spreen II, Ohio Registration Number 8238.




**CITY OF CINCINNATI  
DEPARTMENT OF TRANSPORTATION  
AND ENGINEERING**

**36-T-1  
June, 2023**

Situate in Section 8, Town 3, Fractional Range 2, Millcreek Township, City of Cincinnati, Hamilton County, Ohio and being part of Lots 51&52 of Walnut Hills Syndicate Subdivision as recorded in Plat Book 6, Pages 148&149 and being part of a tract conveyed to EBT Investments LLC in O.R. 14141, Pg. 2692 and being more particularly described as follows:

Beginning at the southeast corner of said Lot 52; thence along the south line of said Lot 52, South 65°29'26" West, 90.97 feet to a point; thence North 03°55'22" East, 13.01 feet to a point; thence North 69°58'39" East, 78.94 feet to a point; thence North 80°17'37" East, 8.08 feet to a point; thence South 03°55'22" West, 3.64 feet to the Point of Beginning. Containing 723 square feet of land more or less. Bearings based on NAD 83 (2011). Subject to all legal highways, easements and restrictions of record. Based on a survey performed under the direction of Douglas C. Spreen II, Ohio Registration Number 8238.



**CITY OF CINCINNATI  
DEPARTMENT OF TRANSPORTATION  
AND ENGINEERING**

**41-T-1  
June, 2023**

Situate in Section 8, Town 3, Fractional Range 2, Millcreek Township, City of Cincinnati, Hamilton County, Ohio and being part of Lots 19,20&24 of Walnut Hills Syndicate Subdivision as recorded in Plat Book 6, Pages 148&149 and being part of a tract conveyed to Hamilton County Land Reutilization Corporation in O.R. 14490, Pg. 628 and O.R. 13942, Pg. 901 and being more particularly described as follows:

Commencing at the southwest corner of said Lot 24 and also being an angle point in the east line of Ridgeway Avenue (50' R/W); thence along the south line of said Lot 24, North  $63^{\circ}44'22''$  East, 0.97 feet to the Point of Beginning; thence North  $03^{\circ}40'35''$  East, 11.87 feet to a point; thence North  $61^{\circ}04'22''$  East, 93.11 feet to a point; thence North  $59^{\circ}28'22''$  East, 49.71 feet to a point; thence South  $03^{\circ}55'22''$  West, 12.13 feet to a point; thence South  $59^{\circ}28'22''$  West, 42.98 feet to a point; thence South  $61^{\circ}04'22''$  West, 99.65 feet to the Point of Beginning. Containing 1,427 square feet of land more or less. Bearings based on NAD 83 (2011). Subject to all legal highways, easements and restrictions of record. Based on a survey performed under the direction of Douglas C. Spreen II, Ohio Registration Number 8238.



**CITY OF CINCINNATI  
DEPARTMENT OF TRANSPORTATION  
AND ENGINEERING**

**42-T-1  
June, 2023**

Situate in Section 8, Town 3, Fractional Range 2, Millcreek Township, City of Cincinnati, Hamilton County, Ohio and being part of Lots 21,22&23 of Walnut Hills Syndicate Subdivision as recorded in Plat Book 6, Pages 148&149 and being part of a tract conveyed to Beehive Realty Investment & Development LLC in O.R. 13022, Pg. 273 and being more particularly described as follows:

Beginning at the southwest corner of said Lot 21; thence North 03°55'22" East, 12.13 feet to a point; thence North 59°28'22" East, 49.74 feet to a point; thence North 57°46'27" East, 48.28 feet to a point; thence South 84°19'42" East, 7.66 feet to a point; thence North 51°47'23" East, 45.13 feet to a point; thence North 54°46'22" East, 28.01 feet to a point in the south line of Blair Court (60' R/W); thence along the south line of Blair Court, South 86°04'38" East, 15.84 feet to a point; thence South 54°46'22" West, 40.56 feet to a point; thence South 57°46'27" West, 99.62 feet to a point; thence South 59°28'22" West, 56.75 feet to the Point of Beginning. Containing 1,750 square feet of land more or less. Bearings based on NAD 83 (2011). Subject to all legal highways, easements and restrictions of record. Based on a survey performed under the direction of Douglas C. Spreen II, Ohio Registration Number 8238.




**CITY OF CINCINNATI  
DEPARTMENT OF TRANSPORTATION  
AND ENGINEERING**

**101-WD-1  
April 2025**

Situate in Section 8, Town 3, Fractional Range 2, Millcreek Township, City of Cincinnati, Hamilton County, Ohio and being part of Lot 4 of the C. Donaldson's Subdivision of a part of Beech Grove as recorded in Plat Book 2, Page 47 and being part of a tract conveyed to Hamilton County Land Reutilization Corporation in O.R. 14970, Pg. 1339 and being more particularly described as follows:

Commencing at the intersection of the west line of Van Buren Avenue, 40' R/W and the south line of Whittier Street, 50' R/W; thence with the south line of said Whittier Street, North 87°09'33" West, 87.77 feet to the Point of Beginning; thence South 03°15'21" East, 23.20 feet to a set 5/8" iron pin; thence with the new right of way of Whittier Street, North 87°10'16" West, 43.40 feet to a set 5/8" iron pin; thence with the new right of way of Whittier Street, South 89°57'31" West 18.76 feet to a set 5/8" iron pin; thence with the east line of a tract conveyed to Hamilton County Land Reutilization Corporation in O.R.15366, Pg. 2013, North 3°15'21" West, 24.16 feet to a set 5/8" iron pin, thence South 87°09'33" East, 62.23 feet to the Point of Beginning. Containing 1,445 square feet of land more or less (0.0332 acres). Bearings based on NAD 83 (2011). Subject to all legal highways, easements and restrictions of record. Based on a survey performed under the direction of Douglas C. Spreen II, Ohio Registration Number 8238.




**CITY OF CINCINNATI  
DEPARTMENT OF TRANSPORTATION  
AND ENGINEERING**

**101-T-1  
April 2025**

Situate in Section 8, Town 3, Fractional Range 2, Millcreek Township, City of Cincinnati, Hamilton County, Ohio and being part of Lot 4 of the C. Donaldson's Subdivision of a part of Beech Grove as recorded in Plat Book 2, Page 47 and being part of a tract conveyed to Hamilton County Land Reutilization Corporation in O.R. 14970, Pg. 1339 and being more particularly described as follows:

Commencing at the intersection of the west line of Van Buren Avenue, 40' R/W and the south line of Whittier Street, 50' R/W; thence with the south line of said Whittier Street, North 87°09'33" West, 87.77 feet to a point; thence South 03°15'21" East, 23.20 feet to the Point of Beginning; thence South 03°15'21" East, 10.06 feet to a point; thence North 87°10'16" West, 62.23 feet to a point; thence North 3°15'21" West, 9.11 feet to a point; thence North 89°57'31" East, 18.76 feet to a point; thence South 87°10'16" East, 43.40 feet to the Point of Beginning. Containing 613 square feet of land more or less. Bearings based on NAD 83 (2011). Subject to all legal highways, easements and restrictions of record. Based on a survey performed under the direction of Douglas C. Spreen II, Ohio Registration Number 8238.




**CITY OF CINCINNATI  
DEPARTMENT OF TRANSPORTATION  
AND ENGINEERING**

**102-WD-1  
April 2025**

Situate in Section 8, Town 3, Fractional Range 2, Millcreek Township, City of Cincinnati, Hamilton County, Ohio and being part of Lot 4 of the C. Donaldson's Subdivision of a part of Beech Grove as recorded in Plat Book 2, Page 47 and being part of a tract conveyed to Hamilton County Land Reutilization Corporation in O.R.15366, Pg 2013 and being more particularly described as follows:

Beginning at a 5/8" iron pin set at the intersection of the west line of Van Buren Avenue, 40' R/W and the south line of Whittier Street, 50' R/W; thence South 03°15'21" East, 23.18 feet to a set 5/8" iron pin; thence with the new right of way of Whittier Street, North 87°10'16" West, 87.77 feet to a set 5/8" iron pin; thence with the east line of a tract of land conveyed Hamilton County Land Reutilization Corporation in O.R.14970, Pg. 1339, North 03°15'21" West, 23.20 feet to a point; thence with south line of Whittier Street, 50' R/W, South 87°09'33" East, 87.77 feet to the Point of Beginning. Containing 2,024 square feet of land more or less (0.0465 acres). Bearings based on NAD 83 (2011). Subject to all legal highways, easements and restrictions of record. Based on a survey performed under the direction of Douglas C. Spreen II, Ohio Registration Number 8238.




**CITY OF CINCINNATI  
DEPARTMENT OF TRANSPORTATION  
AND ENGINEERING**

**102-T-1  
April 2025**

Situate in Section 8, Town 3, Fractional Range 2, Millcreek Township, City of Cincinnati, Hamilton County, Ohio and being part of Lot 4 of the C. Donaldson's Subdivision of a part of Beech Grove as recorded in Plat Book 2, Page 47 and being part of a tract conveyed to Hamilton County Land Reutilization Corporation in O.R.15366, Pg 2013 and being more particularly described as follows:

Commencing at the intersection of the west line of Van Buren Avenue, 40' R/W and the south line of Whittier Street, 50' R/W; thence with said west line of Van Buren Avenue, South 03°15'21" East, 23.18 feet the Point of Beginning; thence South 03°15'21" East, 10.06 feet to a point; thence North 87°10'16 West. 87.77 feet to a point; thence North 03°15'21" West, 10.06 feet to a point; thence South 87°10'16" East 87.77 feet to the Point of Beginning. Containing 878 square feet of land more or less. Bearings based on NAD 83 (2011). Subject to all legal highways, easements and restrictions of record. Based on a survey performed under the direction of Douglas C. Spreen II, Ohio Registration Number 8238.




**CITY OF CINCINNATI  
DEPARTMENT OF TRANSPORTATION  
AND ENGINEERING**

**103-WD-1  
April 2025**

Situate in Section 8, Town 3, Fractional Range 2, Millcreek Township, City of Cincinnati, Hamilton County, Ohio and being part of Lot 14 of the C. Donaldson's Subdivision of a part of Beech Grove as recorded in Plat Book 2, Page 47 and being part of a tract conveyed to Hamilton County Land Reutilization Corporation in O.R. 15366, Pg. 2013 and being more particularly described as follows:

Beginning at a cross notch set at the intersection of the east line of Van Buren Avenue, 40' R/W and the south line of Whittier Street, 50' R/W; thence with the south line of said Whittier Street, South 87°09'33" East, 84.65 feet to a set 5/8" iron pin; thence with the west line of the tracts conveyed to Hamilton County Land Reutilization Corporation in O.R. 13160, Pg. 1627; South 03°15'21" East, 23.08 feet to a set 5/8" iron pin; thence with the new right of way line of said Whittier Street, North 87°07'43" West, 84.65 feet to a set cross notch; thence with the east line of Van Buren Avenue; North 03°15'21" West, 23.03 feet to the Point of Beginning. Containing 1940 square feet of land more or less (0.0445 acres). Bearings based on NAD 83 (2011). Subject to all legal highways, easements and restrictions of record. Based on a survey performed under the direction of Douglas C. Spreen II, Ohio Registration Number 8238.




**CITY OF CINCINNATI  
DEPARTMENT OF TRANSPORTATION  
AND ENGINEERING**

**103-T-1  
April 2025**

Situate in Section 8, Town 3, Fractional Range 2, Millcreek Township, City of Cincinnati, Hamilton County, Ohio and being part of Lot 14 of the C. Donaldson's Subdivision of a part of Beech Grove as recorded in Plat Book 2, Page 47 and being part of a tract conveyed to Hamilton County Land Reutilization Corporation in O.R. 15366, Pg. 2013, and being more particularly described as follows:

Commencing at the intersection of the east line of Van Buren Avenue, 40' R/W and the south line of Whittier Street, 50' R/W; thence with the east line of Van Buren Avenue, South 03°15'21" East, 23.03 feet to the Point of Beginning;; thence with the new right of way line of said Whittier Street, South 87°07'43" East, 84.65 feet to a point; thence with the west line of the tracts conveyed to Hamilton County Land Reutilization Corporation in O.R. 13160, Pg. 1627; South 03°15'21" East, 25.14 feet to a point; thence North 87°07'43" West, 84.65 feet to a point; thence with the east line of Van Buren Avenue; North 03°15'21" West, 25.14 feet to the Point of Beginning. Containing 2116 square feet of land more or less. Bearings based on NAD 83 (2011). Subject to all legal highways, easements and restrictions of record. Based on a survey performed under the direction of Douglas C. Spreen II, Ohio Registration Number 8238.




**CITY OF CINCINNATI  
DEPARTMENT OF TRANSPORTATION  
AND ENGINEERING**

**104-WD-1  
April 2025**

Situate in Section 8, Town 3, Fractional Range 2, Millcreek Township, City of Cincinnati, Hamilton County, Ohio and being part of Lot 14 of the C. Donaldson's Subdivision of a part of Beech Grove as recorded in Plat Book 2, Page 47 and being part of a tract conveyed to Hamilton County Land Reutilization Corporation in O.R. 13160, Pg. 1627, and being more particularly described as follows:

Commencing at the intersection of the east line of Van Buren Avenue, 40' R/W and the south line of Whittier Street, 50' R/W; thence with the south line of said Whittier Street, South 87°09'33" East, 84.65 feet to a set 5/8" iron pin at the Point of Beginning; thence with the south line of said Whittier Street, South 87°09'33" East, 39.83 feet to a set 5/8" iron pin; thence with the west line of the tracts conveyed to the City of Cincinnati and Hamilton County Land Reutilization Corporation in O.R. 15366, Pg. 2013; South 03°15'33" East, 23.10 feet to a set 5/8" iron pin; thence with the new right of way line of said Whittier Street, North 87°07'43" West, 39.83 feet to a set 5/8" iron pin; thence with the east line of a tract conveyed to Hamilton County Land Reutilization Corporation in O.R. 15366, Pg. 2013; North 03°15'21" West, 23.08 feet to the Point of Beginning. Containing 914 square feet of land more or less (0.0210 acres). Bearings based on NAD 83 (2011). Subject to all legal highways, easements and restrictions of record. Based on a survey performed under the direction of Douglas C. Spreen II, Ohio Registration Number 8238.




**CITY OF CINCINNATI  
DEPARTMENT OF TRANSPORTATION  
AND ENGINEERING**

**104-T-1  
April 2025**

Situate in Section 8, Town 3, Fractional Range 2, Millcreek Township, City of Cincinnati, Hamilton County, Ohio and being part of Lot 14 of the C. Donaldson's Subdivision of a part of Beech Grove as recorded in Plat Book 2, Page 47 and being part of a tract conveyed to Hamilton County Land Reutilization Corporation in O.R. 13160, Pg. 1627, and being more particularly described as follows:

Commencing at the intersection of the east line of Van Buren Avenue, 40' R/W and the south line of Whittier Street, 50' R/W; thence with the south line of said Whittier Street, South 87°09'33" East, 84.65 feet to a point; thence South 03°15'21" East, 23.08 feet to the Point of Beginning; thence with the new right of way line of said Whittier Street, South 87°09'33" East, 39.83 feet to a point; thence with the west line of a tract conveyed to Hamilton County Land Reutilization Corporation in O.R. 15366, Pg. 2013; South 03°15'33" East, 25.14 feet to a point; thence North 87°07'43" West, 39.84 feet to a point; thence with the east line of a tract conveyed to Hamilton County Land Reutilization Corporation in O.R. 15366, Pg. 2013; North 03°15'21" West, 25.14 feet to the Point of Beginning. Containing 996 square feet of land more or less. Bearings based on NAD 83 (2011). Subject to all legal highways, easements and restrictions of record. Based on a survey performed under the direction of Douglas C. Spreen II, Ohio Registration Number 8238.




**CITY OF CINCINNATI  
DEPARTMENT OF TRANSPORTATION  
AND ENGINEERING**

**106-WD-1  
April 2025**

Situate in Section 8, Town 3, Fractional Range 2, Millcreek Township, City of Cincinnati, Hamilton County, Ohio and being part of Lot 15 of the C. Donaldson's Subdivision of a part of Beech Grove as recorded in Plat Book 2, Page 47 and being part of a tract conveyed to Hamilton County Land Reutilization Corporation in O.R. 15366, Pg. 2013, and being more particularly described as follows:

Commencing at the intersection of the west line of Wehrman Avenue, 50' R/W and the south line of Whittier Street, 50' R/W; thence with the west line of Wehrman Avenue, South  $03^{\circ}15'33''$  East, 12.07 feet to a set 5/8" iron pin at the Point of Beginning; thence with the west line of Wehrman Avenue, South  $03^{\circ}15'33''$  East, 11.17 feet to a set 5/8" iron pin; thence with the new right of way line of said Whittier Street, North  $87^{\circ}07'43''$  West, 250.01 feet to a set 5/8" iron pin; thence with the east line of a tract conveyed to Hamilton County Land Reutilization Corporation in O.R. 13160, Pg. 1627, North  $03^{\circ}15'33''$  West, 11.03 feet to a set 5/8" iron pin; thence South  $87^{\circ}09'33''$  East, 250.00 feet to the Point of Beginning. Containing 2759 square feet of land more or less (0.0633 acres). Bearings based on NAD 83 (2011). Subject to all legal highways, easements and restrictions of record. Based on a survey performed under the direction of Douglas C. Spreen II, Ohio Registration Number 8238.




**CITY OF CINCINNATI  
DEPARTMENT OF TRANSPORTATION  
AND ENGINEERING**

**106-T-1  
April 2025**

Situate in Section 8, Town 3, Fractional Range 2, Millcreek Township, City of Cincinnati, Hamilton County, Ohio and being part of Lot 15 of the C. Donaldson's Subdivision of a part of Beech Grove as recorded in Plat Book 2, Page 47 and being part of a tract conveyed to Hamilton County Land Reutilization Corporation in O.R. 15366, Pg. 2013 and being more particularly described as follows:

Commencing at the intersection of the west line of Wehrman Avenue, 50' R/W and the south line of Whittier Street, 50' R/W; thence with the west line of Wehrman Avenue, South 03°15'33" East, 23.24 feet to the Point of Beginning; thence with the west line of Wehrman Avenue, South 03°15'33" East, 24.55 feet to a point; thence South 89°06'04" West, 248.80 feet to a point; thence North 03°15'33" West, 41.00 feet to a point; thence with the new right of way line of said Whittier Street, South 87°07'43" East, 250.01 feet to the Point of Beginning. Containing 8147 square feet of land more or less. Bearings based on NAD 83 (2011). Subject to all legal highways, easements and restrictions of record. Based on a survey performed under the direction of Douglas C. Spreen II, Ohio Registration Number 8238.




**CITY OF CINCINNATI  
DEPARTMENT OF TRANSPORTATION  
AND ENGINEERING**

**107-WD-1  
April 2025**

Situate in Section 8, Town 3, Fractional Range 2, Millcreek Township, City of Cincinnati, Hamilton County, Ohio and being part of Lot 17 of the C. Donaldson's Subdivision of a part of Beech Grove as recorded in Plat Book 2, Page 47 and being part of a tract conveyed to Hamilton County Land Reutilization Corporation in O.R. 15366, Pg. 2013, and being more particularly described as follows:

Beginning at 5/8" iron pin set at the intersection of the east line of Wehrman Avenue, 50' R/W and the south line of Whittier Street, 50' R/W; thence with the south line of Whittier Street, South 87°04'26" East, 168.01 feet to an existing highway monument; thence with the west line of the City of Cincinnati, South 06°08'34" West, 14.27 feet to a set 5/8" iron pin; thence with the new right of way line of said Whittier Street, North 89°02'36" West, 165.15 feet to a set 5/8" iron pin; thence with the east line of Wehrman Avenue, North 03°14'26" West, 20.04 feet to the Point of Beginning. Containing 2847 square feet of land more or less (0.0654 acres). Bearings based on NAD 83 (2011). Subject to all legal highways, easements and restrictions of record. Based on a survey performed under the direction of Douglas C. Spreen II, Ohio Registration Number 8238.




**CITY OF CINCINNATI  
DEPARTMENT OF TRANSPORTATION  
AND ENGINEERING**

**107-T-1  
April 2025**

Situate in Section 8, Town 3, Fractional Range 2, Millcreek Township, City of Cincinnati, Hamilton County, Ohio and being part of Lot 17 of the C. Donaldson's Subdivision of a part of Beech Grove as recorded in Plat Book 2, Page 47 and being part of a tract conveyed to Hamilton County Land Reutilization Corporation in O.R. 15366, Pg. 2013, and being more particularly described as follows:

Commencing at 5/8" iron pin set at the intersection of the east line of Wehrman Avenue, 50' R/W and the south line of Whittier Street, 50' R/W; thence with the east line of Wehrman Avenue South 03°14'26" East, 20.04 feet to a 5/8" iron pin set at the Point of Beginning; thence with the new right of way line of said Whittier Street, South 89°02'36" East, 165.15 feet to a set 5/8" iron pin; thence with the west line of the City of Cincinnati, South 06°08'34" West, 5.37 feet to a set 5/8" iron pin; thence with the north line of a tract conveyed to the State of Ohio in O.R. 12662, Pg. 899, South 86°45'34" West, 163.84 feet to a set 5/8" iron pin; thence with the east line of Wehrman Avenue, North 03°14'26" West, 17.39 feet to the Point of Beginning. Containing 1866 square feet of land more or less (0.0428 acres). Bearings based on NAD 83 (2011). Subject to all legal highways, easements and restrictions of record. Based on a survey performed under the direction of Douglas C. Spreen II, Ohio Registration Number 8238.




**CITY OF CINCINNATI  
DEPARTMENT OF TRANSPORTATION  
AND ENGINEERING**

**112-WD-1  
February 2026**

Situate in Section 8, Town 3, Fractional Range 2, Millcreek Township, City of Cincinnati, Hamilton County, Ohio and being part of a tract conveyed to Varland Metal Services, Inc. in D.B. 3172, Pg. 560, and O.R. 5302, Pg. 566 and being more particularly described as follows:

Commencing at the intersection of the west line of Fredonia Avenue, R/W varies and the south line of Ridgeway Avenue, 50' R/W; thence with the west line of Fredonia Avenue, South  $05^{\circ}54'40''$  West, 175.00 feet to a point; thence continuing along the west line of Fredonia Avenue, South  $14^{\circ}44'05''$  East, 151.38 feet to a set Mag Nail; thence South  $03^{\circ}56'19''$  East, 393.51 feet to a set cross notch; thence along a curve to the right having a radius of 80.00 feet, a distance of 56.14 feet, chord of said curve bears South  $16^{\circ}10'03''$  West, 55.00 feet to a 5/8" iron pin set at the Point of Beginning; thence continuing along the west line of Fredonia Avenue, along a curve to the right having a radius of 80.00 feet, a distance of 26.86 feet, chord of said curve bears South  $45^{\circ}53'27''$  West, 26.73 feet to a set 5/8" iron pin; thence with the north line of Whittier St., R/W varies, the following four courses: South  $55^{\circ}30'42''$  West, 230.12 feet to a set 5/8" iron pin; thence South  $70^{\circ}46'52''$  West, 38.69 feet to a set 5/8" iron pin; thence South  $84^{\circ}12'10''$  West, 60.00 feet to a set 5/8" iron pin; thence North  $87^{\circ}09'33''$  West, 47.08 feet to a point being 0.16 feet north and 2.23 feet east of an existing iron pin; thence along the east line of a tract conveyed to Duke Energy Ohio, Inc. in O.R. 11516 Pg. 1531, North  $06^{\circ}17'08''$  East, 1.94 feet to a set 5/8" iron pin; thence along the new right of way of Whittier Street, on a curve to the left having a radius of 348.00 feet, a distance of 214.66 feet, chord of said curve bears North  $73^{\circ}27'58''$  East, 211.27 feet to a set 5/8" iron pin; thence North  $55^{\circ}47'42''$  East, 31.19 feet to a set 5/8" iron pin; thence North  $55^{\circ}13'46''$  East, 150.44 feet to the Point of Beginning. Containing 0.0526 acres of land more or less. Bearings based on NAD83 (2011). Subject to all legal

highways, easements and restrictions of record. Based on a survey performed under the direction of Douglas C. Spreen II, Ohio Registration Number 8238.




**CITY OF CINCINNATI  
DEPARTMENT OF TRANSPORTATION  
AND ENGINEERING**

**112-T-1  
April 2025**

Situate in Section 8, Town 3, Fractional Range 2, Millcreek Township, City of Cincinnati, Hamilton County, Ohio and being part of a tract conveyed to Varland Metal Services, Inc. in D.B. 3172, Pg. 560, and O.R. 5302, Pg. 566 and being more particularly described as follows:

Commencing at the intersection of the west line of Fredonia Avenue, R/W varies and the south line of Ridgeway Avenue, 50' R/W; thence with the west line of Fredonia Avenue, South 05°54'40" West, 175.00 feet to a point; thence continuing along the west line of Fredonia Avenue, South 14°44'05" East, 151.38 feet to a set Mag Nail; thence South 03°56'19" East, 393.51 feet to a set cross notch; thence along a curve to the right having a radius of 80.00 feet, a distance of 21.41 feet, chord of said curve bears South 03°43'42" West, 21.34 feet to the Point of Beginning; thence continuing along the west line of Fredonia Avenue, along a curve to the right having a radius of 80.00 feet, a distance of 34.74 feet, chord of said curve bears South 23°49'58" West, 34.46 feet to a point; thence along the new right of way of Whittier Street, South 55°13'46" West, 150.44 feet to a point; thence South 55°47'42" West, 31.19 feet to a point; thence on a curve to the right having a radius of 348.00 feet, a distance of 214.66 feet, chord of said curve bears South 73°27'58" West, 211.27 feet to a point; thence North 06°17'08" East, 18.10 feet to a point; thence North 73°16'18" East, 180.15 feet to a point; thence North 62°33'16" East, 178.32 feet to a point; thence North 20°16'32" East, 30.18 feet to a point; thence North 57°05'48" East, 26.94 feet to the Point of Beginning. Containing 8242 square feet of land more or less. Bearings based on NAD83 (2011). Subject to all legal highways, easements and restrictions of record. Based on a survey performed under the direction of Douglas C. Spreen II, Ohio Registration Number 8238.




**CITY OF CINCINNATI  
DEPARTMENT OF TRANSPORTATION  
AND ENGINEERING**

**119-WD-1  
April 2025**

Situate in Section 8, Town 3, Fractional Range 2, Millcreek Township, City of Cincinnati, Hamilton County, Ohio and being part of a tract conveyed to Dellway Storage, L.P. in O.R. 13279 Pg. 2140 and in O.R. 13365 Pg. 1531 and being more particularly described as follows:

Beginning at a cross notch set at the northeast corner of the intersection of Fredonia Avenue (R/W varies) and Melbourne Street (50' R/W); thence with the east line of Fredonia Avenue, North 03°54'39" West, 83.11 feet to a point; thence along the south line of a tract conveyed to The Holthaus Partnership in O.R. 12485, Pg. 990, North 64°46'21" East, 12.30 feet to a point; thence along the new right of way of Fredonia Avenue, South 04°10'14" East, 89.62 feet to a set cross notch; thence along the north line of Melbourne Street, North 84°09'39" West, 12.03 feet to the Point of Beginning. Containing 0.0231 acres of land more or less. Bearings based on NAD 83 (2011). Subject to all legal highways, easements and restrictions of record. Based on a survey performed under the direction of Douglas C. Spreen II, Ohio Registration Number 8238.




**CITY OF CINCINNATI  
DEPARTMENT OF TRANSPORTATION  
AND ENGINEERING**

**119-SH-1  
August 2025**

Situate in Section 8, Town 3, Fractional Range 2, Millcreek Township, City of Cincinnati, Hamilton County, Ohio and being part of a tract conveyed to Dellway Storage, L.P. in O.R. 13279 Pg. 2140 and in O.R. 13365 Pg. 1531 and being more particularly described as follows:

Commencing at the northeast corner of the intersection of Fredonia Avenue (R/W varies) and Melbourne Street (50' R/W); thence with the north line of Melbourne Street, South 84°09'39" East, 12.03 feet to a point; thence North 04°10'14" West, 69.19 feet to the Point of Beginning; thence North 04°10'14" West, 20.43 feet to a point; thence along the south line of a tract conveyed to The Holthaus Partnership in O.R. 12485, Pg. 990 the following 4 courses: North 64°46'21" East, 113.12 feet to a point; thence North 64°12'21" East, 65.64 feet to a point; thence North 06°01'21" East, 4.25 feet to a point; thence North 65°38'21" East, 299.21 feet to a point; thence South 43°46'42" West, 40.94 feet to a point; thence South 65°39'30" West, 127.59 feet to a point; thence South 65°35'58" West, 228.91 feet to a point; thence South 24°23'23" East, 10.16 feet to a point; thence South 64°02'44" West, 42.82 feet to a point; thence South 66°14'31" W West, 49.84 feet to the Point of Beginning. Containing 7054 square feet of land more or less. Bearings based on NAD 83 (2011). Subject to all legal highways, easements and restrictions of record. Based on a survey performed under the direction of Douglas C. Spreen II, Ohio Registration Number 8238.




**CITY OF CINCINNATI  
DEPARTMENT OF TRANSPORTATION  
AND ENGINEERING**

**119-T-1  
August 2025**

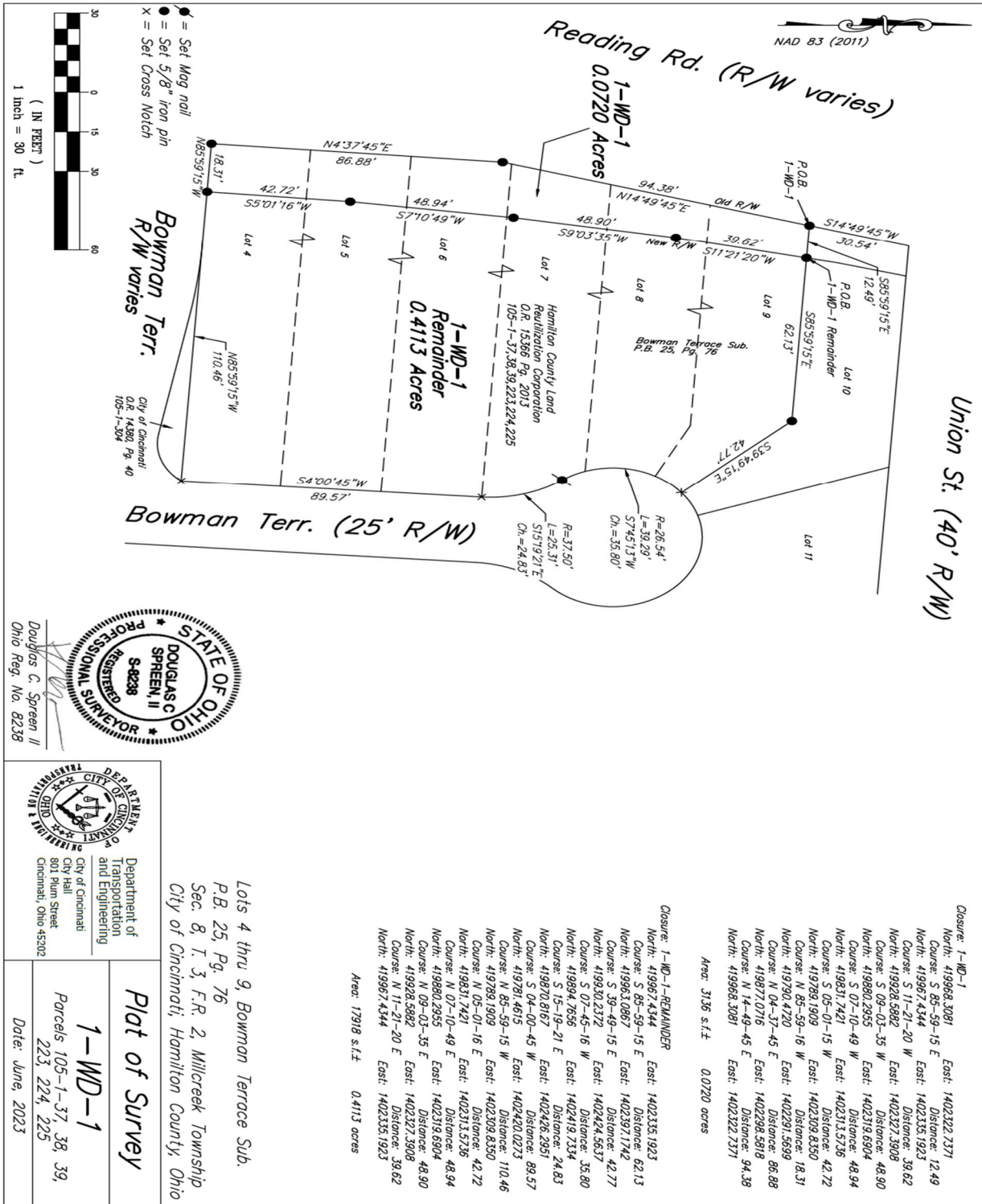
Situate in Section 8, Town 3, Fractional Range 2, Millcreek Township, City of Cincinnati, Hamilton County, Ohio and being part of a tract conveyed to Dellway Storage, L.P. in O.R. 13279 Pg. 2140 and in O.R. 13365 Pg. 1531 and being more particularly described as follows:


Commencing at the northeast corner of the intersection of Fredonia Avenue (R/W varies) and Melbourne Street (50' R/W); thence with the north line of Melbourne Street, South 84°09'39" East, 12.03 feet to the Point of Beginning; thence North 04°10'14" West, 69.19 feet to a point; thence North 66°14'31" East, 49.84 feet to a point; thence North 64°02'44" East, 42.82 feet to a point; thence North 24°23'23" West, 10.16 feet to a point; thence North 65°35'58" East, 228.91 feet to a point; thence North 65°39'30" East, 127.59 feet to a point; thence North 43°46'42" West, 40.94 feet to a point; thence North 65°38'21" East, 47.47 feet to a point; thence South 24°21'39" East, 16.56 feet to a point; thence South 59°30'08" West, 80.79 feet to a point; thence South 20°07'27" East, 5.46 feet to a point; thence South 67°42'18" West, 4.02 feet to a point; thence North 20°58'50" West, 5.13 feet to a point; thence South 65°37'02" West, 357.52 feet to a point; thence South 25°03'08" East, 22.03 feet to a point; thence South 64°57'02" West, 44.64 feet to a point; thence South 25°39'09" East, 86.20 feet to a point; thence along the north line of Melbourne Street, North 84°09'39" West, 85.74 feet to the Point of Beginning. Containing 11634 square feet of land more or less. Bearings based on NAD 83 (2011). Subject to all legal highways, easements and restrictions of record. Based on a survey performed under the direction of Douglas C. Spreen II, Ohio Registration Number 8238.



# ATTACHMENT B

## Site Survey



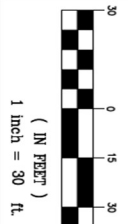
  
 DOUGLAS C. SPREEN, II  
 PROFESSIONAL SURVEYOR  
 S-8238  
 STATE OF OHIO

Douglas C. Spreen II  
 Ohio Reg. No. 8238

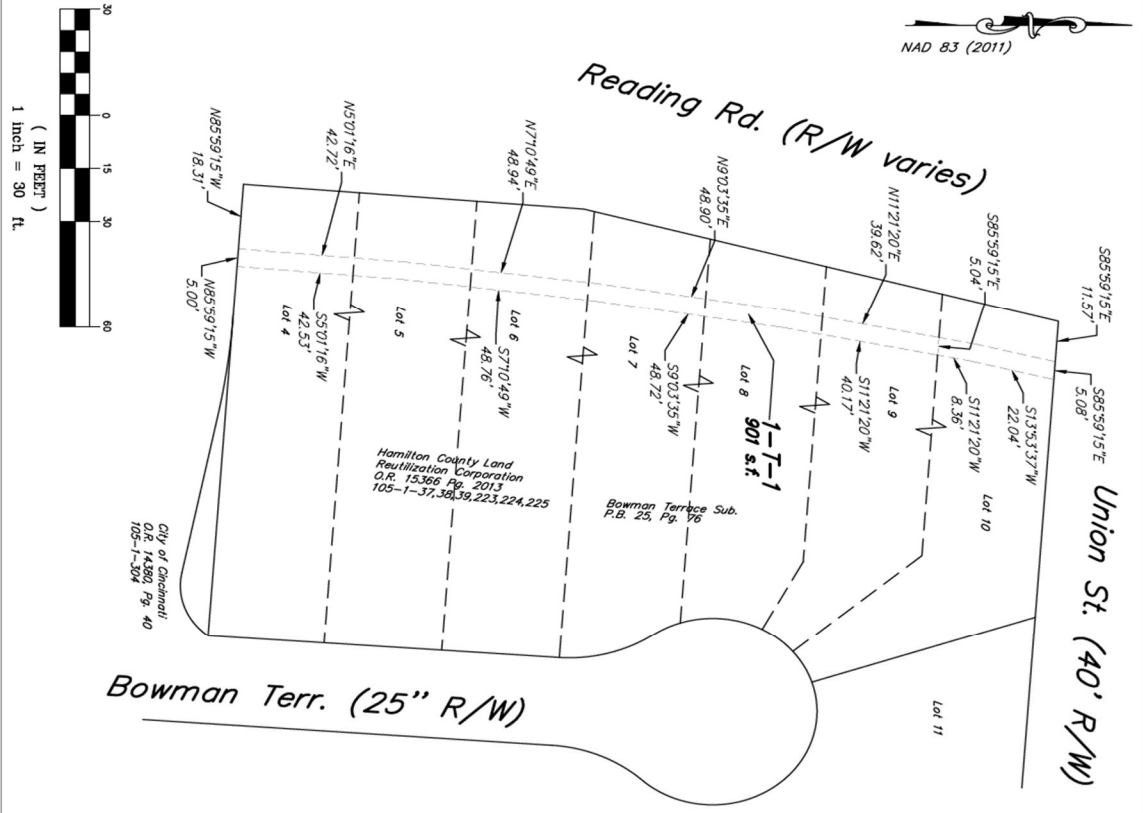
  
 DEPARTMENT OF TRANSPORTATION AND ENGINEERING  
 CITY OF CINCINNATI  
 801 Plum Street  
 Cincinnati, Ohio 45202

**Plat of Survey**  
**1-WD-1**  
 Parcels 105-1-37, 38, 39,  
 223, 224, 225  
 Date: June, 2023

Lots 4 thru 9, Bowman Terrace Sub.  
 P.B. 25, Pg. 76  
 Sec. 8, T. 3, R. 2, Millcreek Township  
 City of Cincinnati, Hamilton County, Ohio



- = Set 5/8" iron pin
- = Set Mag nail
- x = Set Cross Notch



STATE OF OHIO  
DOUGLAS C. SPEER, II  
REGISTERED PROFESSIONAL SURVEYOR  
S-8238

Douglas C. Speer, II  
Ohio Reg. No. 8238

DEPARTMENT OF TRANSPORTATION AND ENGINEERING  
CITY OF CINCINNATI  
801 Plum Street  
Cincinnati, Ohio 45202

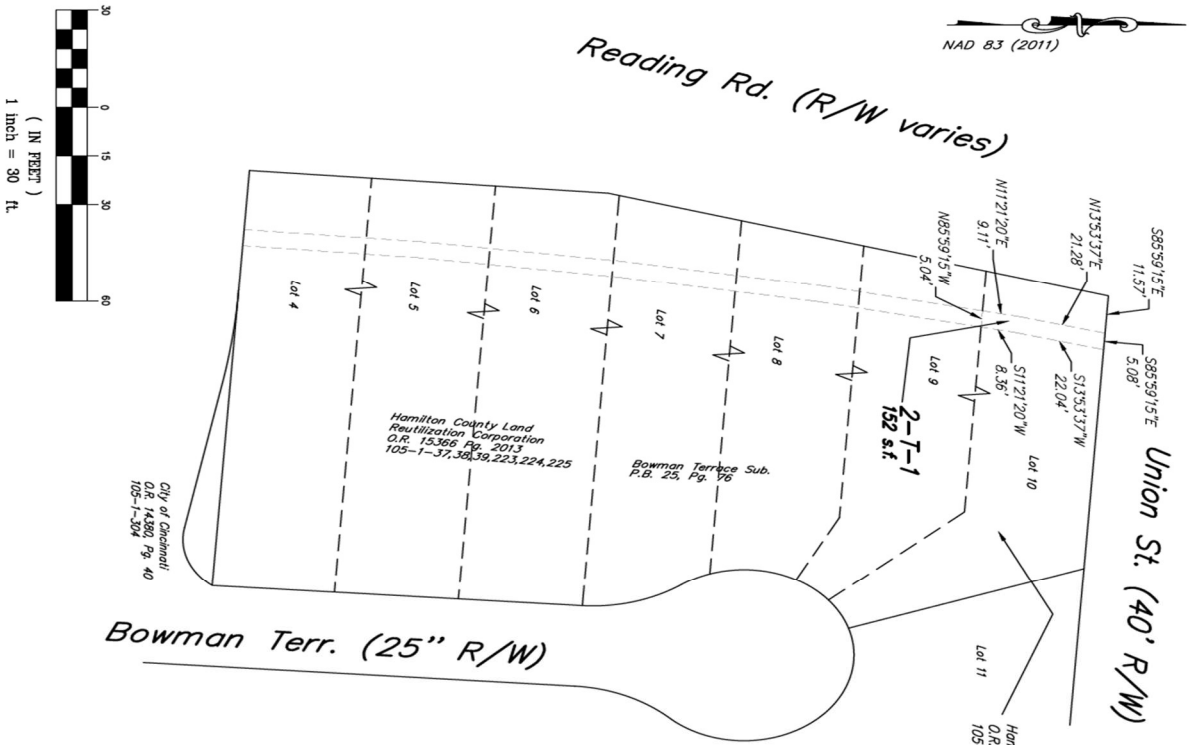
Lots 4 thru 9, Bowman Terrace Sub.  
P.B. 25, Pg. 76  
Sec. 8, T. 3, F.R. 2, Millcreek Township  
City of Cincinnati, Hamilton County, Ohio

**Temporary Easement**  
1-T-1  
Parcels 105-1-37, 38, 39,  
223, 224, 225  
Date: June, 2023



NAD 83 (2011)

Reading Rd. (R/W varies)



( IN FEET )  
1 inch = 30 ft.

Bowman Terr. (25" R/W)

Union St. (40' R/W)

Douglas C. Spreen II  
Ohio Reg. No. 8238



DEPARTMENT OF PUBLIC SAFETY  
CITY OF CINCINNATI  
DEPARTMENT OF TRANSPORTATION AND ENGINEERING  
City Hall  
801 Plum Street  
Cincinnati, Ohio 45202

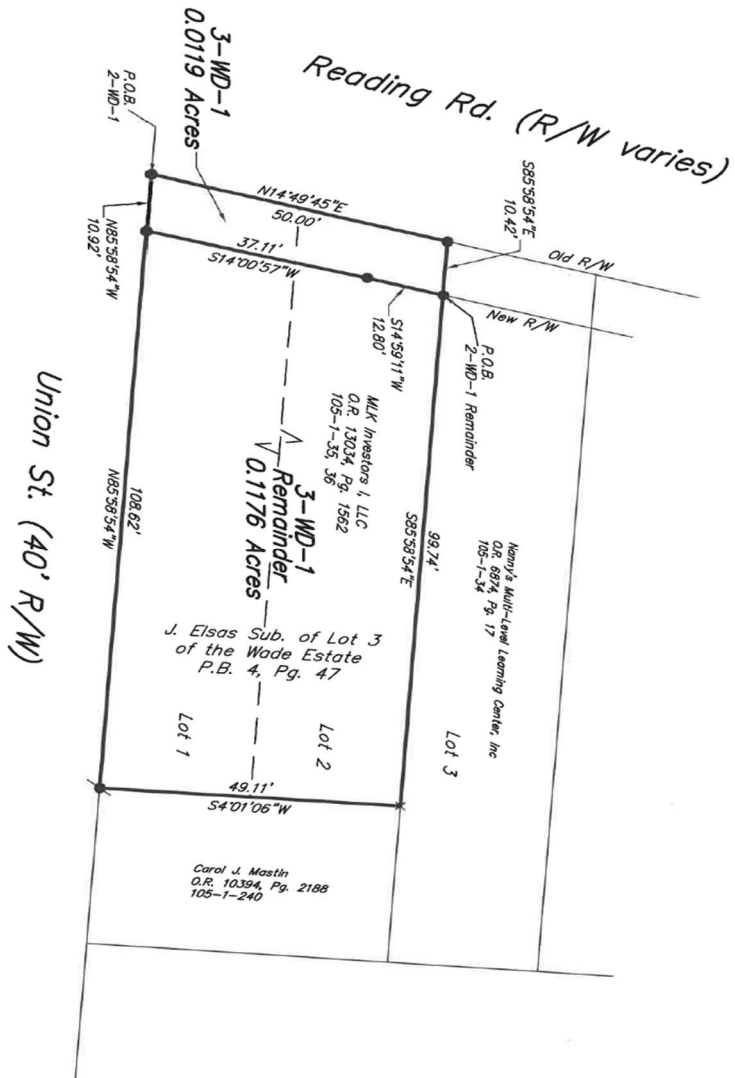
Lot 10, Bowman Terrace Sub.  
P.B. 25, Pg. 76  
Sec. 8, T. 3, F.R. 2, Milcreek Township  
City of Cincinnati, Hamilton County, Ohio

Temporary Easement

2-T-1

Parcel 105-1-221

Date: June, 2023




Closure 3-WD-1  
North: 420037.2210 East: 1402340.9821  
Course: N 14-49-45 E Distance: 50.00  
North: 420085.5557 East: 1402353.7790  
Course: S 85-58-54 E Distance: 10.42  
North: 420084.8254 East: 1402364.1748  
Course: S 14-59-11 W Distance: 12.80  
North: 420072.4594 East: 1402360.8645  
Course: S 14-00-57 W Distance: 37.11  
North: 420036.4556 East: 1402351.8772  
Course: N 85-58-54 W Distance: 10.92  
North: 420037.2210 East: 1402340.9821

Arec: 520 s.f.f. 0.0119 acres

Closure 3-WD-1-REMAINDER  
North: 420084.8254 East: 1402364.1748  
Course: S 85-58-54 E Distance: 99.74  
North: 420072.8361 East: 1402463.6701  
Course: S 04-01-06 W Distance: 49.11  
North: 420028.8443 East: 1402460.2286  
Course: N 85-58-54 W Distance: 108.62  
North: 420036.4556 East: 1402351.8772  
Course: N 14-00-57 E Distance: 37.11  
North: 420072.4594 East: 1402360.8645  
Course: N 14-59-11 E Distance: 12.80  
North: 420084.8254 East: 1402364.1748

Arec: 5121 s.f.f. 0.1176 acres



GRAPHIC SCALE

- = Set Mag nail
- = Set 5/8" iron pin
- x = Set Cross Notch



Douglas C. Spreen II  
Ohio Reg. No. 8238

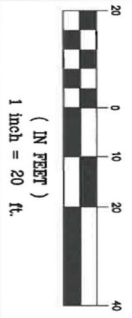
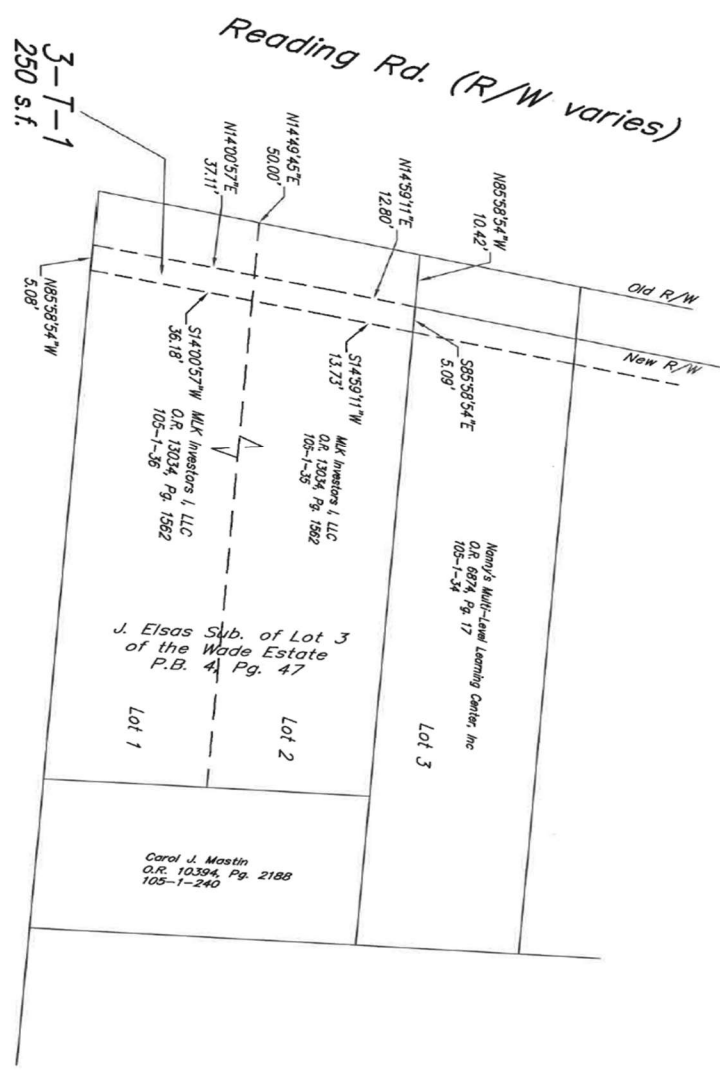


Department of  
Transportation  
and Engineering  
City of Cincinnati  
City Hall  
801 Plum Street  
Cincinnati, Ohio 45202

**Plat of Survey**  
**3-WD-1**  
Parcels 105-1-35, 36  
Date: June, 2023

Pt. Lots 1 and 2 J. Elsas Sub. of Lot 3  
of the Wade Estate, P.B. 4, Pg. 47  
Sec. 8, T. 3, F.R. 2, Millcreek Township  
City of Cincinnati, Hamilton County, Ohio

NAD 83 (2011)



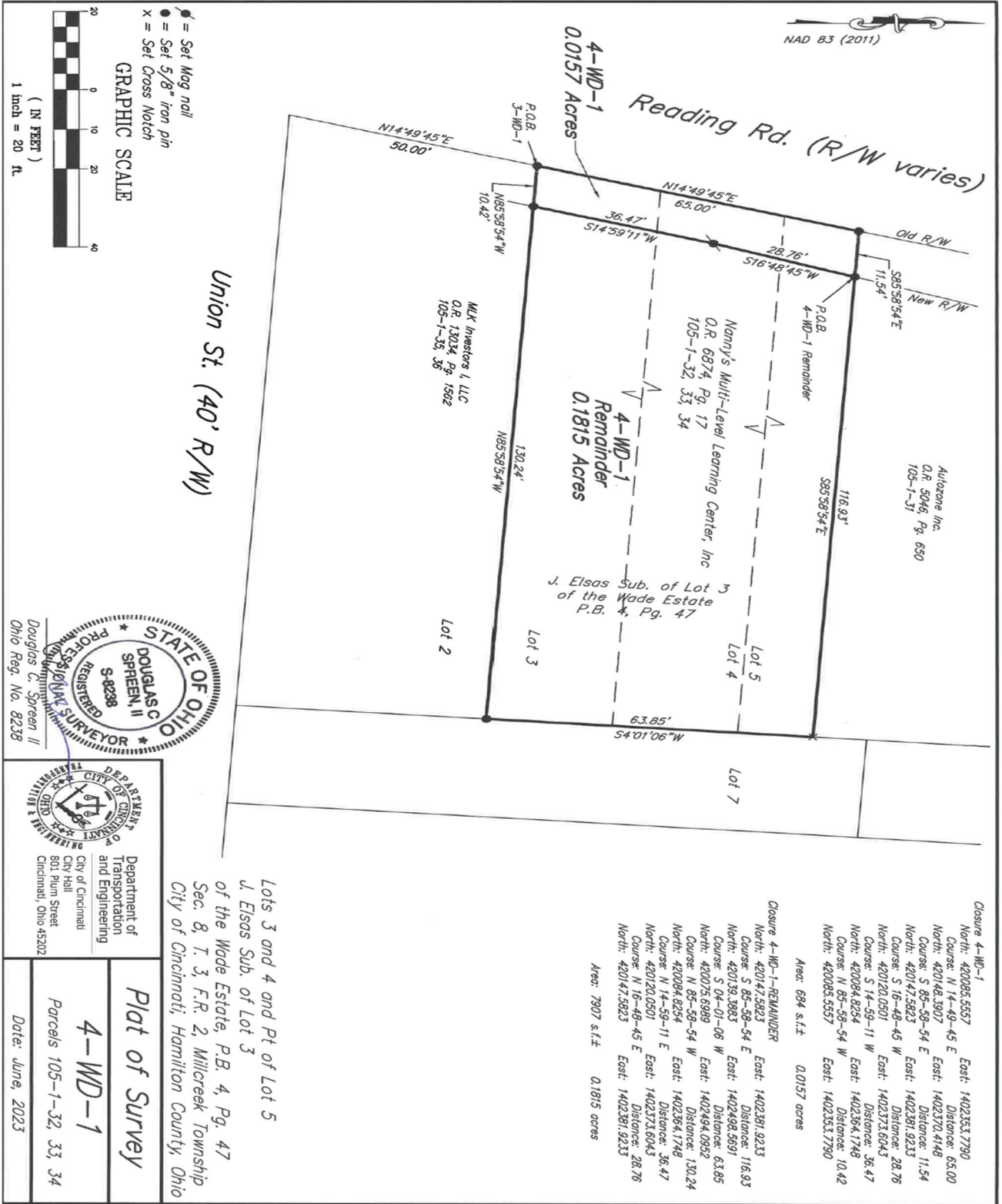
GRAPHIC SCALE

STATE OF OHIO  
 REGISTERED PROFESSIONAL SURVEYOR  
 DOUGLAS C. SPREEN, II  
 S-8238  
 Douglas C. Spreen II  
 Ohio Reg. No. 8238

DEPARTMENT OF TRANSPORTATION AND ENGINEERING  
 CITY OF CINCINNATI  
 801 PUM STREET  
 CINCINNATI, OHIO 45202

Pt. Lots 1 and 2 J. Elsas Sub. of Lot 3  
 of the Wade Estate, P.B. 4, Pg. 47  
 Sec. 8, T. 3, F.R. 2, Millcreek Township  
 City of Cincinnati, Hamilton County, Ohio

Temporary Easement  
 3-T-1  
 Parcels 105-1-35, 36  
 Date: June, 2023



● = Set Mang nail  
● = Set 5/8" iron pin  
x = Set Cross Notch

**GRAPHIC SCALE**

( IN FEET )  
1 inch = 20 ft.

**STATE OF OHIO**  
REGISTERED PROFESSIONAL SURVEYOR  
DOUGLAS C. SPREEN, II  
S-8238  
Douglas C. Spreen II  
Ohio Reg. No. 8238

**CITY OF CINCINNATI**  
DEPARTMENT OF TRANSPORTATION AND ENGINEERING  
City Hall  
801 Plum Street  
Cincinnati, Ohio 45202

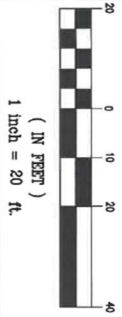
**Plat of Survey**  
**4-WD-1**  
Parcels 105-1-32, 33, 34  
Date: June, 2023

Lots 3 and 4 and Pt of Lot 5  
J. Elsas Sub. of Lot 3  
of the Wade Estate, P.B. 4, Pg. 47  
Sec. 8, T. 3, F.R. 2, Millcreek Township  
City of Cincinnati, Hamilton County, Ohio

NAD 83 (2011)

Reading Rd. (R/W varies)

Union St. (40' R/W)



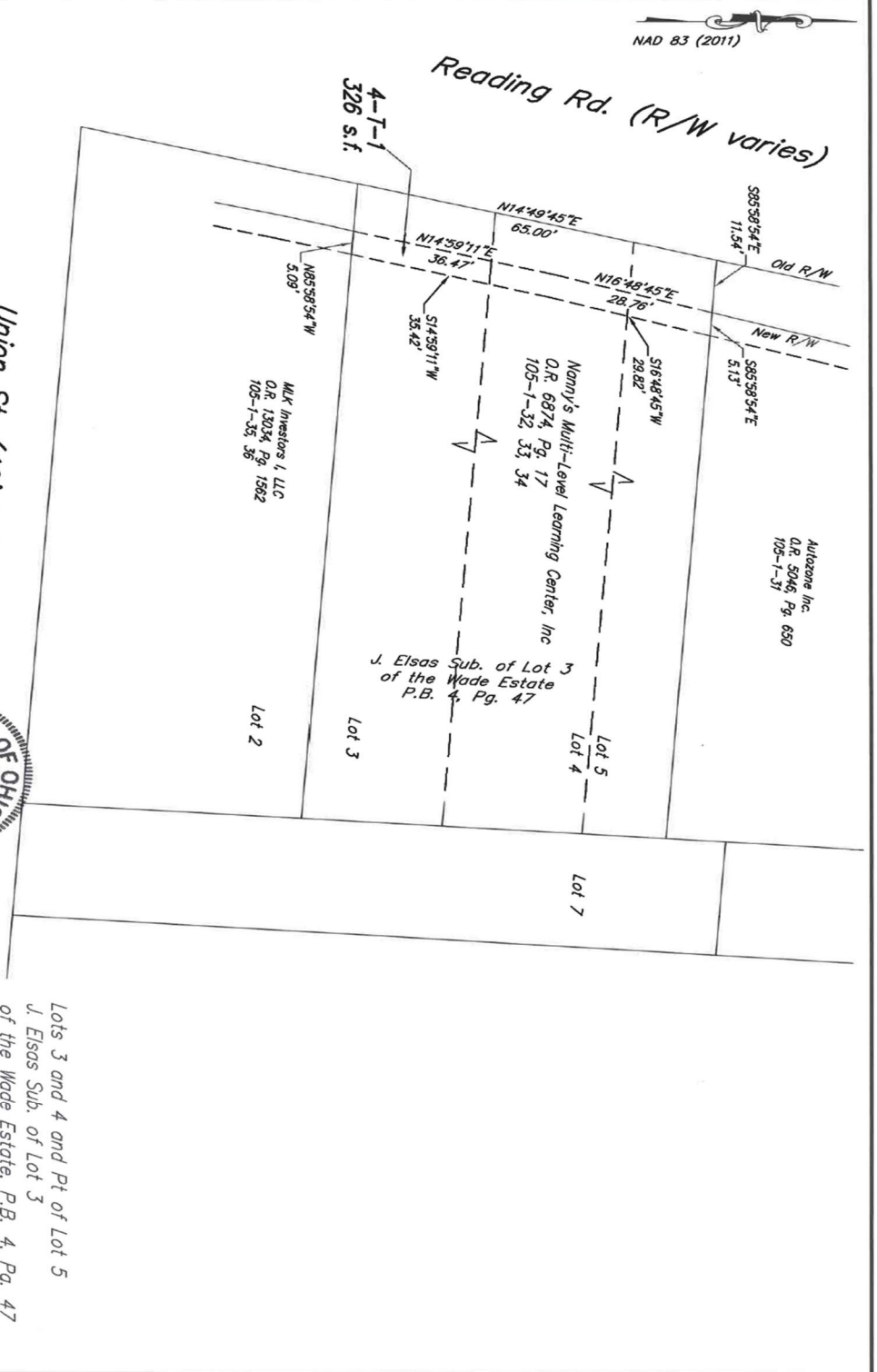
**Temporary Easement**

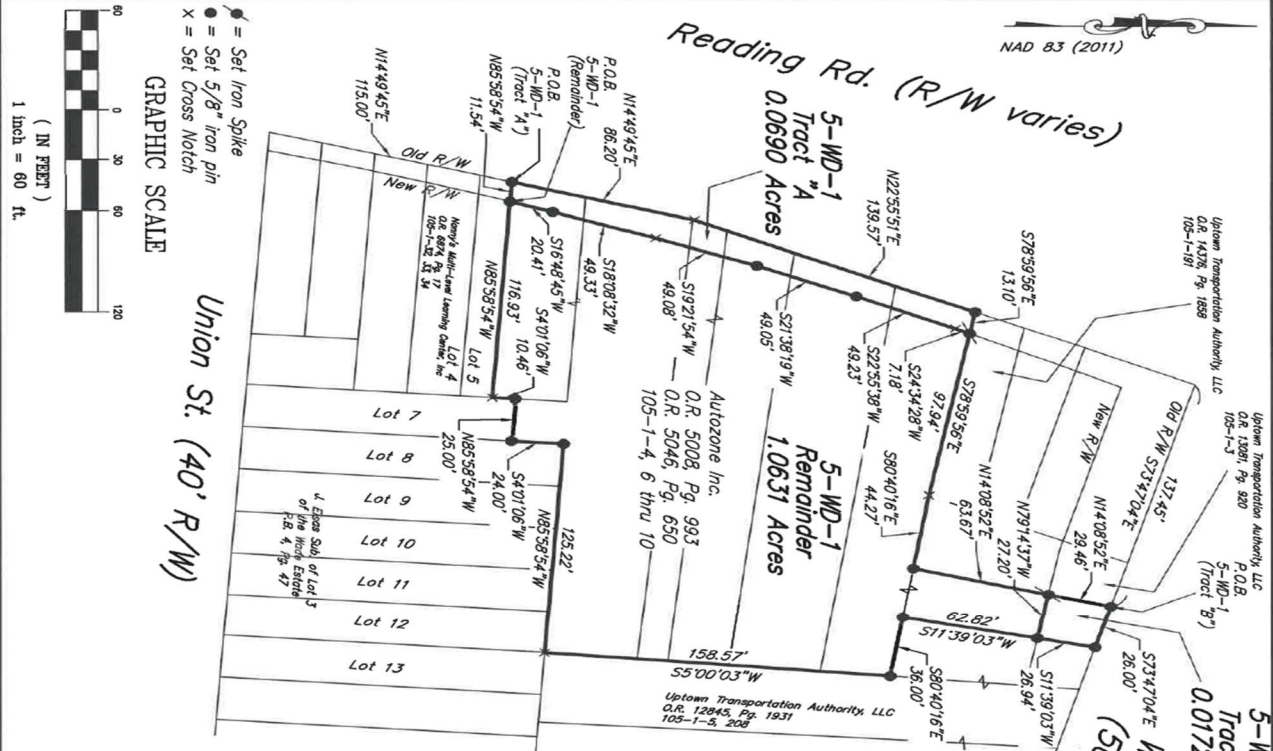
4-T-1

Parcels 105-1-32, 33, 34

Date: June, 2023

Lots 3 and 4 and Pt of Lot 5  
J. Elsas Sub. of Lot 3  
of the Wade Estate, P.B. 4, Pg. 47  
Sec. 8, T. 3, F.R. 2, Milcreek Township  
City of Cincinnati, Hamilton County, Ohio





● = Set Iron Spike  
 x = Set 5/8" iron pin  
 x = Set Cross Notch

GRAPHIC SCALE  
 ( IN FEET )  
 1 inch = 60 ft.



Douglas C. Spreen II  
 Ohio Reg. No. 8238



Department of Transportation and Engineering  
 City of Cincinnati  
 City Hall  
 801 Plum Street  
 Cincinnati, Ohio 45202

Lot 6 and Pt. of Lots 5 and 7  
 U. Elsas Sub. of Lot 3  
 Pt. of the Wade Estate, P.B. 4, Pg. 47  
 Pt. Lots 1 and 2  
 C. Donaldson's Sub. of a part of  
 Beech Grove, P.B. 2, Pg. 47  
 Sec. 8, T. 3, R. 2, Millcreek Township  
 City of Cincinnati, Hamilton County, Ohio

Plat of Survey

5-WD-1

Date: June, 2023

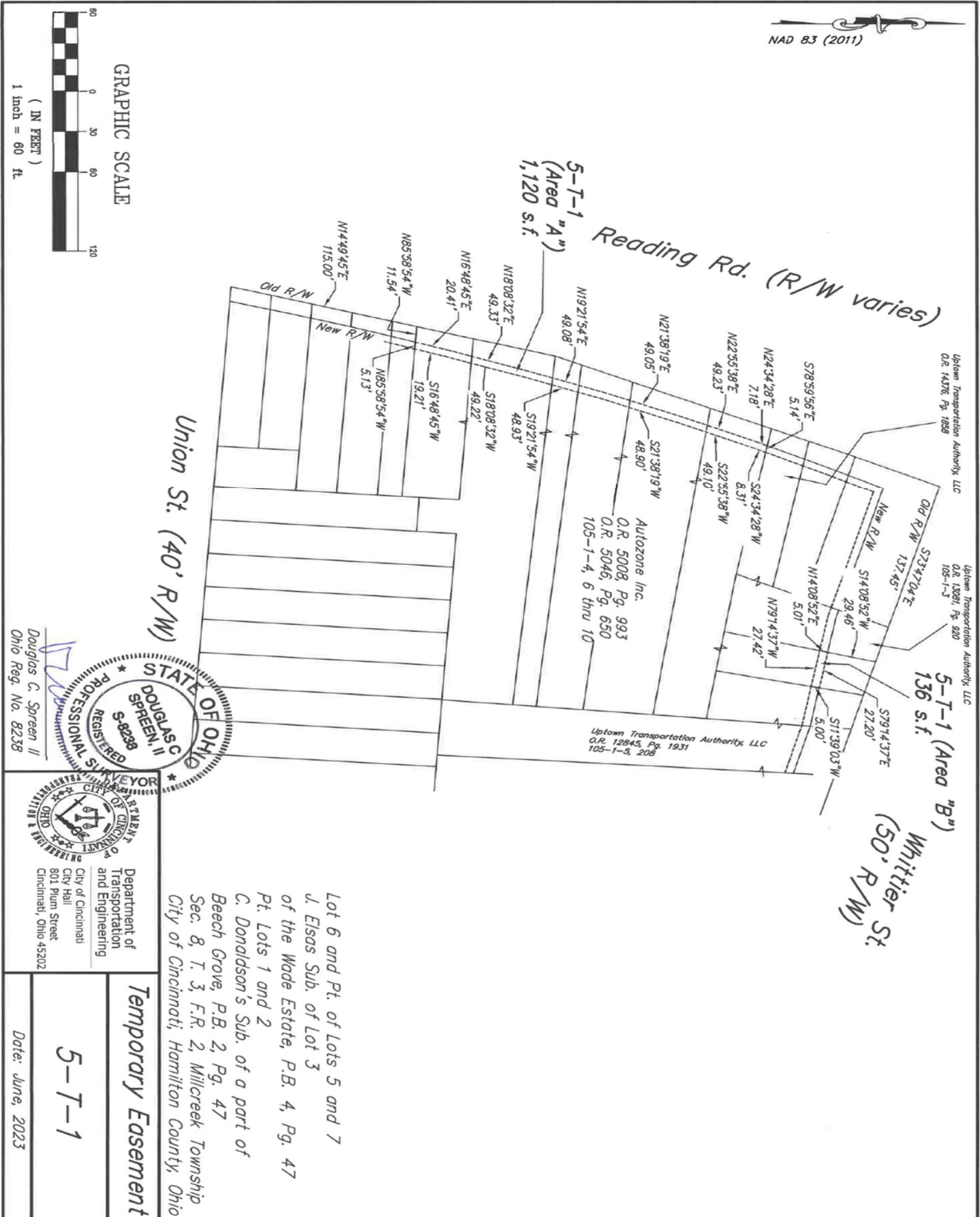
Course 5-WD-1  
 North: 420147.2923 East: 1402370.4148  
 North: 14-49-43 E East: 1402382.8820  
 North: 420231.7289 East: 1402382.4774  
 Course: N 22-05-51 E East: 1402448.6934  
 North: 420300.2878 W East: 1402448.6934  
 Course: S 79-59-56 E East: 1402456.7283  
 North: 420370.7450 W East: 1402456.7283  
 Course: S 22-55-38 W East: 1402456.7283  
 North: 420300.8999 W East: 1402456.7283  
 Course: S 21-39-19 W East: 1402456.7283  
 North: 420280.3029 W East: 1402456.7283  
 Course: S 19-21-54 W East: 1402456.7283  
 North: 420182.8594 W East: 1402456.7283  
 Course: S 16-46-45 W East: 1402381.8233  
 North: 420148.5823 W East: 1402381.8233  
 Course: N 85-59-54 W East: 1402370.4148  
 North: 420148.3907 W East: 1402370.4148

Area: 3088 s.f. 0.0890 acres

Course 5-WD-1-REMANDER  
 North: 420147.2923 East: 1402370.4148  
 Course: N 16-49-43 E East: 1402382.8820  
 North: 420167.1194 East: 1402382.8820  
 Course: N 19-00-32 E East: 1402401.0884  
 North: 420213.9594 W East: 1402401.0884  
 Course: S 79-59-56 E East: 1402448.6934  
 North: 420300.2878 W East: 1402448.6934  
 Course: N 21-39-19 E East: 1402456.7283  
 North: 420370.7450 W East: 1402456.7283  
 Course: S 22-55-38 W East: 1402456.7283  
 North: 420300.8999 W East: 1402456.7283  
 Course: S 21-39-19 W East: 1402456.7283  
 North: 420280.3029 W East: 1402456.7283  
 Course: S 19-21-54 W East: 1402456.7283  
 North: 420182.8594 W East: 1402456.7283  
 Course: S 16-46-45 W East: 1402381.8233  
 North: 420148.5823 W East: 1402381.8233  
 Course: N 85-59-54 W East: 1402370.4148  
 North: 420148.3907 W East: 1402370.4148

Area: 46307 s.f. 1.0631 acres

NAD 83 (2011)

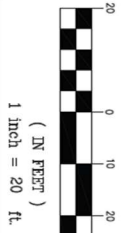
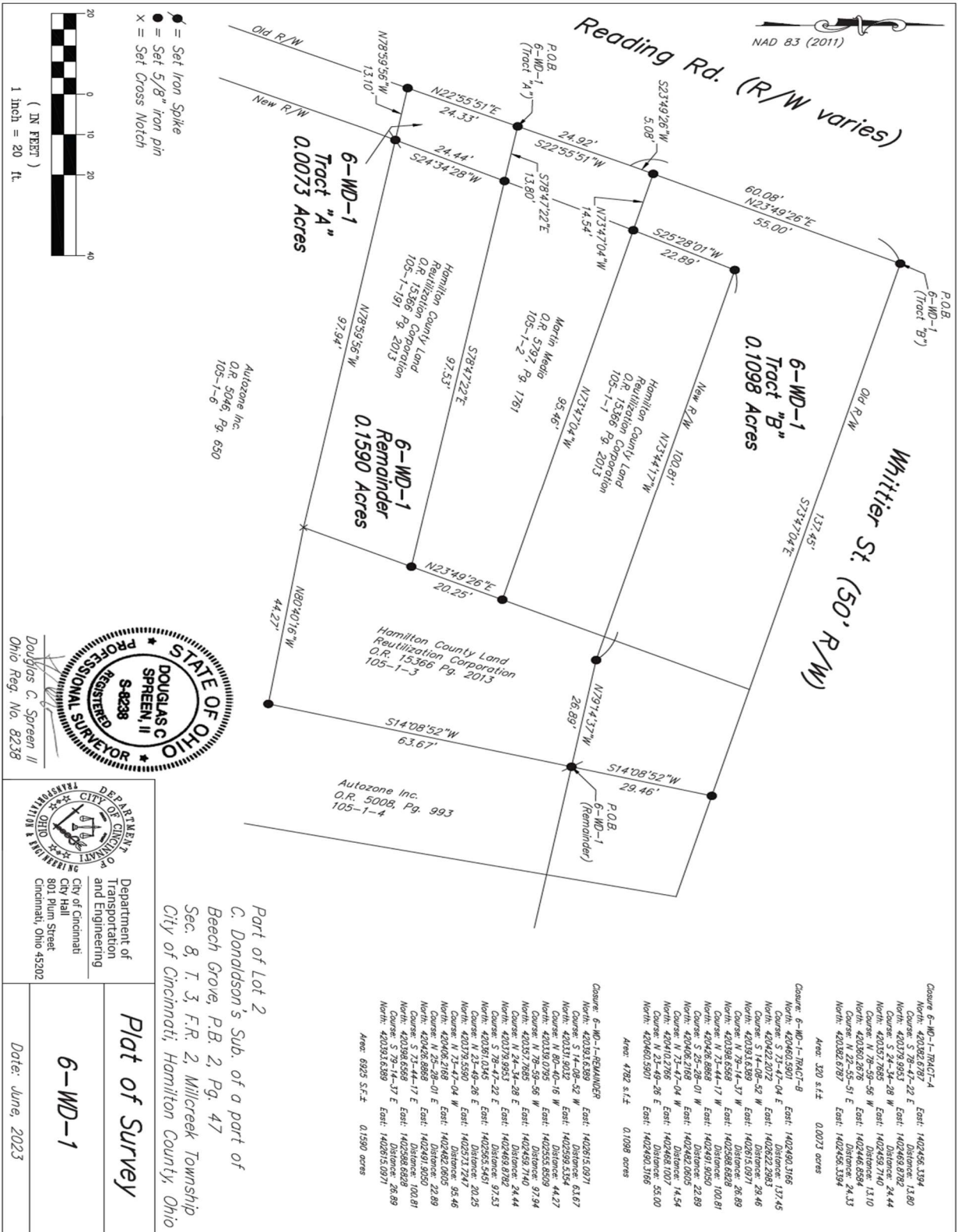


STATE OF OHIO  
 DOUGLAS C. SPREEN, II  
 REGISTERED PROFESSIONAL SURVEYOR  
 S-49238  
 Douglas C. Spreen II  
 Ohio Reg. No. 8238

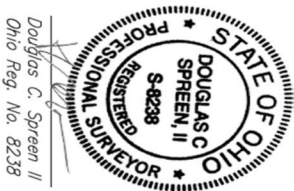
DEPARTMENT OF TRANSPORTATION AND ENGINEERING  
 City of Cincinnati  
 City Hall  
 801 Plum Street  
 Cincinnati, Ohio 45202

**Temporary Easement**  
 5-T-1  
 Date: June, 2023

Lot 6 and Pt. of Lots 5 and 7  
 J. Eisas Sub. of Lot 3  
 of the Wade Estate, P.B. 4, Pg. 47  
 Pt. Lots 1 and 2  
 C. Donaldson's Sub. of a part of  
 Beech Grove, P.B. 2, Pg. 47  
 Sec. 8, T. 3, F.R. 2, Millcreek Township  
 City of Cincinnati, Hamilton County, Ohio



● = Set Iron Spike  
 ○ = Set 5/8" iron pin  
 x = Set Cross Notch




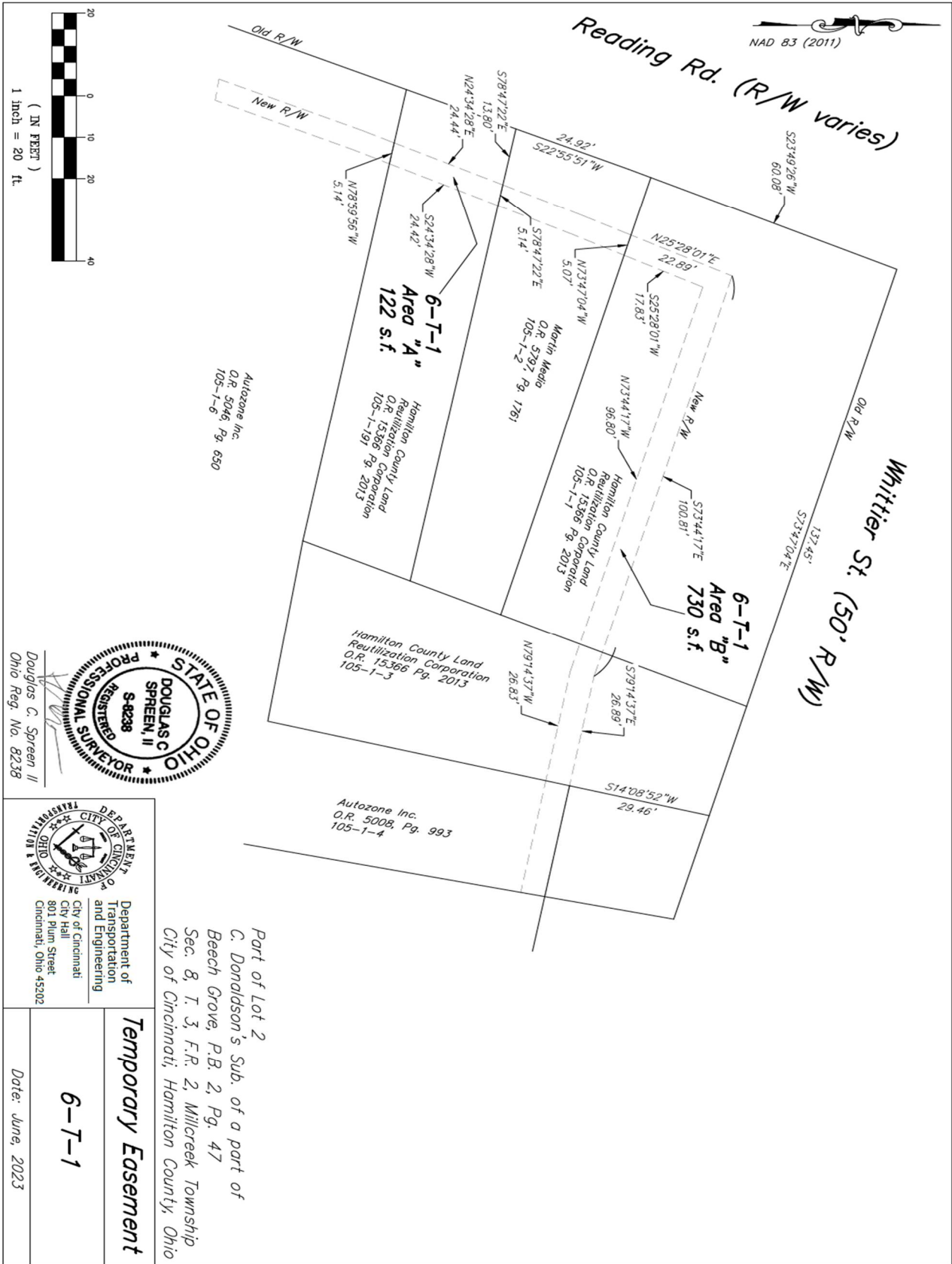
Douglas C. Spreen II  
 Ohio Reg. No. 8238

DEPARTMENT OF TRANSPORTATION  
 CITY OF CINCINNATI  
 City of Cincinnati  
 City Hall  
 801 Plum Street  
 Cincinnati, Ohio 45202

Department of Transportation and Engineering  
 City of Cincinnati  
 City Hall  
 801 Plum Street  
 Cincinnati, Ohio 45202  
**Plat of Survey**  
**6-WD-1**  
 Date: June, 2023

Part of Lot 2  
 C. Donaldson's Sub. of a part of  
 Beech Grove, P.B. 2, Pg. 47  
 Sec. 8, T. 3, F.R. 2, Millcreek Township  
 City of Cincinnati, Hamilton County, Ohio

Course: 6-WD-1-TRACT-A North: 420382.6787 East: 1402458.1394 Course: S 78-47-22 E Distance: 13.80 North: 420379.9953 East: 1402468.8782 Distance: 24.44 Course: S 24-34-48 W Distance: 24.44 North: 420382.6787 East: 1402468.8782 Distance: 13.10 Course: N 78-50-56 W Distance: 13.10 North: 420380.2676 East: 1402448.8294 Distance: 24.33 Course: N 25-55-51 E East: 1402458.3394 North: 420382.6787 East: 1402458.3394 Area: 320 s.f.± 0.0073 acres	Course: 6-WD-1-TRACT-B North: 420460.5901 East: 1402490.3166 Course: S 23-27-07 E East: 1402599.8283 Course: S 14-08-32 W Distance: 29.46 North: 420383.8589 East: 1402615.0971 Course: N 79-14-47 W East: 1402588.6828 Distance: 26.69 North: 420388.6388 East: 1402588.6828 Distance: 100.81 Course: S 25-28-01 W East: 1402491.9050 North: 420426.8868 East: 1402482.0805 Distance: 22.89 Course: S 25-28-01 W East: 1402482.0805 North: 420406.2168 East: 1402482.0805 Distance: 14.54 Course: N 73-44-04 W East: 1402481.1070 Distance: 55.00 North: 420417.09-28 E East: 1402490.3166 Course: N 23-09-26 E East: 1402490.3166 North: 420460.5901 East: 1402490.3166 Area: 4182 s.f.± 0.1098 acres	Course: 6-WD-1-REMAINDER North: 420383.8589 East: 1402615.0971 Course: S 14-08-32 W East: 1402599.8283 Distance: 29.46 North: 420381.0022 East: 1402599.8283 Distance: 44.27 North: 420382.6787 East: 1402555.8509 Course: N 78-50-56 W East: 1402555.8509 Distance: 97.94 North: 420382.6787 East: 1402458.7140 Course: N 24-34-48 E East: 1402458.7140 Distance: 24.44 North: 420382.6787 East: 1402458.7140 Distance: 24.44 Course: S 78-50-56 W East: 1402555.8509 North: 420382.6787 East: 1402555.8509 Distance: 20.25 Course: N 25-49-26 E East: 1402555.8509 North: 420381.0022 East: 1402555.8509 Distance: 95.46 Course: N 73-44-04 W East: 1402555.8509 North: 420382.6787 East: 1402555.8509 Distance: 22.89 Course: N 25-28-01 E East: 1402491.9050 North: 420426.8868 East: 1402491.9050 Distance: 100.81 Course: S 25-28-01 E East: 1402588.6828 Distance: 26.69 North: 420382.6787 East: 1402588.6828 Distance: 100.81 North: 420383.8589 East: 1402615.0971 Area: 6325 s.f.± 0.1590 acres
--	--	--



Douglas C. Spreen II  
Ohio Reg. No. 8238



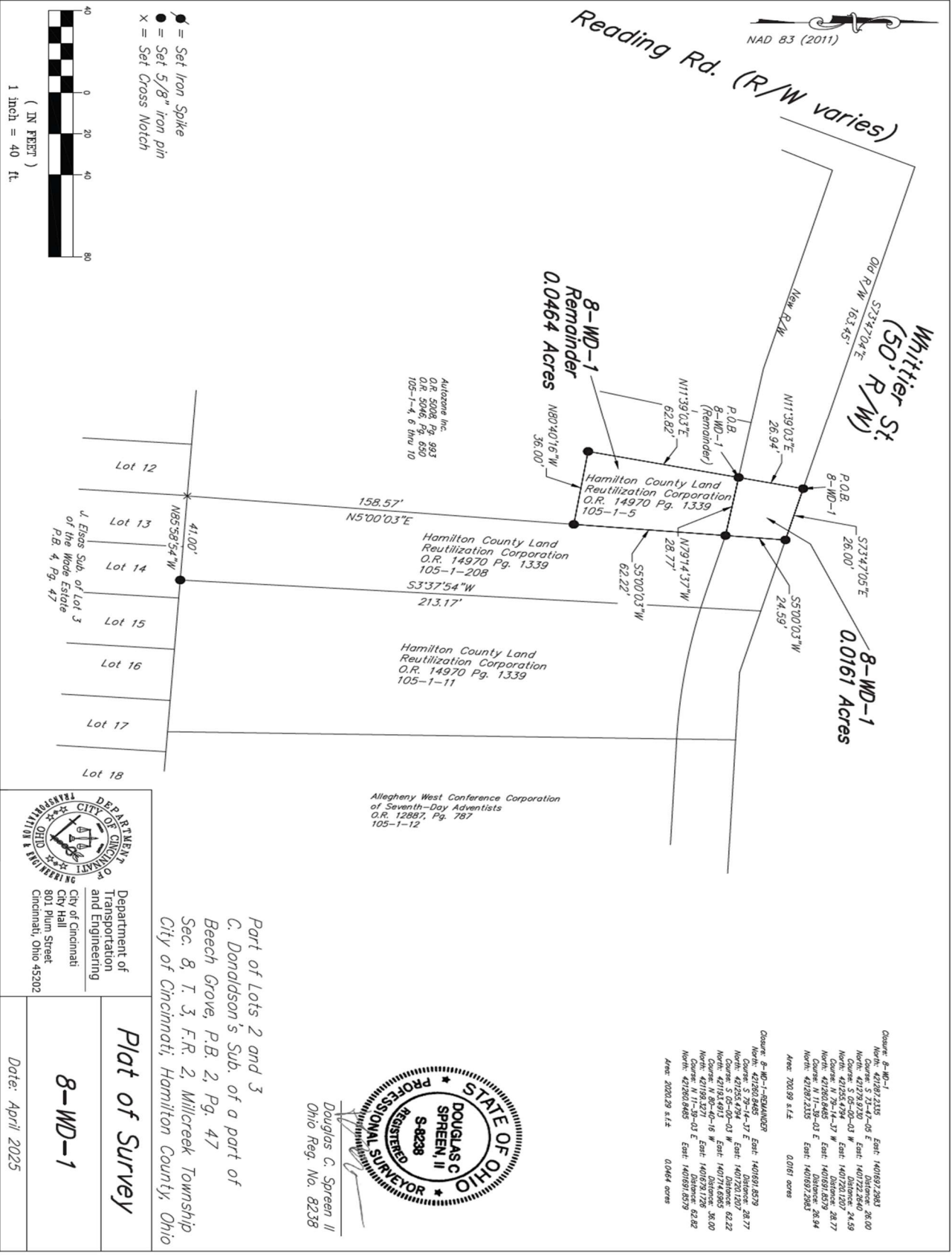
Department of  
Transportation  
and Engineering  
City of Cincinnati  
801 Plum Street  
Cincinnati, Ohio 45202

Part of Lot 2  
C. Donaldson's Sub. of a part of  
Beech Grove, P.B. 2, Pg. 47  
Sec. 8, T. 3, F.R. 2, Millcreek Township  
City of Cincinnati, Hamilton County, Ohio

**Temporary Easement**

**6-T-1**

Date: June, 2023



NAD 83 (2011)

● = Set Iron Spike  
 ● = Set 5/8" Iron pin  
 x = Set Cross Notch

( IN FEET )  
 1 inch = 40 ft.



Autosone Inc.  
 O.R. 5008 Pg. 983  
 O.R. 5046 Pg. 650  
 105-1-4, 6 thru 10

Hamilton County Land Reutilization Corporation  
 O.R. 14970 Pg. 1339  
 105-1-5

Hamilton County Land Reutilization Corporation  
 O.R. 14970 Pg. 1339  
 105-1-208

Hamilton County Land Reutilization Corporation  
 O.R. 14970 Pg. 1339  
 105-1-11

Allegheny West Conference Corporation  
 of Seventh-Day Adventists  
 O.R. 12887, Pg. 787  
 105-1-12

Course 8-WD-1  
 North: 42189.2135 East: 140189.2983  
 Course: S 73°47'04" E East: 140189.2983  
 North: 42189.2135 East: 140189.2983  
 Course: S 50°-00'-03" W East: 140189.2983  
 North: 42189.2135 East: 140189.2983  
 Course: N 73°-04'-14" W East: 140189.2983  
 North: 42189.2135 East: 140189.2983  
 Course: N 11°-38'-03" E East: 140189.2983  
 North: 42189.2135 East: 140189.2983  
 Area: 703.89 s.f.t. 0.0161 acres

Course 8-WD-1-REMANUER  
 North: 42189.2135 East: 140189.2983  
 Course: S 73°-47'-04" E East: 140189.2983  
 North: 42189.2135 East: 140189.2983  
 Course: N 80°-00'-16" W East: 140189.2983  
 North: 42189.2135 East: 140189.2983  
 Course: N 11°-38'-03" E East: 140189.2983  
 North: 42189.2135 East: 140189.2983  
 Area: 2020.29 s.f.t. 0.0464 acres


Part of Lots 2 and 3  
 C. Donaldson's Sub. of a part of  
 Beech Grove, P.B. 2, Pg. 47  
 Sec. 8, T. 3, F.R. 2, Millcreek Township  
 City of Cincinnati, Hamilton County, Ohio



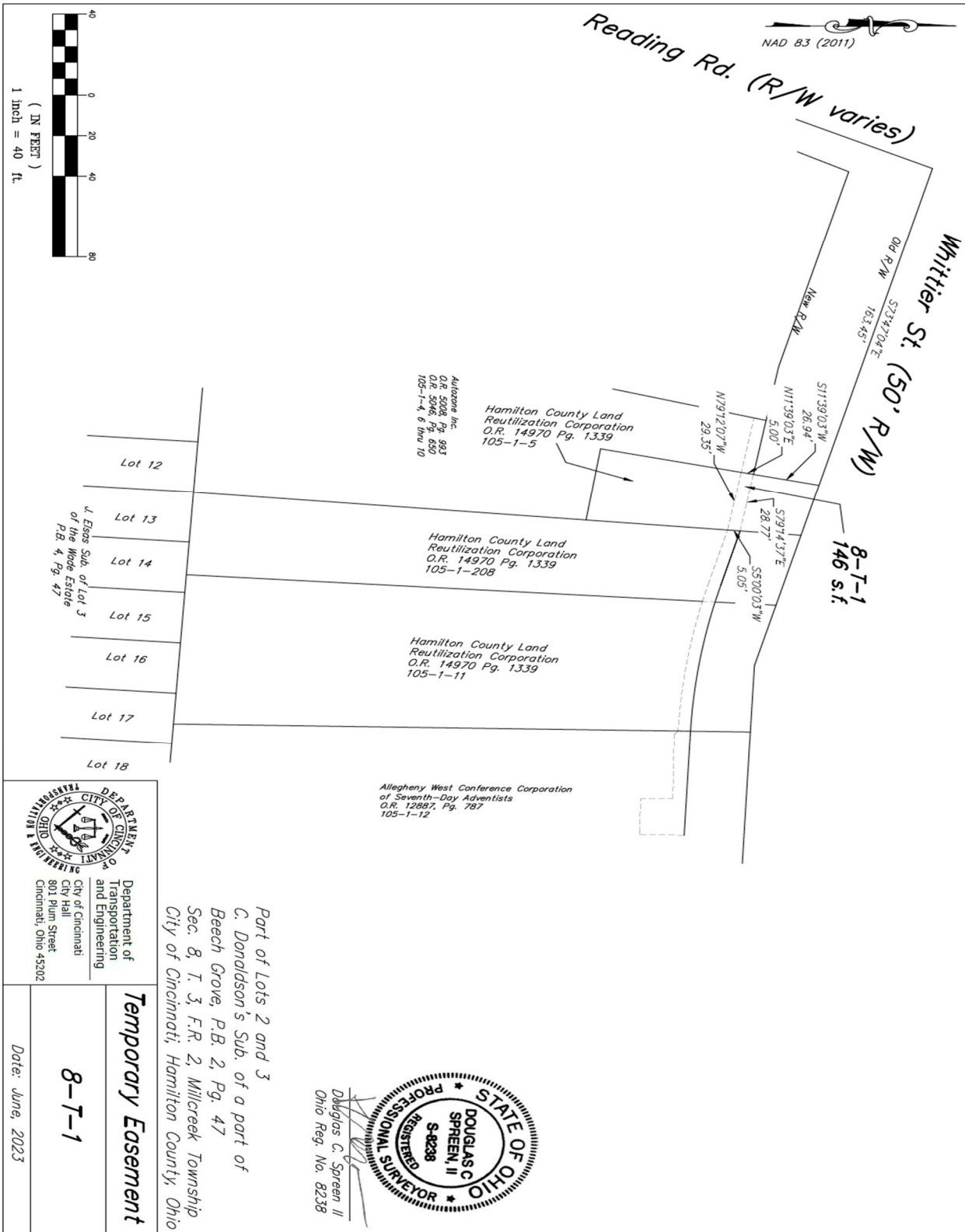
Department of  
 Transportation  
 and Engineering  
 City of Cincinnati  
 City Hall  
 801 Plum Street  
 Cincinnati, Ohio 45202

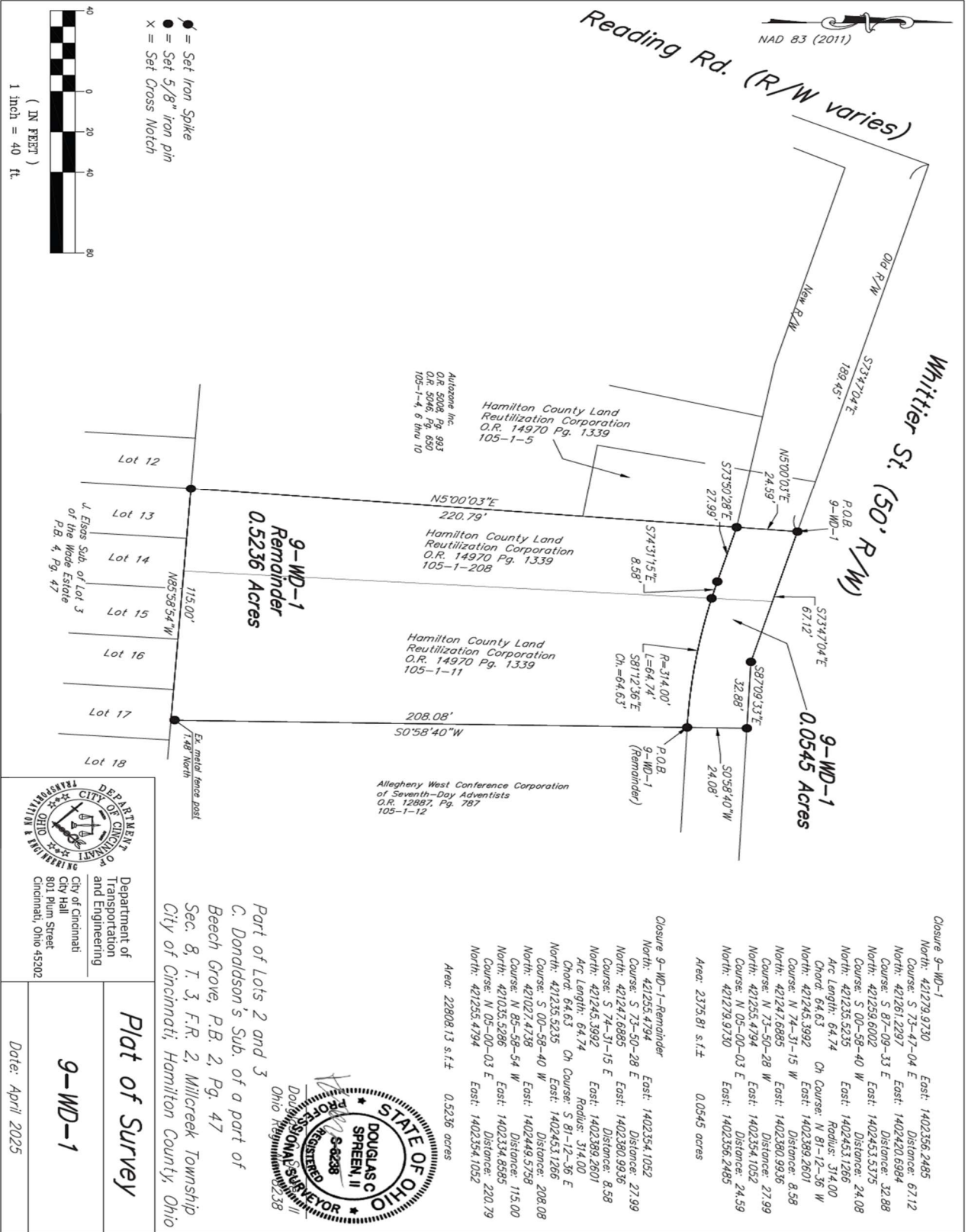
Plat of Survey  
 8-WD-1

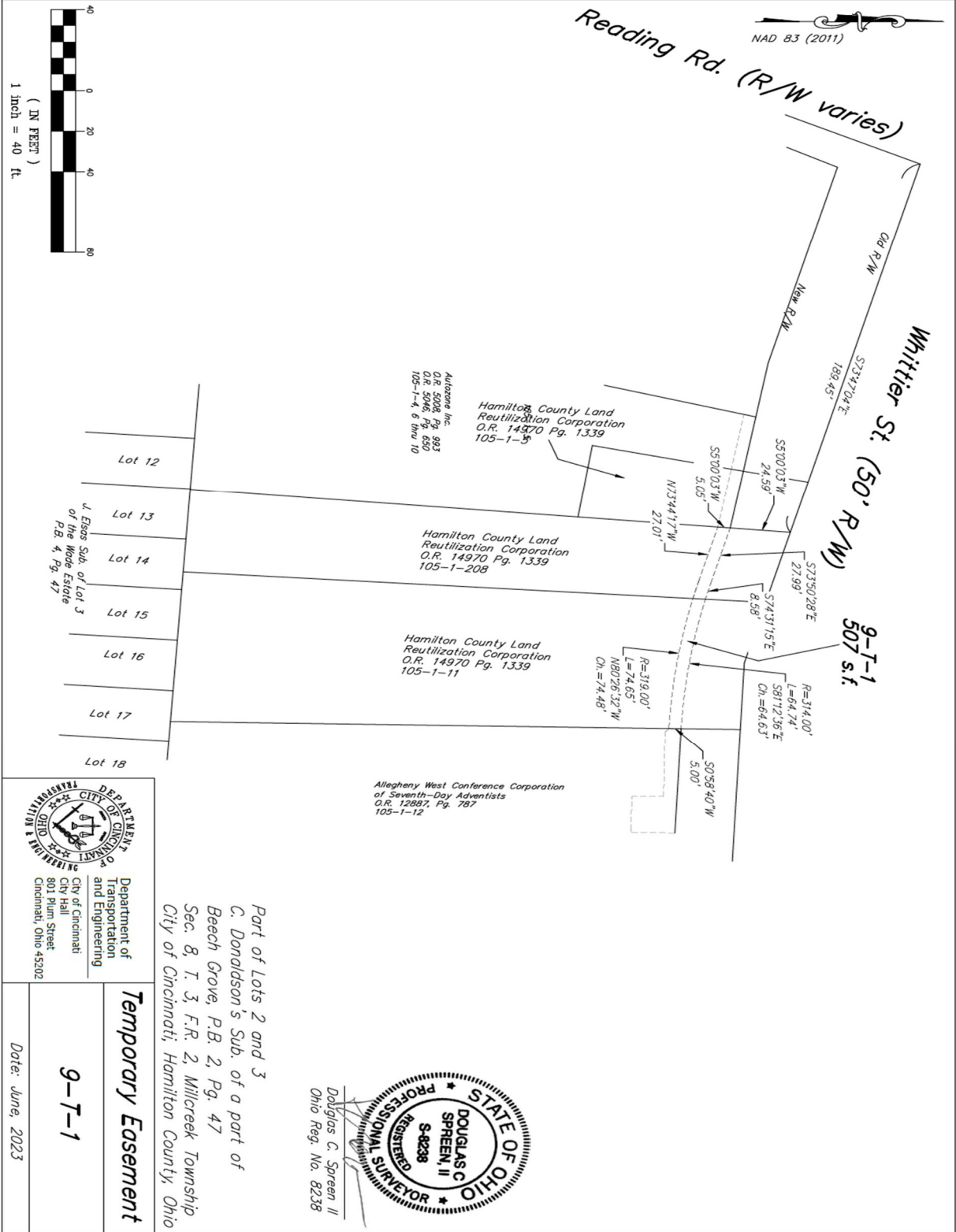
Date: April 2025


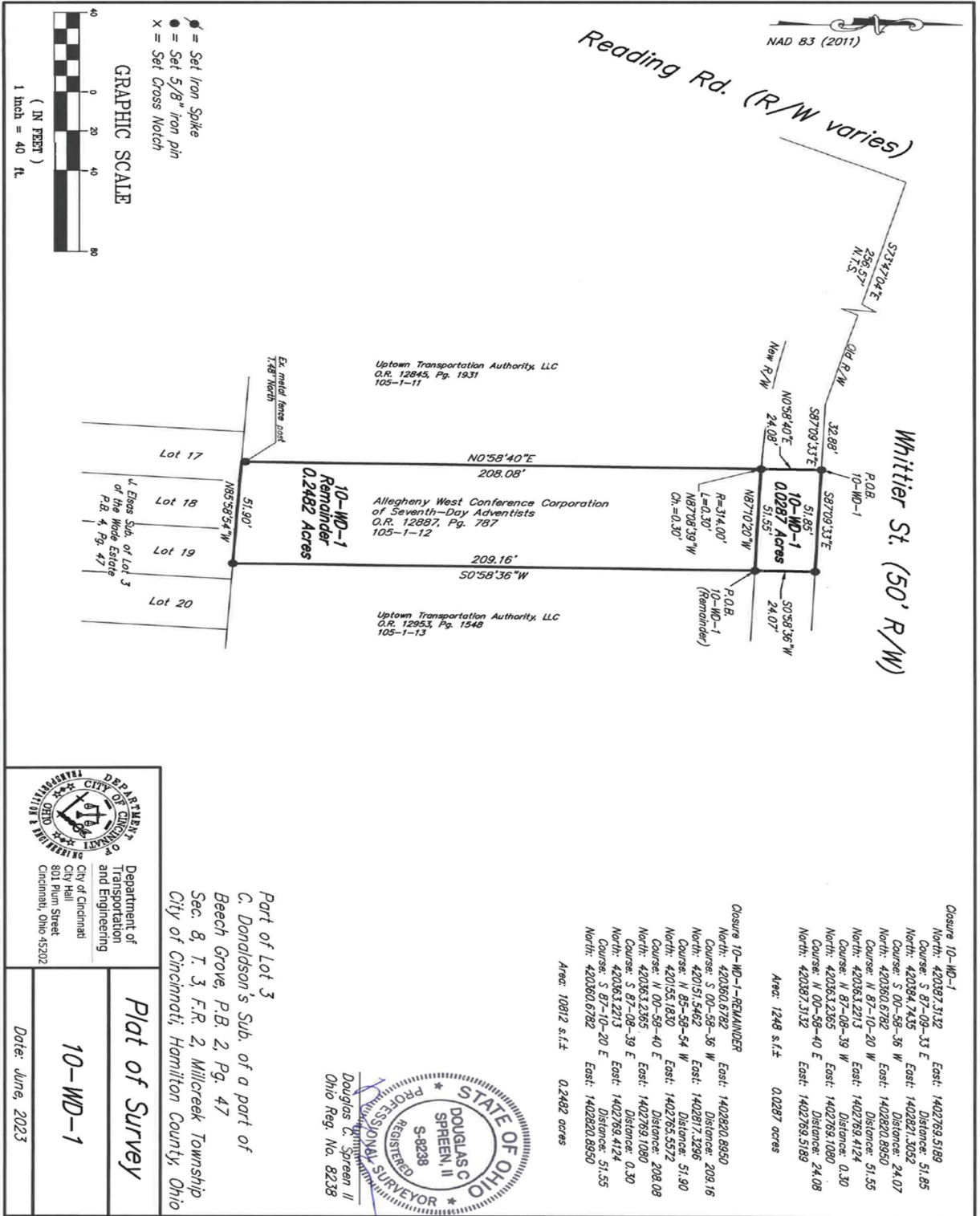


Douglas C. Spreen II  
 Ohio Reg. No. 8238









Uptown Transportation Authority, LLC  
 O.R. 12845, Pg. 1931  
 105-1-11

Allegheny West Conference Corporation  
 of Seventh-Day Adventists  
 O.R. 12887, Pg. 787  
 105-1-12

Uptown Transportation Authority, LLC  
 O.R. 12953, Pg. 1548  
 105-1-13

Lot 17  
 Lot 18  
 Lot 19  
 Lot 20

1/4 Eas. Sub. of Lot 3  
 of the Wade Estate  
 P.2, 4, Pg. 47

Closure 10-WD-1  
 North: 420387.3132 East: 1402769.5189  
 Course: S 87-09-33 E Distance: 51.85  
 North: 420384.7435 East: 1402821.3052 Distance: 24.07  
 Course: S 00-58-36 W East: 1402820.8950 Distance: 24.07  
 North: 420380.6782 East: 1402820.8950 Distance: 51.55  
 Course: N 87-10-20 W East: 1402769.4124 Distance: 0.30  
 North: 420383.2213 East: 1402769.1080 Distance: 24.08  
 Course: N 87-08-39 W East: 1402769.1080 Distance: 24.08  
 North: 420383.2365 East: 1402769.5189 Distance: 0.2877 acres  
 Course: N 00-58-40 E East: 1402769.5189 Distance: 0.2877 acres

Closure 10-WD-1-REMAINDER  
 North: 420360.6782 East: 1402820.8950 Distance: 209.16  
 Course: S 00-58-36 W East: 1402817.3296 Distance: 51.90  
 North: 420151.5462 East: 1402769.5572 Distance: 208.08  
 Course: N 85-59-54 W East: 1402769.5572 Distance: 0.30  
 North: 420155.1830 East: 1402769.1080 Distance: 208.08  
 Course: N 00-59-40 E East: 1402769.1080 Distance: 0.30  
 North: 420363.2365 East: 1402769.4124 Distance: 51.55  
 Course: S 87-09-39 E East: 1402769.4124 Distance: 51.55  
 North: 420363.2213 East: 1402769.1080 Distance: 208.08  
 Course: S 87-10-20 E East: 1402820.8950 Distance: 209.16  
 North: 420360.6782 East: 1402820.8950 Distance: 209.16  
 Area: 10812 s.f. 0.2482 acres

Department of  
 Transportation  
 and Engineering  
 City of Cincinnati  
 City Hall  
 801 Plum Street  
 Cincinnati, Ohio 45202

**Plat of Survey**  
**10-WD-1**  
 Date: June, 2023

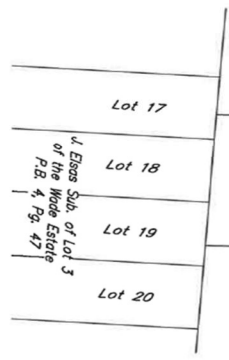
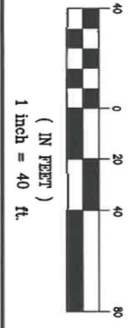
Part of Lot 3  
 C. Donaldson's Sub. of a part of  
 Beech Grove, P.B. 2, Pg. 47  
 Sec. 8, T. 3, F.R. 2, Millcreek Township  
 City of Cincinnati, Hamilton County, Ohio

STATE OF OHIO  
 DOUGLAS C. SPREEN II  
 S-8238  
 REGISTERED PROFESSIONAL SURVEYOR  
 Douglas C. Spreen II  
 Ohio Reg. No. 8238



Reading Rd. (R/W varies)

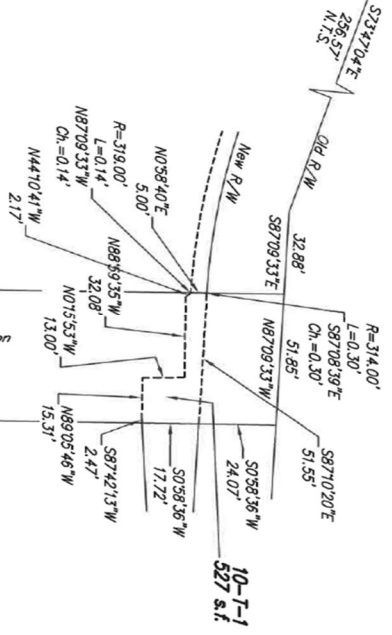
Whittier St. (50' R/W)



Uptown Transportation Authority, LLC  
O.R. 12845, Pg. 1931  
105-1-11

Allegheny West Conference Corporation  
of Seventh-Day Adventists  
O.R. 12887, Pg. 787  
105-1-12

Uptown Transportation Authority, LLC  
O.R. 12953, Pg. 1548  
105-1-13



Department of Transportation and Engineering  
City of Cincinnati  
City Hall  
801 Plum Street  
Cincinnati, Ohio 45202

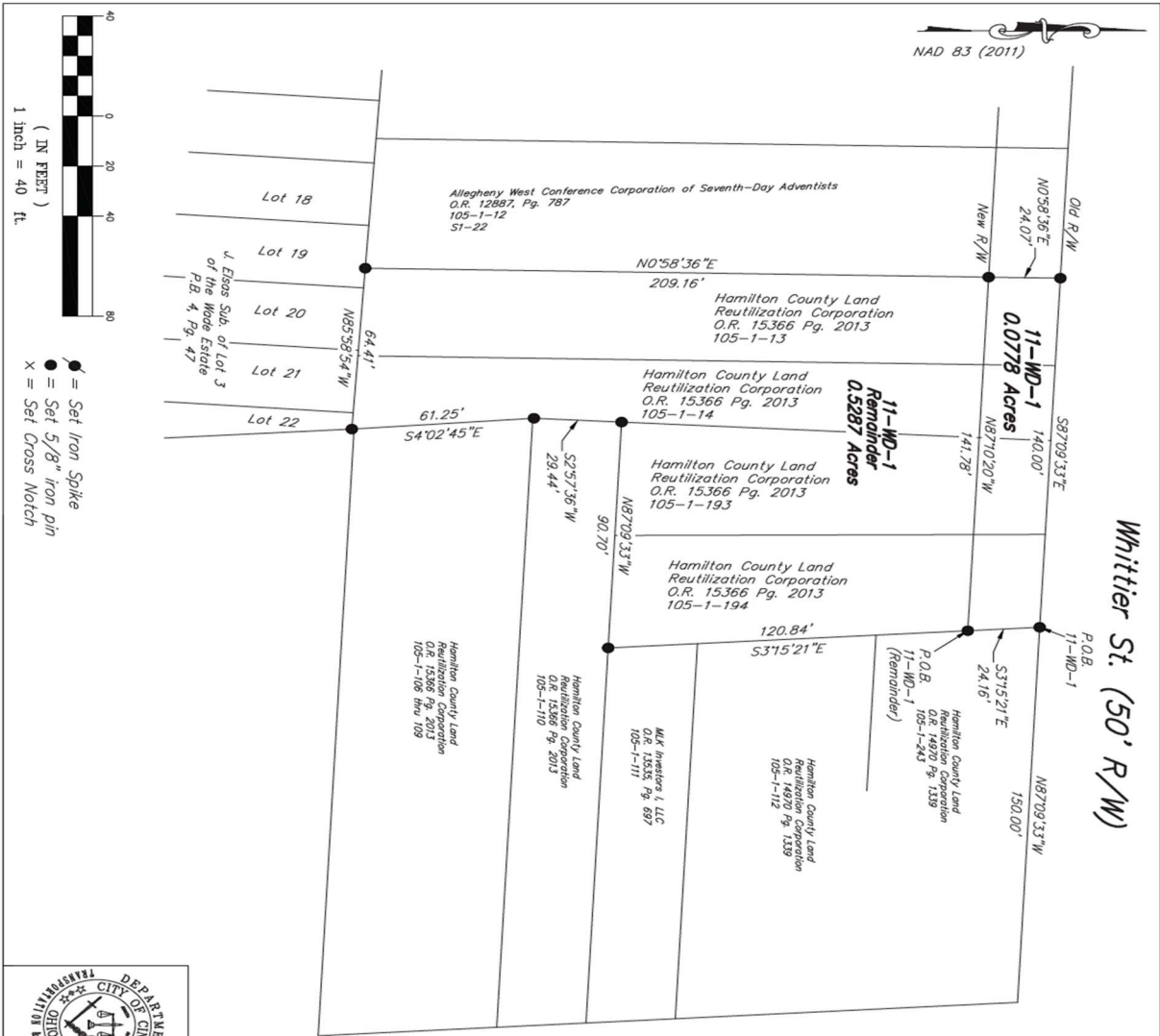
Part of Lot 3  
C. Donaldson's Sub. of a part of  
Beech Grove, P.B. 2, Pg. 47  
Sec. 8, T. 3, F.R. 2, Millcreek Township  
City of Cincinnati, Hamilton County, Ohio

Temporary Easement

10-T-1

Date: June, 2023





**Closure 11-WD-1**

North: 420372.8050 East: 1402961.1332  
 Course: S 12°-09'-21" E Distance: 24.16  
 North: 420353.6832 East: 1402963.2634  
 Course: 48°-10'-20" W East: 1402820.8950  
 North: 420360.6782 East: 1402821.3052  
 Course: N 00°-58'-56" E Distance: 24.07  
 North: 420384.7435 East: 1402961.1332  
 Course: S 87°-09'-33" E Distance: 140.00  
 North: 420372.8050 East: 1402961.1332

**Area: 3387 s.f.± 0.0778 acres**

**Closure 11-WD-1-REMAINDER**

North: 420353.6832 East: 1402962.9054  
 Course: S 12°-09'-21" E Distance: 120.84  
 North: 420353.6832 East: 1402963.2634  
 Course: 48°-10'-20" W East: 1402820.8950  
 North: 420372.8050 East: 1402821.3052  
 Course: S 02°-57'-36" W East: 1402878.2800  
 North: 420227.5542 East: 1402877.2597  
 Course: S 04°-02'-45" E Distance: 61.25  
 North: 420147.0327 East: 1402881.5813  
 Course: N 85°-58'-54" W Distance: 64.41  
 North: 420151.5462 East: 1402817.3296  
 Course: N 00°-58'-56" E Distance: 209.16  
 North: 420360.6782 East: 1402820.8950  
 Course: S 87°-10'-20" E Distance: 141.78  
 North: 420353.6832 East: 1402962.9054

**Area: 23029 s.f.± 0.5287 acres**

Department of Transportation and Engineering  
 City of Cincinnati  
 City Hall  
 801 Plum Street  
 Cincinnati, Ohio 45202

**Plat of Survey**

**11-WD-1**

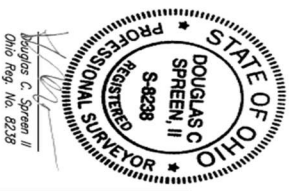

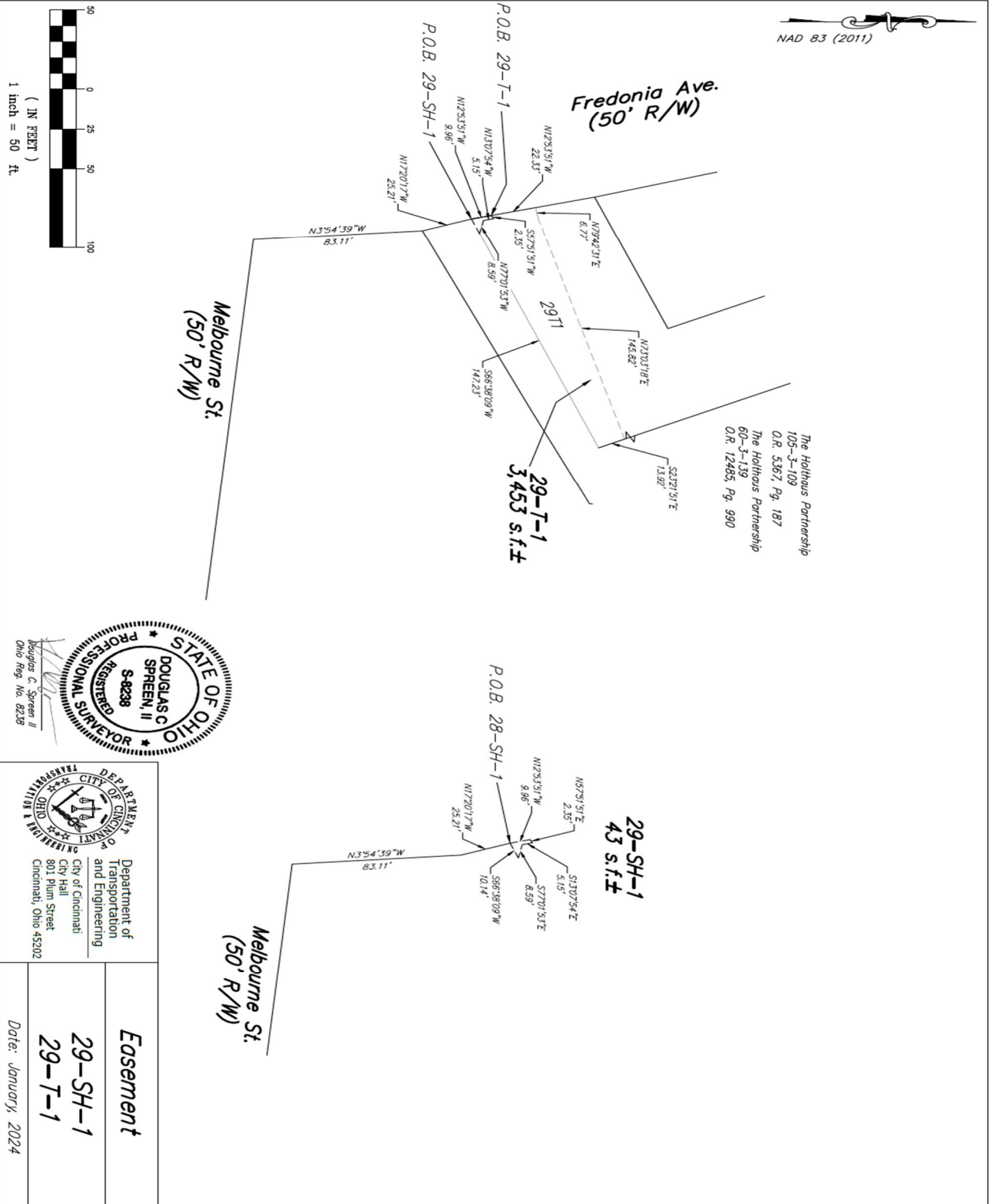
Date: June, 2025

Part of Lots 3 and 4  
 C. Donaldson's Sub. of a part of  
 Beech Grove, P.B. 2, Pg. 47  
 Sec. 8, T. 3, F.R. 2, Millicreek Township  
 City of Cincinnati, Hamilton County, Ohio



Douglas C. Spreen II  
 Ohio Reg. No. 82338





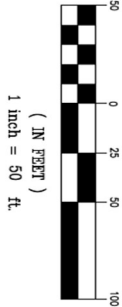
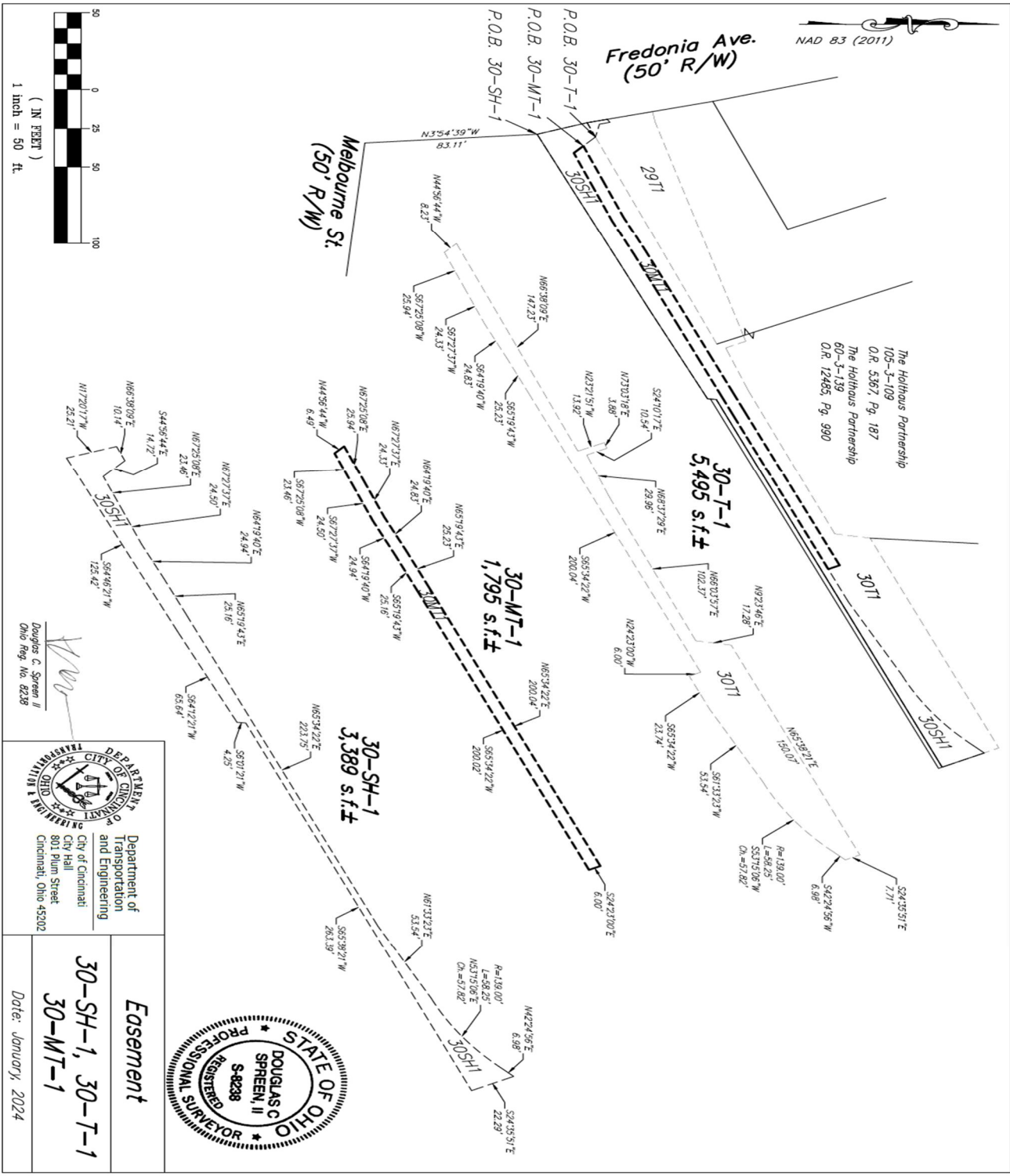
DEPARTMENT OF CITY ENGINEERING & SURVEYING  
CITY OF CINCINNATI  
Department of Transportation and Engineering  
City of Cincinnati  
City Hall  
801 Plum Street  
Cincinnati, Ohio 45202

**Easement**

**29-SH-1**

**29-T-1**

Date: January, 2024



Douglas C. Spreen II  
Ohio Reg. No. 8238

**DEPARTMENT OF TRANSPORTATION AND ENGINEERING**  
CITY OF CINCINNATI  
801 Plum Street  
Cincinnati, Ohio 45202



**Easement**

**30-SH-1, 30-T-1**  
**30-MT-1**

Date: January, 2024

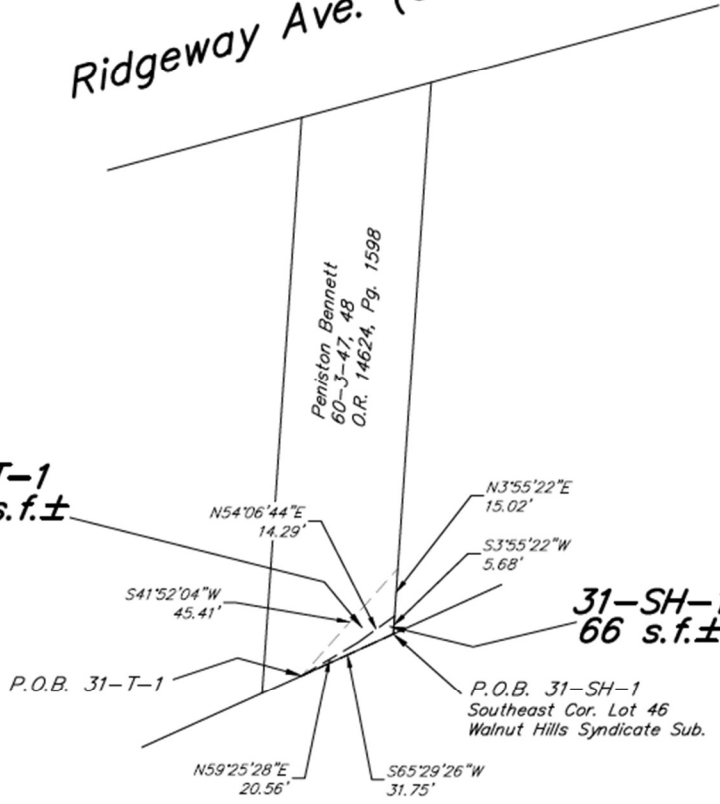
# Permanent and Temporary Easement 31-SH-1 and 31-T-1

NAD 83 (2011)

Ridgeway Ave. (50' R/W)

**31-T-1**  
223 s.f.±

**31-SH-1**  
66 s.f.±



*Douglas C. Spreen II*  
Ohio Reg. No. 8238

Date: January 2024



( IN FEET )  
1 inch = 50 ft.

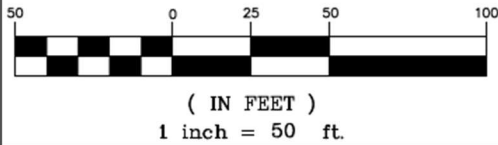
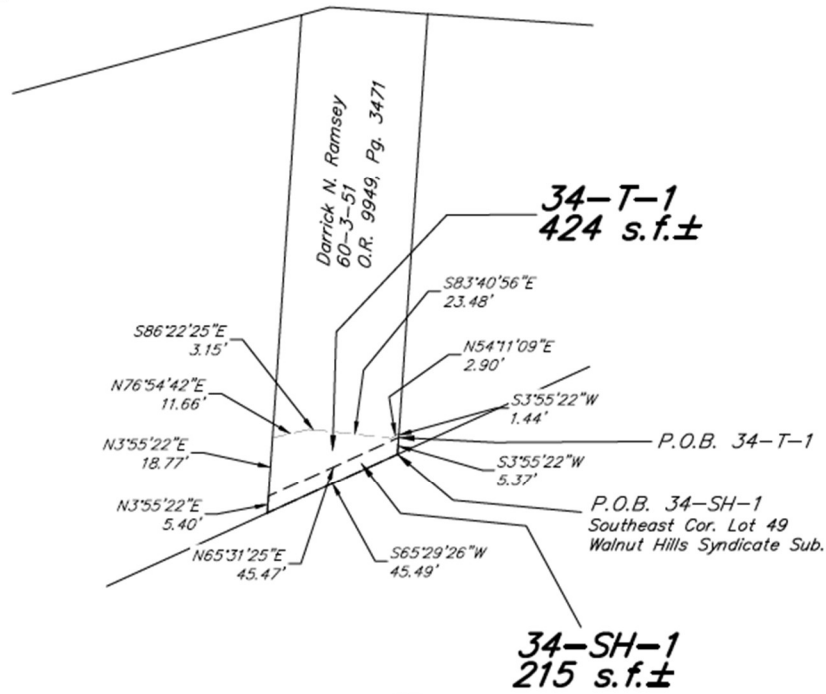


Department of  
Transportation  
and Engineering  
City of Cincinnati  
City Hall  
801 Plum Street  
Cincinnati, Ohio 45202

# Permanent and Temporary Easement 34-SH-1 and 34-T-1

NAD 83 (2011)

Ridgeway Ave. (50' R/W)



*Douglas C. Spreen II*  
Ohio Reg. No. 8238

Date: January 2024

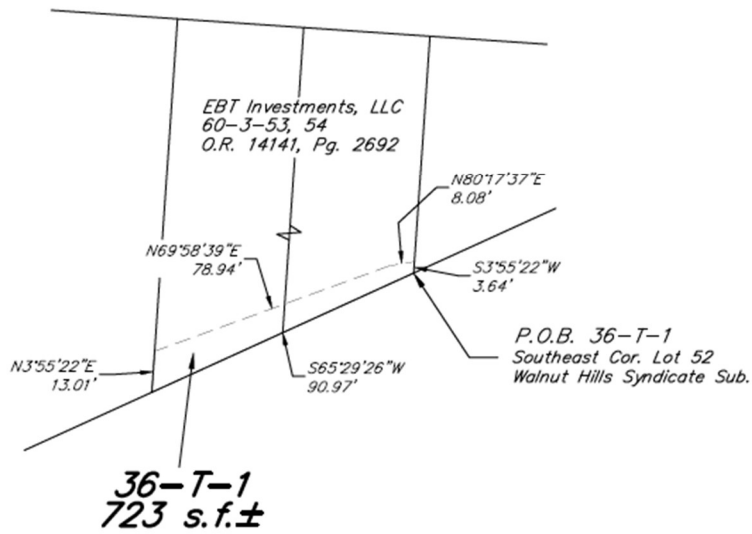


Department of  
Transportation  
and Engineering  
City of Cincinnati  
City Hall  
801 Plum Street  
Cincinnati, Ohio 45202

NAD 83 (2011)

# Temporary Easement 36-T-1

## Ridgeway Ave. (50' R/W)



( IN FEET )  
1 inch = 50 ft.

*Douglas C. Spreen II*  
Douglas C. Spreen II  
Ohio Reg. No. 8238

Date: January 2024

Department of  
Transportation  
and Engineering

City of Cincinnati  
City Hall  
801 Plum Street  
Cincinnati, Ohio 45202

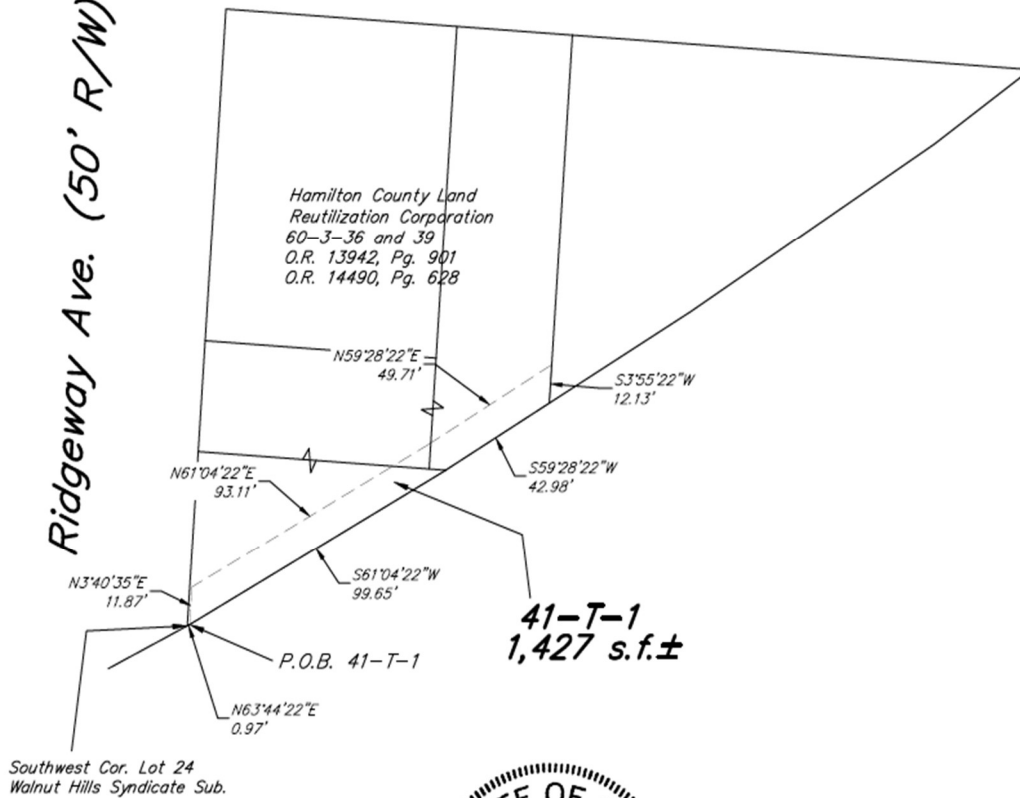
# Temporary Easement 41-T-1

MAD 83 (2011)

Blair Ct.

Ridgeway Ave. (50' R/W)

Hamilton County Land  
Reutilization Corporation  
60-3-36 and 39  
O.R. 13942, Pg. 901  
O.R. 14490, Pg. 628



Southwest Cor. Lot 24  
Walnut Hills Syndicate Sub.



*Douglas C. Spreen II*  
Ohio Reg. No. 8238

Date: January 2024



Department of  
Transportation  
and Engineering  
City of Cincinnati  
City Hall  
801 Plum Street  
Cincinnati, Ohio 45202



( IN FEET )  
1 inch = 50 ft.

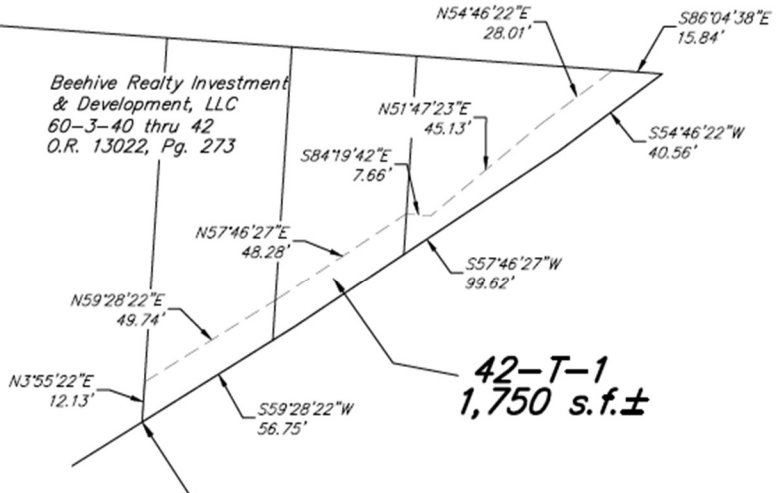
# Temporary Easement 42-T-1

NAD 83 (2011)

Ridgeway Ave. (50' R/W)

Blair Ct.

Beehive Realty Investment  
& Development, LLC  
60-3-40 thru 42  
O.R. 13022, Pg. 273



**42-T-1**  
**1,750 s.f. ±**

P.O.B. 42-T-1  
Southwest Cor. Lot 21  
Walnut Hills Syndicate Sub.



*Douglas C. Spreen II*  
Ohio Reg. No. 8238

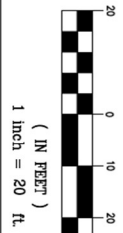
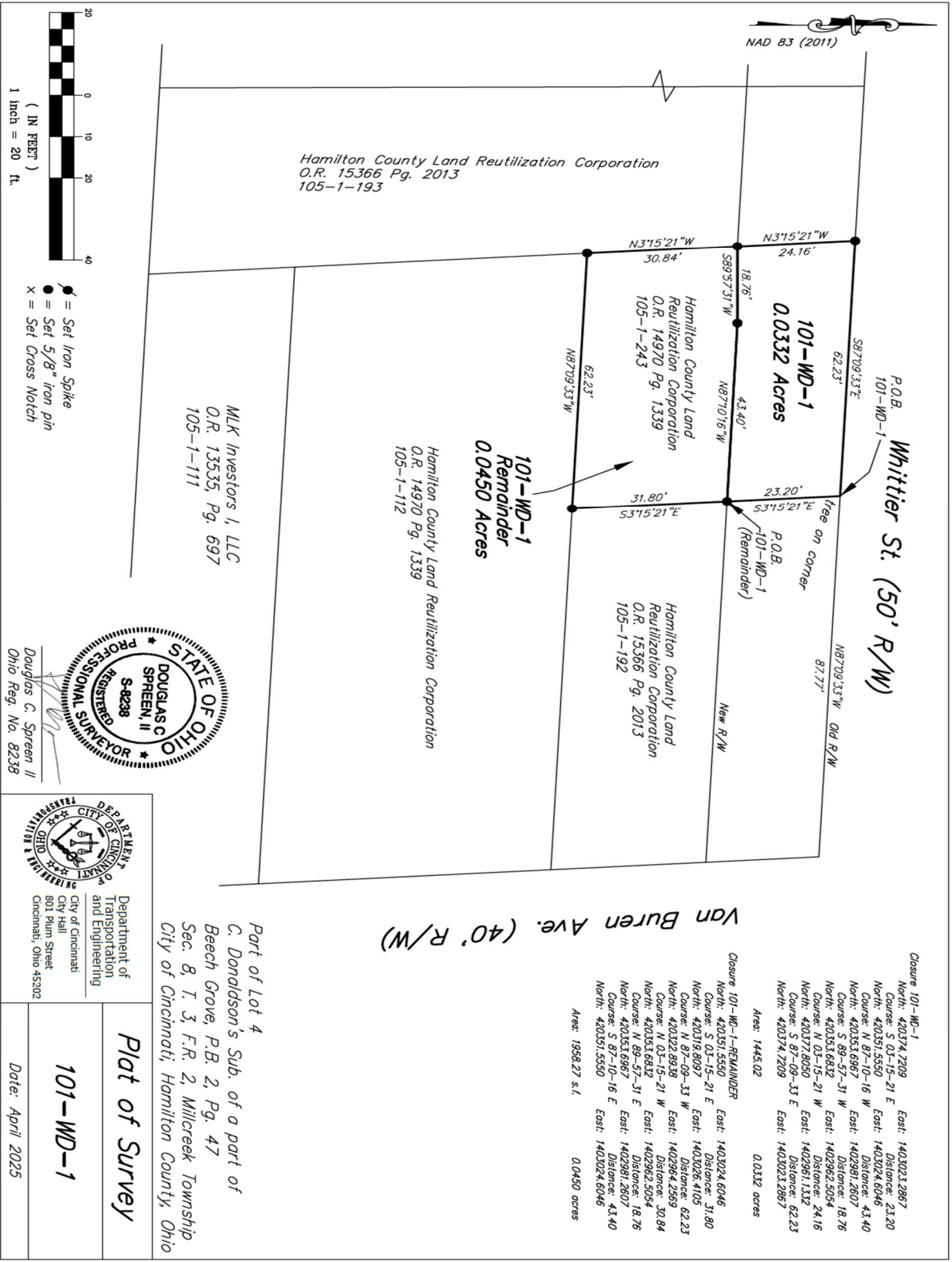
Date: January 2024




( IN FEET )  
1 inch = 50 ft.

Department of  
Transportation  
and Engineering

City of Cincinnati  
City Hall  
801 Plum Street  
Cincinnati, Ohio 45202



● = Set Iron Spike  
 ● = Set 5/8" iron pin  
 X = Set Cross Notch



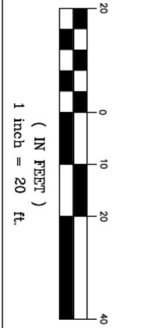
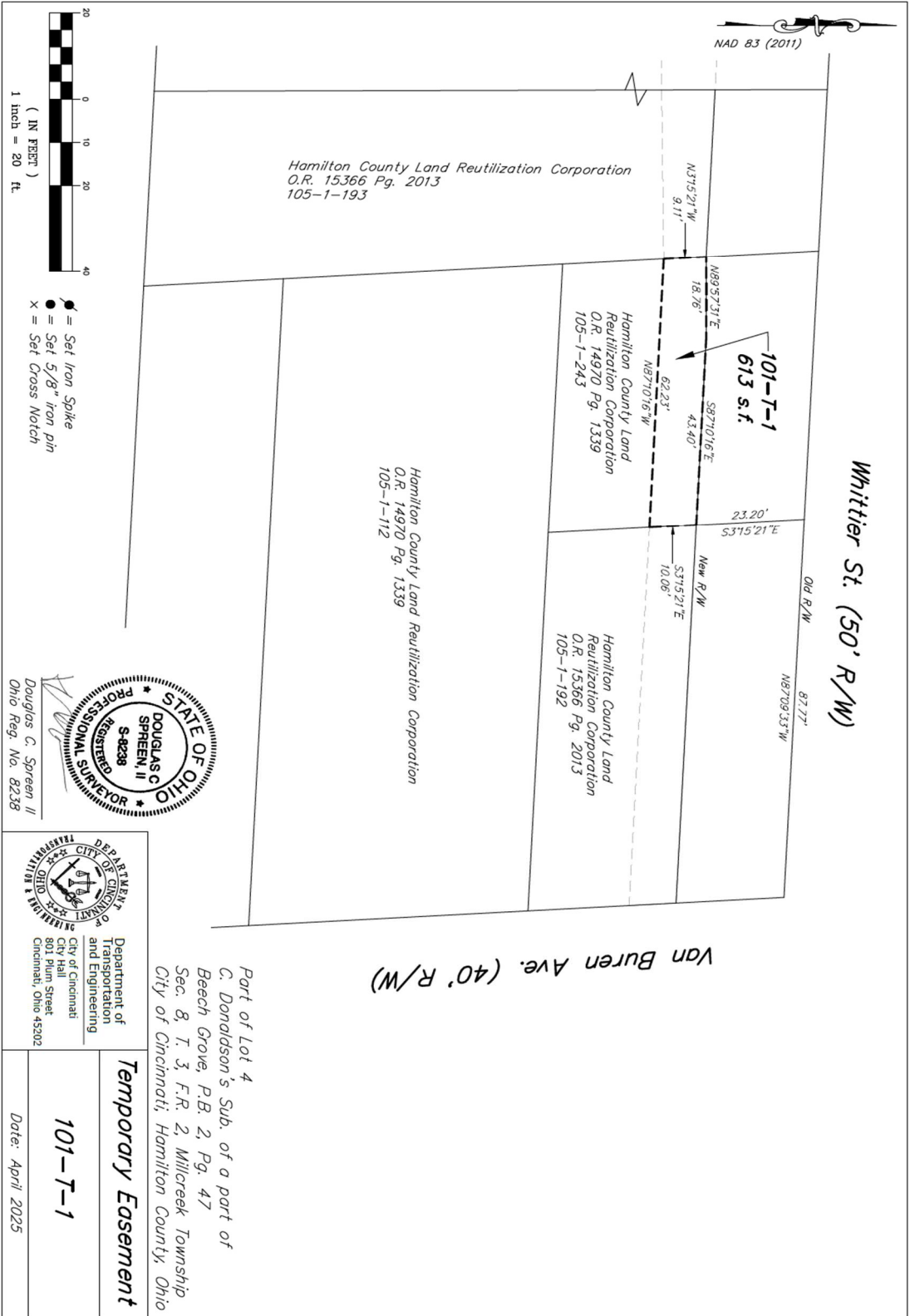
City of Cincinnati  
 Department of Transportation and Engineering  
 801 Plum Street  
 Cincinnati, Ohio 45202

**Plat of Survey**  
**101-WD-1**  
 Date: April 2025

Part of Lot 4  
 C. Donaldson's Sub. of a part of  
 Beech Grove, P.B. 2, Pg. 47  
 Sec. 8, T. 3, R. 2, Millcreek Township,  
 City of Cincinnati, Hamilton County, Ohio

Van Buren Ave. (40' R/W)

Closure 101-WD-1			
North: 420374.7209	East: 1403023.2867		
Course: S 03-15-21 E	Distance: 23.20		
North: 420351.5550	East: 1403024.6046		
Course: N 87-10-16 W	Distance: 43.40		
North: 420353.6967	East: 1402981.2607		
Course: S 89-57-31 W	Distance: 18.76		
North: 420353.6832	East: 1402962.5054		
Course: N 03-15-21 W	Distance: 24.16		
North: 420377.8050	East: 1402961.1332		
Course: S 87-09-33 E	Distance: 62.23		
North: 420374.7209	East: 1403023.2867		
Area: 1445.02	0.0332 acres		
Closure 101-WD-1-REMAINDER			
North: 420351.5550	East: 1403024.6046		
Course: S 03-15-21 E	Distance: 31.80		
North: 420319.8097	East: 1403026.4105		
Course: N 87-09-33 W	Distance: 62.23		
North: 420322.8938	East: 1402964.2569		
Course: N 03-15-21 W	Distance: 30.84		
North: 420353.6832	East: 1402962.5054		
Course: N 89-57-31 E	Distance: 18.76		
North: 420353.6967	East: 1402981.2607		
Course: S 87-10-16 E	Distance: 43.40		
North: 420351.5550	East: 1403024.6046		
Area: 1986.27 s.f.	0.0450 acres		



● = Set Iron Spike  
 ● = Set 5/8" iron pin  
 X = Set Cross Notch

STATE OF OHIO  
 REGISTERED PROFESSIONAL SURVEYOR  
 DOUGLAS C. SPREEN, II  
 S-8238  
 Douglas C. Spreen II  
 Ohio Reg. No. 8238

DEPARTMENT OF PUBLIC SAFETY  
 DIVISION OF FIRE PREVENTION & INSPECTION  
 DEPARTMENT OF TRANSPORTATION AND ENGINEERING  
 CITY OF CINCINNATI  
 801 Plum Street  
 Cincinnati, Ohio 45202

**Temporary Easement**  
**101-T-1**  
 Date: April 2025

Part of Lot 4  
 C. Donaldson's Sub. of a part of  
 Beech Grove, P.B. 2, Pg. 47  
 Sec. 8, T. 3, F.R. 2, Millcreek Township  
 City of Cincinnati, Hamilton County, Ohio

Van Buren Ave. (40' R/W)

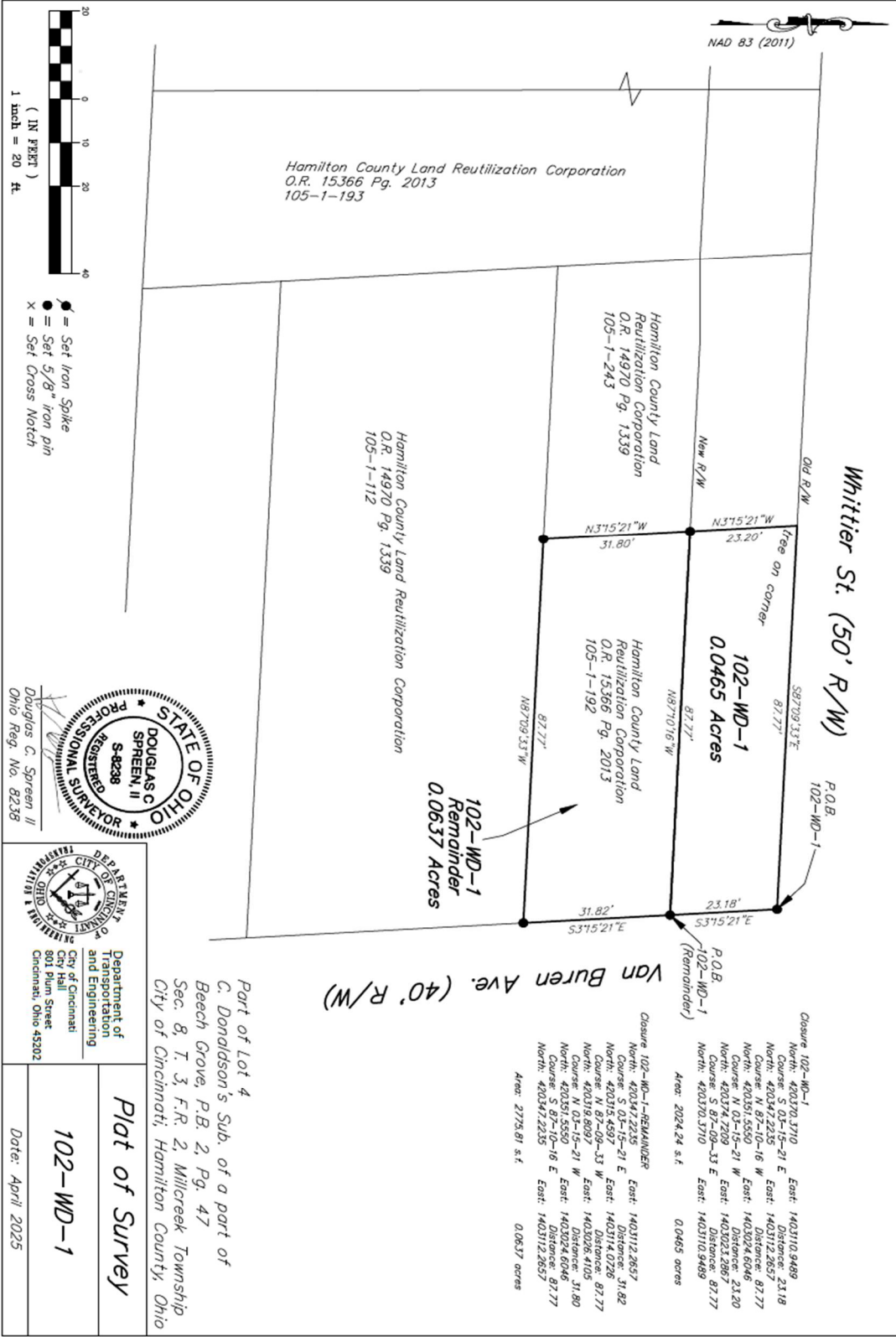
Whittier St. (50' R/W)

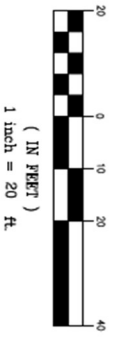

Hamilton County Land Reutilization Corporation  
 O.R. 15366 Pg. 2013  
 105-1-193

Hamilton County Land Reutilization Corporation  
 O.R. 14970 Pg. 1339  
 105-1-112

Hamilton County Land Reutilization Corporation  
 O.R. 15366 Pg. 2013  
 105-1-192

Hamilton County Land Reutilization Corporation  
 O.R. 14970 Pg. 1339  
 105-1-243






● = Set Iron Spike  
 ○ = Set 5/8" iron pin  
 x = Set Cross Match

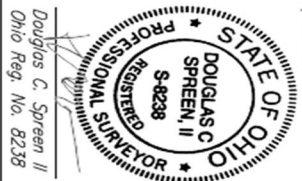


Part of Lot 4  
 C. Donaldson's Sub. of a part of  
 Beech Grove, P.B. 2, Pg. 47  
 Sec. 8, T. 3, F.R. 2, Millicreek Township  
 City of Cincinnati, Hamilton County, Ohio

**Temporary Easement**  
**102-T-1**  
 Date: April 2025



- = Set Iron Spike
- = Set 5/8" iron pin
- x = Set Cross Notch



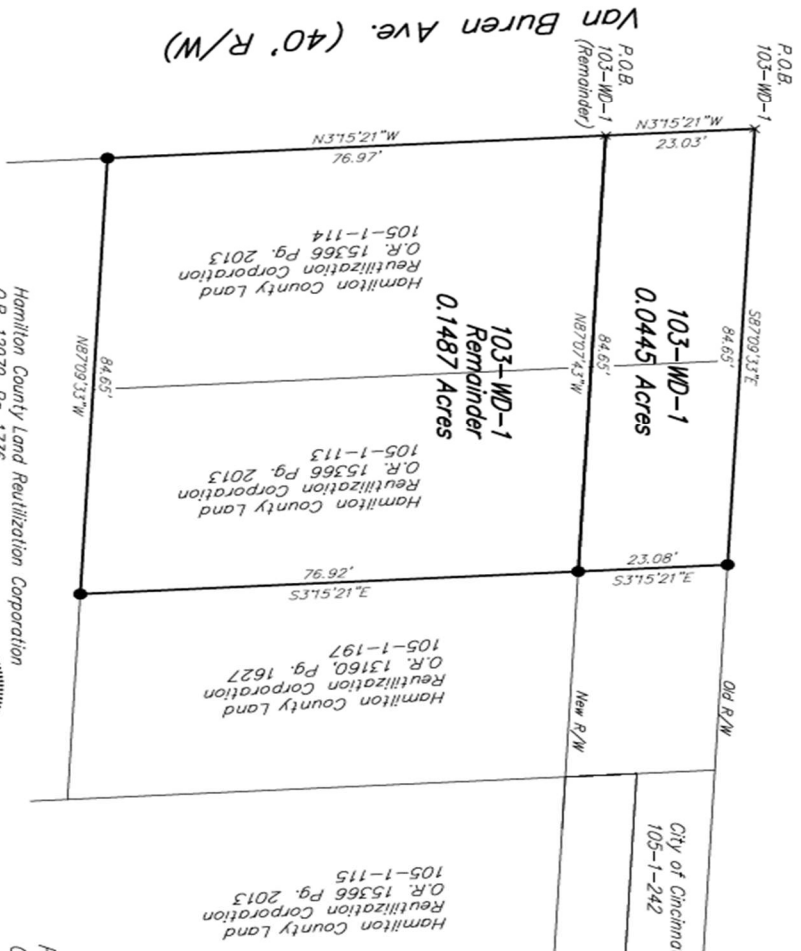
Douglas C. Spreen II  
Ohio Reg. No. 8238

Department of Transportation and Engineering  
City of Cincinnati  
City Hall  
801 Plum Street  
Cincinnati, Ohio 45202

**Plat of Survey**  
**103-WD-1**

Date: April 2025

Part of Lot 14  
C. Donaldson's Sub. of a part of  
Beech Grove, P.B. 2, Pg. 47  
Sec. 8, T. 3, F.R. 2, Millcreek Township  
City of Cincinnati, Hamilton County, Ohio




Closure 103-WD-1

North: 420368.3773	East: 1403151.1289
Course: S 87-09-33 E	Distance: 84.65
North: 420364.1821	East: 1403235.6698
Course: S 03-15-21 E	Distance: 23.08
North: 420341.1411	East: 1403236.9805
Course: N 87-07-43 W	Distance: 84.65
North: 420345.3817	East: 1403152.4351
Course: N 03-15-21 W	Distance: 23.03
North: 420368.3773	East: 1403151.1289
Area: 1940.54 s.f.	0.0445 acres

Closure 103-WD-1-REMAINDER

North: 420345.3817	East: 1403152.4351
Course: S 87-07-43 E	Distance: 84.65
North: 420341.1411	East: 1403236.9805
Course: S 03-15-21 E	Distance: 76.92
North: 420264.3435	East: 1403241.3493
Course: N 87-09-33 W	Distance: 84.65
North: 420268.5387	East: 1403156.8065
Course: N 03-15-21 W	Distance: 76.97
North: 420345.3817	East: 1403152.4351
Area: 6476.27 s.f.	0.1487 acres



● = Set Iron Spike  
 ● = Set 5/8" iron pin  
 X = Set Cross Notch

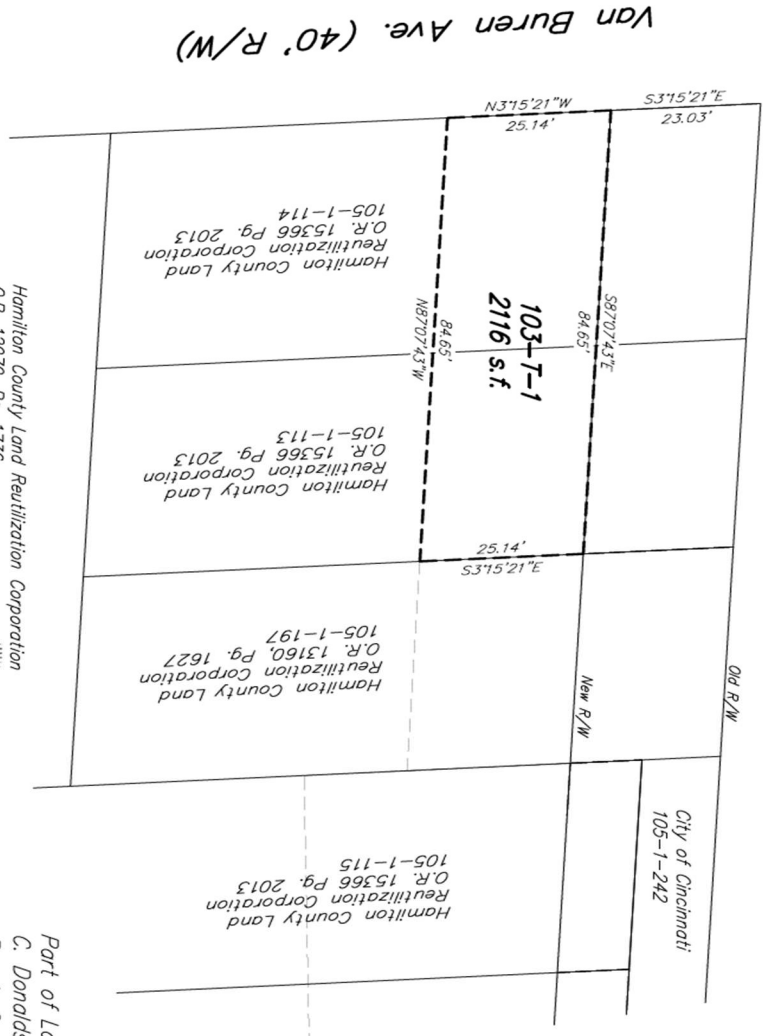


DEPARTMENT OF TRANSPORTATION & INFRASTRUCTURE  
 CITY OF CINCINNATI  
 Department of Transportation and Engineering  
 City of Cincinnati  
 City Hall  
 801 Plum Street  
 Cincinnati, Ohio 45202

**Temporary Easement**  
**103-T-1**  
 Date: April 2025

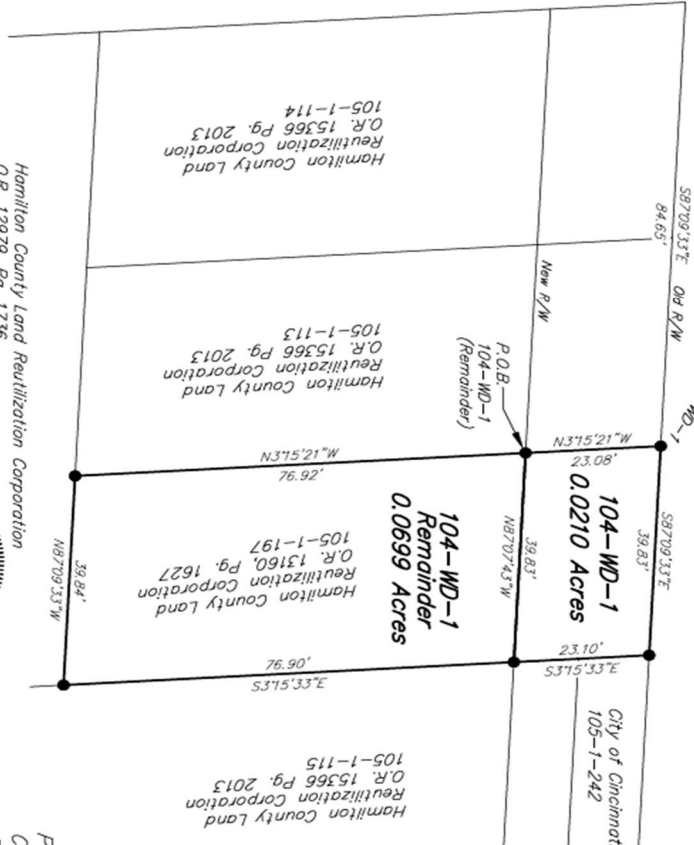
Part of Lot 14  
 C. Donaldson's Sub. of a part of  
 Beech Grove, P.B. 2, Pg. 47  
 Sec. 8, T. 3, F.R. 2, Millicreek Township  
 City of Cincinnati, Hamilton County, Ohio

Hamilton County Land Reutilization Corporation  
 O.R. 12979, Pg. 1736  
 105-1-205



Van Buren Ave. (40' R/W)

Whittier St. (50' R/W)



Closure 104-WD-1  
 North: 420364.1821 East: 1403235.6598  
 Course: S 87-09-33 E Distance: 39.83  
 North: 420362.2081 East: 1403275.4508  
 Course: S 03-15-33 E Distance: 23.10  
 North: 420339.1457 East: 1403276.7941  
 Course: N 87-07-43 W Distance: 39.83  
 North: 420341.1411 East: 1403236.9805  
 Course: N 03-15-21 W Distance: 23.08  
 North: 420364.1821 East: 1403235.6598  
 Area: 914.45 s.f. 0.0210 acres


Closure 104-WD-1-REMAINDER  
 North: 420341.1411 East: 1403236.9805  
 Course: S 87-07-43 E Distance: 39.83  
 North: 420339.1457 East: 1403276.7941  
 Course: S 03-15-33 E Distance: 23.10  
 North: 420362.2081 East: 1403276.7941  
 Course: N 87-07-43 W Distance: 39.83  
 North: 420341.1411 East: 1403236.9805  
 Course: N 03-15-21 W Distance: 23.08  
 North: 420364.1821 East: 1403235.6598  
 Area: 3046.32 s.f. 0.0699 acres

Part of Lot 14  
 C. Donaldson's Sub. of a part of  
 Beech Grove, P.B. 2, Pg. 47  
 Sec. 8, T. 3, F.R. 2, Millicreek Township,  
 City of Cincinnati, Hamilton County, Ohio



Department of Transportation and Engineering  
 City of Cincinnati  
 City Hall  
 801 Plum Street  
 Cincinnati, Ohio 45202

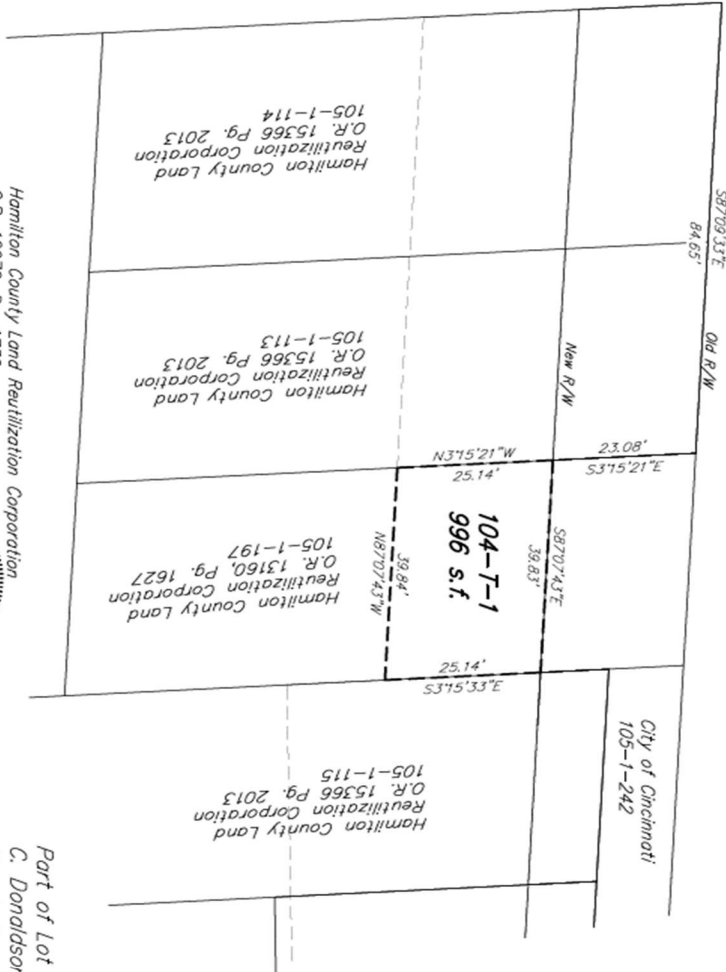
Plat of Survey  
**104-WD-1**  
 Date: April 2025



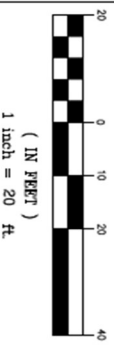
● = Set Iron Spike  
 ● = Set 5/8" iron pin  
 x = Set Cross Notch

Van Buren Ave. (40' R/W)


Whittier St. (50' R/W)



Hamilton County Land Reutilization Corporation  
 O.R. 12979, Pg. 1736  
 105-1-205



- = Set Iron Spike
- = Set 5/8" iron pin
- x = Set Cross Notch



Douglas C. Spreen II  
 Ohio Reg. No. 8238



Department of  
 Transportation  
 and Engineering  
 City of Cincinnati  
 City Hall Street  
 Cincinnati, Ohio 45202

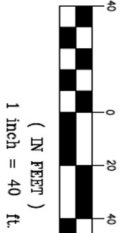
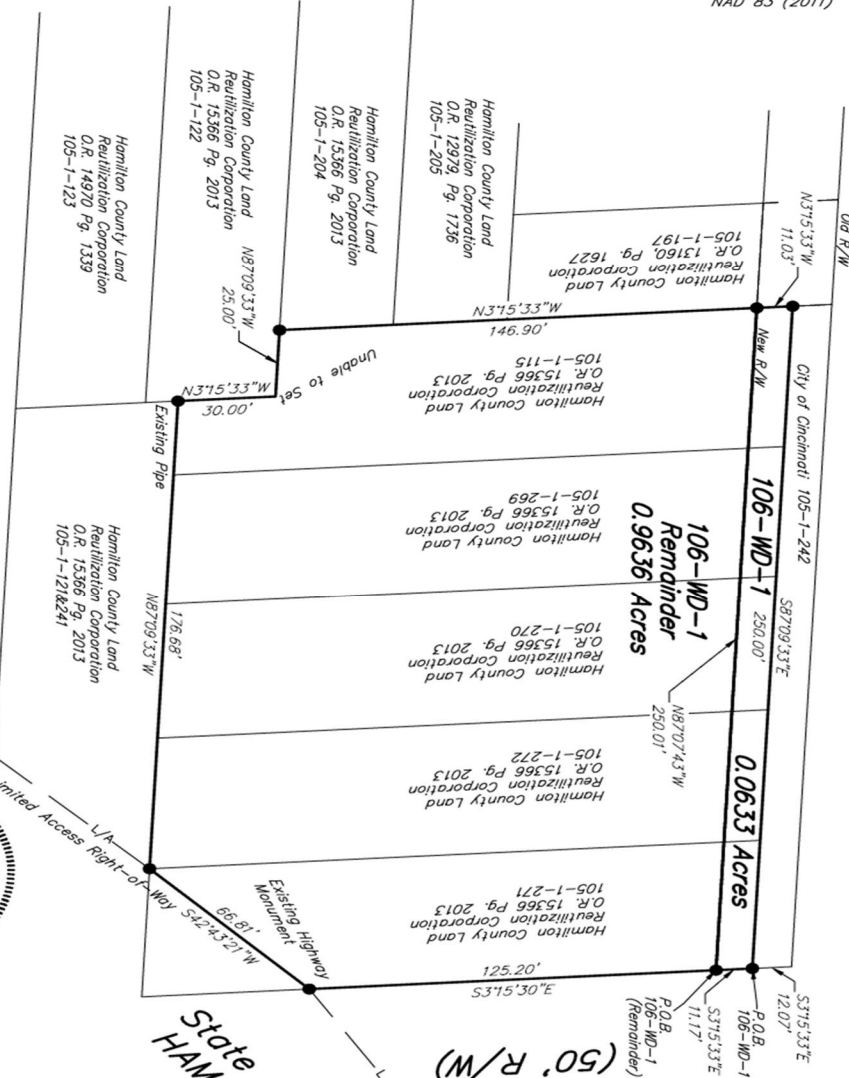
Part of Lot 14  
 C. Donaldson's Sub. of a part of  
 Beech Grove, P.B. 2, Pg. 47  
 Sec. 8, T. 3, F.R. 2, Millicreek Township  
 City of Cincinnati, Hamilton County, Ohio

**Temporary Easement**  
**104-T-1**  
 Date: April 2025

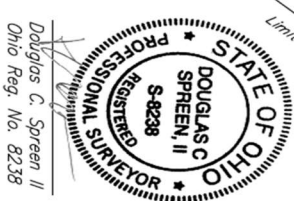


Whittier St. (50' R/W)

Wehrman Ave. (50' R/W)



- = Set Iron Spike
- = Set 5/8" iron pin
- x = Set Cross Notch



Department of Transportation and Engineering  
 City of Cincinnati  
 City Hall  
 801 Plum Street  
 Cincinnati, Ohio 45202

**Plat of Survey**  
**106-WD-1**

Date: April 2025

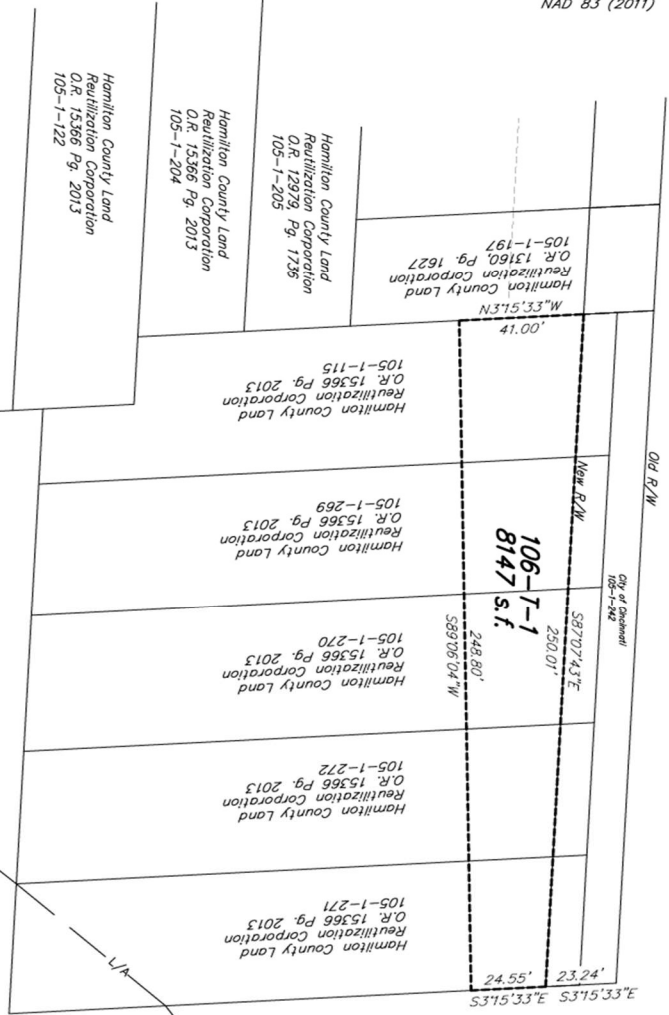
Part of Lot 15  
 C. Donaldson's Sub. of a part of  
 Beech Grove, P.B. 2, Pg. 47  
 Sec. 8, T. 3, F.R. 2, Millicreek Township  
 City of Cincinnati, Hamilton County, Ohio

Closure: 106-WD-1  
 North: 420337.7692 East: 1403525.8297  
 Course: S 03-15-33 E East: 1403526.4645  
 North: 420226.6216 Distance: 11.17  
 Course: N 87-07-43 W East: 140276.7641  
 North: 420339.1437 East: 140276.7641  
 Course: N 03-15-33 W East: 140327.1369  
 North: 420350.1593 East: 140327.1369  
 Course: S 87-09-33 E East: 1403525.8297  
 North: 420337.7692 East: 1403525.8297  
 Area: 2758.93 s.f. 0.0633 acres


Closure 106-WD-1-REMAINDER  
 North: 420326.6216 East: 1403526.4645  
 Course: S 03-15-30 E Distance: 125.20  
 North: 420201.6202 East: 1403533.5811  
 Course: S 42-43-21 W East: 1403488.2536  
 North: 420152.5379 East: 1403488.2536  
 Course: N 87-09-33 W East: 1403311.7907  
 North: 420161.2943 East: 1403311.7907  
 Course: N 03-15-33 W East: 1403310.0851  
 North: 420191.2458 East: 1403310.0851  
 Course: N 87-09-33 W East: 1403295.1158  
 North: 420192.4848 East: 1403295.1158  
 Course: N 03-15-33 W East: 1403276.7641  
 North: 420339.1437 East: 1403276.7641  
 Course: S 87-07-43 E East: 1403526.4645  
 North: 420326.6216 East: 1403526.4645  
 Area: 41933.00 s.f. 0.9636 acres



Whittier St. (50' R/W)



State of Ohio  
HAM-71-3.81  
Wehrman Ave. (50' R/W)



DEPARTMENT OF TRANSPORTATION AND ENGINEERING  
CITY OF CINCINNATI  
801 Plum Street  
Cincinnati, Ohio 45202

Part of Lot 15  
C. Donaldson's Sub. of a part of  
Beech Grove, P.B. 2, Pg. 47  
Sec. 8, T. 3, F.R. 2, Millcreek Township  
City of Cincinnati, Hamilton County, Ohio

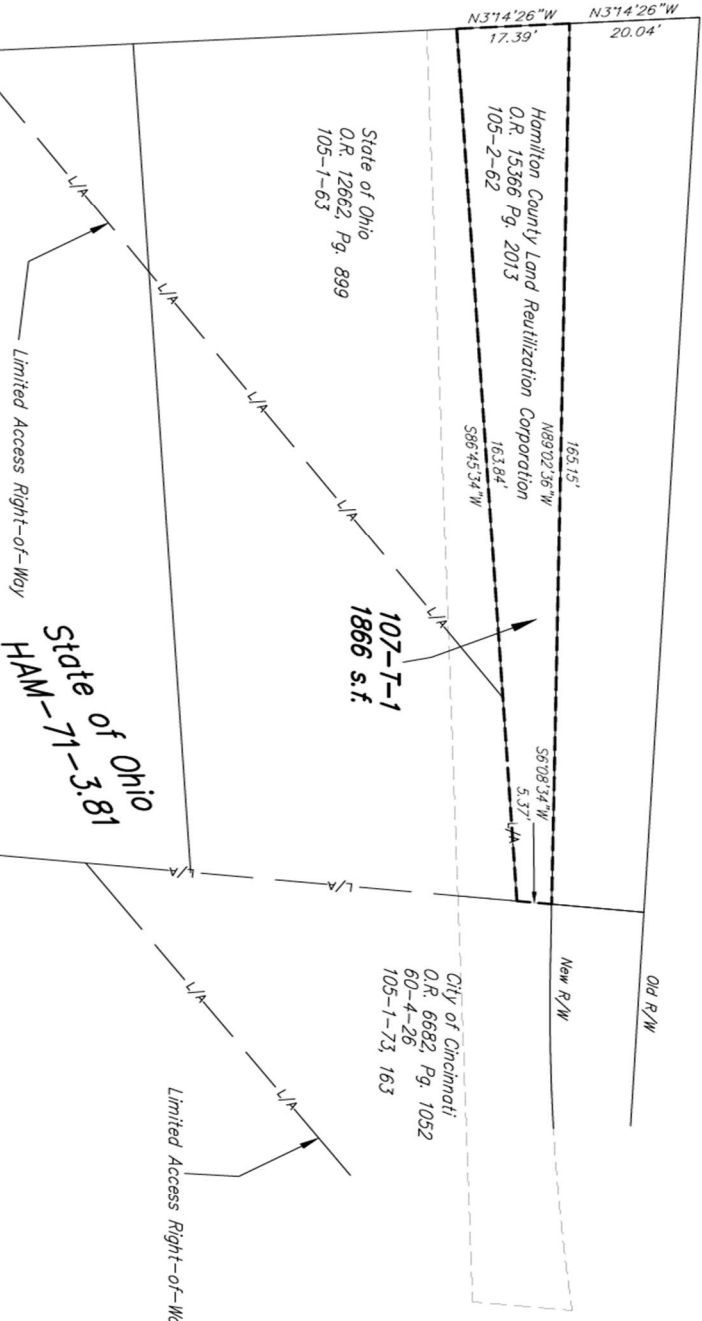
**Temporary Easement**  
**106-T-1**  
Date: April 2025



NAD 83 (2011)

Whittier St. (50' R/W)

Wehrman Ave. (50' R/W)



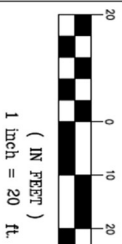
State of Ohio  
O.R. 12662, Pg. 899  
105-1-63

Hamilton County Land Reutilization Corporation  
O.R. 15366 Pg. 2013  
105-2-62

107-T-1  
1866 s.f.

State of Ohio  
HAM-71-3.81

City of Cincinnati  
O.R. 6682, Pg. 1052  
60-4-26  
105-1-73, 163



- = Set Iron Spike
- = Set 5/8" iron pin
- x = Set Cross Notch

Douglas C. Spreen II  
Ohio Reg. No. 8238




Department of Transportation and Engineering  
City of Cincinnati  
City Hall  
801 Plum Street  
Cincinnati, Ohio 45202

Part of Lot 17  
C. Donaldson's Sub. of a part of  
Beech Grove, P.B. 2, Pg. 107  
Sec. 8, T. 3, F.R. 2, Millcreek Township  
City of Cincinnati, Hamilton County, Ohio

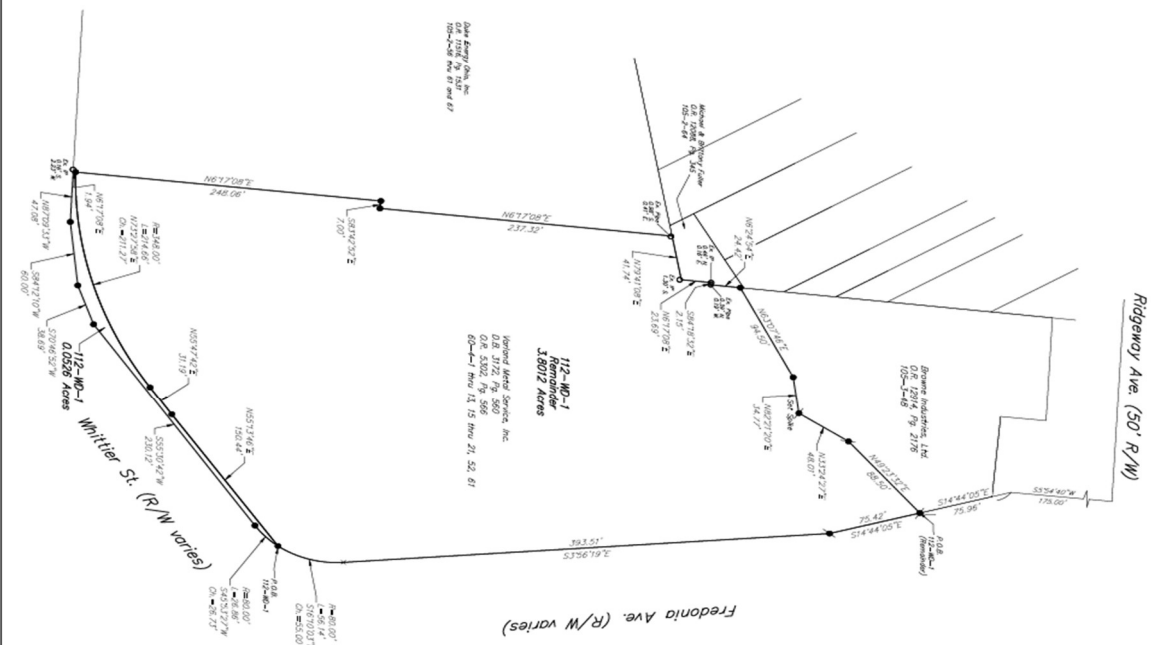
Temporary Easement

107-T-1

Date: April 2025



- Existing Iron Pin
- Existing Iron Pin
- Set 3/8" iron pin
- Set 3/8" iron pin
- Set Brass Nails
- Set Brass Nails



Deer Run, Ohio, Inc.  
 100-1-108  
 100-1-109  
 100-1-110  
 100-1-111  
 100-1-112  
 100-1-113  
 100-1-114  
 100-1-115  
 100-1-116  
 100-1-117  
 100-1-118  
 100-1-119  
 100-1-120  
 100-1-121  
 100-1-122  
 100-1-123  
 100-1-124  
 100-1-125  
 100-1-126  
 100-1-127  
 100-1-128  
 100-1-129  
 100-1-130  
 100-1-131  
 100-1-132  
 100-1-133  
 100-1-134  
 100-1-135  
 100-1-136  
 100-1-137  
 100-1-138  
 100-1-139  
 100-1-140  
 100-1-141  
 100-1-142  
 100-1-143  
 100-1-144  
 100-1-145  
 100-1-146  
 100-1-147  
 100-1-148  
 100-1-149  
 100-1-150  
 100-1-151  
 100-1-152  
 100-1-153  
 100-1-154  
 100-1-155  
 100-1-156  
 100-1-157  
 100-1-158  
 100-1-159  
 100-1-160  
 100-1-161  
 100-1-162  
 100-1-163  
 100-1-164  
 100-1-165  
 100-1-166  
 100-1-167  
 100-1-168  
 100-1-169  
 100-1-170  
 100-1-171  
 100-1-172  
 100-1-173  
 100-1-174  
 100-1-175  
 100-1-176  
 100-1-177  
 100-1-178  
 100-1-179  
 100-1-180  
 100-1-181  
 100-1-182  
 100-1-183  
 100-1-184  
 100-1-185  
 100-1-186  
 100-1-187  
 100-1-188  
 100-1-189  
 100-1-190  
 100-1-191  
 100-1-192  
 100-1-193  
 100-1-194  
 100-1-195  
 100-1-196  
 100-1-197  
 100-1-198  
 100-1-199  
 100-1-200

112-MD-1  
 Remender  
 3,672 Acres  
 0.6 31.22 P. 566  
 0.6 53.02 P. 566  
 60-4-1 thru 11, 13 thru 21, 32, 61

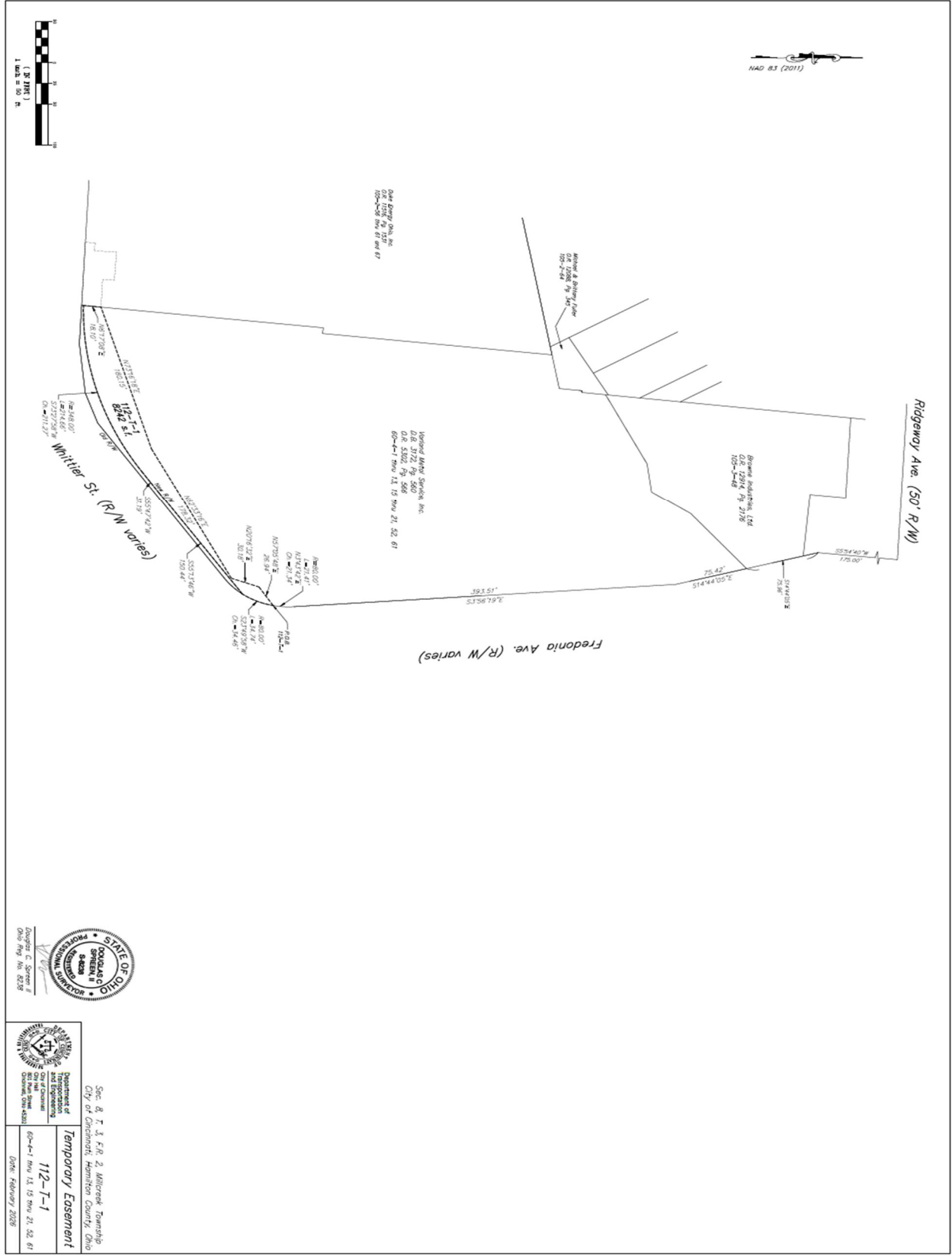
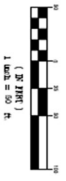
Fredonia Ave. (R/W varies)



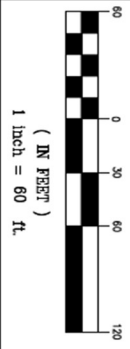

10/31/2018  
 10628  
 10/31/2018

Sec. 8, T. 3, S. 1, R. 2, Milverton Township  
 City of Cuyahoga, Hamilton County, Ohio  
**Plot of Survey**  
**112-MD-1**  
 60-4-1 thru 11, 13 thru 21, 32, 61  
 Date: February 2025

Chain 112-MD-1 (Remainder) 3,672.0000  
 100-1-108 100-1-109 100-1-110 100-1-111 100-1-112 100-1-113 100-1-114 100-1-115 100-1-116 100-1-117 100-1-118 100-1-119 100-1-120 100-1-121 100-1-122 100-1-123 100-1-124 100-1-125 100-1-126 100-1-127 100-1-128 100-1-129 100-1-130 100-1-131 100-1-132 100-1-133 100-1-134 100-1-135 100-1-136 100-1-137 100-1-138 100-1-139 100-1-140 100-1-141 100-1-142 100-1-143 100-1-144 100-1-145 100-1-146 100-1-147 100-1-148 100-1-149 100-1-150 100-1-151 100-1-152 100-1-153 100-1-154 100-1-155 100-1-156 100-1-157 100-1-158 100-1-159 100-1-160 100-1-161 100-1-162 100-1-163 100-1-164 100-1-165 100-1-166 100-1-167 100-1-168 100-1-169 100-1-170 100-1-171 100-1-172 100-1-173 100-1-174 100-1-175 100-1-176 100-1-177 100-1-178 100-1-179 100-1-180 100-1-181 100-1-182 100-1-183 100-1-184 100-1-185 100-1-186 100-1-187 100-1-188 100-1-189 100-1-190 100-1-191 100-1-192 100-1-193 100-1-194 100-1-195 100-1-196 100-1-197 100-1-198 100-1-199 100-1-200



Sec. 8, T. 3, E.R. 2, Milverton Township  
 City of Canton, Hamilton County, Ohio  
**Temporary Easement**  
**112-T-1**  
 60'-4" 10' 13' 10' 21' 42' 61'  
 Date: February 2008



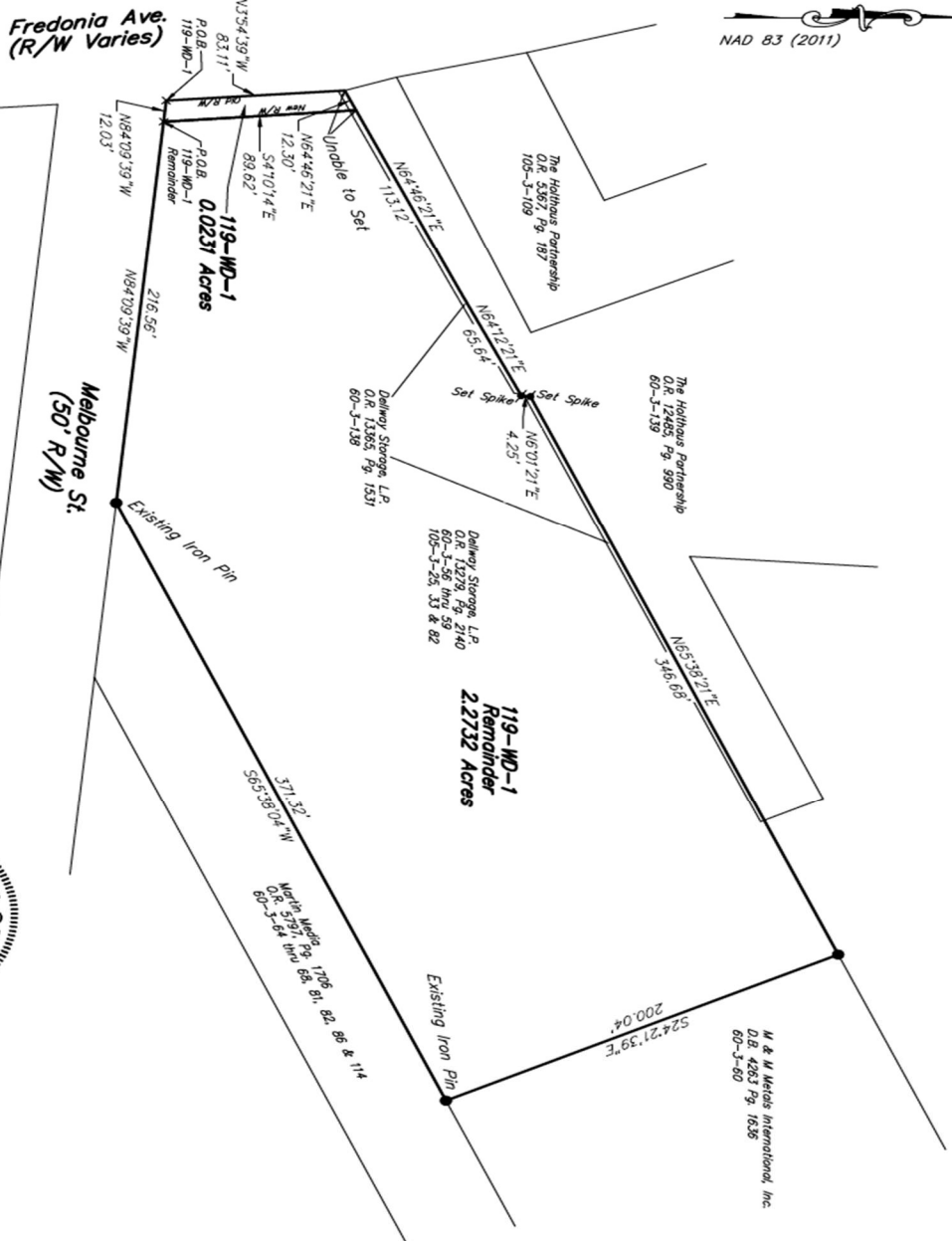
- = Set Iron Spike
- = Set 5/8" Iron pin
- x = Set Cross Notch



DEPARTMENT OF PUBLIC SAFETY  
 CITY OF CINCINNATI  
 Department of Transportation and Engineering  
 City Hall  
 801 Plum Street  
 Cincinnati, Ohio 45202

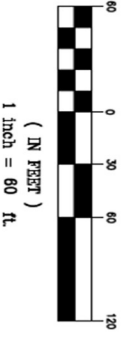
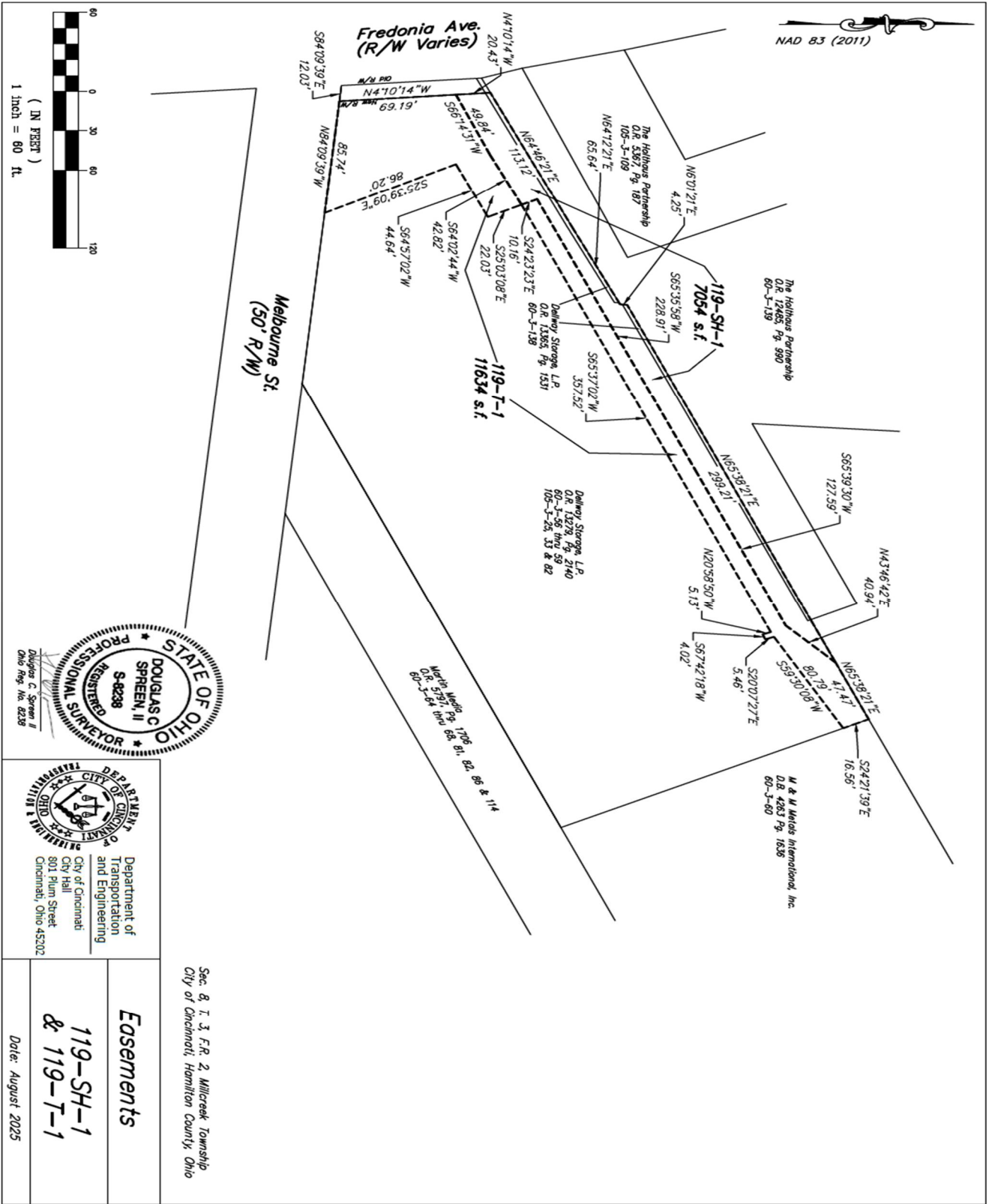
**Plat of Survey**  
**119-WD-1**  
 Date: April 2025

Sec. 8, T. 3, R. 2, Millcreek Township  
 City of Cincinnati, Hamilton County, Ohio



Closure 119-WD-1 - 11/03/2011  
 North: 420888.6967 East: 1404042.5780  
 Course: N 05-54-39 W Distance: 83.11  
 North: 420922.9232 East: 1404036.9077  
 Course: N 64-46-21 E Distance: 12.30  
 North: 420972.7637 East: 1404048.0205  
 Course: S 04-10-14 E Distance: 88.62  
 North: 420888.3823 East: 1404054.5481  
 Course: N 84-09-39 W Distance: 12.03  
 North: 420888.6087 East: 1404042.5780  
 Area: 1007.04 s.f. 0.0231 acres

Closure 119-WD-1-REMANINDER - 11/03/2011  
 North: 420888.3823 East: 1404054.5481  
 Course: N 04-10-14 W Distance: 88.62  
 North: 420972.7637 East: 1404048.0205  
 Course: N 64-46-21 E Distance: 113.12  
 North: 421025.9787 East: 1404150.3856  
 Course: N 64-12-21 E Distance: 65.64  
 North: 421034.5411 East: 1404289.4634  
 Course: S 85-38-21 E Distance: 346.68  
 North: 421058.7627 East: 1404209.9114  
 Course: N 65-38-21 E Distance: 346.68  
 North: 421201.7673 East: 1404525.2275  
 Course: S 74-21-39 E Distance: 200.04  
 North: 421018.5416 East: 1404608.2383  
 Course: S 65-38-04 W Distance: 371.32  
 North: 420888.3496 East: 1404289.9890  
 Course: N 84-09-39 W Distance: 216.56  
 North: 420888.3823 East: 1404054.5481  
 Area: 99022.02 s.f. 2.2732 acres



DEPARTMENT OF  
 CITY ENGINEERING  
 CITY OF CINCINNATI  
 801 Plum Street  
 Cincinnati, Ohio 45202

Sec. 8, T. 3, R. 2, Millicreek Township  
 City of Cincinnati, Hamilton County, Ohio

**Easements**

**119-SH-1**  
**& 119-T-1**

Date: August 2025

Date: May 20, 2026

To: Mayor and Members of City Council 202601641  
From: Sheryl M. M. Long, City Manager  
Subject: Emergency Ordinance – Clifton Traffic Control Box Artwork

---

Attached is an emergency ordinance captioned as follows:

**AUTHORIZING** the City Manager to design, install, and maintain artwork on various traffic control boxes located in the Clifton neighborhood, notwithstanding any conflicting Department of Transportation and Engineering rules and regulations or any provision of the Cincinnati Municipal Code that would prohibit the installation and maintenance of the artwork.

The Clifton Business and Professional Association (CBA) have a desire to implement public artwork to enhance the Clifton neighborhood. This project involves applying vinyl artwork wraps to existing City traffic control boxes in the public right of way. This can discourage graffiti, beautify the public sphere, and foster community pride. Three selected boxes are located along Ludlow Avenue at Clifton Avenue, Telford Avenue and Middleton Avenue.

The Department of Transportation and Engineering has guidelines for the artwork related to visual criteria and physical placement on this City infrastructure and is working closely with CBA.

Cincinnati Planning Commission approved the depiction of artwork on October 3, 2025 which will be an artistic rendering of historic photographs.

The emergency ordinance is necessary to meet the needs of CBA to begin installation in July 2026.

The Administration recommends passage of the attached emergency ordinance.

cc: Greg Long, Interim Director, Transportation and Engineering

## EMERGENCY

JRS

- 2026

**AUTHORIZING** the City Manager to design, install, and maintain artwork on various traffic control boxes located in the Clifton neighborhood, notwithstanding any conflicting Department of Transportation and Engineering rules and regulations or any provision of the Cincinnati Municipal Code that would prohibit the installation and maintenance of the artwork.

WHEREAS, the City of Cincinnati wishes to install artwork and paintings (“Artwork”), substantially similar in design, color, and concept to the sample designs in Attachment A to this ordinance, on various traffic control boxes located in the Clifton neighborhood to enliven the space and promote public awareness of the arts; and

WHEREAS, the City may designate one or more agents or contractors, including The Clifton Business and Professional Association (“CBA”), to carry out all or a portion of the work required to design, install, and maintain the Artwork; and

WHEREAS, the City may also accept donations from one or more persons, including CBA, in order to offset the cost and expense associated with the design, installation, and maintenance of the Artwork and to ensure the design, installation, and maintenance of the Artwork shall have little or no impact on the General Fund of the City of Cincinnati; and

WHEREAS, the design, installation, and maintenance of the Artwork shall be performed under the management of the City Manager or her designee, and any agents or contractors of the City, including CBA, shall comply with rules and regulations established by the City Manager and the City’s Department of Transportation and Engineering (“DOT”) regarding the design, installation, and maintenance of the Artwork, including rules and regulations concerning its location, size, materials, means of installation, and maintenance as necessary to ensure public safety; and

WHEREAS, the City’s design, installation, and maintenance of the Artwork is the City’s own expression, constitutes government speech, and does not signify the City’s intent to create a free speech forum; and

WHEREAS, the City will own the Artwork created under this project, will maintain complete control over the surrounding public rights-of-way as necessary for public safety, and will require the artists who design, install, and maintain the Artwork to waive their rights in and to the Artwork, including waiving all applicable rights under the federal Visual Artists Rights Act of 1990, 17 U.S.C. Sections 106A and 113(d), so as to ensure that expression made through the Artwork constitutes government speech; and

WHEREAS, the extent of maintenance and repair of the Artwork shall remain within the City’s discretion, and the Artwork shall remain subject to removal by the City, in part or in whole, at any time; and

WHEREAS, prior to installation, DOTE will review the final design and placement of the Artwork to ensure it will not detract from, interfere with, or obscure official traffic control devices, will be safe, and will not unreasonably interfere with pedestrians; and

WHEREAS, the City has an interest in promoting the arts, including within the public right-of-way, notwithstanding the provisions of the Cincinnati Municipal Code that would normally prohibit such displays, when the proposed display will not negatively impact the health, safety, or welfare of residents and users of the public right-of-way; and

WHEREAS, the City Planning Commission, at its regularly scheduled meeting on October 3, 2025, recommended that the City install the Artwork on various traffic control boxes located in the Clifton neighborhood; and

WHEREAS, the City Council finds that the design, installation, and maintenance of the Artwork in the Clifton neighborhood will beautify the public right-of-way, enhance civic pride, and advance public health and wellness goals; and

WHEREAS, the design, installation, and maintenance of this Artwork is consistent with the “Live” goal to “[c]reate a more livable community” as described on page 156 of Plan Cincinnati (2012); now, therefore,

BE IT ORDAINED by the Council of the City of Cincinnati, State of Ohio:

Section 1. That the City Council hereby declares the design, installation, and maintenance of artwork that is substantially similar in design, color, and concept to the sample designs on the attached Attachment A (“Artwork”), incorporated herein by reference, on various traffic control boxes located in the Clifton neighborhood to be a matter of significant public interest, and it hereby resolves to raise public awareness of the arts through the design, installation, and maintenance of this conspicuous visual art; further that, notwithstanding the provisions of the Cincinnati Municipal Code that would normally restrict such displays within the public right-of-way, Council has determined that the design, installation, and maintenance of the Artwork is in the interest of the public health, safety, morals, and general welfare and will not negatively impact the health, safety, morals, or welfare of residents and users of the public right-of-way.

Section 2. That the City’s design, installation, and maintenance of the Artwork is the City’s own expression, constitutes government speech, and does not signify the City’s intent to create a free speech forum.

Section 3. That the City Manager is hereby authorized to design, install, and maintain the Artwork on the various traffic control boxes located in the Clifton neighborhood, which Artwork shall be similar in design concept with the sample designs depicted on the attached Attachment A, incorporated herein by reference, and shall be located on the various traffic control boxes located in the Clifton neighborhood as approved by the City Manager, notwithstanding any conflicting Department of Transportation and Engineering (“DOTE”) rules and regulations and any applicable provisions of the Cincinnati Municipal Code.

Section 4. That the design, installation, and maintenance of the Artwork shall be performed under the management of the City Manager or her designee, and any agents or contractors of the City, including The Clifton Business and Professional Association, shall comply with rules and regulations established by the City Manager and the City’s Department of Transportation and Engineering (“DOTE”) regarding the design, installation, and maintenance of the Artwork, including rules and regulations concerning its colors, symbols, styles, location, size, materials, and means of installation and maintenance as necessary to ensure public safety.

Section 5. That the City Manager is authorized to engage one or more agents or contractors to assist with the City’s design, installation, and maintenance of the Artwork on such terms and conditions that the City Manager determines are in the best interests of the City, and any work performed by the agents and contractors so engaged by the City Manager shall be performed under the management of the City Manager or her designee, who shall have the sole authority to approve the design, location, size, materials, and means of installation and maintenance of the Artwork and to establish rules and regulations for the same as necessary to ensure public safety.

Section 6. That the extent of maintenance and repair of the Artwork shall remain within the City’s discretion, and the Artwork shall remain subject to removal by the City, in whole or in part, at any time.

Section 7. That the City will own the Artwork created under this project, will maintain complete control over the right of way as necessary for public safety, and will require the artists who design, install, and maintain the Artwork to waive their rights in and to the Artwork, including waiving all applicable rights to the Artwork under the federal Visual Artists Rights Act of 1990, 17 U.S.C. Sections 106A and 113(d), so as to ensure that expression made through the Artwork constitutes government speech.

Section 8. That the City Manager is authorized to accept donations, including materials, labor, money, and in-kind services, on such terms and conditions that the City Manager determines are in the best interests of the City, to offset the cost and expense associated with the design, installation, and maintenance of the Artwork, so that the design, installation, and maintenance of the Artwork shall have minimal impact on the General Fund of the City of Cincinnati.

Section 9. That the proper City officials are hereby authorized to do all things necessary and proper to comply with the terms of Sections 1 through Section 8 hereof.

Section 10. That this ordinance shall be an emergency measure necessary for the preservation of the public peace, health, safety, and general welfare and shall, subject to the terms of Article II, Section 6 of the Charter, be effective immediately. The reason for the emergency is the immediate need to allow the public art project described in this ordinance to proceed to allow the corresponding benefits to the City and the Clifton neighborhood to be realized at the earliest possible time.

Passed: \_\_\_\_\_, 2026

\_\_\_\_\_  
Aftab Pureval, Mayor

Attest: \_\_\_\_\_  
Clerk

## Examples of Tammy Stephens Art Work





CHINA KITCHEN 221-5353




CHINA KITCHEN

## Possible Images for Middleton Ave and Ludlow Ave Crosswalk Box



*Roslyn Apartment Bldg., Clifton, Cincinnati.*





## Possible Images for Clifton Ave and Ludlow Ave Crosswalk Box







**Possible Images for Telford Ave and Ludlow Ave Crosswalk Box**







Date: May 26, 2026

To: Members of the Budget, Finance, and Governance Committee

From: Sheryl M. M. Long, City Manager

202601677

Subject: LEGISLATIVE RESOLUTION OF NECESSITY FOR GROUP 2 RESIDENTIAL STREET LIGHTING (2025-2028) B VERSION

---

Attached is a legislative resolution captioned as follows:

**DECLARING** the necessity of assessing properties in Lighting Group 2 that benefit from special street lighting within the City of Cincinnati for the cost of such lighting for the three-year period beginning August 1, 2025.

The Assessed Street Lighting program allows property owners to pay added costs for enhanced or increased street lighting services. The Assessed Street Lighting program is divided into three groups; each group is assessed for a three-year period with one group being renewed each year. The groups are classified by the category of lighting and divided into individual districts usually consisting of a street segment.

- Group 1 consists of residential streets lighted by boulevard lights on decorative poles with underground wiring formally owned by Duke Energy and now owned and maintained by the City.
- Group 2 consists of streets within the central business district. There are various types of lighting within this area, most of which is owned and maintained by the City.
- Group 3 is an assortment of lights and streets not included in Group 1 and Group 2. Included in this group are neighborhood business districts and new residential developments. The ownership and maintenance responsibility for the lighting in these areas is divided between Duke Energy and the City.

The lighting for Group 2 consists of 895 streetlights of various types and wattage's installed on boulevard poles. The estimated total assessment for Group 2 is \$776,106.42 for the three-year assessment period. The City pays for a portion of the total street lighting costs that are relatively equivalent to what is normally provided from City funds on non-assessed streets. This lighting credit, the city's share of the cost of this lighting, for Group 2 varies from \$0.50 to \$1.15 per foot for the period and is determined by the street classification. On streets that have both standard lighting and special lighting, a 2% credit to the total operating and maintenance costs is applied instead. The City also pays the assessments associated with lighting intersections and city, federal, and state property contained within an assessment district.

The annual assessment renewal process has four major steps, which require action by City Council.

- A Resolution of Necessity is prepared by the Law Department and submitted for passage.

- After Council passes the Resolution of Necessity, all property owners who will be assessed more than \$500.00 for the three-year period are notified and given an opportunity to object to the proposed assessment.
- After all objections to the proposed assessment have been addressed, an Ordinance Determining to Proceed is prepared by the Law Department and submitted for passage.
- Immediately following the Ordinance Determining to Proceed, an Assessing Ordinance is prepared and submitted.

The Administration recommends the passage of the attached legislative resolution.

Attachment I – Lighting Assessment Estimates

cc: Greg Long, Interim Director, Transportation and Engineering

# Legislative Resolution

JRS/B

RESOLUTION NO. \_\_\_\_\_ - 2026

**DECLARING** the necessity of assessing properties in Lighting Group 2 that benefit from special street lighting within the City of Cincinnati for the cost of such lighting for the three-year period beginning August 1, 2025.

WHEREAS, Chapter 727 of the Ohio Revised Code (“R.C.”) authorizes the City to levy and collect special assessments for the cost of special street lighting upon abutting, adjacent, contiguous, or specially benefited lots or lands within the City; and

WHEREAS, Council has determined that properties abutting, adjacent, and contiguous to the streets or portions of streets identified on the attached Attachment A specially benefit from the special street lighting thereon; now, therefore,

BE IT RESOLVED by the Council of the City of Cincinnati, State of Ohio, three-fourths of the members elected thereto concurring:

Section 1. That it is hereby declared necessary and conducive to the public health, safety, convenience, and general welfare to assess properties that benefit from special street lighting in Lighting Group 2 on the streets set forth in Attachment A attached hereto, which assessments shall be for such properties’ share of the cost of such lighting during the three-year period commencing on August 1, 2025.

Section 2. That the plans, specifications, and cost estimates corresponding to the proposed assessments are on file in the Clerk of Council’s office, incorporated herein by reference, and hereby approved.

Section 3. That the City of Cincinnati shall pay from \$0.50 to \$1.15 per front foot for the City’s share of the cost of the special lighting subject to the proposed assessment, depending on the street classification, which is equivalent to the estimated cost of lighting the streets to standard-level street lighting and is greater than two percent of the total cost of the special street lighting.

Section 4. The balance of the cost shall be assessed by the front-foot method upon all lots and lands that specially benefit from the lighting, except public right-of-way bounding and abutting upon the street or portions thereof and lands owned by the federal or state government.

Section 5. That all properties along the portions of the right of way listed on Attachment A are found to be specially benefited by the special street lighting.

Section 6. That the assessments shall be paid in cash to the City Treasurer within thirty days after the passage of the assessing ordinance or, at the option of the property owner, in three annual installments with interest payable to the City; and that assessments not paid in cash within the thirty-day period shall be certified to the County Auditor for collection by the County Treasurer in the same manner as real estate taxes are collected.

Section 7. That the City Administration shall prepare, in accordance with the method of assessment set forth in Sections 3 and 4 hereof, an estimate of the amount of the assessment against each lot or parcel to be assessed and shall file it in the Clerk of Council's office.

Section 8. That notice of the passage of this resolution shall be provided to the owners of the parcels of land to be assessed pursuant to R.C. Section 727.14 by the Clerk of Council, or a person designated by the Clerk: (i) by publication once a week for two consecutive weeks in a newspaper of general circulation within the City of Cincinnati; (ii) by publication of notice on the City's website; (iii) as provided in R.C. Section 7.16; or (iv) if the estimated assessment against an owner is over \$500, as provided in R.C. Section 727.13. Notice shall also be provided in accordance with Article II, Section 6 of the City Charter.

Section 9. That the portion of the cost of any uncollectible assessments of federal, state, or City property shall be paid by the City out of a fund provided for this purpose.

Section 10. That notes and bonds of the City of Cincinnati may be issued in anticipation of the levy and collection of the special assessments.

Section 11. That this legislative resolution shall take effect and be in force from and after the earliest period allowed by law.

Passed: \_\_\_\_\_, 2026

---

Aftab Pureval, Mayor

Attest: \_\_\_\_\_  
Clerk

Dist #	Street	Limits	Number of Lights	Proposed Rate per Front Foot per Year	Total Assessment
1	BROADWAY	from the north line of Third Street to the north line of Eggleston Avenue	53	\$3.30	\$54,515.26
2	SYCAMORE STREET	from the north line of Third Street to the south line of Central Parkway	51	\$2.54	\$46,325.35
3	MAIN STREET	from the north line of Third Street to the south line of Sixth Street	24	\$3.17	\$25,316.19
4	MAIN STREET	from the north line of Sixth Street to the south line of Central Parkway	64	\$4.86	\$47,847.49
5	WALNUT STREET	from the north line of Third Street to the south line of Seventh Street	27	\$2.37	\$25,430.03
6	WALNUT STREET	from the north line of Seventh Street to the south line of Central Parkway	23	\$2.25	\$15,898.70
7	VINE STREET	from the north line of Third Street to the south line of Eighth Street	50	\$3.72	\$46,741.49
8	VINE STREET	from the north line of Eighth Street to the south line of Central Parkway	12	\$1.84	\$9,943.50
9	RACE STREET	from the north line of Third Street to the south line of Seventh Street	41	\$3.40	\$37,591.33
10	RACE STREET	from the north line of Seventh Street to the south line of Central Parkway	23	\$2.29	\$16,142.07
11	ELM STREET	from the north line of Third Street to the south line of Fifth Street	15	\$2.99	\$15,396.51
12	ELM STREET	from the north line of Seventh Street to the south line of Central Parkway	28	\$3.31	\$23,264.86
13	PLUM STREET	from the north line of Third Street to the south line of Fifth Street	10	\$2.18	\$11,238.73
14	PLUM STREET	from the north line of Seventh Street to the south line of Central Parkway	14	\$1.93	\$13,683.16
15	FOURTH STREET	from the east line of Central Avenue to the west line of Elm Street	13	\$2.62	\$13,245.35
16	FOURTH STREET	from the east line of Elm Street to the west line of Race Street	12	\$3.77	\$8,886.68
17	FOURTH STREET	from the east line of Race Street to the west line of Vine Street	35	\$10.15	\$24,385.95
18	FOURTH STREET	from the east line of Vine Street to the west line of Walnut Street	23	\$9.77	\$23,357.40
19	FOURTH STREET	from the east line of Walnut Street to the west line of Broadway	30	\$3.97	\$31,909.21
20	FIFTH STREET	from the east line of Central Avenue to the west line of Race Street	15	\$1.92	\$15,636.59
21	FIFTH STREET	from the east line of Race Street to the west line of Vine Street	6	\$2.26	\$5,410.63
22	FIFTH STREET	from the east line of Walnut Street to the west line of Main Street	8	\$2.45	\$5,806.59

Dist #	Street	Limits	Number of Lights	Proposed Rate per Front Foot per Year	Total Assessment
23	FIFTH STREET	from the east line of Main Street to the west line of Broadway	13	\$2.87	\$15,247.61
24	SIXTH STREET	from the east line of Elm Street to the west line of Broadway	38	\$2.08	\$34,306.86
25	SEVENTH STREET	from the east line of Central Avenue to the west line of Plum Street	6	\$2.82	\$6,469.49
26	SEVENTH STREET	from the east line of Plum Street to the west line of Elm Street	5	\$1.38	\$3,286.75
27	SEVENTH STREET	from the east line of Elm Street to the west line of Race Street	7	\$2.22	\$5,277.52
28	SEVENTH STREET	from the east line of Race Street to the west line of Vine Street	8	\$2.52	\$6,100.16
29	SEVENTH STREET	from the east line of Vine Street to the west line of Main Street	27	\$4.90	\$25,160.40
30	SEVENTH STREET	from the east line of Main Street to the west line of Broadway	12	\$1.51	\$8,139.85
31	EIGHTH STREET	from the east line of Central Avenue to the west line of Elm Street	12	\$2.62	\$13,268.29
32	GARFIELD PLACE	from the east line of Elm Street to the west line of Vine Street	28	\$3.73	\$19,240.46
33	EIGHTH STREET	from the east line of Vine Street to the west line of Broadway	37	\$2.36	\$25,764.28
34	NINTH STREET	from the east line of Central Avenue to the west line of Broadway	63	\$2.21	\$48,562.27
35	COURT STREET	from the east line of Central Avenue to the west line of Vine Street	31	\$2.27	\$24,195.19
36	COURT STREET	from the east line of Walnut Street to the west line of Main Street	10	\$2.87	\$8,499.16
37	COURT STREET	from the east line of Main Street to the west line of Sycamore Street	8	\$2.57	\$6,125.81
38	CHARLES STREET	from the east line of Central Avenue to the west line of Elm Street	5	\$0.61	\$3,108.91
39	CLAY STREET	from the north line of Central Parkway to the south line of Twelfth Street	2	\$0.64	\$1,255.78
40	GEORGE STREET	from the east line of Plum Street to the west line of Elm Street	4	\$1.17	\$2,767.40
41	PERRY STREET	from the east line of Central Avenue to the west line of Plum Street	0	\$0.00	\$0.00
42	SHILLITO-RIKES PLACE	from the east line of Rusconi Place to the west line of Race Street	2	\$1.01	\$1,357.15
Count of Assemblies			895	Total Assessment:	\$776,106.42



202401642

**Jan-Michele Lemon Kearney**

*Vice Mayor*

April 28, 2026

## MOTION

**WE MOVE** that the City Administration reserve the amount of \$3,271,193 for a bridge-loan program for the purpose of funding Continuum of Care for the Homeless (CoC) programs if federal funding for year 2026-2027 has not arrived by July 1, 2026. This amount is half of the total needed to allow eleven (11) local organizations to continue providing needed services to prevent homelessness and support those experiencing homelessness if the expected five-month delay occurs in receiving funding from the United States Department of Housing and Urban Development (HUD). The proposed bridge loan will be repaid immediately upon receipt of the federal funds. HUD recently announced the awards for all CoCs with funds expiring this quarter, and included on its list for full renewal for the local organizations that the bridge loan would support.

See Attachment A.

**WE FURTHER MOVE** that the source of these funds be the remaining funds from the FY 23 Impact Award (Previously allocated to Strategies to End Homelessness) and that the remaining amount needed to reach \$3,271,193 be allocated from source(s) recommended by the Administration.

**WE FURTHER MOVE** that the ordinance names Strategies to End Homelessness (STEH) as the entity with which the City will contract for any disbursement of these funds to organizations operating CoC programs experiencing delay in the receipt of federal CoC funds.

**WE FURTHER MOVE** that the City Administration prepare the contract necessary to enter into an agreement with Strategies to End Homelessness (STEH), on behalf of organizations that operate CoC programs, to request from the City disbursement(s) of said reserve funds for eligible CoC expenses.

**WE FURTHER MOVE** that any disbursement of said reserve funds shall be in the form of no-interest bridge loans, to be paid back from STEH to the City, immediately following STEH's receipt of the necessary federal CoC funds.

*Jan-Michele Lemon Kearney*  
*Scott Johnson*

*Ryan Turner*

*Anna Alli*

## STATEMENT

Each year Continuum of Care for the Homeless (CoC) funds are received locally from the United States Department of Housing and Urban Development (HUD) for the operation of permanent supportive housing, rapid re-housing, street outreach and other services to provide households with the opportunity to exit homelessness and remain housed. Current funding for the Cincinnati/Hamilton County Continuum of Care for the Homeless (OH-500) expires June 30, 2026. While the next annual allotment of funds is needed starting July 1, 2026, it is expected this funding will arrive significantly late.

In the past, when CoC funds arrived a month or two late, organizations used their own reserves, if available, to keep programs afloat, and/or secured short-term loans and paid them back with interest once in receipt of CoC funds. Increasingly, financiers are not willing to loan such funds and the delay in receiving funds is expected to go on longer than in the past.

The 11 organizations operating these 48 programs were surveyed to determine the amount each program will cost to run each month starting July 1, 2026, and for how long the organizations could keep the programs going without CoC funds. Months of solvency, without funds, range from zero to six months.

Starting in July 1, 2026, each month CoC funds do not arrive causes a growing number of programs to be unable to pay their portion of the rent to the landlords providing housing to people who previously experienced homelessness. Landlords will begin filing evictions, hearings will be held and households will lose their homes. Furthermore, with such a funding gap, an increasing number of organizations will have to lay off staff who provide support to help families remain housed or to obtain housing and exit homelessness.

If funding is delayed by five months, 1,463 people will be at risk of losing their housing and returning to homelessness. An additional 673 people could lose services needed to exit homelessness.

Collectively these 11 organizations can float approximately half the cost to keep these 48 life-sustaining programs going for five months without federal funding. The City and Hamilton County have each been recommended to put in reserve enough to collectively split the other approximate half (\$6,542,385) of the cost of five months of operations which organizations cannot cover.

### **Five months of reserve would prevent:**

- Loss of housing and return to homelessness for approximately 1,463 people.
- Layoff of social workers and case managers who provide needed services to empower these approximately 927 households to remain housed and will be needed to assist approximately 673 other households in overcoming significant obstacles to exit homelessness.
- Loss of street outreach services specifically for youth ages 24 and younger.
- End of rent payments to landlords for approximately 927 homes in our community.

### **The following provide reassuring evidence that HUD will provide the promised funds, albeit not by July 1, 2026 (making a short-term bridge loan necessary):**

- The inclusion of the Greater Cincinnati Homeless Coalition and other local programs on HUD's list for full renewal of the funds. See Attachment A.
- The Consolidated Appropriations Act of 2026 (H.R. 7148), signed into law on February 3, 2026, that requires that if HUD did not issue award notices to local CoCs by April 1, 2026, HUD must automatically

renew all CoC projects expiring in the second quarter of 2026 for a 12-month period at the previous cycle's funding levels. HUD did not send such notices by April 1 and is required to do the automatic renewal.

- On March 31, 2026, the U.S. District Court for the District of Rhode Island, as a part of its ruling in *National Alliance to End Homelessness v. Turner, et al.*, ordered that HUD must make available for award the funding previously appropriated for CoC operations.
- On March 31, 2026, as the first step in compliance with this part of the court's ruling, HUD announced renewal funding for local CoCs whose funding expired in quarter one of 2026, including a list of all of those CoCs and the specific dollar amount each would be receiving.

EMERGENCY

City of Cincinnati

JRS

EESW

An Ordinance No. \_\_\_\_\_

- 2026

**DECLARING** that East 13<sup>th</sup> Street from Reading Road to Pendleton Street in the Pendleton neighborhood shall hereby receive the honorary, secondary name of “Marvin G. Butts Way” in honor of Marvin G. Butts, III and in recognition of his contributions to the Cincinnati community and the business community in Pendleton.

WHEREAS, Marvin G. Butts, III is a longtime Cincinnati resident and deeply involved in the Cincinnati community and the Pendleton neighbourhood; and

WHEREAS, Mr. Butts is the President of Air Marvin’s Limousine Service, Mr. Bubbles Detailing, Tall & Skinny management, MGB Records, and The Butts Family Foundation, celebrating thirty years in business and all of which are located at 512 East 13<sup>th</sup> Street; and

WHEREAS, in 2006, Mr. Butts founded The Butts Family Foundation, which focuses on cancer awareness and strengthening families. The Butts Family Foundation is dedicated to educating families about warning signs of cancer and preventative action. The foundation is a tribute to his mother who lost her battle with cancer when Mr. Butts was sixteen years old. Later Mr. Butts would lose six sisters, four brothers, and his best friend to their battles with cancer as well; and

WHEREAS, in 2013, Mr. Butts became an advocate for Hospice of Cincinnati; and

WHEREAS, in 2016, Mr. Butts was asked to join Real Mean Wear Pink/Making Strides Against Breast Cancer by the American Cancer Society; and

WHEREAS, in 2023, The Butts Family Foundation formed Bridge the Gap and collaborated with the City to support graduating high school seniors. This effort raised more than \$65,000 to ensure 489 Cincinnati Public School Students would graduate with no student fees, allowing them to access their diplomas and transcripts; and

WHEREAS, Mr. Butts is a member of the executive board of Lighthouse Youth Services, Board of Cincinnati College Preparatory Academy, Hamilton County Sheriff’s Community Advisory Board, and Mr. Butts was also a former member of the Casino Neighborhoods Working Group and the Bridging Broadway and Pendleton Community Council; and

WHEREAS, Mr. Butts for the past 29 years has held an annual fundraiser that feeds thousands of local families on the Thanksgiving holiday and provides children in our community with toys for the Christmas holiday; and

WHEREAS, Mr. Butts is a youth mentor for at-risk youth recommended to him by Hamilton County Judges; and

WHEREAS, Mr. Butts offers free protection and escort services to court for victims of domestic violence; and

WHEREAS, Mr. Butts hosts “Pendleton Night at the Movies” in which he sponsors a movie night at his business in which the neighborhood families are invited to a cookout where family friendly movies are shown; and

WHEREAS, because of his dedication and philanthropic efforts, Marvin G. Butts, III has received many awards and accolades including an Applause Magazine Imagemaker Award Honoree, a WIZF Unsung Hero Honoree, a Lighthouse Youth Services Beacon of Light Humanitarian Award Honoree, a Governor of the State of Ohio Jefferson Award Honoree, a 9 News Hometown Hero Honoree, a Cincinnati Enquirer Hometown Hero Honoree, A WCPO Hometown Hero Honoree, and a Fox 19 Success Story Honoree, and additionally, Mr. Butts was honored by the Downtown Council, Inc. and the Greater Cincinnati Chamber of Commerce for public service and his work with teens and young adults; and

WHEREAS, Marvin G. Butts, III has made a lasting impact to the Cincinnati community and to the City of Cincinnati’s citizens, and his contributions and philanthropic efforts and his impact on the Cincinnati community will long be remembered; now, therefore,

BE IT ORDAINED by the Council of the City of Cincinnati, State of Ohio:

Section 1. That East 13<sup>th</sup> Street from Reading Road to Pendleton Street in the Pendleton neighborhood shall hereby receive the honorary, secondary name of “Marvin G. Butts Way” in honor of Marvin G. Butts, III and in recognition of his contributions and dedication to the City of Cincinnati and the Pendleton neighborhood.

Section 2. That the appropriate City officials are hereby authorized to do all things necessary and proper to implement the provisions of Section 1 herein, including the generation and installation of appropriate secondary street signage, which shall designate East 13<sup>th</sup> Street from Reading Road to Pendleton Street in the Pendleton neighborhood as “Marvin G. Butts Way” in accordance with the Department of Transportation and Engineering’s procedures relating to street designation and related signage.

Section 3. That a copy of this ordinance be sent to Marvin G. Butts, III via the office of Councilmember Seth Walsh.

Section 4. That this ordinance shall be an emergency measure necessary for the preservation of the public peace, health, safety, and general welfare and shall, subject to the terms of Article II, Section 6 of the Charter, be effective immediately. The reason for the emergency is the immediate need to allow the Department of Transportation and Engineering to move forward with the administrative requirements related to the honorary naming of streets to provide for the ceremony and dedication of the honorary street name at the earliest possible time.

Passed: \_\_\_\_\_, 2026

\_\_\_\_\_

Aftab Pureval, Mayor

Attest: \_\_\_\_\_  
Clerk

202601617

**Date:** May 20, 2026

**To:** Councilmember Seth Walsh

**From:** Emily Smart Woerner, City Solicitor *EESW*

**Subject:** **Emergency Ordinance - Honorary Street Renaming – Marvin G. Butts Way**

---

Transmitted herewith is an emergency ordinance captioned as follows:

**DECLARING** that East 13<sup>th</sup> Street from Reading Road to Pendleton Street in the Pendleton neighborhood shall hereby receive the honorary, secondary name of “Marvin G. Butts Way” in honor of Marvin G. Butts, III and in recognition of his contributions to the Cincinnati community and the business community in Pendleton.

EESW/JRS(dbr)  
Attachment  
4904-5454-3272

May 13, 2026

To: Mayor and Members of City Council

From: Sheryl M.M. Long, City Manager

202601530

Subject: **LEED Tax Abatements**

---

### **REFERENCE DOCUMENT # 202600150**

City Council's Housing & Growth Committee referred the following motion for review and report:

**WE MOVE** that the City Administration prepare a report by March 1st, 2026 updating the Council on all active LEED Tax Abatements. **FURTHER WE MOVE** that the Administration provide statistics on the amount of LEED tax abatements that have been amended or canceled since passage of the original ordinance in 2007 (Ord. 446-2007) and since the 2023 revision (Ord. 106-2023).

#### **Overview of LEED Tax Abatements**

The City of Cincinnati incorporates Leadership in Energy and Environmental Design (LEED) Silver, Gold, or Platinum standards into certain Community Reinvestment Area (CRA) Agreements offering tax abatement to promote sustainable development and environmentally responsible construction practices.

Total Active CRA Agreements: 353

- Active CRA Agreements without LEED Requirements: 197
- Active CRA Agreements with LEED Requirements: 156
- Active CRA Agreements with LEED, Registered with Auditor: 133
- Active CRA Agreements with LEED that have completed construction, but not yet submitted LEED certification: 4
- Active CRA's with LEED Pending Completion Applications: 13
- Active CRAs with LEED Completed, Pending Auditor Registration: 6

#### **Terminations and Amendments**

##### **Terminations**

Non-compliant property owners are subject to have their CRA Agreement terminated, resulting in a loss of the associated tax abatement. However, CRA Agreements are not solely terminated for non-compliance. Terminations may occur when projects do not advance as anticipated, experience financing changes, or property owners elect not to proceed under the original terms of the CRA Agreement. In these cases, terminating the CRA Agreement allows the City to replace the original agreement with a new incentive structure that better aligns with the project's updated scope or feasibility.

Most terminations of CRA Agreements were unrelated to the LEED requirements and were instead driven by broader project or development factors. A total of 11 CRA Agreements with LEED requirements have been terminated. Of these, one was terminated specifically due to LEED non-compliance:

- Barbaurora, LLC – CRA Agreement executed in 2013 and terminated in 2016 due to inability to meet LEED requirements. The project was subsequently restructured under a new CRA agreement without LEED standards, which was in effect from 2017 through 2024.

### **Amendments**

Minor modifications to a CRA Agreement may be made between the City and the property owner in lieu of a termination. There have been limited instances where LEED requirements required amendments to CRA Agreements, including:

- E.M.A. Freeman, LLC – CRA Agreement amended to remove LEED requirements.
- Traction Partners, LLC – CRA Agreement amended to remove LEED requirements due to financing challenges, project delays, and changes in applicable LEED standards that affected feasibility.

### **Process for Amendments and Oversight**

Amendments are formal modifications to the original terms of the agreement and are typically initiated by the property owner, often in response to project feasibility challenges such as increased construction costs, financing constraints, changes in project scope, or evolving LEED standards over time. Amendments to CRA Agreements, including those involving LEED requirements, follow a structured and deliberate process. Upon receiving an amendment request, the Administration conducts a thorough review to evaluate the financial viability of the project, the impact of the proposed change, and continued alignment with the original public benefit.

Minor modifications may be approved administratively; however, any request to remove LEED requirements is considered a substantive change and requires City Council approval. Decisions to remove LEED requirements are made on a case-by-case basis, recognizing that adjustments are sometimes necessary to ensure projects can move forward while still delivering meaningful community benefit.

In addition to internal review, CRA Agreements are subject to ongoing oversight from the Tax Incentive Review Council, which annually monitors and evaluates tax abatements and may recommend terminations of noncompliant CRA Agreements. Further, the property owner's tax abatement will not activate until the City's Housing Officer has (1) verified that the project was completed pursuant to the terms of the CRA Agreement, including having received the applicable LEED certification from the U.S. Green Building Council, and (2) submits to the Hamilton County Auditor an exemption application with the applicable LEED certification. This verification process ensures property owners meet their LEED commitments before they realize any tax abatement benefits.

cc: Markiea L. Carter, Director of the Department of Opportunity and Resident Services