



CITY OF CINCINNATI
MAJOR PROJECTS & SMART GOVERNMENT COMMITTEE
MAY 25, 2021

www.cincy-promise.org






HISTORY

In 2016 voters approved a 5-year Cincinnati Public School levy.
In 2020 the levy was renewed for an additional 5 years.
\$48 million annually

- \$33 million for CPS investments in college and career-readiness, quality school options, and increased access to technology.
- \$15 million annually to expanding access to preschools through CPS and Cincinnati Preschool Promise community-based providers.



www.cincy-promise.org





EVERY CINCINNATI CHILD READY FOR KINDERGARTEN

VISION

Our region values **preschool as an integral part of a child's education** and as an important support for working families. The community acknowledges that the best outcomes are possible with **continuous access to high-quality education**, beginning with preschool, and ongoing engagement throughout a child's educational experience. This is especially true for preschoolers with the greatest need. Kindergarten readiness and third grade reading are short-term benefits of increased participation in preschool. The longer-term benefits, from middle school through high school, will produce a more qualified workforce and a community in which all residents have an **opportunity to thrive**.

www.cincy-promise.org

Our Mission: To ensure equitable access to high-quality Preschool so that every Cincinnati child is prepared for kindergarten.



We expand ACCESS to affordable quality preschool for Cincinnati children and families.



We BUILD partnerships with providers to increase high-quality programs.



We CONTRIBUTE to an equitable early childhood community to sustain high-quality programs, and results.



Preschoolers ready for kindergarten.

78.4% of preschoolers who received tuition assistance through Cincinnati Preschool Promise showed up kindergarten ready to learn.

As measured by the 2019-2020 Overall Ohio Kindergarten Readiness Assessment

EXPANDING ACCESS



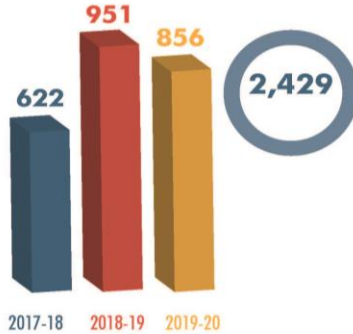
Cincinnati Preschool Promise has supported 4,780 preschoolers.

TUITION ASSISTANCE SPENDING

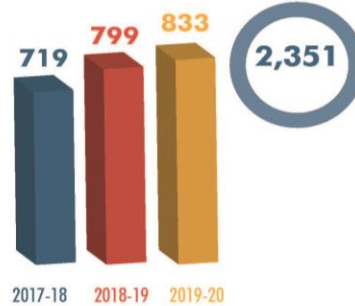
To qualify for Tuition Assistance the child must meet age, residency and income requirements.

- The child must live within the Cincinnati Public Schools District boundary
- The child must be 3 years of age by September 30th
- Gross Annual Household Income must fall at or below 300% of the Federal Poverty Line

NUMBER OF PRESCHOOLERS SERVED AT COMMUNITY BASED PROVIDERS



NUMBER OF PRESCHOOLERS SERVED AT CINCINNATI PUBLIC SCHOOLS



TOTAL SPEND ON TUITION ASSISTANCE



EXTENDED LEARNING SESSION



COMMUNITY PROVIDERS PARTICIPATING IN TUITION ASSISTANCE



www.cincy-promise.org

Cincinnati
**preschool
Promise**

Expanding Access to Quality Preschool

BUILDING PARTNERSHIPS



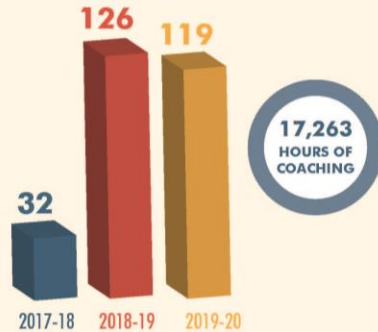
CPP offers Quality Improvement (QI) grants and services to help eligible Providers who currently are unrated, 1- or 2- Star on Ohio's Step Up To Quality (SUTQ) scale.

QUALITY IMPROVEMENT

CPP offers Quality Improvement (QI) grants and services to help eligible Providers who currently are unrated, 1- or 2- Star on Ohio's Step Up To Quality (SUTQ) scale.

- Financial support
- Coaching and curriculum
- Developmentally appropriate materials
- Professional Development

NUMBER OF PROVIDERS PARTICIPATING IN QUALITY IMPROVEMENT



NUMBER OF PROVIDERS INCREASING QUALITY RATING



MOVING TO HIGH-QUALITY



SUSTAINING QUALITY



TPG

TEACHER PROMISE GRANTS

encourages teachers to remain in the profession. As of July 2020, CPP offers grants of up to \$4,000 for teachers in community-based programs that earned a 3-Star to 5-Star designation.

SSF

STAFF SUPPORT FUND

pilot program is intended to help preschool program owners and directors retain quality staff as they pursue a high-quality rating. Preschool programs will have access to \$3,000 per lead teaching position in their center or family childcare program.



68

TEACHERS
SUPPORTED



30

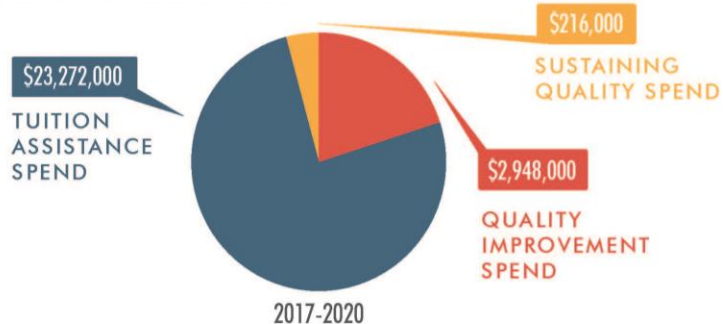
SITES
APPLIED

SUSTAINING QUALITY

CPP offers support to preschool Providers, Directors, and Teachers intended to:

- Increase Retention & Recruitment
- Increase and Maintain Quality
- Access to Professional Development
- Promote increased wages & access to benefits

DIRECT PROGRAM SPENDING



Kindergarten Readiness, Preschool Attendance, and Academic Outcomes: Comprehensive and Longitudinal Outcomes

OVERALL LEARNING AND OPPORTUNITIES

Enrollment and Regular Attendance in a High-Quality Preschool Matters

- An important step to ensuring that children are ready for kindergarten is to enroll them in a high-quality preschool.
- Low income children and children who attend preschool regularly benefit from preschool as they are more likely to show the benefits of preschool compared to their peers who did not go to preschool especially through 3rd grade.

Readiness for Kindergarten is Fundamental for Academic Success

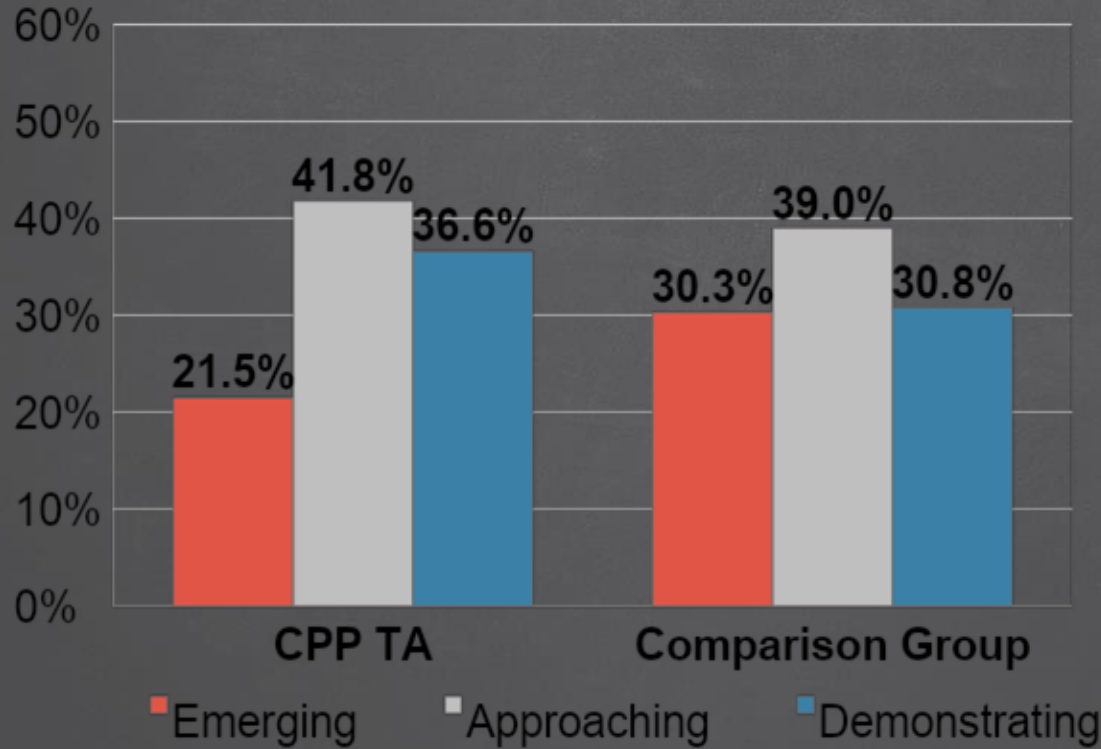
- Students who attended preschool were more ready for kindergarten.
- Kindergarten readiness is linked to a number of academic outcomes including better performance on 3rd and 8th grade State Math and Reading tests, higher ACT scores, more high school credits earned, and four-year graduation.
- Low income and African-American/Black students especially benefit from being ready for kindergarten.

Supporting Every Student is Important to Closing Performance Gaps

- Performance gaps exist for some students. Educational support and opportunities can provide enrichment opportunities and resources for students and families when needed.
- Data-driven strategies are important to implementing best practices and applying these approaches to real world classroom settings.
- Planning among teachers, staff and leadership can ensure that supporting every student from preschool through high school graduation continues to be a priority.

Prepared by **INNOVATIONS** in
Community Research and Program Evaluation

OVERALL KINDERGARTEN READINESS PERFORMANCE LEVELS



78.4%

CPP TA APPROACHING OR DEMONSTRATING

69.8%

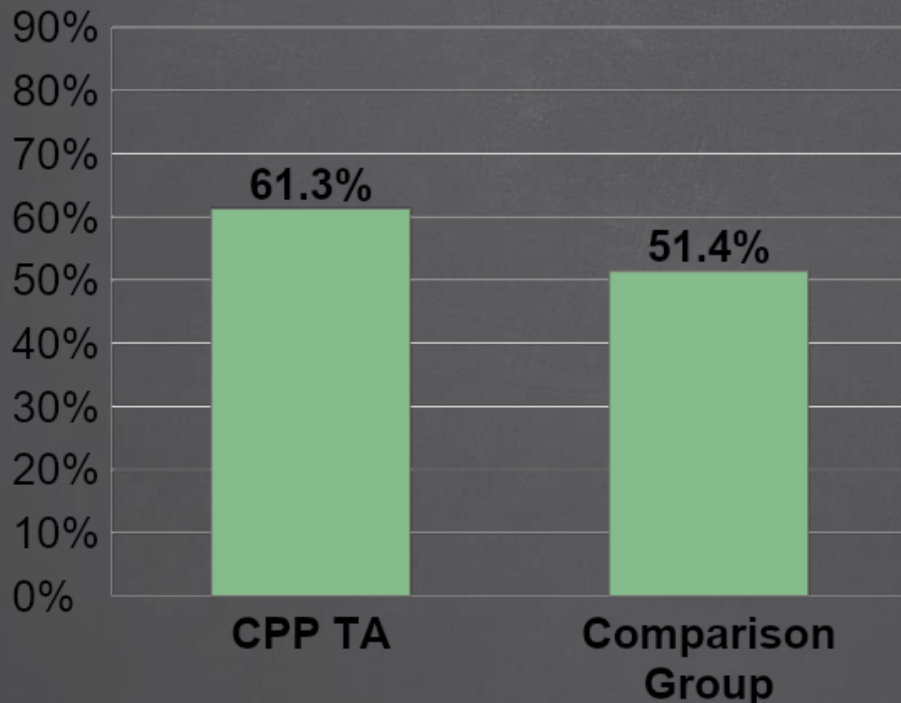
OF THE COMPARISON GROUP

DIFFERENCE OF 8.6 POINTS

Emerging (low readiness), Approaching (moderate readiness), Demonstrating (high readiness)

www.cincy-promise.org

KRA "ON-TRACK" ON LANGUAGE AND LITERACY SUBTEST BY GROUP



61.3%
CPP TA ON TRACK

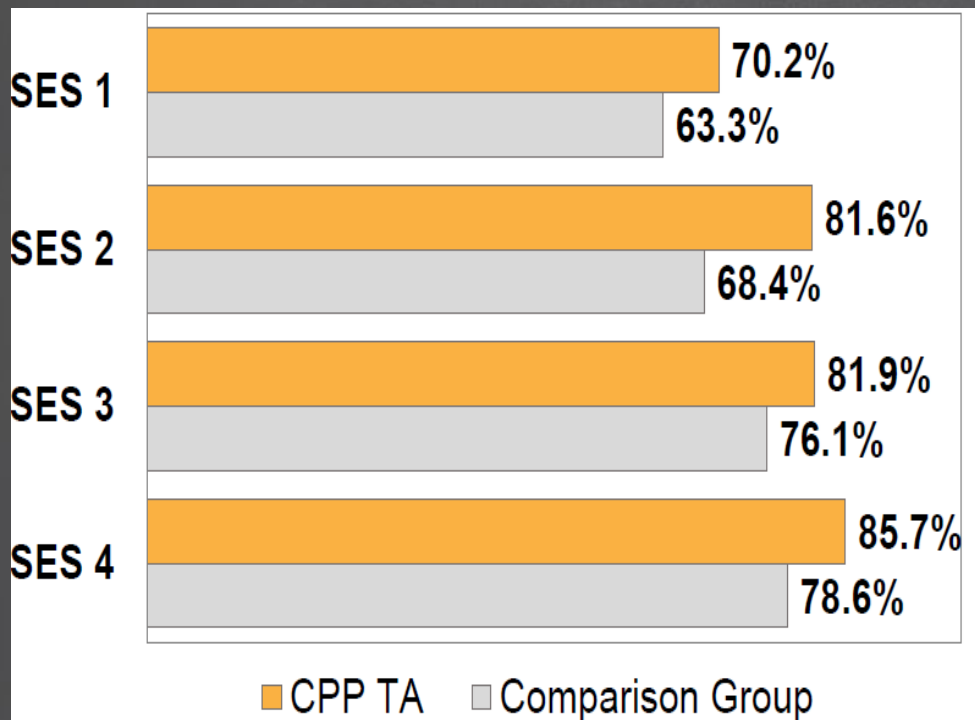
51.4%
OF THE COMPARISON GROUP

DIFFERENCE OF **9.9** POINTS

Note: Language and Literacy scaled scores at or above 263 indicate a student is on-track for reading on grade level.

CPP IMPACT BY SES QUARTILES

PERCENT APPROACHING OR DEMONSTRATING READINESS BY SES AND GROUP



APPROACHING OR DEMONSTRATING PERFORMANCE LEVELS

SES 1: 6.9 POINT DIFFERENCE

SES 2: 13.2 POINT DIFFERENCE

SES 3: 5.8 POINT DIFFERENCE

SES 4: 7.1 POINT DIFFERENCE

www.cincy-promise.org

CPP IMPACT BY SES QUARTILES

PERCENT "ON-TRACK" ON LANGUAGE AND LITERACY SUBTEST BY SES AND GROUP

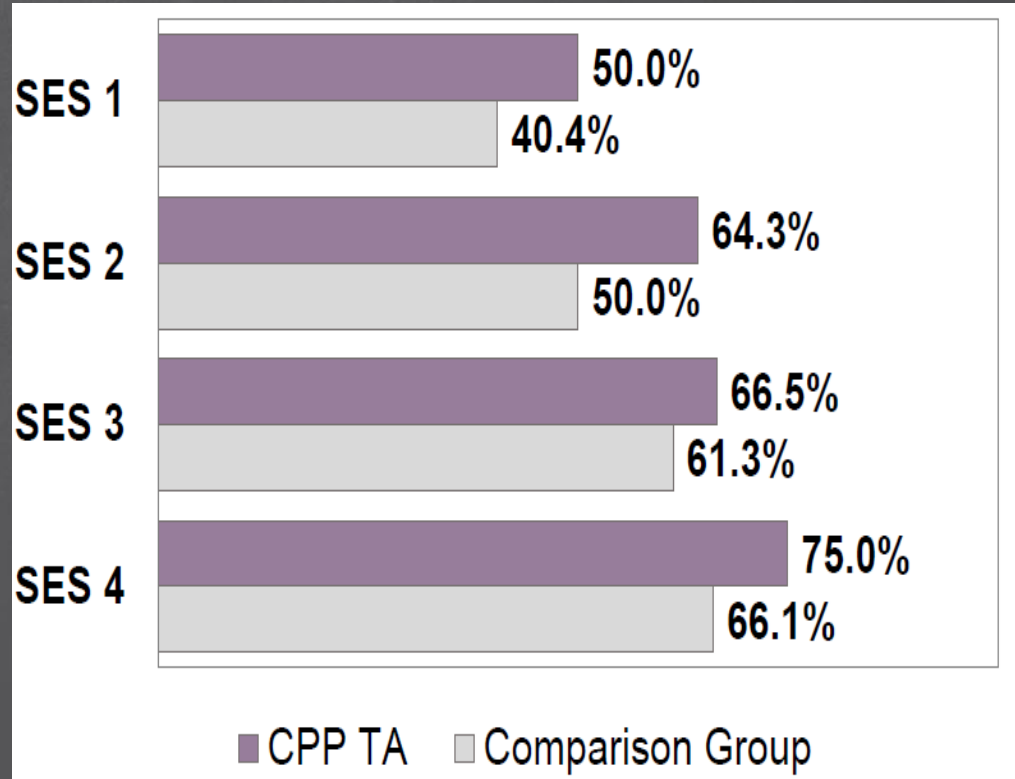
MEET "ON-TRACK" CUTOFF FOR LITERACY

SES 1: 9.6 POINT DIFFERENCE

SES 2: 14.3 POINT DIFFERENCE

SES 3: 5.2 POINT DIFFERENCE

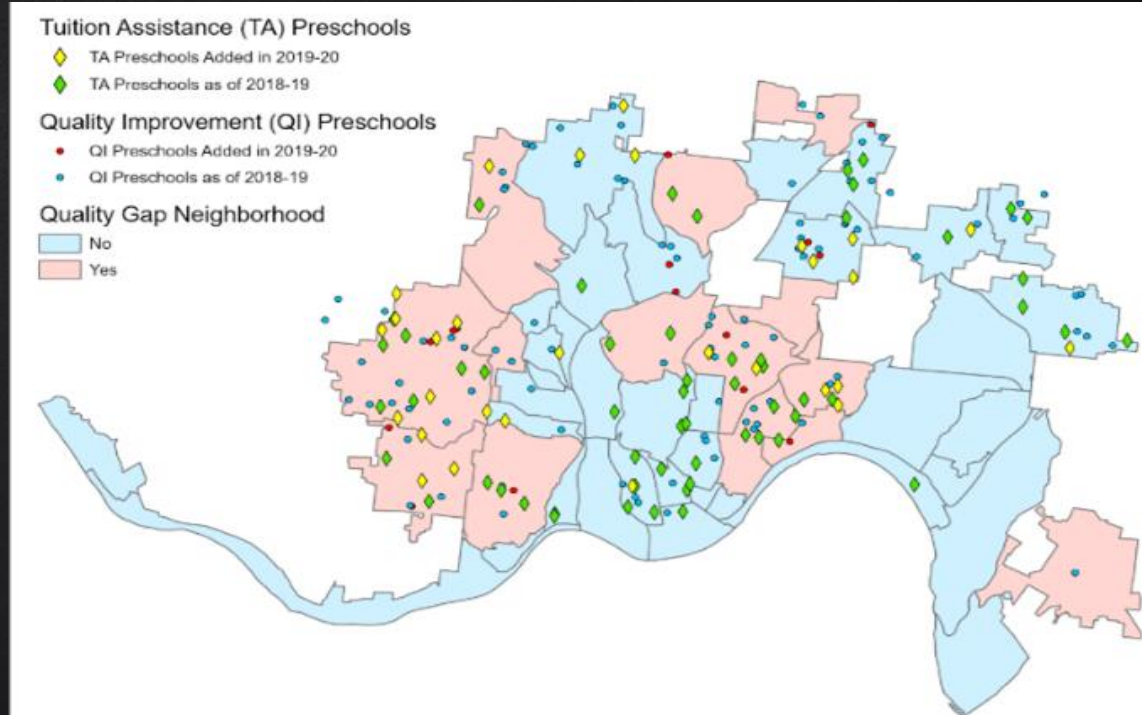
SES 4: 8.9 POINT DIFFERENCE



ACCESS TO HIGH-QUALITY AND QUALITY PRESCHOOL

CPP TUITION ASSISTANCE (TA) AND QUALITY IMPROVEMENT (QI) COMMUNITY PRESCHOOLS

AS OF JUNE 30, 2020, THERE
WERE A TOTAL OF
97 PROVIDERS
IN QUALITY GAP
NEIGHBORHOODS.





MOVING FORWARD

- ✓ HIGH-QUALITY PRESCHOOL ACCESSIBLE TO FAMILIES
- ✓ ENGAGE FAMILIES & ENROLL STUDENTS IN PRESCHOOL
- ✓ STABILIZE & SUPPORT COMMUNITY PRESCHOOL PROVIDERS
- ✓ SEPTEMBER 2021 – EVALUATION RESULTS & ANNUAL REPORT

www.cincy-promise.org