



City of Cincinnati

801 Plum Street
Cincinnati, OH 45202

Agenda - Final

Budget and Finance Committee

*Chairperson Reggie Harris
Vice Chair Jeff Cramerding
Councilmember Mark Jeffreys
Councilmember Scotty Johnson
Vice Mayor Jan-Michele Kearney
Councilmember Liz Keating
Councilmember Meeka Owens
Councilmember Seth Walsh
President Pro Tem Victoria Parks*

Monday, June 5, 2023

5:30 PM

Council Chambers, Room 300

PUBLIC HEARING

PRESENTATIONS

City Manager's Recommended FY 2024-2025 Biennial Budget

Dr. Andrew Dudas, Budget Director

AGENDA

1. [202301553](#) PRESENTATION submitted by Sheryl M. M. Long, City Manager, dated 6/5/2023, regarding City Manager's Recommended FY 2024-2025 Biennial Budget.

Sponsors: City Manager
Attachments: [Transmittal](#)
[Presentation](#)

ADJOURNMENT

June 5, 2023

To: Budget and Finance Committee

202301553

From: Sheryl M. M. Long, City Manager

Subject: Presentation – City Manager’s Recommended FY 2024-2025 Biennial Budget

Attached is the City Manager’s Recommended FY 2024-205 Biennial Budget presentation for the Budget and Finance Committee Budget Public Hearing on June 5, 2023.

cc: William “Billy” Weber, Assistant City Manager
Virginia Tallent, Assistant City Manager
Andrew Dudas, Budget Director

Budget and Finance Committee

City Manager's Recommended FY 2024-2025 Biennial Budget

Public Hearing: June 5, 2023

FY 2024 Strategic Priorities



PUBLIC SAFETY & HEALTH



GROWING ECONOMIC OPPORTUNITIES



THRIVING NEIGHBORHOODS



FISCAL SUSTAINABILITY



EXCELLENT & EQUITABLE SERVICE DELIVERY

Operating Budget

City Manager's Recommended FY 2024-2025 All Funds Operating Budget

(\$ in Millions)	Approved FY 2022	Approved FY 2023 Update	Recommended FY 2024	From Approved FY 2023 Update		From Recommended FY 2024		
				\$ Change	% Change	Recommended FY 2025	\$ Change	% Change
Operating Budget								
General Fund ⁽¹⁾⁽²⁾	\$461.3	\$489.4	\$523.0	\$33.6	6.9%	\$524.7	\$1.7	0.3%
Restricted Funds ⁽³⁾	\$754.3	\$713.2	\$762.0	\$48.8	6.8%	\$757.8	-\$4.2	-0.6%
Grand Total	\$1,215.6	\$1,202.6	\$1,285.0	\$82.4	6.9%	\$1,282.5	-\$2.5	-0.2%

⁽¹⁾ The Approved FY 2022 and Approved FY 2023 Update General Fund includes \$16.7 million and \$18.9 million in transfers out respectively to the Cincinnati Health District Restricted Fund. The Approved FY 2023 Update does not include \$67.3 million in funding that is transferred to the General Capital Budget or \$3.6 million transferred out for debt service.

⁽²⁾ The Recommended FY 2024 and FY 2025 General Fund Budget includes \$20.5 million and \$20.8 million respectively in transfers out to the Cincinnati Health District Restricted Fund.

⁽³⁾ The Recommended FY 2024 and FY 2025 Restricted Funds Budget amount does not include \$20.5 million and \$20.9 million respectively in Health Department funding that is now in the Cincinnati Health District Restricted Fund. Additionally, the Recommended FY 2024 and FY 2025 General Fund Budget amount does not include \$4.4 million in transfer out for debt service and to other funds.

Balancing the FY 2024 General Fund Budget

Revenue Changes:

- **(\$7.5)** million: Revision of City Income Tax Revenue
- \$5.0 million: Reversal of Credit to Expense Accounting (which results in a budget neutral increase to expenditures)
- \$1.7 million: Revenue and Sources Adjustments

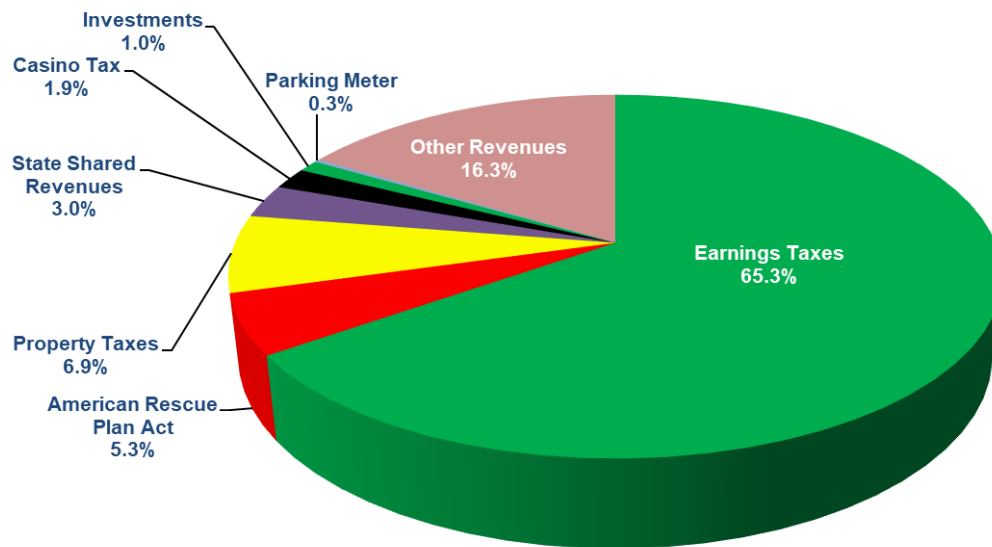
Total Use of ARP:

- \$28.2 million: Operating Budget

OPERATING BUDGET

FY 2024 General Fund Revenue

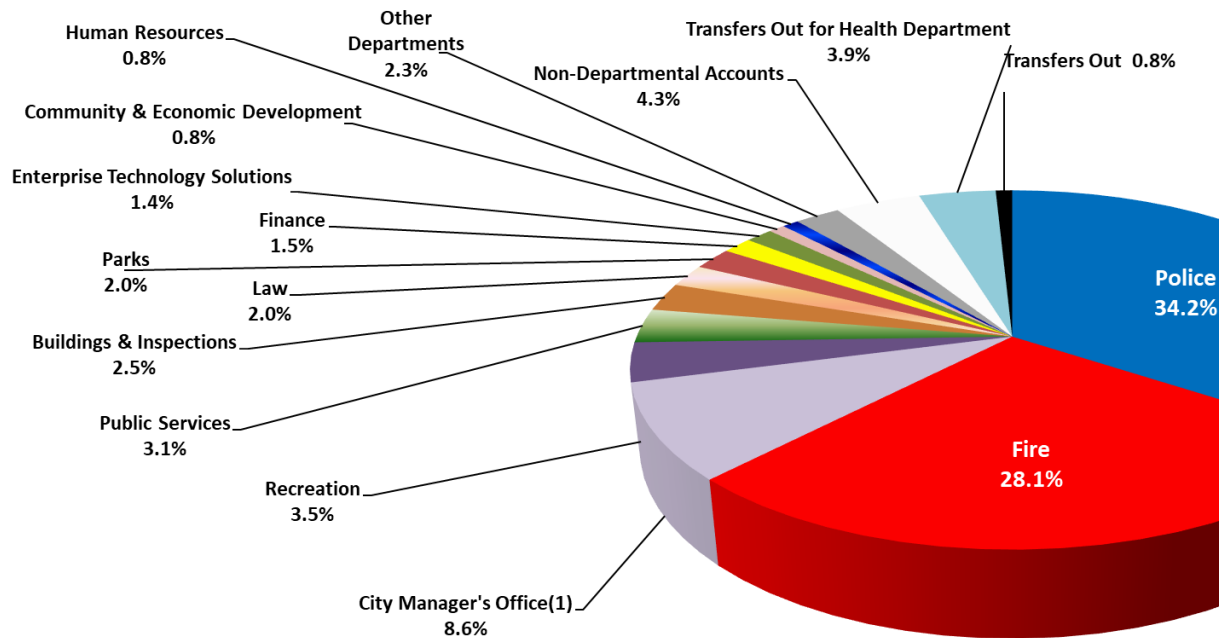
\$527.1 million*



*Does not include a Transfer In of \$0.2 million.

OPERATING BUDGET

General Fund Expenditures – \$527.3 million

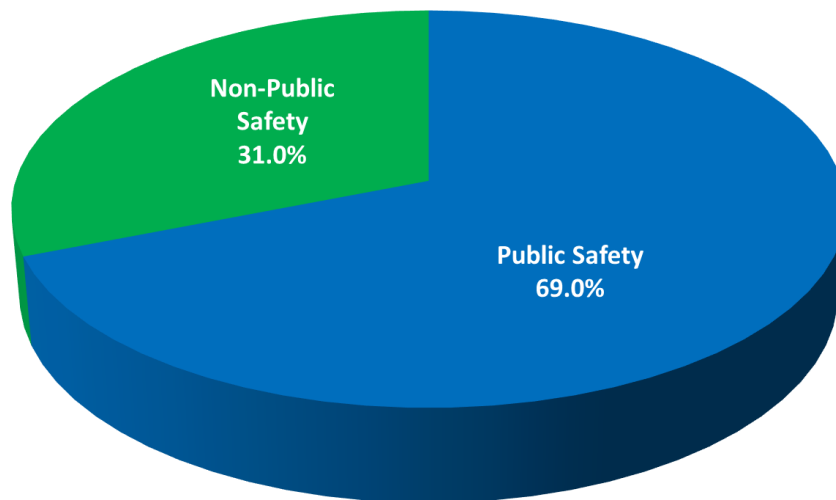


*Other Departments include Transportation and Engineering, City Council, City Planning & Engagement, Economic Inclusion, Citizen Complaint Authority, Office of the Mayor, and Clerk of Council.
 (1) CMO includes the Emergency Communications Center

OPERATING BUDGET

General Fund Expenditures*

Where does the money go?
Public Safety and Non-Public Safety

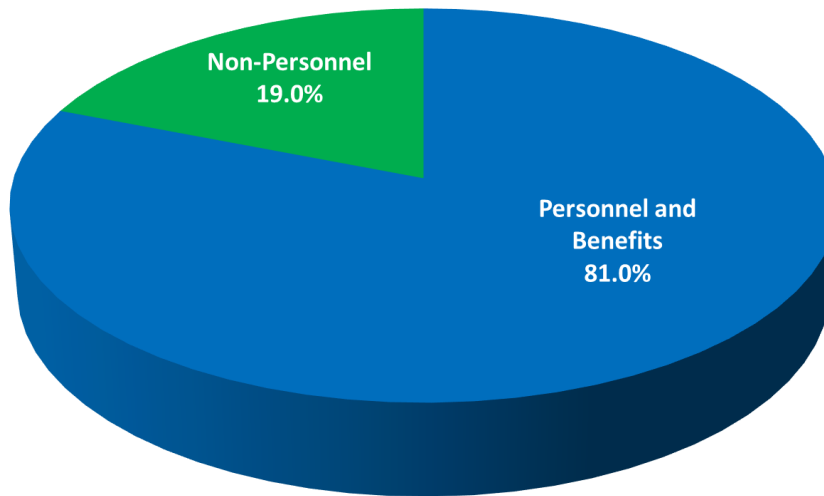


*The Transfer Out for the Health Department is reflected here based on the budgeted expenses for the Health Department within these categories. Non-Departmental Accounts are not included.

OPERATING BUDGET

General Fund Expenditures*

Where does the money go?
Personnel and Non-Personnel



*The Transfer Out for the Health Department is reflected here based on the budgeted expenses for the Health Department within these categories.

OPERATING BUDGET

General Fund Expenditure Highlights: Human Services and Leveraged Support

- Application portal opened on February 14, 2023 and closed on March 24, 2023. The City received 92 applications from 91 applicants.
- The Recommended FY 2024 Budget includes \$3,975,000 in leveraged support to 27 organizations.
- The new leveraged support definition does not include City funding of third parties to perform elements of City operations.
- The Recommended FY 2024-2025 Biennial Budget includes \$12,653,540 for these items, which includes the Human Services Fund.
- The Human Services Fund exceeds the goal of allocating 1.5% of General Fund Operating Budget Revenue at nearly \$8.0 million.

OPERATING BUDGET

General Fund Expenditure Highlights: TTB Policy Package

- Recommended Budget includes resources for policy initiatives proposed in Council Motion No. 202202224, including:
 - Career Pathways Initiative
 - Special Code Enforcement Unit
 - Includes Nuisance Abatement at Multi-Family Rental Units
 - Community Development Corporation (CDC) Support
 - Access to Counsel Program
- The Recommended FY 2024 Capital Budget also includes resources for a Home Enhancement Loan Program (HELP) in partnership with LISC.

OPERATING BUDGET

General Fund Expenditure Highlights:

Public Safety

- Cincinnati Police Department Recruit Classes:
 - 60 member class to start June 2023
 - 50 member class to start January 2024
 - 50 member class to start October 2024
- Cincinnati Fire Department Recruit Classes:
 - 50 member class to start June 2023
 - 50 member class to start February 2024
 - 50 member class to start July 2024
 - 50 member class to start February 2025
- Resources for continuation and expansion of the Emergency Communications Center's Alternative Response to Crisis (ARC) program for Police Dispatch.

OPERATING BUDGET

General Fund Expenditure Highlights:

Fiscal Sustainability

- Recommended FY 2024-2025 Biennial Budget includes a 17.0% employer pension contribution rate for members of the Cincinnati Retirement System (CRS). This is a 0.75 percentage point increase to help address current underfunding of the CRS.
- Resources to support the Futures Commission, which will perform a comprehensive financial review of the City's budget and provide sustainable financial and economic development recommendations to the City.
- Resources for a consultant to pursue federal grant funding opportunities.

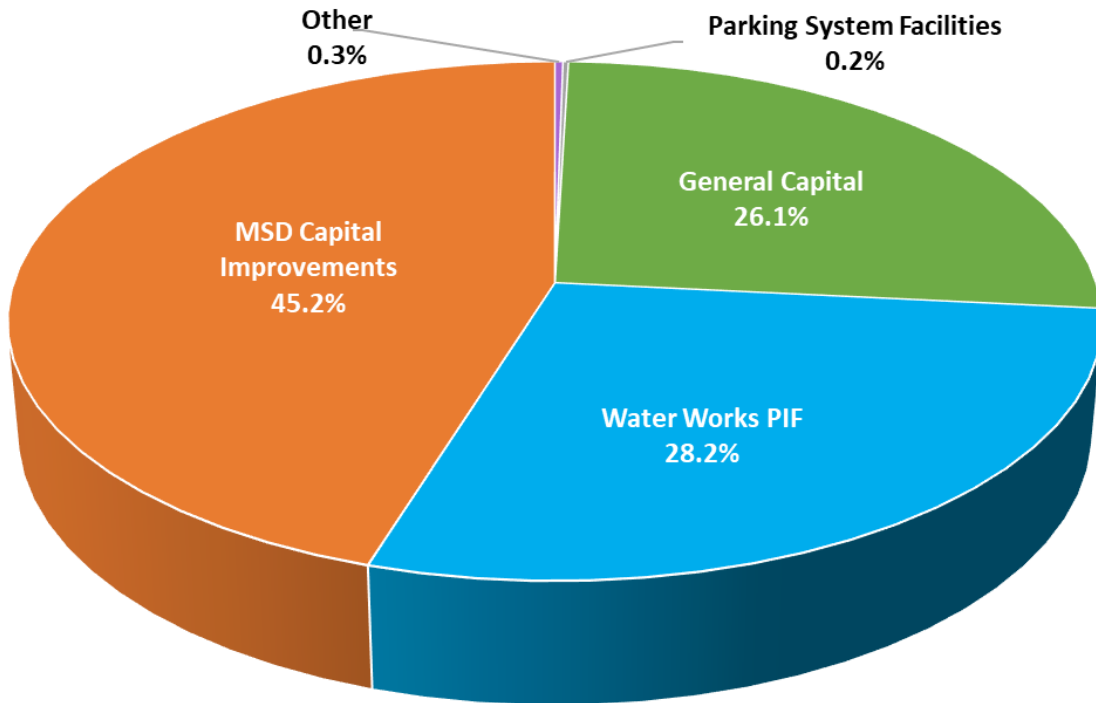
OPERATING BUDGET

General Fund Expenditure Highlights: Staffing

- Department of Buildings and Inspections - 9 FTE for Special Code Enforcement Program
- Cincinnati Parks Department - 9 FTE for additional capacity for community events, maintaining greenspace in neighborhoods, supporting trail maintenance, and managing infrastructure projects
- Cincinnati Health Department - 2 FTE for a new school based dental clinic at the Roberts Academy and 1 FTE for the Healthy Homes program
- Law Department - 1 FTE for the new Private Complaint Mediation Program and 1 FTE for the Administrative Hearings section

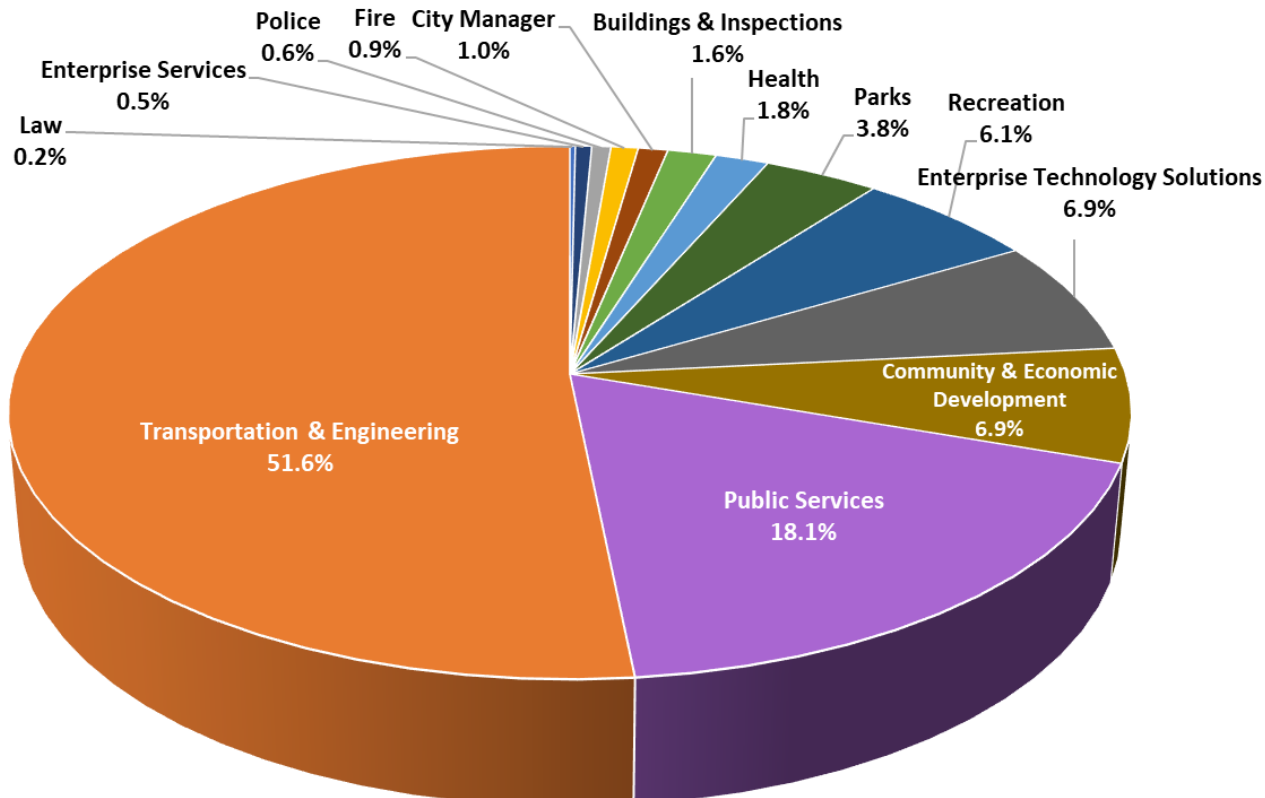
Capital Budget

Recommended FY 2024 All Funds Capital Budget



"Other" combines the FY 2024 Recommended Capital Budget amount for the following funds: Telecommunications Services, General Aviation, and Special Housing PIF. Individually, each of these funds consist of less than 0.15% of the Recommended FY 2024 All Funds Capital Budget. This chart does not include grant funding.

General Capital Expenditures – \$69.5 million



Community Budget Requests

Community Budget Request (CBR) Summary

- 77 Community Budget Requests submitted for FY 2024-2025
- \$1.0 million allocated to CBRs in Recommended FY 2024 Capital Budget
- \$1.5 million allocated to specific CBRs in Recommended FY 2024 Capital Budget
 - Funding from the FY 2023 appropriation to Community Budget Requests from the FY 2022 closeout process
- \$3.3 million in estimated costs to be absorbed by City departments for CBRs
- \$1.0 million annual commitment included in out years of the Capital Improvement Program (FY 2025 – 2029)

Public Comment