



# City of Cincinnati

801 Plum Street  
Cincinnati, Ohio 45202

## CALENDAR - Final-revised Cincinnati City Council

Wednesday, January 27, 2021

2:00 PM

Council Chambers, Room 300

### ROLL CALL

### PRAYER AND PLEDGE OF ALLEGIANCE

### FILING OF THE JOURNAL

### MAYOR CRANLEY

1. [202100317](#) **ORDINANCE (EMERGENCY)**, submitted by Mayor John Cranley, from Andrew W. Garth, **AMENDING** Ordinance 384-2020 to approve the Mayor's proposed appointments to the Economic Development Reform Panel, extending the panel's reporting date to August 1, 2021, and making minor clarifications to the ordinance.

**Recommendation** BUDGET AND FINANCE COMMITTEE

**Sponsors:** Mayor

### Southwest Ohio Region Workforce Investment Board (SWORWIB): 52 members; 27 Female/ 25 Male; 24 Minority/ 28 White

2. [202100323](#) **REAPPOINTMENT**, submitted by Mayor John Cranley, I hereby reappoint Altaf Khurram to the Southwest Ohio Region Workforce Investment Board (SWORWIB) for a term of two years. This reappointment is submitted to City Council for its advice and consent pursuant to its Rules. (Male)

**Recommendation** HOLD FOR ONE WEEK PURSUANT TO THE RULES OF COUNCIL

**Sponsors:** Mayor

3. [202100329](#) **REAPPOINTMENT**, submitted by Mayor John Cranley, I hereby reappoint Michael Beck to the Southwest Ohio Region Workforce Investment Board (SWORWIB) for a term of two years. This reappointment is submitted to City Council for its advice and consent pursuant to its Rules. (Male/White)

**Recommendation** HOLD FOR ONE WEEK PURSUANT TO THE RULES OF COUNCIL

**Sponsors:** Mayor

4. [202100335](#) **REAPPOINTMENT**, submitted by Mayor John Cranley, I hereby reappoint Paula Brehm-Heeger to the Southwest Ohio Region Workforce Investment Board (SWORWIB) for a term of two years. This reappointment is submitted to City Council for its advice and consent pursuant to its Rules. (Female/White)

**Recommendation** HOLD FOR ONE WEEK PURSUANT TO THE RULES OF COUNCIL

**Sponsors:** Mayor

5. [202100342](#) **REAPPOINTMENT**, submitted by Mayor John Cranley, I hereby reappoint

Renee Dean to the Southwest Ohio Region Workforce Investment Board (SWORWIB) for a term of two years. This reappointment is submitted to City Council for its advice and consent pursuant to its Rules. (Female/AA)

**Recommendation** HOLD FOR ONE WEEK PURSUANT TO THE RULES OF COUNCIL

**Sponsors:** Mayor

6. [202100348](#) **REAPPOINTMENT**, submitted by Mayor John Cranley, I hereby reappoint DeJuan Gossett to the Southwest Ohio Region Workforce Investment Board (SWORWIB) for a term of two years. This reappointment is submitted to City Council for its advice and consent pursuant to its Rules. (Male/AA)

**Recommendation** HOLD FOR ONE WEEK PURSUANT TO THE RULES OF COUNCIL

**Sponsors:** Mayor

7. [202100354](#) **REAPPOINTMENT**, submitted by Mayor John Cranley, I hereby reappoint Laurence Jones to the Southwest Ohio Region Workforce Investment Board (SWORWIB) for a term of two years. This reappointment is submitted to City Council for its advice and consent pursuant to its Rules. (Male/AA)

**Recommendation** HOLD FOR ONE WEEK PURSUANT TO THE RULES OF COUNCIL

**Sponsors:** Mayor

8. [202100360](#) **REAPPOINTMENT**, submitted by Mayor John Cranley, I hereby reappoint Matt Jones to the Southwest Ohio Region Workforce Investment Board (SWORWIB) for a term of two years. This reappointment is submitted to City Council for its advice and consent pursuant to its Rules. (Male/White)

**Recommendation** HOLD FOR ONE WEEK PURSUANT TO THE RULES OF COUNCIL

**Sponsors:** Mayor

9. [202100366](#) **REAPPOINTMENT**, submitted by Mayor John Cranley, I hereby reappoint Diana Mairose to the Southwest Ohio Region Workforce Investment Board (SWORWIB) for a term of two years. This reappointment is submitted to City Council for its advice and consent pursuant to its Rules. (Female/White)

**Recommendation** HOLD FOR ONE WEEK PURSUANT TO THE RULES OF COUNCIL

**Sponsors:** Mayor

10. [202100373](#) **REAPPOINTMENT**, submitted by Mayor John Cranley, I hereby reappoint Timothy McCartney to the Southwest Ohio Region Workforce Investment Board (SWORWIB) for a term of two years. This reappointment is submitted to City Council for its advice and consent pursuant to its Rules. (Male/White)

**Recommendation** HOLD FOR ONE WEEK PURSUANT TO THE RULES OF COUNCIL

**Sponsors:** Mayor

11. [202100380](#) **REAPPOINTMENT**, submitted by Mayor John Cranley, I hereby reappoint Peter McLinden to the Southwest Ohio Region Workforce Investment Board (SWORWIB) for a term of two years. This reappointment is submitted to City Council for its advice and consent pursuant to its Rules. (Male/White)

**Recommendation** HOLD FOR ONE WEEK PURSUANT TO THE RULES OF COUNCIL

**Sponsors:** Mayor

12. [202100387](#) **REAPPOINTMENT**, submitted by Mayor John Cranley, I hereby reappoint Matthew Owens to the Southwest Ohio Region Workforce Investment Board

(SWORWIB) for a term of two years. This reappointment is submitted to City Council for its advice and consent pursuant to its Rules. (Male/White)

**Recommendation** HOLD FOR ONE WEEK PURSUANT TO THE RULES OF COUNCIL

**Sponsors:** Mayor

13. [202100394](#) **REAPPOINTMENT**, submitted by Mayor John Cranley, I hereby reappoint Bridget Patton to the Southwest Ohio Region Workforce Investment Board (SWORWIB) for a term of two years. This reappointment is submitted to City Council for its advice and consent pursuant to its Rules. (Female/AA)

**Recommendation** HOLD FOR ONE WEEK PURSUANT TO THE RULES OF COUNCIL

**Sponsors:** Mayor

14. [202100400](#) **REAPPOINTMENT**, submitted by Mayor John Cranley, I hereby reappoint Michael Prus to the Southwest Ohio Region Workforce Investment Board (SWORWIB) for a term of two years. This reappointment is submitted to City Council for its advice and consent pursuant to its Rules. (Male/White)

**Recommendation** HOLD FOR ONE WEEK PURSUANT TO THE RULES OF COUNCIL

**Sponsors:** Mayor

15. [202100406](#) **REAPPOINTMENT**, submitted by Mayor John Cranley, I hereby reappoint Eric Rademacher to the Southwest Ohio Region Workforce Investment Board (SWORWIB) for a term of two years. This reappointment is submitted to City Council for its advice and consent pursuant to its Rules. (Male/White)

**Recommendation** HOLD FOR ONE WEEK PURSUANT TO THE RULES OF COUNCIL

**Sponsors:** Mayor

16. [202100412](#) **REAPPOINTMENT**, submitted by Mayor John Cranley, I hereby reappoint Diana Small to the Southwest Ohio Region Workforce Investment Board (SWORWIB) for a term of two years. This reappointment is submitted to City Council for its advice and consent pursuant to its Rules. (Female/AA)

**Recommendation** HOLD FOR ONE WEEK PURSUANT TO THE RULES OF COUNCIL

**Sponsors:** Mayor

17. [202100418](#) **REAPPOINTMENT**, submitted by Mayor John Cranley, I hereby reappoint Stephanie Summerow-Dumas to the Southwest Ohio Region Workforce Investment Board (SWORWIB) for a term of two years. This reappointment is submitted to City Council for its advice and consent pursuant to its Rules. (Female/AA)

**Recommendation** HOLD FOR ONE WEEK PURSUANT TO THE RULES OF COUNCIL

**Sponsors:** Mayor

18. [202100424](#) **REAPPOINTMENT**, submitted by Mayor John Cranley, I hereby reappoint Roberta Thomas to the Southwest Ohio Region Workforce Investment Board (SWORWIB) for a term of two years. This reappointment is submitted to City Council for its advice and consent pursuant to its Rules. (Female)

**Recommendation** HOLD FOR ONE WEEK PURSUANT TO THE RULES OF COUNCIL

**Sponsors:** Mayor

19. [202100430](#) **REAPPOINTMENT**, submitted by Mayor John Cranley, I hereby reappoint Amy Waldbilling to the Southwest Ohio Region Workforce Investment Board

(SWORWIB) for a term of two years. This reappointment is submitted to City Council for its advice and consent pursuant to its Rules. (Female)

**Recommendation** HOLD FOR ONE WEEK PURSUANT TO THE RULES OF COUNCIL

**Sponsors:** Mayor

20. [202100436](#) **REAPPOINTMENT**, submitted by Mayor John Cranley, I hereby reappoint Dani Watkins to the Southwest Ohio Region Workforce Investment Board (SWORWIB) for a term of two years. This reappointment is submitted to City Council for its advice and consent pursuant to its Rules. (Female/White)

**Recommendation** HOLD FOR ONE WEEK PURSUANT TO THE RULES OF COUNCIL

**Sponsors:** Mayor

21. [202100440](#) **APPOINTMENT**, submitted by Mayor John Cranley, I hereby appoint Margaret (Peg) Albert to the Southwest Ohio Region Workforce Investment Board (SWORWIB) for a term of two years. This appointment is submitted to City Council for its advice and consent pursuant to its Rules. (Female)

**Recommendation** HOLD FOR ONE WEEK PURSUANT TO THE RULES OF COUNCIL

**Sponsors:** Mayor

22. [202100442](#) **APPOINTMENT**, submitted by Mayor John Cranley, I hereby appoint Markeia Carter to the Southwest Ohio Region Workforce Investment Board (SWORWIB) for a term of two years. This appointment is submitted to City Council for its advice and consent pursuant to its Rules. (Female/AA)

**Recommendation** HOLD FOR ONE WEEK PURSUANT TO THE RULES OF COUNCIL

**Sponsors:** Mayor

23. [202100446](#) **APPOINTMENT**, submitted by Mayor John Cranley, I hereby appoint David Cook to the Southwest Ohio Region Workforce Investment Board (SWORWIB) for a term of two years. This appointment is submitted to City Council for its advice and consent pursuant to its Rules. (Male/AA)

**Recommendation** HOLD FOR ONE WEEK PURSUANT TO THE RULES OF COUNCIL

**Sponsors:** Mayor

24. [202100450](#) **APPOINTMENT**, submitted by Mayor John Cranley, I hereby appoint Jesse Grissom to the Southwest Ohio Region Workforce Investment Board (SWORWIB) for a term of two years. This appointment is submitted to City Council for its advice and consent pursuant to its Rules. (Male/AA)

**Recommendation** HOLD FOR ONE WEEK PURSUANT TO THE RULES OF COUNCIL

**Sponsors:** Mayor

25. [202100454](#) **APPOINTMENT**, submitted by Mayor John Cranley, I hereby appoint Myron Hughes to the Southwest Ohio Region Workforce Investment Board (SWORWIB) for a term of two years. This appointment is submitted to City Council for its advice and consent pursuant to its Rules. (Male/AA)

**Recommendation** HOLD FOR ONE WEEK PURSUANT TO THE RULES OF COUNCIL



**Sponsors:** Mayor

26. [202100457](#) **APPOINTMENT**, submitted by Mayor John Cranley, I hereby appoint Deval Motka to the Southwest Ohio Region Workforce Investment Board (SWORWIB) for a term of two years. This appointment is submitted to City Council for its advice and consent pursuant to its Rules. (Female)

**Recommendation** HOLD FOR ONE WEEK PURSUANT TO THE RULES OF COUNCIL

**Sponsors:** Mayor

27. [202100461](#) **APPOINTMENT**, submitted by Mayor John Cranley, I hereby appoint Rhema Nwaneri to the Southwest Ohio Region Workforce Investment Board (SWORWIB) for a term of two years. This appointment is submitted to City Council for its advice and consent pursuant to its Rules.

**Recommendation** HOLD FOR ONE WEEK PURSUANT TO THE RULES OF COUNCIL

**Sponsors:** Mayor

## MR. LANDSMAN

28. [202100290](#) **MOTION**, submitted by Councilmember Landsman, Many of our frontline workers receive some of the lowest wages. They have shown up to work every day during this pandemic, and **WE MOVE** that the Administration pursue a lump-sum payment of no less than \$1,000 in "Hazard Pay" for these lower-wage, critical frontline workers who deliver core services that citizens depend on from their city government. Specifically, frontline workers represented by AFSCME, or the American Federation of State, County and Municipal Employees - such as our nurses and sanitation workers - should receive this lump-sum payment. AFSCME has some 1,800 City employees who are unable to work from home, deliver core services that our residents depend on, and are paid, on average, less than most other City Staff.

**Recommendation** BUDGET AND FINANCE COMMITTEE

**Sponsors:** Landsman

29. [202100291](#) **MOTION**, submitted by Councilmember Landsman, **WE MOVE** that if there is a conflict between the ordinance containing the Balanced Development Scorecard policy passed in connection herewith and the existing commercial CRA policy in Ordinance No. 275-2017, it's the policy of Council that the Balanced Development scorecard policy applies.

**Recommendation** BUDGET AND FINANCE COMMITTEE

**Sponsors:** Landsman

30. [202100292](#) **MOTION**, submitted by Councilmember Landsman, Cincinnati families are facing unprecedented financial challenges, and the fear of eviction continues to loom for tens of thousands of our children and families. We recognize that our nonprofit partners have, and will continue to receive, significant rental

assistance support. But the process of getting these resources to families quickly, and before they end up in eviction court, has been a challenge. As such, **WE MOVE** that the administration pursue a request for information (RFI) to determine who can build a shared data system to enhance eviction prevention programmatic performance and coordination. Such a system would allow providers to more effectively allocate relief and prevention services, keeping more and more of our children and families in stable housing. We ask that the RFI inquire into: 1. Which companies or providers could create such a data system, 2. How much it would cost the city to support the creation of one, 3. How quickly we could build the platform, and 4. How best to get our eviction prevention support providers onto such a system.

**Recommendation** LAW AND PUBLIC SAFETY COMMITTEE

**Sponsors:** Landsman

31. [202100293](#) **MOTION**, submitted by Councilmember Landsman, **WE MOVE** that the Administration draft legislation, if necessary, to allow the Department of Community and Economic Development (DCED) to create a formal internal policy to best leverage the City's debt forgiveness capacity, in order to 1. Better preserve existing affordable housing, and 2. Help finance new affordable housing options in the City.

**Recommendation** BUDGET AND FINANCE COMMITTEE

**Sponsors:** Landsman

32. [202100294](#) **MOTION**, submitted by Councilmember Landsman, **WE MOVE** that the Administration draft legislation establishing a Minority Real Estate Development Capacity Building Program to support the mentorship of minority real estate development professionals. This program should lift up and provide additional opportunities for minority developers, especially Black real estate professionals who have the potential to be leaders of new minority-led commercial development firms. This is part of the City's larger "Balanced Development" efforts to ensure real inclusion of development efforts in Cincinnati. The proposed program, requiring ~\$150,000 in funding, would extend opportunities for minority developers to actively participate in and shape an inclusive growth strategy for the City - one that integrates the new Balanced Development Scorecard proposed by my office. The program would draw from similar successful efforts in Detroit, where in they created an "Equitable Development Initiative." Our efforts should build on best practice efforts such as this one, as well as others around the Country (spelled out in the Administration's 2020 Balanced Development Report to Council).

**Recommendation** ECONOMIC GROWTH & ZONING COMMITTEE

**Sponsors:** Landsman

33. [202100295](#) **MOTION**, submitted by Councilmember Landsman, Last year, the City of Cincinnati created a financial forgiveness program for Greater Cincinnati Waterworks' low-income customers. This project - enabled by our City's "Home Rule" - gave direct relief to struggling families amidst the Coronavirus pandemic. The Metropolitan Sewer District of Greater Cincinnati (MSD), however, has split possession; Hamilton County owns MSD, the City of Cincinnati runs it. Due to this arrangement, the City is barred from exploring any meaningful relief programs for low-income rate-payers, and the County has to spend millions on outside consultants and lawyers to perform its role in

the MSD relationship. **WE MOVE** that the Administration conduct a report on the potential savings for low-income ratepayers if MSD were able to leverage the City's Home Rule advantage, as well as the savings associated with the aforementioned millions in outside consultants and lawyers with an updated relationship between the City and County. By conducting such a report, we could better determine the positive impacts of an updated partnership between the City and County.

**Recommendation** BUDGET AND FINANCE COMMITTEE

**Sponsors:** Landsman

34. [202100296](#) **MOTION**, submitted by Councilmember Landsman, Similar to actions taken in Memphis and Minneapolis, according to the City's 2020 Balanced Development Report, **WE MOVE** that the City pursue zoning changes to allow for per-property waivers on parking minimums and density requirements for affordable housing projects.

**Recommendation** ECONOMIC GROWTH AND ZONING COMMITTEE

**Sponsors:** Landsman

35. [202100297](#) **MOTION**, submitted by Councilmember Landsman, **WE MOVE** to request that the Administration provide an update on Ordinance 402-2019, which guarantees that eviction filing data from the Hamilton County Clerk of Courts be made available to service providers partnering with the City of Cincinnati in eviction relief services and eviction prevention initiatives. To date, we have not been able to obtain this data in a regular and reliable manner. The City may need to provide support to the Clerk of Courts to secure this data, and we encourage the Administration to pursue that support. Getting this data in the hands of our partners will allow them to help our residents struggling to pay rent with rental assistance, the ability to stay in their homes, avoid an eviction, or even avoid having to attend eviction court.

**Recommendation** LAW AND PUBLIC SAFETY COMMITTEE

**Sponsors:** Landsman

## MS. SUNDERMANN

## MS. KEATING

36. [202100278](#) **MOTION**, submitted by Councilmember Sundermann and Keating, **WE MOVE** that the Administration prioritize in the FY22 budget funding for 40 recruits for Fire Recruit Class #118 to ensure that start date is no later than July 1, 2021, and for 40 recruits for Fire Recruit Class #119 to target a start date of April 1, 2022. **WE FURTHER MOVE** that the Administration continue to pursue SAFER grant funding opportunities when available to assist in offsetting the cost of these recruit classes. (STATEMENT ATTACHED)

**Recommendation** BUDGET AND FINANCE COMMITTEE

**Sponsors:** Sundermann and Keating

## MR. YOUNG

37. [202100268](#) **MOTION**, submitted by Councilmember Young, **WE MOVE** that the undersigned move that the City Solicitor issue a legal opinion addressing the

following question: "Under the City Charter, does the Mayor have legal authority to negotiate or direct any development contracts with Developers who want to do business with the City." (STATEMENT ATTACHED)

**Recommendation** LAW AND PUBLIC SAFETY COMMITTEE

**Sponsors:** Young

## CITY MANAGER

38. [202001977](#) **REPORT**, dated 1/21/2021 submitted by Paula Boggs, Muething, City Manager, on a communication from the State of Ohio, Division of Liquor Control, advising of a permit application for VISION HOSPITALITY GROUP INC, DBA KINLEY CINCINNATI DOWNTOWN, 37 W. 7th Street, Cincinnati, Ohio 45202. (#9287455, D5A, NEW) [Objections: NONE]

**Recommendation** FILE

**Sponsors:** City Manager

39. [202100103](#) **REPORT**, dated 1/27/2021, submitted by Paula Boggs Muething, City Manager, regarding Special Event Permit Application for 2021 ST. PATRICK'S PARADE.

**Recommendation** FILE

**Sponsors:** City Manager

40. [202100258](#) **REPORT**, dated 1/27/2021, submitted by Paula Boggs Muething, City Manager, regarding Parking Meters Along Hamilton Avenue and Hoffner Street. (SEE REFERENCE DOC #202001629)

**Recommendation** NEIGHBORHOODS COMMITTEE

**Sponsors:** City Manager

41. [202100270](#) **ORDINANCE** submitted by Paula Boggs Muething, City Manager, on 1/27/2021, **AUTHORIZING** the City Manager to apply for, accept, and appropriate grants in an amount up to \$10,000 from the Dick's Sporting Goods Foundation Sports Matter Community Grants Program for the purpose of funding youth programs at the Price Hill Community Center and the Millvale Community Center.

**Recommendation** BUDGET AND FINANCE COMMITTEE

**Sponsors:** City Manager

42. [202100272](#) **ORDINANCE** submitted by Paula Boggs Muething, City Manager, on 1/27/2021, **ESTABLISHING** new capital improvement program project account no. 980x232x212347, "Kirby & Bruce Safety Improvement Grants," for the purpose of providing grant resources for the realignment of the existing intersection at Kirby Avenue and Bruce Avenue to reduce crashes and improve safety; **AUTHORIZING** the City Manager to accept and appropriate safety improvement grant resources (CFDA #20.205) in an amount up to \$126,000 from the Ohio Department of Transportation to the newly established capital improvement program project account no. 980x232x212347, "Kirby & Bruce Safety Improvement Grants," for the purpose of providing resources for roadway safety improvements

(PID 111252) at the existing intersection of Kirby Avenue and Bruce Avenue to reduce crashes and improve safety; and further **AUTHORIZING** the City Manager to enter into any agreements necessary for the receipt and administration of these grant resources.

**Recommendation**

BUDGET AND FINANCE COMMITTEE

**Sponsors:**

City Manager

43. [202100274](#) **ORDINANCE (EMERGENCY)** submitted by Paula Boggs Muething, City Manager, on 1/27/2021, **AUTHORIZING** the transfer of the sum of \$2,297,961 within the General Fund from and to various operating budget accounts for the purpose of providing funds to reconcile Early Retirement Incentive Program (ERIP) savings and to provide for the ongoing needs of City departments in accordance with the attached Schedule of Transfer.

**Recommendation** BUDGET AND FINANCE COMMITTEE

**Sponsors:**

City Manager

## CLERK OF COUNCIL

44. [202100277](#) **REGISTRATION**, submitted by the Clerk of Council from Legislative Agent Katherine Ott Zehnder, Civil Engineer, 28 Liberty Ship WAY, Suite 2815, Sausalito, CA 94965.

**Recommendation** FILE

**Sponsors:**

Clerk of Council

45. [202100288](#) **REGISTRATION**, submitted by the Clerk of Council from Legislative Agent Ted Heckmann, Senior Director, Regulatory & Government Affairs, 221 East Fourth Street, Suite 103-1080, Cincinnati, Ohio 45202

**Recommendation** FILE

**Sponsors:**

Clerk of Council

## BUDGET AND FINANCE COMMITTEE

46. [202100169](#) **REPORT**, dated 1/21/2021, submitted by Paula Boggs Muething, City Manager, regarding Finance and Budget Monitoring Report for the Period Ending November 30, 2020.

**Recommendation** APPROVE & FILE

**Sponsors:**

City Manager

47. [202100180](#) **ORDINANCE (EMERGENCY)** submitted by Paula Boggs Muething, City Manager, on 1/21/2021, **AUTHORIZING** the City Manager to accept a donation totaling \$600,000 from the Cincinnati Park Board Commissioner's Fund for the purpose of purchasing horticultural supplies, executing maintenance contracts, providing salary reimbursements, reimbursing the City for Inwood Park playground equipment, providing for Krohn Conservatory's gift shop inventory, and providing resources for other vital costs associated with running the City's parks; and **AUTHORIZING** the Finance Director to deposit the funds into Parks Private Endowment and Donations Fund 430.

**Recommendation** PASS EMERGENCY

**Sponsors:** City Manager

48. [202100271](#) **ORDINANCE (EMERGENCY)** submitted by Paula Boggs Muething, City Manager, on 1/25/2021, **AUTHORIZING** the City Manager to accept the sum of up to \$9,072,046 from the United States Department of Treasury as provided by the Coronavirus Response and Relief Supplemental Appropriations Act for the purpose of providing resources for an Emergency Rental Assistance program to assist households that are unable to pay rent and utilities due to the COVID-19 pandemic; and further AUTHORIZING the Finance Director to deposit the funds in Fund 473, "COVID-19" revenue account no. 473x8543.

**Recommendation** PASS EMERGENCY

**Sponsors:** City Manager

## ANNOUNCEMENTS

### NEW BUSINESS

Adjournment



**Date:** January 27, 2021

**To:** Mayor John Cranley

**From:** Andrew W. Garth, City Solicitor *AWG*

**Subject:** **Emergency Ordinance – Amending Ord. No. 384-2020 Approving Mayor’s Appointments to Economic Development Reform Panel**

---

Transmitted herewith is an emergency ordinance captioned as follows:

**AMENDING** Ordinance 384-2020 to approve the Mayor’s proposed appointments to the Economic Development Reform Panel, extending the panel’s reporting date to August 1, 2021, and making minor clarifications to the ordinance.

AWG/CMZ/(lnk)  
Attachment  
330758

EMERGENCY

City of Cincinnati

CMZ

AWB

An Ordinance No. \_\_\_\_\_

- 2021

**AMENDING** Ordinance 384-2020 to approve the Mayor's proposed appointments to the Economic Development Reform Panel, extending the panel's reporting date to August 1, 2021, and making minor clarifications to the ordinance.

WHEREAS, on December 16, 2020, Council approved Ordinance 384-2020 authorizing the creation of an Economic Development Reform Panel ("Panel"), setting criteria for appointees, and appropriating funds for the Administration to use in supporting the Panel's work; and

WHEREAS, the Mayor has exercised his appointing authority to propose nine distinguished appointees to the Panel with broad experience demonstrating commitment to civic duty and relevant experience, including specific background in Ohio ethics laws; and

WHEREAS, an amendment to Ordinance 384-2020 is required so that the Mayor's appointees set forth in this ordinance can be approved by Council expeditiously and including an appointee with background in real estate development; and

WHEREAS, Council and the Administration desire to extend the reporting date for Panel recommendations in order to allow sufficient time for thorough deliberation and research; now, therefore,

BE IT ORDAINED by the Council of the City of Cincinnati, State of Ohio:

Section 1. That Ordinance 384-2020, approved by Council on November 14, 2019, is hereby amended as follows:

Section 5. That the Panel shall convene no later than 30 days after the effective date of this ordinance and the approval of all initial appointments, and shall provide a final report to the citizens of Cincinnati, the Mayor, and Council by May 1, 2021 ~~August 1, 2021~~.

Section 6. That the Panel's work will occur in public meetings in compliance with Ohio's open meeting requirements, which meetings may be held through remote participation and held open to the public in a manner consistent with City Administration protocols and applicable Ohio requirements.

Section 2. That notwithstanding any selection criteria to the contrary in Ordinance 384-2020, the following persons are hereby approved to serve on the Economic Development Reform Panel in the following roles:

1. Ann Marie Tracey (chair): Retired - Hamilton County Common Pleas judge; professor emeritus, Xavier University; former Assistant U.S. Attorney for the Southern District of Ohio
2. Tim Burke (member): President, Manley Burke LPA; former Chairman, Hamilton County Democratic Party
3. Bobbi Dillon (member): Senior Manager, State Government Relations, Procter & Gamble Company
4. Guy Guckenberger (member): Judge, Hamilton County Municipal Court; former Cincinnati Council Member and Hamilton County Commissioner
5. Alicia Bond Lewis (member): Partner, Dinsmore & Shohl LLP
6. Dan Schimberg (member): President, Uptown Rental Properties LLC
7. KZ Smith (member): Senior Pastor, Corinthian Baptist Church
8. Bernadette Watson (member): Retired - City of Cincinnati Public Information Officer, Cincinnati Health Department; former Chief of Staff, Mayor Charlie Luken
9. Verna Williams (member): Dean and Nippert Professor of Law, University of Cincinnati College of Law

Section 3. That all terms of Ordinance No. 384-2020 not amended by this ordinance remain in full force and effect.

Section 4. That this ordinance shall be an emergency measure necessary for the preservation of the public peace, health, safety, and general welfare and shall, subject to the terms of Article II, Section 6 of the Charter, be effective immediately. The reason for the

emergency is the immediate need for Panel members to take action to restore citizens' confidence in the integrity of Council so that the Panel can complete its work at the earliest opportunity.

Passed: \_\_\_\_\_, 2021

\_\_\_\_\_  
John Cranley, Mayor

Attest: \_\_\_\_\_  
Clerk

\_\_\_\_\_  
Deletions are struck through. Additions are underlined.



202100323


Office of Mayor John Cranley

801 Plum Street, Suite 150  
Cincinnati, Ohio 45202  
Phone (513) 352-3250  
Fax (513) 352-5201  
Email: John.Cranley@cincinnati-oh.gov

January 2021

## **REAPPOINTMENT**

I hereby reappoint Altaf Khurram to the Southwest Ohio Region Workforce Investment Board (SWORWIB) for a term of two years. This reappointment is submitted to City Council for its advice and consent pursuant to its Rules.

  
\_\_\_\_\_  
Mayor John Cranley

for only





202100329

Office of Mayor John Cranley

801 Plum Street, Suite 150  
Cincinnati, Ohio 45202  
Phone (513) 352-3250  
Fax (513) 352-5201  
Email: John.Cranley@cincinnati-oh.gov

January 2021

## **REAPPOINTMENT**

I hereby reappoint Michael Beck to the Southwest Ohio Region Workforce Investment Board (SWORWIB) for a term of two years. This reappointment is submitted to City Council for its advice and consent pursuant to its Rules.

  
\_\_\_\_\_  
Mayor John Cranley

Dr. Carl



202100335

Office of Mayor John Cranley

801 Plum Street, Suite 150  
Cincinnati, Ohio 45202  
Phone (513) 352-3250  
Fax (513) 352-5201  
Email: John.Cranley@cincinnati-oh.gov

January 2021

## **REAPPOINTMENT**

I hereby reappoint Paula Brehm-Heeger to the Southwest Ohio Region Workforce Investment Board (SWORWIB) for a term of two years. This reappointment is submitted to City Council for its advice and consent pursuant to its Rules.



\_\_\_\_\_  
Mayor John Cranley

for Carlin



202100342

Office of Mayor John Cranley

801 Plum Street, Suite 150  
Cincinnati, Ohio 45202  
Phone (513) 352-3250  
Fax (513) 352-5201  
Email: John.Cranley@cincinnati-oh.gov

January 2021

## **REAPPOINTMENT**

I hereby reappoint Renee Dean to the Southwest Ohio Region Workforce Investment Board (SWORWIB) for a term of two years. This reappointment is submitted to City Council for its advice and consent pursuant to its Rules.

  
\_\_\_\_\_  
Mayor John Cranley

Dr. Carl





202100348


Office of Mayor John Cranley

801 Plum Street, Suite 150  
Cincinnati, Ohio 45202  
Phone (513) 352-3250  
Fax (513) 352-5201  
Email: [John.Cranley@cincinnati-oh.gov](mailto:John.Cranley@cincinnati-oh.gov)

January 2021

## **REAPPOINTMENT**

I hereby reappoint DeJuan Gossett to the Southwest Ohio Region Workforce Investment Board (SWORWIB) for a term of two years. This reappointment is submitted to City Council for its advice and consent pursuant to its Rules.

  
\_\_\_\_\_  
Mayor John Cranley

for Carl



202100354


Office of Mayor John Cranley

801 Plum Street, Suite 150  
Cincinnati, Ohio 45202  
Phone (513) 352-3250  
Fax (513) 352-5201  
Email: John.Cranley@cincinnati-oh.gov

January 2021

## **REAPPOINTMENT**

I hereby reappoint Laurence Jones to the Southwest Ohio Region Workforce Investment Board (SWORWIB) for a term of two years. This reappointment is submitted to City Council for its advice and consent pursuant to its Rules.

  
\_\_\_\_\_  
Mayor John Cranley

Dr. Carl



202100360

Office of Mayor John Cranley

801 Plum Street, Suite 150  
Cincinnati, Ohio 45202  
Phone (513) 352-3250  
Fax (513) 352-5201  
Email: John.Cranley@cincinnati-oh.gov

January 2021

## REAPPOINTMENT

I hereby reappoint Matt Jones to the Southwest Ohio Region Workforce Investment Board (SWORWIB) for a term of two years. This reappointment is submitted to City Council for its advice and consent pursuant to its Rules.



---

Mayor John Cranley

for Carol





202100366


Office of Mayor John Cranley

801 Plum Street, Suite 150  
Cincinnati, Ohio 45202  
Phone (513) 352-3250  
Fax (513) 352-5201  
Email: John.Cranley@cincinnati-oh.gov

January 2021

## **REAPPOINTMENT**

I hereby reappoint Diana Mairose to the Southwest Ohio Region Workforce Investment Board (SWORWIB) for a term of two years. This reappointment is submitted to City Council for its advice and consent pursuant to its Rules.

  
\_\_\_\_\_  
Mayor John Cranley



202100373

Office of Mayor John Cranley

801 Plum Street, Suite 150  
Cincinnati, Ohio 45202  
Phone (513) 352-3250  
Fax (513) 352-5201  
Email: John.Cranley@cincinnati-oh.gov

January 2021

## REAPPOINTMENT

I hereby reappoint Timothy McCartney to the Southwest Ohio Region Workforce Investment Board (SWORWIB) for a term of two years. This reappointment is submitted to City Council for its advice and consent pursuant to its Rules.

Mayor John Cranley

Mr. Carl



202100320

Office of Mayor John Cranley

801 Plum Street, Suite 150  
Cincinnati, Ohio 45202  
Phone (513) 352-3250  
Fax (513) 352-5201  
Email: John.Cranley@cincinnati-oh.gov

January 2021

## **REAPPOINTMENT**

I hereby reappoint Peter McLinden to the Southwest Ohio Region Workforce Investment Board (SWORWIB) for a term of two years. This reappointment is submitted to City Council for its advice and consent pursuant to its Rules.

Mayor John Cranley



202100387

Office of Mayor John Cranley

801 Plum Street, Suite 150  
Cincinnati, Ohio 45202  
Phone (513) 352-3250  
Fax (513) 352-5201  
Email: John.Cranley@cincinnati-oh.gov

January 2021

## **REAPPOINTMENT**

I hereby reappoint Matthew Owens to the Southwest Ohio Region Workforce Investment Board (SWORWIB) for a term of two years. This reappointment is submitted to City Council for its advice and consent pursuant to its Rules.

  
\_\_\_\_\_  
Mayor John Cranley



202100394

Office of Mayor John Cranley

801 Plum Street, Suite 150  
Cincinnati, Ohio 45202  
Phone (513) 352-3250  
Fax (513) 352-5201  
Email: John.Cranley@cincinnati-oh.gov

January 2021

## **REAPPOINTMENT**

I hereby reappoint Bridget Patton to the Southwest Ohio Region Workforce Investment Board (SWORWIB) for a term of two years. This reappointment is submitted to City Council for its advice and consent pursuant to its Rules.



---

Mayor John Cranley

for Carlin





202100400

Office of Mayor John Cranley

801 Plum Street, Suite 150  
Cincinnati, Ohio 45202  
Phone (513) 352-3250  
Fax (513) 352-5201  
Email: John.Cranley@cincinnati-oh.gov

January 2021

## **REAPPOINTMENT**

I hereby reappoint Michael Prus to the Southwest Ohio Region Workforce Investment Board (SWORWIB) for a term of two years. This reappointment is submitted to City Council for its advice and consent pursuant to its Rules.

  
\_\_\_\_\_  
Mayor John Cranley

Mr. Carl



202100406

Office of Mayor John Cranley

801 Plum Street, Suite 150  
Cincinnati, Ohio 45202  
Phone (513) 352-3250  
Fax (513) 352-5201  
Email: John.Cranley@cincinnati-oh.gov

January 2021

## **REAPPOINTMENT**

I hereby reappoint Eric Rademacher to the Southwest Ohio Region Workforce Investment Board (SWORWIB) for a term of two years. This reappointment is submitted to City Council for its advice and consent pursuant to its Rules.

  
\_\_\_\_\_  
Mayor John Cranley

Mr. Carl



202100412

Office of Mayor John Cranley

801 Plum Street, Suite 150  
Cincinnati, Ohio 45202  
Phone (513) 352-3250  
Fax (513) 352-5201  
Email: John.Cranley@cincinnati-oh.gov

January 2021

## REAPPOINTMENT

I hereby reappoint Diana Small to the Southwest Ohio Region Workforce Investment Board (SWORWIB) for a term of two years. This reappointment is submitted to City Council for its advice and consent pursuant to its Rules.

  
\_\_\_\_\_  
Mayor John Cranley

Mr. Carter



202100418

Office of Mayor John Cranley

801 Plum Street, Suite 150  
Cincinnati, Ohio 45202  
Phone (513) 352-3250  
Fax (513) 352-5201  
Email: John.Cranley@cincinnati-oh.gov

January 2021

## **REAPPOINTMENT**

I hereby reappoint Stephanie Summerow-Dumas to the Southwest Ohio Region Workforce Investment Board (SWORWIB) for a term of two years. This reappointment is submitted to City Council for its advice and consent pursuant to its Rules.

  
\_\_\_\_\_  
Mayor John Cranley



202100424


Office of Mayor John Cranley

801 Plum Street, Suite 150  
Cincinnati, Ohio 45202  
Phone (513) 352-3250  
Fax (513) 352-5201  
Email: John.Cranley@cincinnati-oh.gov

January 2021

## **REAPPOINTMENT**

I hereby reappoint Roberta Thomas to the Southwest Ohio Region Workforce Investment Board (SWORWIB) for a term of two years. This reappointment is submitted to City Council for its advice and consent pursuant to its Rules.

  
\_\_\_\_\_  
Mayor John Cranley



Ch. 10



202100430

Office of Mayor John Cranley

801 Plum Street, Suite 150  
Cincinnati, Ohio 45202  
Phone (513) 352-3250  
Fax (513) 352-5201  
Email: John.Cranley@cincinnati-oh.gov

January 2021

## **REAPPOINTMENT**

I hereby reappoint Amy Waldbilling to the Southwest Ohio Region Workforce Investment Board (SWORWIB) for a term of two years. This reappointment is submitted to City Council for its advice and consent pursuant to its Rules.



Mayor John Cranley

Mr. Carlson



202100436

Office of Mayor John Cranley

801 Plum Street, Suite 150  
Cincinnati, Ohio 45202  
Phone (513) 352-3250  
Fax (513) 352-5201  
Email: John.Cranley@cincinnati-oh.gov

January 2021

## **REAPPOINTMENT**

I hereby reappoint Dani Watkins to the Southwest Ohio Region Workforce Investment Board (SWORWIB) for a term of two years. This reappointment is submitted to City Council for its advice and consent pursuant to its Rules.

  
\_\_\_\_\_  
Mayor John Cranley

for Carlin



202100440

Office of Mayor John Cranley

801 Plum Street, Suite 150  
Cincinnati, Ohio 45202  
Phone (513) 352-3250  
Fax (513) 352-5201  
Email: John.Cranley@cincinnati-oh.gov

January 2021

## APPOINTMENT

I hereby appoint Margaret (Peg) Albert to the Southwest Ohio Region Workforce Investment Board (SWORWIB) for a term of two years. This appointment is submitted to City Council for its advice and consent pursuant to its Rules.

  
\_\_\_\_\_  
Mayor John Cranley

Dr. G. G. G.

## Margaret L. Albert

### Address:

### Phone:

### Email:

### Objective:

To serve as a member of Southwest Ohio Region Workforce Investment Board

### Summary:

I am a retired senior citizen. My work life and my retirement life have always been of service to others. I work hard and always try to do my best.

### Education:

Bachelor of Science in Nursing, Marycrest College, Davenport, IA  
Licensed Massage Therapist, SHI Integrative Medical Massage School, Lebanon, OH

### Military Service:

Active Duty - 2 years as an Officer Candidate Hospitalman and 3 years as a Navy Nurse at Naval Hospital Bethesda

Navy Reserve - 15 years as a Navy Nurse in various Reserve Units, retiring in 1990

### Experience:

Nursing - Visiting Nurse Association of Chicago

Union Medical Center, Chicago

Providence Hospital, Cincinnati

University Hospital, Cincinnati

Massage Therapy - Spaaaah for Medical Wellness and Everybody's Health, Cincinnati

### Activities:

St. Ann Church, Cincinnati - religious services and educational programs, committees, and tutoring Hispanic children

Herb Society of Greater Cincinnati - member

Queen City Blue Star Mothers OH64 - auxiliary member

Greater Cincinnati Women's American Legion Post 644 - Post Commander

The American Legion is the country's largest veterans service organization. The Legion was chartered by Congress in 1919 after its formation in Paris by one thousand members of the American Expeditionary Forces. Legion programs fall under its 4 essential supports – Veterans Affairs and Rehabilitation, National Security, Americanism, and Children and Youth. Post 644

carries out the programs, especially as they relate to women veterans.



**Margaret L. Albert**

October 6, 2020

Sherry Kelley Marshall, President & CEO  
Southwest Ohio Region Workforce Investment Board  
Great Oaks - Instructional Resource Center, Room 134  
100 Scarlet Oaks Drive  
Cincinnati, OH 45241  
513-612-3643  
smarshall@SWORWIB.org

Dear Ms. Marshall,

As a veteran I am very interested in supporting agencies that support veterans, especially women veterans.

I have many years of experience in service work. Since retiring my service work continues. Through The American Legion I am serving veterans, especially women veterans. I feel I can be an asset to your board.

Thank you reading my cover letter and resume. I look forward to hearing from you. You can reach me at 513-385-0027 or johnalbert@fuse.net.

Sincerely,

Margaret L. Albert



202160442

Office of Mayor John Cranley

801 Plum Street, Suite 150  
Cincinnati, Ohio 45202  
Phone (513) 352-3250  
Fax (513) 352-5201  
Email: John.Cranley@cincinnati-oh.gov

January 2021

## APPOINTMENT

I hereby appoint Markeia Carter to the Southwest Ohio Region Workforce Investment Board (SWORWIB) for a term of two years. This appointment is submitted to City Council for its advice and consent pursuant to its Rules.

Mayor John Cranley

for Carling



Markiea Carter will lead the city of Cincinnati's Department of Community and Economic Development on an interim basis. City Manager Patrick Duhaney announced Tuesday.  
CITY OF CINCINNATI



By Chris Wetterich - Staff reporter and columnist, Cincinnati Business Courier  
Jan 8, 2020, 2:36pm EST

[Markiea Carter](#) will lead the city of Cincinnati's Department of Community and Economic Development on an interim basis, City Manager [Patrick Duhaney](#) announced Tuesday.

Carter currently leads the city's economic inclusion department. She replaces [Phil Denning](#), who left the city to become executive vice president of the Port of Greater Cincinnati Development Authority. She will be the department's fifth director since Mayor [John Cranley](#) took office in December 2013 and follows [Jeff McElravy](#), [Oscar Bedolla](#), [Greg Huth](#) and [Phil Denning](#).

The inclusion office is responsible for administering, enforcing, and monitoring the city's equal employment opportunity program; living wage program; minority, women and small business enterprise programs and local, state and federal prevailing wage laws.

Carter started with the city 10 years ago in the community and economic development department. Before leading the inclusion department, Carter was an assistant to the city manager.

[Jennifer Mackenzie](#), the inclusion department's current deputy director, will become interim director. The appointments are effective Jan. 24.

"Each has had a decorated career with the city of Cincinnati, and I have full confidence they will provide tremendous leadership over their respective departments during this transitional period," Duhaney said in a memo to the mayor and City Council.



202100446

Office of Mayor John Cranley

801 Plum Street, Suite 150  
Cincinnati, Ohio 45202  
Phone (513) 352-3250  
Fax (513) 352-5201  
Email: John.Cranley@cincinnati-oh.gov

January 2021

## APPOINTMENT

I hereby appoint David Cook to the Southwest Ohio Region Workforce Investment Board (SWORWIB) for a term of two years. This appointment is submitted to City Council for its advice and consent pursuant to its Rules.



Mayor John Cranley

Mr. Carling


[Message](#)[More...](#)

David Cook · 3rd

Sr. Vice President/Chief People Officer at TriHealth

Cincinnati, Ohio, United States · 500+ connections · [Contact info](#)

 TriHealth

 University of Miami Herbert  
Business School

## About

Senior human resources executive with the bulk of my career involved in the creation and deployment of strategic human resources initiatives. Possess domestic, multi-national, and cross-industry experience in operationally focused assignments including TriHealth, BJC Healthcare, Citibank, AT&T Broadband, US West, and Ryder.

Delivered innovative HR solutions that translated into successful attainment of organizational goals. Continually garnered support and buy-in for the strategic alignment of the human resources function by delivering high level results to help achieve the operational and financial goals of the enterprise. Consistently acknowledged as a highly effective, results-oriented leader, mentor and value-added executive whose contributions extended far beyond the normal expectations of typical human resources management responsibilities.

Specialties: Organizational Development, Succession Planning, Organizational Strategy, Leadership Development, Recruitment and Selection, Fiscal Management, Risk Mitigation, Performance Management, Executive Coaching, and Project Management



## Experience



### **Sr. Vice President/Chief People Officer**

TriHealth

May 2016 – Present · 4 yrs 8 mos

Cincinnati, Ohio

Reporting to the System CEO as the senior HR executive, responsible for leading the development and implementation of corporate strategy for the Human Resources, Corporate Security and Mission & Culture functions. Responsible for leading a team of over 200 people supporting over 12,500 employees and 800 physicians. Work directly with Board Chair to manage the Executive Compensation Committee agenda including annual review of CEO succession planning, executive compensation, and executive benefits.



### **BJC HealthCare**

8 yrs 4 mos

#### **Vice President, Human Resources & Patient Experience**

Jun 2013 – Apr 2016 · 2 yrs 11 mos

St. Louis

Serve as an active member of the Barnes-Jewish executive leadership team and the Human Resources Executive Council (HREC) for BJC Healthcare in providing strategy, planning, and implementation of human resources and patient experience programs to meet the strategic business goals and growing demands of a changing workforce. Managed a budget of \$1 ...see more

#### **Vice President Human Resources**

Jan 2008 – Jun 2013 · 5 yrs 6 mos

St. Louis

Serve as an active member of the SLCH executive leadership team and the Human Resources Executive Council (HREC) for BJC Healthcare in providing strategy, planning, and implementation of human resources programs to meet the strategic business goals and growing demands of a changing workforce. Managed a budget of \$11 million and supervised a team of 22 HR professionals and 120 day care administrators and staff. Reported directly to the hospital President and system Chief HR Officer.

see less





#### Regional Director Human Resources

KB Home

2004 – 2007 · 3 yrs

This position included direct interface with the Regional General Managers, Territory Presidents, Executive Vice Presidents, Senior Vice Presidents, and Division Presidents to establish and deliver on strategic business objectives.



#### Director, Human Resources Operations

AT&T

1998 – 2004 · 6 yrs

As a senior human resources leader, matrix reported into Executive Vice Presidents, Senior Vice Presidents, and Vice Presidents of operations and staff organizations, was responsible for leading teams of HR professionals delivering integrated human resources strategic and operational solutions to diverse organizations across the United States, and engaged with leaders as ...see more



#### Director, Human Resources Operations

U S WEST

1998 – 2004 · 6 yrs



#### Asst Vice President Human Resources

Citibank

1997 – 1998 · 1 yr



#### HR Generalist

Ryder Systems Inc

1994 – 1997 · 3 yrs

[Show fewer experiences](#) ^

## Education



#### University of Miami Herbert Business School

MBA, Human Resources Management

1996



#### University of Central Florida

M.S., Industrial/Organizational Psychology

1991



#### University of Miami

BA, Psychology

1984 – 1988

## Skills & endorsements

### Succession Planning · 38



Endorsed by Bruce E. Carter and 3 others who are highly skilled at this



Endorsed by 6 of David's colleagues at BJC HealthCare

### Performance Management · 34



Endorsed by Trish McFarlane and 1 other who is highly skilled at this



Endorsed by 4 of David's colleagues at BJC HealthCare

### Organizational Development · 30



Endorsed by Trish McFarlane and 2 others who are highly skilled at this



Endorsed by 2 of David's colleagues at BJC HealthCare

## Interpersonal Skills

### Leadership Development · 28

### Executive Coaching · 16

Show less ^

## Recommendations

Received (0)

**Given (3)**



### Jay Kuhns

Vice President, Business Development at IRI Consultants | Long time hospital HR Exec | Consultant | Speaker | @jrkuhns

November 22, 2011, David worked with Jay but at different companies

Jay is a true executive when it comes to business planning and execution. He leverages his business savvy, energetic demeanor, and creative spirit to build high performing teams and develop long term strategies for All Children's. I have interacted with Jay through multiple business meetings and find him to be... See more



### Glenn L. Dalton

Managing Partner at RKD Group

June 18, 2011, David was a client of Glenn L's

Glenn is an excellent thought leader and partner in creating and delivering long term solutions for the business. He takes a big picture perspective and utilizes his vast breadth of technical and business knowledge to help you achieve a great outcome. I would recommend him for a variety of business consulting ser... See more



### Bruce E. Carter

Vice President Human Resources and Chief Diversity and Inclusion Officer

October 18, 2009, David reported directly to Bruce E.

Bruce is a results oriented executive with a passion for driving excellent in performance. He creates an environment built on solid business partnerships and allows his team members the opportunity to succeed through meaningful interactions and contributions. Bruce continually strives for strategic an... See more

[Show less](#) ^

## Interests



### HR Executive Network

28,170 members



### BJC HealthCare

34,505 followers



### University of Central Florida

330,253 followers



### Sherpa Coaches

1,257 members



### Cedars Sinai Health System

354 followers



### TriHealth

20,944 followers

[See all](#)



202100450

Office of Mayor John Cranley

801 Plum Street, Suite 150  
Cincinnati, Ohio 45202  
Phone (513) 352-3250  
Fax (513) 352-5201  
Email: [John.Cranley@cincinnati-oh.gov](mailto:John.Cranley@cincinnati-oh.gov)

January 2021

## APPOINTMENT

I hereby appoint Jesse Grissom to the Southwest Ohio Region Workforce Investment Board (SWORWIB) for a term of two years. This appointment is submitted to City Council for its advice and consent pursuant to its Rules.

Mayor John Cranley



Jesse Grissom · 3rd

President of Operations at Kao USA

Loveland, Ohio · 500+ connections · [Contact info](#)

[Message](#)

[More...](#)



Kao Corporation USA



University of North Carolina  
at Chapel Hill

## About

Senior Business Professional with a rich diversity of experiences across 5 multi-national companies.

- Collaborative Cross Functional Business Partner across a variety of cultures throughout Europe, Australia and Asia.
- A Change Agent – strong capabilities in influencing change within the organization ... see more

## Activity

1,459 followers



Sounds exciting! Congratulations to to  
Lisa and Darryl for creating the vision an...

Jesse commented



Congratulations. You continue to rise  
and amaze!

Jesse commented



Thank you Alan for your awesome  
partnership. We understand the...

Jesse commented



Congrats - that is quite an  
accomplishment!

Jesse commented

[See all activity](#)

## Experience



### President of Operations

Kao Corporation USA

Jan 2020 – Present · 8 mos

Cincinnati Area, KY



### Kao USA Inc.

16 yrs

- **Regional Executive Officer, VP - Finance**  
Feb 2012 – Jan 2020 · 8 yrs  
Cincinnati, Ohio Area
- **VP Finance**  
Dec 2006 – Dec 2012 · 6 yrs 1 mo
- **Corporate Controller**  
Feb 2004 – Dec 2006 · 2 yrs 11 mos  
Cincinnati Area

[Show fewer roles](#) ^



### Sara Lee Foodservice

5 yrs 1 mo

- **Sr. Director - Finance**  
Nov 2001 – Feb 2004 · 2 yrs 4 mos
- **Sr. Director - Planning & Trade Marketing**  
Apr 2000 – Nov 2001 · 1 yr 8 mos  
Cincinnati Area

[Show 1 more role](#) v



**PepsiCo**  
6 yrs 7 mos

**Sr. Group Manager**

Mar 1998 – Feb 1999 · 1 yr  
Plano, Texas

**National Finance Manager**

May 1997 – Mar 1998 · 11 mos  
Plano, Texas

[Show 2 more roles](#) ▾



**Kraft Foods Group**  
5 yrs 4 mos

**Finance Manager**

Jun 1990 – Aug 1992 · 2 yrs 3 mos  
Greater Philadelphia Area

**Regional Accounting Manager**

Mar 1989 – Jun 1990 · 1 yr 4 mos  
Charlotte, North Carolina Area

[Show 1 more role](#) ▾

[Show 1 more experience](#) ▾

## Education



**University of North Carolina at Chapel Hill**

BS, Finance

1974 – 1979

Activities and Societies: Omega Psi Phi Fraternity



**University of Rochester**

MBA, Finance

1982 – 1984



## Skills & Endorsements

### Cross-functional Team Leadership · 52



Endorsed by Nina Cornwell, who is highly skilled at this



Endorsed by 8 of Jesse's colleagues at Kao Corporation

### Forecasting · 50



Endorsed by Derrick Cooper, who is highly skilled at this



Endorsed by 6 of Jesse's colleagues at Kao Corporation

### Financial Analysis · 39



Endorsed by 5 of Jesse's colleagues at Kao Corporation

[Show more](#) ▾

## Recommendations

Received (0)

Given (6)



**Kenny Robinson**  
Global Consumer Products executive who delivers growth and profits when others failed | Beauty products and skin care marketer | Innovation master | Status quo challenger | Builder of cohesive teams  
July 13, 2020 Jesse was senior to Kenny but didn't manage directly

Kenny is a very skilled Marketer. His scope of experience has allowed him to be successful in launching and building brands. Kenny is very thoughtful and is masterful in asking those probing questions that drive others to better solutions. He is very strategic and has been intimately involved in evaluating acquisiti... [See more](#)




**Prem Aghicha**  
Senior Project Manager at The Decor Corporation Pty Ltd  
February 27, 2018 Jesse was senior to Prem but didn't manage directly

Prem has been a member of the Kao Australia team for nearly 10 years. He has been the consummate professional and a valuable resource for the Australian business. Prem has a very calm demeanor and is always looking to contribute in any way possible. He has been able to leverage his vast experience in Finance to ... [See more](#)

[Show more](#) ▾





**Myron Hughes** · 2nd

Managing Director at Blue Rose Supply

Cincinnati, Ohio Area · 500+ connections · [Contact info](#)



BlueRose Supply LLC



University of Cincinnati Carl  
H. Lindner College of Business

## About

Performance-driven Senior Executive offering 20 years comprehensive achievements across Business and Economic Development disciplines. Proven ability to drive business growth through strategic planning and successful execution. Recognized leader with advanced skills in strategic planning, fundraising, negotiation, team development and resource allocation. Executive Leadership Competencies: Real Estate, Business Development; Strategic Planning & Growth; Budgeting/Cost Controls; Fundraising; and Public Relations.

## Activity

2,364 followers

[See all](#)



**Grace and Mercy!**

Myron shared this  
43 Reactions · 4 Comments



**Saving lives!**

Myron shared this  
5 Reactions



**Kudos on being selected!**

Myron commented



**Outstanding! Charleston next?**

Myron commented

## Experience



**Managing Director**

BlueRose Supply LLC

Jul 2016 – Present · 4 yrs 3 mos

Cincinnati, Ohio

Blue Rose Supply is a jan-san company that offers paper products, eco-friendly and food solutions serving the midwest and strategically looking nationally. Markets segments include Churches, Education, Healthcare, Office and Industrial buildings, and Restaurants, plus janitorial service operations.



bluerosesmsq.jpg



### Managing Director

Blue Rose Supply

Jul 2016 – Present · 4 yrs 3 mos

Cincinnati, Ohio

Providing "flexible and on demand service" of janitorial and cleaning supply company as well as MRO and foodservice products and supplies!



### University of Cincinnati

7 yrs 11 mos

#### Sr. Assoc. Vice President of Development for Diversity & Inclusion

Jan 2014 – Dec 2015 · 2 yrs

The focus is to help provide additional funding for the various diversity and inclusion initiatives at the University of Cincinnati and to further engage our diversity population, which means everyone, throughout the world!

#### Executive Director

Feb 2008 – Jan 2014 · 6 yrs



### Vice President of Economic Development

Greater Tampa Chamber of Commerce

Oct 2004 – Jan 2008 · 3 yrs 4 mos



### Managing Director

Steppin' Up Productions

2007 · less than a year



### Economic Development

City of Cincinnati

1998 – 2000 · 2 yrs

Show fewer experiences ^

## Education



University of Cincinnati Carl H. Lindner College of Business

BBA, Marketing

1981 – 1986

Activities and Societies: Sigma Sigma; Men of Metro; Men's Basketball



Leadership Cincinnati

2008 – 2009



Leadership Memphis

2003 – 2004



Goldman Sachs 10K Small Business Program

Entrepreneurial and Small Business Operations

Entrepreneurship and business expansion and acquisition

[Show fewer education](#) ^

## Licenses & Certifications



Certification of Entrepreneurship

Goldman Sachs 10,000 Small Business Cincinnati

Issued Feb 2020 - No Expiration Date

## Skills & Endorsements

Economic Development · 99+



Endorsed by Jeff Finkle, CECD and 3 others who are highly skilled at this



Endorsed by 25 of Myron's colleagues at University of Cincinnati

Fundraising · 77



Endorsed by Casondra Cooper and 7 others who are highly skilled at this



Endorsed by 22 of Myron's colleagues at University of Cincinnati

Strategic Planning · 62



Endorsed by Vincent Brown, who is highly skilled at this



Endorsed by 21 of Myron's colleagues at University of Cincinnati

[Show more](#) v



202100481

Office of Mayor John Cranley

801 Plum Street, Suite 150  
Cincinnati, Ohio 45202  
Phone (513) 352-3250  
Fax (513) 352-5201  
Email: John.Cranley@cincinnati-oh.gov

January 2021

## APPOINTMENT

I hereby appoint Myron Hughes to the Southwest Ohio Region Workforce Investment Board (SWORWIB) for a term of two years. This appointment is submitted to City Council for its advice and consent pursuant to its Rules.

  
\_\_\_\_\_  
Mayor John Cranley

for Carol



202100457

Office of Mayor John Cranley

801 Plum Street, Suite 150  
Cincinnati, Ohio 45202  
Phone (513) 352-3250  
Fax (513) 352-5201  
Email: [John.Cranley@cincinnati-oh.gov](mailto:John.Cranley@cincinnati-oh.gov)

January 2021

## APPOINTMENT

I hereby appoint Deval Motka to the Southwest Ohio Region Workforce Investment Board (SWORWIB) for a term of two years. This appointment is submitted to City Council for its advice and consent pursuant to its Rules.

  
\_\_\_\_\_  
Mayor John Cranley

John Doe





Management  
Roles Responsibility  
Participation Goals Work-Life  
Kind Open Positive Integrity Expertise  
Influence effectiveness Learn  
Strength Abilities work role

Connect Message More...

Deval Motka · 2nd

Vice President, Rocket Data at Quicken Loans

Cincinnati, Ohio Area · 500+ connections · [Contact info](#)

 Quicken Loans

 Cornell University

## Highlights



1 mutual connection

You and Deval both know Gary Prater



Reach out to Deval for...

Probono consulting and volunteering. Joining a nonprofit board.

[Message Deval](#)

## About

Born in India. Made in Germany. Seasoned in America. A Petite Leader, Mother and Runner who uses Tough Love to bring the best out of herself, her teams and business.

Over 20 years of experience in building and supporting technology solutions in Healthcare and Finance industries. Proven track record of building, empowering and leading large, integrated business focused technology and project management teams while directly reporting to executive leadership. I have consistently matched business initiatives with technical capabilities while answering to operational and budgetary constraints. I was fortunate to work both as a vendor and a client in global teams during the past few years. Having lived and worked in a few cities in India, Germany and USA, I have enjoyed learning and experiencing the impact of culture in workspace and the flexibility that one nurtures in professional and personal lives from these experiences.

For the last 10 years, I have led transformations through Data and Analytics. I eat, talk, work and run - data! And when I am not doing any of this, I enjoy spending time with my family and experimenting with abstract art, creating a fusion cuisine and more recently - running!



## Activity

1,832 followers



So excited. I have spent less than an year here but this company and more...

Deval shared this  
51 Reactions • 2 Comments



Best two qualities in a great leader are - authenticity and vulnerability. If yo...

Deval commented



Well written, succinct message about authenticity and vulnerability - two core...

Deval shared this  
12 Reactions



Glad to work with you too Filip

Deval commented

[See all activity](#)

## Experience



**Quicken Loans**  
8 mos

- Vice President, Rocket Data/Data Intelligence  
Full-time  
May 2020 – Present • 4 mos  
Cincinnati, Ohio, United States

We are Rocket Data.

We are a team of 135 strong Data Enthusiasts who will disrupt The Mortgage Industry by providing Best In Class, Trusted Rocket Data Fabric (products) while Pacing with Business Demands.

- Vice President, Data Intelligence/Analytics Empowerment  
Jan 2020 – May 2020 • 5 mos

Leading a full stack, 110 member strong team that services all data needs and wants of the largest home mortgage lender in the nation.



**Director, Business Intelligence**  
The David J. Joseph Company  
Aug 2016 – Dec 2019 • 3 yrs 5 mos  
Cincinnati Area, KY

CDO responsibilities in ensuring success of Business Intelligence, Analytics and Cloud based implementations on ERP across all business units. Work with executive leadership in implementing data and analytics roadmap. Responsible for Reporting and Analytics in Microsoft Dynamics 365 implementation for our biggest business unit while ensuring alignment across Nucor ste ...[see more](#)



### Manager, Business Technology Services

Independence Blue Cross

Sep 2013 – Aug 2016 · 3 yrs

Greater Philadelphia Area

Responsible for leading large teams tasked with Analytics, Cloud Adoption and Automation across Enrollment, Claims and Contact Center businesses. Championed efforts of platform synchronization with HighMark systems in Pittsburgh.



### Manager, Comcast Engineering and Technology

Comcast

Mar 2012 – Sep 2013 · 1 yr 7 mos

Philadelphia

Responsible for Analytics adoption over a wide range of Commercial and Operational units. Leveraged multiple years of diverse Project Management experience to establish Agile center of excellence.



### Vice President

Citibank N.A

May 2011 – Mar 2012 · 11 mos

Greater Philadelphia Area

Responsible for leading Data Management and Reporting teams across NA for Prepaid card division. Notable implementations included Google Wallet and Dynamics Great Plains synchronization across NA. Leveraged multiple years of diverse Project Management experience to establish Agile center of excellence.

Show 2 more experiences ~



### Sr. Management Consultant

Cognizant

Aug 2001 – May 2009 · 7 yrs 10 mos

Munich Area, Germany

Consulting partner and implementation lead for Morgan Stanley, METLIFE and AT&T projects. Managed large scale implementations for Broker Platforms for AXA, Germany along with three large offshore teams based in India. Championed Database platform assessment and unification efforts post AXA's merger with Winterthur insurance.



### Programming Analyst

Yellowpages.in

Dec 1997 – Aug 2001 · 3 yrs 9 mos

Vadodara Area, India

Helped create a multi-dimensional database to assess ad revenue and cost. Performed time series and cluster analysis on ad campaigns to assess timeliness and efficacy of campaigns.

Show fewer experiences ^

## Education



### Cornell University

Continuing Education, Executive Leadership  
2015 – 2015

Executive Leadership



### State University of New York at Buffalo

MBA, Finance and Information Systems  
2009 – 2011

Activities and Societies: TMA - Turnaround Management Association, Member

MBA



### The Maharaja Sayajirao University of Baroda

Engineering, Electronics  
1997 – 2001

Activities and Societies: Institute of Electronics and Telecom Engineers, President of the Student Chapter at MSU

Engineering, Electronics and Communications



### IPCL

Bachelor's degree, Electrical and Electronics Engineering  
1982 – 1997

[Show fewer education](#) ^

## Licenses & Certifications



### Leadership Development Program

Center for Creative Leadership  
Issued Aug 2017 · No Expiration Date



### PMP

Project Management Institute  
Issued Jan 2019 · Expires Jan 2022  
Credential ID: 1571306



### Certified Scrum Master

Scrum Alliance  
Credential ID: 000222282

## Volunteer Experience



### Chair, CIO Inner Circle

Gartner

May 2017 – Present • 3 yrs 4 mos

Science and Technology

<https://www.evanta.com/cio/forum/ohio/1793#overview>



### Business Mentor

Dress for Success Cincinnati

Aug 2016 – Present • 4 yrs 1 mo

Social Services



### Fundraising Volunteer

The Aruna Project

Apr 2019 – Present • 1 yr 5 mos

Economic Empowerment

<https://arunaproject.com/>

## Skills & Endorsements

### Business Intelligence 18



Endorsed by 2 of Deval's colleagues at Cognizant

### PMP 18



Endorsed by 2 of Deval's colleagues at Independence Blue Cross

### Business Requirements 13



Endorsed by 4 of Deval's colleagues at Cognizant

## Industry Knowledge

Project Management · 11

SDLC · 6

Software Development Life Cycle (SDLC) · 4

Project Planning · 2

Vendor Management · 3

Strategic Planning · 1

Project Portfolio Management

Program Management

Extract, Transform, Load (ETL)

Data Integration

Data Science

Testing · 9

Data Analysis · 5

Software Project Management · 3

Software Development · 2

Business Analysis · 2

Business Process Improvement · 1

Data Modeling

Data Warehousing

Solution Architecture

Big Data

## Tools & Technologies

SQL · 3

Microsoft Project · 1

Cognos

Oracle · 1

Unix

Dynamics 365

## Interpersonal Skills

Management · 11

Presentation Skills

Leadership · 2

## Other Skills ⓘ

Process Improvement · 7

Capacity Planning

Data Governance

Cross Functional Team Building · 1

Business Intelligence Tools

[Show less](#) ^



202100461

Office of Mayor John Cranley

801 Plum Street, Suite 150  
Cincinnati, Ohio 45202  
Phone (513) 352-3250  
Fax (513) 352-5201  
Email: John.Cranley@cincinnati-oh.gov

January 2021

## APPOINTMENT

I hereby appoint Rhema Nwaneri to the Southwest Ohio Region Workforce Investment Board (SWORWIB) for a term of two years. This appointment is submitted to City Council for its advice and consent pursuant to its Rules.

Mayor John Cranley

for Carling

# RHEMA C. NWANERI, MPA

PROFESSIONAL BUSINESS MANAGER

## PROFESSIONAL PROFILE

Professional Business Manager with 10 years of experience managing multimillion-dollar business operations. Successfully optimizes framework and cultivate cohesive teams to meet and exceed business financial goals. Excellent reporting, record keeping and relationship-building abilities, trade, gross profit, and operating income support, adept in converting sales data and insights into strategic, actionable solutions that support internal business growth plans. Leverage analytic strengths and strategic thinking to align with company values, goals, and customer needs.

## EXPERIENCE

**Loan Officer, Wright-Patt Credit Union, Beavercreek, Ohio Aug. 2020 - present**

Effectively maintain a robust base of productive client relationships by creating financial analysis reports with loan origination in processing and marketing research. While overseeing over 4.3 billion in assets and 1.3 billion in loans.

**Manager, Joseph A. Bank., Kettering, Ohio, Dec. 2018 – Aug. 2020**

Promoted to Manager of flagship store in 4 months after demonstrating prowess and effectiveness during the turnaround campaign at *Joseph A. Bank.* Primary duties are to create and Study current process issues and develop innovative solutions to improve workflow to maximize efficiency and increase productivity. I work in collaboration with other leaders to critically analyze current challenges at *Joseph A Bank.* Equally, I maintained statistical and sales record from 1.2 million to 2 million dollars. After one year in the role.

- Partner with sales and regional leadership by providing weekly, monthly, and ad analytics that direct financial decision-making.
- Maintain and initiate complex commodity based monthly price change with multiple accounts. Prepare monthly analysis on volume, gross sales, and sales reductions.
- Perform cost-to-serve analysis from sales to finance leadership, make recommendations to improve stability.
- Recruiting, training, supervising and appraising staff.

**Business Banker, Key Bank, Dayton, Ohio, Sep. 2017- Dec. 2018**

- Manage sales revenues and profitability of the company's largest volume account by executing of monthly price change based on component cost. movement, dairy commodities, and hedging implications.
- Assist annual budget planning, and on-going forecasting process with Sales Operations and Demand Planning.
- Reach out to potential clients to generate new business (40 cold calls/day).
- Present financial products and services to existing and prospective customers.
- Manage business accounts while driving up revenue in investments to \$1.2 million dollars.(personal Book of business).

## SKILLS

Revenue management

P&L analysis

Budgeting

Trade promotion management

Pricing & Hedging management

Team leadership

Project management

Process improvement

Financial modeling

Training & Recruiting

## EDUCATION

Harvard University,  
Business Analytics Program-2021

Texas Southern University,  
Executive Master of Public  
Administration-2018

Texas College,  
B.S., Business Administration/  
Financial Management-2015



## TECHNICAL SKILLS

Microsoft office suite

Proficient in excel

BI analysis tools

PeopleSoft

MT4

### EXTRA

"Top performing manger/  
Gold star Recipient"- *Joseph  
A. Bank.*

"Corporate Leads MVP,  
2016"....*Enterprise Rent-A-  
Car/Enterprise Holdings Inc.*

"Professional Standards &  
Performance MVP, 2016."  
*Enterprise Rent-A-Car/  
Enterprise Holdings Inc.*

Financial internship 2015-  
*Northwestern Mutual.*

Recruited for the chamber of  
commerce-Dayton Ohio -*Key Bank  
2017.*

Trilingual

Community  
Affiliations

Member/Affiliate- *Hope Church,  
Pearland, TX.*

Mentor/Speaker- "Today's  
Prince... Tomorrow's King  
Educational Foundation  
(TPTK-ED)," Houston, TX.

Volunteer- *Fort Bend County  
Medical Reserve Corps.*

Apprentice/Educator-*RJH &  
Associates, LLC.*

Volunteer- *United Way  
Dayton, Ohio.*

### **Business Manager, RJH & Associates, LLC., Houston, Texas Jan. 2017- Dec. 2018**

- Assist in successful accounting remediation and preparation for public filing.
- Create and maintain project accounting revenue reorganization desk procedures in multi-entity environment in Oracle.
- New project setups in Oracle ensuring standing agreement with contract and customer purchase order documentation are suitable for applicable revenue recognition.
- Complete the monthly revenue recognition and reporting process in a timely and accurate manner.
- Provide Nonprofits, small businesses, etc. with professional assessments and training support to increase organizational processes.
- Perform administrative tasks such as monitoring costs, scheduling classes, setting up systems and equipment, and coordinating enrollment.
- Monitor and evaluate training programs to ensure they are current and effective.

### **Account Manager, Enterprise Holding Inc., Houston, Texas, Jun. 2015- Jan. 2017**

- Design, implement standardized financial reporting on *Key Performance Indicators (KPI)* – Budget variances, attrition, sales, COGS, and member data analytics.
- Construct financial modeling on special programs and incentives, what-if financial analysis on campaign sales, incentive plans.
- Business intelligence implementation team lead, special project management team (Finance liaison), partner with all departments to ensure proper data gathering and key performance indicator specifics are captured.
- Support acquisition of new clients and growth of current book of business by contacting and following up on system generated leads identified through the client experience.
- Provide customers with viable purchase advancement options maintaining 90 percent to sale goal rate.
- Develops strong partnerships with operations leaders, financial advisors, mortgage advisors, small business colleagues and other line of business partners focusing on client acquisition and deepening the relationship.
- Attend weekly meetings with vendors/clients (meets with B-level executives and decision makers for dealerships as well as insurance agents).



---

**Greg Landsman**  
*Councilmember*

January 25 2021

**Hazard Pay for our Frontline Workers**  
***MOTION***

Many of our frontline workers receive some of the lowest wages. They have shown up to work every day during this pandemic, and **WE MOVE** that the Administration pursue a lump-sum payment of no less than \$1,000 in “Hazard Pay” for these lower-wage, critical frontline workers who deliver core services that citizens depend on from their city government.

Specifically, frontline workers represented by AFSCME, or the American Federation of State, County and Municipal Employees - such as our nurses and sanitation workers - should receive this lump-sum payment. AFSCME has some 1,800 City employees who are unable to work from home, deliver core services that our residents depend on, and are paid, on average, less than most other City staff.

---

Councilmember Greg Landsman



---

**Greg Landsman**  
*Councilmember*

January 25 2021

## **CRA's and the New Scorecard**

### ***MOTION***

**WE MOVE** that if there is a conflict between the ordinance containing the Balanced Development Scorecard policy passed in connection herewith and the existing commercial CRA policy in Ordinance No. 275-2017, it's the policy of Council that the Balanced Development scorecard policy applies.

---

Councilmember Greg Landsman



---

**Greg Landsman**  
*Councilmember*

January 25 2021

**Preventing Evictions through Programmatic Enhancement, Coordinating  
*MOTION***

Cincinnati families are facing unprecedented financial challenges, and the fear of eviction continues to loom for tens of thousands of our children and families. We recognize that our nonprofit partners have, and will continue to receive, significant rental assistance support. But the process of getting these resources to families quickly, and before they end up in eviction court, has been a challenge.

As such, **WE MOVE** that the Administration pursue a request for information (RFI) to determine who can build a shared data system to enhance eviction prevention programmatic performance and coordination. Such a system would allow providers to more effectively and efficiently allocate relief and prevention services, keeping more and more of our children and families in stable housing.

We ask that the RFI inquire into: 1. Which companies or providers could create such a data system, 2. How much it would cost the city to support the creation of one, 3. How quickly we could build the platform, and 4. How best to get our eviction prevention support providers onto such a system.

---

Councilmember Greg Landsman



---

**Greg Landsman**  
*Councilmember*

January 25 2021

**Debt Forgiveness and Affordable Housing**  
***MOTION***

**WE MOVE** that the Administration draft legislation, if necessary, to allow the Department of Community and Economic Development (DCED) to create a formal internal policy to best leverage the City's debt forgiveness capacity, in order to 1. Better preserve existing affordable housing, and 2. Help finance new affordable housing options in the City.

---

Councilmember Greg Landsman



**Greg Landsman**  
*Councilmember*

January 25 2021

**Establishing a Minority Real Estate Development Program**  
***MOTION***

**WE MOVE** that the Administration draft legislation establishing a Minority Real Estate Development Capacity Building Program to support the mentorship of minority real estate development professionals. This program should lift up and provide additional opportunities for minority developers, especially Black real estate professionals who have the potential to be leaders of new minority-led commercial development firms. This is part of the City's larger "Balanced Development" efforts to ensure real inclusion of development efforts in Cincinnati.

The proposed program, requiring ~\$150,000 in funding, would extend opportunities for minority developers to actively participate in and shape an inclusive growth strategy for the City—one that integrates the new Balanced Development Scorecard proposed by my office.

The program would draw from similar successful efforts in Detroit, wherein they created an "Equitable Development Initiative." Our efforts should build on best practice efforts such as this one, as well as others around the Country (spelled out in the Administration's 2020 Balanced Development Report to Council).

---

Councilmember Greg Landsman



**Greg Landsman**  
*Councilmember*

January 25 2021

**Sewer Payment Relief to Lower-Income Ratepayers**  
***MOTION***

Last year, the City of Cincinnati created a financial forgiveness program for Greater Cincinnati Waterworks' low-income customers. This project—enabled by our City's "Home Rule"—gave direct relief to struggling families amidst the Coronavirus pandemic.

The Metropolitan Sewer District of Greater Cincinnati (MSD), however, has split possession; Hamilton County owns MSD, the City of Cincinnati runs it. Due to this arrangement, the City is barred from exploring any meaningful relief programs for low-income rate-payers, and the County has to spend millions on outside consultants and lawyers to perform its role in the MSD relationship.

**WE MOVE** that the Administration conduct a report on the potential savings for low-income ratepayers if MSD were able to leverage the City's Home Rule advantage, as well as the savings associated with the aforementioned millions in outside consultants and lawyers with an updated relationship between the City and County. By conducting such a report, we could better determine the positive impacts of an updated partnership between the City and County.

---

Councilmember Greg Landsman



---

**Greg Landsman**  
*Councilmember*

January 25 2021

**Parking and Density Policy Changes to Support Affordable Housing**  
***MOTION***

Similar to actions taken in Memphis and Minneapolis, according to the City's 2020 Balanced Development Report, **WE MOVE** that the City pursue zoning changes to allow for per-property waivers on parking minimums and density requirements for affordable housing projects.

---

Councilmember Greg Landsman





---

**Greg Landsman**  
*Councilmember*

January 25 2021

**Securing Eviction Filing Data to Reduce Evictions**  
***MOTION***

**WE MOVE** to request that the Administration provide an update on Ordinance 402 [2019], which guarantees that eviction filing data from the Hamilton County Clerk of Courts be made available to service providers partnering with the City of Cincinnati in eviction relief services and eviction prevention initiatives. To date, we have not been able to obtain this data in a regular and reliable manner. The City may need to provide support to the Clerk of Courts to secure this data, and we encourage the Administration to pursue that support. Getting this data in the hands of our partners will allow them to help our residents struggling to pay rent with rental assistance, the ability to stay in their homes, avoid an eviction, or even avoid having to attend eviction court.

---

Councilmember Greg Landsman



**Betsy Sundermann**  
*Cincinnati City Councilmember*

## MOTION

**January 15, 2021**

**WE MOVE** that the Administration prioritize in the FY22 budget funding for 40 recruits for Fire Recruit Class #118 to ensure the start date is no later than July 1, 2021, and for 40 recruits for Fire Recruit Class #119 to target a start date of April 1, 2022.

**WE FURTHER MOVE** that the Administration continue to pursue SAFER grant funding opportunities when available to assist in offsetting the cost of these recruit classes.

\_\_\_\_\_  
Betsy Sundermann

\_\_\_\_\_  
Liz Keating

## STATEMENT

The citizens of Cincinnati have consistently placed public safety as a very high priority in their expectations for city services. Adequate funding for fire and police protection is critical to providing these services. Currently, the budget for fire personnel and department expenses is being heavily challenged by COVID-19 and attrition.

For the twelve months ending FY20, the Cincinnati Fire Department overtime costs were \$3,437,641.67. Yet, for the six-plus months ending 01.05.2021 (FY21), YTD overtime costs have totaled \$5,583,965.56. The Finance and Budget Monitoring Report for the Period Ending October 31, 2020 showed Cincinnati Fire Department projecting an additional budget need of up to \$8.8 million by fiscal year end.

(continued)

The COVID-19 pandemic has necessitated the use of additional overtime to meet staffing and service requirements. Sick leave has increased due to COVID-19 diagnoses, exposure, or mandatory quarantine periods required while waiting for test results. COVID-19 related sick leave has been further exacerbated by the close living and working conditions of sworn staff in fire houses.

For the identified needs that are directly related to COVID-19, the Administration will seek additional federal or state CARES dollars to help offset the overage.

Additionally, attrition in the first quarter of FY21 has trended 200% higher than expected due to unanticipated separations. Several separations are attributed to medic unit staff burnout, which has increased since the start of COVID-19. Attrition tends to accelerate in the first quarter and then curtails in quarters two through four. If attrition trends do not curtail, the department will require additional overtime to backfill vacant positions.

The Approved FY21 Budget Update assumes a starting sworn strength of 826.0 FTE with an estimated annual attrition rate of 31.0 FTE. As of January 5, 2021, Fire currently has a sworn strength of 800.0 FTE. An additional 11.0 FTE are expected to retire before the fiscal year's end.

Moving forward, Fire anticipates 12.0 FTE to retire in FY22 and 31.0 FTE to retire in FY23. These figures do not include unanticipated retirements or other types of employment separation. As noted above, attrition has increased during COVID-19. These trends may continue in FY22. Additionally, the department has noticed that sworn personnel enrolled in the Deferred Retirement Option Plan (DROP) do not stay the entire eight years of the program, further increasing unanticipated attrition.

The trajectory of overtime costs due to COVID-19 and attrition requires the city to prioritize its recruit classes planned for the FY22 budget. Depending on CARES funds that come available in the near future, funding for a Recruit Class #118 of 40 recruits should be prioritized in the FY22 budget so that the recruit class can be started no later than July 1, 2021, earlier if possible. Additionally, funding for a Recruit Class #119 of 40 recruits should be targeted in the FY22 budget for an April 1, 2022 start date to help cover for the anticipated attrition.

Even though it will take time to get recruits trained and on the job, the rebuilding of the sworn strength of the Cincinnati Fire Department will address both the attrition and overtime crises our city and budget are facing.

# City of Cincinnati



City Hall, Room 346B  
801 Plum Street  
Cincinnati, Ohio 45202

Phone (513) 352-3640  
Email Betsy.Sundermann@cincinnati-oh.gov

**Betsy Sundermann**  
Cincinnati City Councilmember

## MOTION

January 15, 2021

**WE MOVE** that the Administration prioritize in the FY22 budget funding for 40 recruits for Fire Recruit Class #118 to ensure the start date is no later than July 1, 2021, and for 40 recruits for Fire Recruit Class #119 to target a start date of April 1, 2022.

**WE FURTHER MOVE** that the Administration continue to pursue SAFER grant funding opportunities when available to assist in offsetting the cost of these recruit classes.

*Betsy Sundermann*  
Betsy Sundermann

*Liz Keating*  
Liz Keating

## STATEMENT

The citizens of Cincinnati have consistently placed public safety as a very high priority in their expectations for city services. Adequate funding for fire and police protection is critical to providing these services. Currently, the budget for fire personnel and department expenses is being heavily challenged by COVID-19 and attrition.

For the twelve months ending FY20, the Cincinnati Fire Department overtime costs were \$3,437,641.67. Yet, for the six-plus months ending 01.05.2021 (FY21), YTD overtime costs have totaled \$5,583,965.56. The Finance and Budget Monitoring Report for the Period Ending October 31, 2020 showed Cincinnati Fire Department projecting an additional budget need of up to \$8.8 million by fiscal year end.

(continued)



202100268

January 21, 2021

## MOTION

*WE MOVE that the undersigned move that the City Solicitor issue a legal opinion addressing the following question: "Under the City Charter, does the Mayor have legal authority to negotiate or direct any development contracts with Developers who want to do business with the City."*

## Statement

Recently, the Federal Bureau of Investigations (F.B.I.) and the U.S. Attorney's Office filed three indictments against sitting members of our Council. The U.S. Attorney's Office stated emphatically that there is a culture of corruption within our city government. Not long ago we received an open letter to Mayor Cranley and the City Manager Paula Boggs-Muething from a citizen from the OTR, Danny Klinger stating among other things that the Mayor is involved with negotiating development deals. It is a long-standing principle that our City Manager is solely responsible for the negotiations of development contracts. Under our Charter, this responsibility is a safeguard so the neither the Mayor nor City Council are able to influence the negotiations of development contracts, however this allows our City Manager to perform his or her role with out any political influence. Given the most recent indictments and what appeared to be widespread belief among many of our citizens that corruption exist beyond the indicted councilmembers. We should take every step to preserve the authority of the City Manager without the Mayor or member of City Council to ensure and restore faith in the actions of government.

Councilmember Wendell Young



\_\_\_\_\_

\_\_\_\_\_

\_\_\_\_\_

\_\_\_\_\_

\_\_\_\_\_

\_\_\_\_\_

\_\_\_\_\_

\_\_\_\_\_

## Davis-Kelow, Gloria

---

**From:** Gloria Davis  
**Sent:** Thursday, January 21, 2021 1:25 PM  
**To:** Davis-Kelow, Gloria  
**Subject:** Fwd: [External Email] An Open letter to Mayor John Cranley and City Manager Paula Boggs-Muething  
**Attachments:** Elm&Liberty\_Source3 Donation #4 to Cranley 2017.jpg; Elm&Liberty\_Source3 Donation #2 Donation to Cranley 2017.jpg; Elm&Liberty\_Elevar Design Group donations to Cranley 2017.jpg; Elm&Liberty\_KEANE Donations to Cranley & Sittenfeld PACs 2019.jpg; Elm&Liberty\_Source3 Donation to Cranley 2017.jpg; Elm&Liberty\_Elevar Design Group Donation #2 to Cranley PAC 2019.jpg; Elm&Liberty\_Source3 Donation #3 to Cranley 2017.jpg; Elm&Liberty\_Elevar Design Group donation to Cranley PAC 2019.jpg

Sent from my iPhone

Begin forwarded message:

**From:** Gloria Davis  
**Date:** January 20, 2021 at 6:25:02 PM EST  
**Subject:** Fwd: [External Email] An Open letter to Mayor John Cranley and City Manager Paula Boggs-Muething

----- Forwarded message -----

**From:** Young, Wendell <[Wendell.Young@cincinnati-oh.gov](mailto:Wendell.Young@cincinnati-oh.gov)>  
**Date:** Wed, Jan 20, 2021, 6:23 PM



Subject: Fwd: [External Email] An Open letter to Mayor John Cranley and City Manager Paula Boggs-Muething

Get Outlook for Android

---

**From:** Danny Klingler  
**Sent:** Wednesday, January 20, 2021 4:26:58 PM  
**To:** Cranley, Mayor <[mayor.cranley@cincinnati-oh.gov](mailto:mayor.cranley@cincinnati-oh.gov)>; CityManagerEmail <[CityManager@cincinnati-oh.gov](mailto:CityManager@cincinnati-oh.gov)>; Paula Boggs Muething <[paulaboggs@gmail.com](mailto:paulaboggs@gmail.com)>  
**Cc:** Keough-Jurs, Katherine <[Katherine.Keough-Jurs@cincinnati-oh.gov](mailto:Katherine.Keough-Jurs@cincinnati-oh.gov)>; #COUNCIL <[#COUNCIL@cincinnati-oh.gov](mailto:#COUNCIL@cincinnati-oh.gov)>; ClerkOfCouncilEmail <[ClerkOfCouncil@cincinnati-oh.gov](mailto:ClerkOfCouncil@cincinnati-oh.gov)>; Seelbach, Chris <[Chris.Seelbach@cincinnati-oh.gov](mailto:Chris.Seelbach@cincinnati-oh.gov)>; Landsman, Greg <[Greg.Landsman@cincinnati-oh.gov](mailto:Greg.Landsman@cincinnati-oh.gov)>; Mann, David <[david.mann@cincinnati-oh.gov](mailto:david.mann@cincinnati-oh.gov)>; Young, Wendell <[Wendell.Young@cincinnati-oh.gov](mailto:Wendell.Young@cincinnati-oh.gov)>; Smitherman, Christopher <[Christopher.Smitherman@cincinnati-oh.gov](mailto:Christopher.Smitherman@cincinnati-oh.gov)>; Kearney, Jan-Michele <[Jan-Michele.Kearney@cincinnati-oh.gov](mailto:Jan-Michele.Kearney@cincinnati-oh.gov)>; Sundermann, Betsy <[Betsy.Sundermann@cincinnati-oh.gov](mailto:Betsy.Sundermann@cincinnati-oh.gov)>; Priority Budget <[PriorityBudget@cincinnati-oh.gov](mailto:PriorityBudget@cincinnati-oh.gov)>; sharedCitizensComplaintAuthority <[cca@cincinnati-oh.gov](mailto:cca@cincinnati-oh.gov)>; law@cincinnati-oh.gov <[law@cincinnati-oh.gov](mailto:law@cincinnati-oh.gov)>; Kellam, Caroline <[Caroline.Kellam@cincinnati-oh.gov](mailto:Caroline.Kellam@cincinnati-oh.gov)>; Hoffman, Stacey <[Stacey.Hoffman@cincinnati-oh.gov](mailto:Stacey.Hoffman@cincinnati-oh.gov)>; Oliver Kroner <[olliekroner@gmail.com](mailto:olliekroner@gmail.com)>; Johnson, Beth <[beth.johnson@cincinnati-oh.gov](mailto:beth.johnson@cincinnati-oh.gov)>; Cunningham, Edward <[Edward.Cunningham@cincinnati-oh.gov](mailto:Edward.Cunningham@cincinnati-oh.gov)>; Dahlberg, Art <[art.dahlberg@cincinnati-oh.gov](mailto:art.dahlberg@cincinnati-oh.gov)>; Haynes, Marion <[Marion.Haynes@cincinnati-oh.gov](mailto:Marion.Haynes@cincinnati-oh.gov)>; Sturkey, David <[David.Sturkey@cincinnati-oh.gov](mailto:David.Sturkey@cincinnati-oh.gov)>; Keating, Liz <[liz.keating@cincinnati-oh.gov](mailto:liz.keating@cincinnati-oh.gov)>; Goodin, Steven <[steven.goodin@cincinnati-oh.gov](mailto:steven.goodin@cincinnati-oh.gov)>; Rocco, Giovanni <[Giovanni.Rocco@cincinnati-oh.gov](mailto:Giovanni.Rocco@cincinnati-oh.gov)>; Florea, Lindsey <[Lindsey.Florea@cincinnati-oh.gov](mailto:Lindsey.Florea@cincinnati-oh.gov)>; Carter, Markiea <[Markiea.Carter@cincinnati-oh.gov](mailto:Markiea.Carter@cincinnati-oh.gov)>; Community Development <[communitydevelopment@cincinnati-oh.gov](mailto:communitydevelopment@cincinnati-oh.gov)>; Cincinnati City Planning <[planning@cincinnati-oh.gov](mailto:planning@cincinnati-oh.gov)>; DEI <[DEI@cincinnati-oh.gov](mailto:DEI@cincinnati-oh.gov)>; Coolidge, Sherry ; Christopher Wetterich

---

John <[John.Reiser@cincinnati-oh.gov](mailto:John.Reiser@cincinnati-oh.gov)>; Stephen Dronen

Stephen Dronen

Chris Mulloy

Tom Fernandez

Derek Baumar

**Subject:** [External Email] An Open letter to Mayor John Cranley and City Manager Paula Boggs-Muething

External Email Communication

Dear John and Paula,

I have known both of you for years now, and consider both of you to be, in a sense, friends.



John, I first met you as a server at Palomino in 2004, when I waited on you and you told me to make sure to read "The Death and Life of Great American Cities" by Jane Jacobs so that I would not be laughed out of Planning School when I went to MIT that fall. I took your advice.

Paula, I met you when you were at the Port, and have appreciated your support and friendship, and known you as a good-hearted leader.

I am writing to you now as fellow human beings, because what I have observed in the Mayoral, Managerial, and City Council leadership over the past few years has been shocking. Specifically, the corruption endemic to the administration vis-a-vis real estate development has been beyond the pale. It has crossed a line for me where I am unable to remain silent anymore.

We now know that council members have been taking bribes from developers. But I also know -- even if the public does not yet know -- that this corruption extends to the Mayor and, by association, to the City Manager as well. It has reached a point where I need to say something.

Let me use just one example. You have been shepherding a large development deal at the corner of Elm and Liberty through the administration and through Council. It is a deal to bring hundreds of units of luxury housing to the middle of Over-the-Rhine, with rents ranging from \$1,400 to \$2,800 in a working class neighborhood where residents struggle to pay a third of that and over half of children live in poverty. The Community Council stands firmly opposed to the project, as it offers not one single affordable apartment, violates the historic preservation ethic that has made Over-the-Rhine so successful, gives millions of taxpayer dollars away to out of town developers, and stands to be the largest gentrification project in the history of the neighborhood.

The developers are KEAN Ventures and Buckingham Group, and they are seeking \$25+ million in tax subsidies from the City of Cincinnati for the project.

The developers donated at least \$5,000 to your PAC in 2019, John, shortly after they had purchased the property\* (See attached. They also gave \$5,000 to PG Sittenfeld's Progress and Growth PAC, the same PAC implicated in the FBI investigation of Councilmember Sittenfeld). They had never donated to either of your Mayoral campaigns before, nor, to my knowledge had they ever donated to anyone in Cincinnati politics. But suddenly they took a keen interest in donating you. The PAC donation will presumably be used to fund your Gubernatorial campaign.

The Elm & Liberty project architect, Tom Fernandez of Elevar, donated another \$7,500 to your PAC in the fall of 2019\* (See attached), as Elevar was finalizing conceptual designs for the project. Tom and SFA/Elevar were also a top 3 overall donor to your reelection campaign in 2017, with over \$17,000 invested in your campaign through at least 10 separate LLCs\*\* (See attached. Elevar is also a key architect for the FC Cincinnati stadium project).

Going back 4 years to the first iteration of the Elm and Liberty project, the original developers -- Source3 -- caught up in a fierce battle with the community, donated the max amount across several LLCs to your Mayoral primary campaign in March of 2017\*\* (See attachments), right before a key vote in council. Following the donations, in April/May 2017 their multi million dollar tax abatement was approved by the City. They were Republicans who, as far as I am aware, had never donated to any City of Cincinnati politicians before. But suddenly, they were very interested in donating to you.

The Planning Department's "Review" of the current Elm and Liberty project has been a sham. The approval by the Planning Department and subsequently by the Planning Commission has been predestined by you John, and you Paula, and it was never in doubt. There was never any consideration about how the community felt about the project, how the project aligned with the Over-the-Rhine Comprehensive Plan (it doesn't), or how it met the legal standard for the zoning changes they are requesting (it doesn't). In fact, a FOIA public records request has revealed that the Department of Community and Economic Development was texting the developers cell phone, strategizing on getting turnout to the Community Council to influence the vote. In short, once they gave you the money, John, it was all a foregone conclusion.

The Elm and Liberty project is just one example of the rampant corruption at the top of the city when it comes to real estate development. This type of pay for play dealing is how business is done here. What's worse, employees are unable to do their jobs because they are afraid of losing them. They are unable to conduct honest project reviews that hold developers accountable on behalf of the citizens of Cincinnati, because they cannot afford to lose their health insurance. They are unwilling to speak out, for fear of retribution by you, John. I'm sure you know you have a reputation for being vindictive.

If you, members of council, doubt that any of this is true, then open an investigation into how this project was managed. Invite city staff for coffee and talk to them off the record. Look into the other PAC donation records (some of which are attached). You can turn a blind eye to the truth, or you can acknowledge it.

Whatever you do, do not respond with gaslighting.

Cincinnatians are losing out because you, John, are taking money from developers and then helping them get their deals through the city. It's corruption, it's wrong, and it's unacceptable, and we cannot wait another 9 months or another single day for things to change. Our city cannot be bought and sold, just as developers, architects, and construction companies cannot be permitted to buy their way into multi-million dollar tax breaks and zoning changes.

There must be accountability. What has been going on must change, and it will change.

There is a vote tomorrow at City Hall to approve valuable zoning changes and the aforementioned \$25+ million dollar tax incentive package for the Elm and Liberty project developers. The same developers who paid \$5,000 to your PAC after purchasing the property. The same architect that has contributed \$25,000 to your PAC and Mayoral Campaigns since 2017. The same project (Source3) that bribed you with contributions to your primary re-election campaign in 2017 right before a key project vote in Council.

Every council member and every member of the administration who goes along with this vote is culpable, and should be held accountable.

I urge you, John and Paula, to pull this project from Thursday's agenda and to send the project back to the Planning Department for a proper review with no political interference. And above all, I urge all of you not to take any more money from developers.

**Date:** January 27, 2021

**To:** Mayor and Members of City Council

**From:** Paula Boggs Muething, City Manager

**202001977**

**Subject: Liquor License – New**

---

***FINAL RECOMMENDATION REPORT***

**OBJECTIONS:** None

This is a report on a communication from the State of Ohio, Division of Liquor Control, advising of a permit application for the following:

**APPLICATION:** 9287455  
**PERMIT TYPE:** NEW  
**CLASS:** D5A  
**NAME:** VISION HOSPITALITY GROUP INC  
**DBA:** KINLEY CINCINNATI DOWNTOWN  
37 W 7TH ST  
CINCINNATI, OH 45202

The City of Cincinnati Police Department, Department of Buildings & Inspections, Health Department, Cincinnati Recreation Commission, and Park Board have completed their investigations regarding this application and do not object.

On September 18, 2020 Downton Resident Council was notified of this application and do not object.

---

Police Department Approval

---

David M. Laing, Assistant City Prosecutor  
Law Department - Recommendation  
☐ Objection ☐ No Objection

MUST BE RECEIVED BY OHIO DIVISION OF LIQUOR CONTROL BY: November 13, 2020

Date: 01/27/2021

202100103

To: Mayor and Members of City Council  
From: Paula Boggs Muething, City Manager  
Subject: **SPECIAL EVENT PERMIT APPLICATION: 2021 St. Patrick's Parade**

---

In accordance with Cincinnati Municipal Code, Chapter 765; Chris Schulte has submitted a Special Event Permit Application Form to the Chief of Police. The Special Event Permit Application has been reviewed by the following department(s): Cincinnati Police Department, Fire Department, Health Department, Parks Department, Department of Building and Inspections, Department of Community and Economic Development, Department of Finance, Department of Public Services, and Department of Transportation and Engineering. Mr. Schulte understands that under the current state and city COVID restrictions the Special Event Permit will not be approved and may require further COVID safety plans to receive approval. The only current objections to issuing the Special Event Permit are for the aforementioned COVID-19 concerns.

The particulars of the requested event are as indicated:

EVENT NAME/TITLE: 2021 St. Patrick's Parade  
EVENT SPONSOR/PRODUCER: Cincinnati St. Patrick's Parade Committee, Inc.  
CONTACT PERSON: Chris Schulte  
LOCATION: Mehring Way. Joe Nuxhall Way. Freedom Way  
DATE(S) AND TIME(S): 3/13/2021 1000-1600  
EVENT DESCRIPTION: Annual Herritage Event (PARADE)  
ANTICIPATED ATTENDANCE: 4,000  
ALCOHOL SALES: ☐ YES. ☒ NO.  
TEMPORARY LIQUOR PERMIT HOLDER IS: (identify, if "YES" is checked above)

cc: Colonel Eliot K. Isaac, Police Chief

January 27, 2021

To: Mayor and Members of City Council

From: Paula Boggs Muething, City Manager

**202100258**

Subject: PARKING METERS ALONG HAMILTON AVENUE AND HOFFNER STREET

---

Reference Document #202001629

The Council at its session on September 30, 2020 referred the following item for review and report.

MOTION, submitted by Councilmember Sittenfeld, WE MOVE that the City Administration work with the Northside Community Council, and the Northside Business Association, to install parking meters along Hamilton Avenue and Hoffner Street.

The Northside Business Association and the Northside Community Council requested new parking meters to provide parking for businesses and discourage illegal activity. In January 2021, the City is scheduled to install 10 smart parking meter heads on the existing meter posts that are located on Hoffner Street, between Hamilton Avenue and Apple Street. Additionally, during the spring of 2021 the City will order and install new meter posts with existing smart meter heads at the obsolete bus stops along Hamilton Avenue, between Spring Grove Avenue and Palm Avenue.

The Department of Transportation and Engineering (DOTE) spoke to Tim Jeckering, President of the Northside Business Association, on December 23, 2020 to inform the Association of the 10 parking meters to be installed on Hoffner Street.

DOTE also reached out to the Northside Community Council President via phone and email to inform them of the parking meter installation.

cc: John S. Brazina, Director, Transportation and Engineering John B.

**January 27, 2021**

**To:** Mayor and Members of City Council **202100270**

**From:** Paula Boggs Muething, City Manager

**Subject: Ordinance – Dick’s Sporting Goods Foundation Sports Matter Community Grants**

---

Attached is an Ordinance captioned:

**AUTHORIZING** the City Manager to apply for, accept, and appropriate grants in an amount up to \$10,000 from the Dick’s Sporting Goods Foundation Sports Matter Community Grants Program for the purpose of funding youth programs at the Price Hill Community Center and the Millvale Community Center.

This Ordinance authorizes the City Manager to apply for, accept and appropriate a grant in an amount up to \$10,000 from the Dick’s Sporting Goods Foundation Sports Matter Community Grants Program.

The Sports Matter Community Grants Program provides these funds solely to support sports programs for children K-12. The Cincinnati Recreation Foundation intends to submit two applications in the amount of \$5,000 each to the Sports Matter Community Grants Program to fund youth programs at the Millvale Community Center and the Price Hill Community Center. This Ordinance would also authorize the Finance Director to deposit the grant funds into Contributions for Recreation Purposes Fund 319.

The grant requires no local match, and no new FTE are associated with the grant. Recreation has applied for the grant but will not accept any resources without City Council approval.

This Ordinance is in accordance with the “Collaborate” goal to “Work in synergy with the Cincinnati community,” as described on page 209 of Plan Cincinnati (2012).

The Administration recommends passage of this Ordinance.

cc: Christopher A. Biggam, Assistant City Manager  
Karen Alder, Finance Director

Attachment



**AUTHORIZING** the City Manager to apply for, accept, and appropriate grants in an amount up to \$10,000 from the Dick's Sporting Goods Foundation Sports Matter Community Grants Program for the purpose of funding youth programs at the Price Hill Community Center and the Millvale Community Center.

WHEREAS, grants are available from the Dick's Sporting Goods Foundation Sports Matter Community Grants Program to support sports programs for children K-12; and

WHEREAS, the Cincinnati Recreation Foundation intends to submit two applications in the amount of \$5,000 each to the Sports Matter Community Grants Program to fund youth programs at the Millvale Community Center and the Price Hill Community Center; and

WHEREAS, grant funds will be used to purchase equipment and supplies for youth program activities at the Price Hill and Millvale Community Centers; and

WHEREAS, acceptance of the grants requires no matching funds, and there are no new FTEs associated with the grant; and

WHEREAS, acceptance of the Sports Matter Community Grants funding is in accordance with the "Collaborate" goal to "Work in synergy with the Cincinnati community," as described on page 209 of Plan Cincinnati (2012); now, therefore,

BE IT ORDAINED by the Council of the City of Cincinnati, State of Ohio:

Section 1. That the City Manager is hereby authorized to apply for, accept, and appropriate grants in the amount of up to \$10,000 from the Dick's Sporting Goods Foundation Sports Matter Community Grants Program for the purpose of funding youth programs at the Price Hill Community Center and the Millvale Community Center.

Section 2. That the Director of Finance is hereby authorized to receive and deposit the grant funds into Fund 319, "Contributions for Recreation Purposes."

Section 3. That the proper City officials are authorized to do all things necessary and proper to carry out the terms of Section 1 and Section 2 hereof.

Section 4. That this ordinance shall take effect and be in force from and after the earliest period allowed by law.

Passed: \_\_\_\_\_, 2021

\_\_\_\_\_  
John Cranley, Mayor

Attest: \_\_\_\_\_  
Clerk



January 27, 2021

**To:** Mayor and Members of City Council **202100272**

**From:** Paula Boggs Muething, City Manager

**Subject:** Ordinance – Kirby & Bruce Intersection Safety Improvement Grant

Attached is an Ordinance captioned:

**ESTABLISHING** new capital improvement program project account no. 980x232x212347, “Kirby & Bruce Safety Improvement Grants,” for the purpose of providing grant resources for the realignment of the existing intersection at Kirby Avenue and Bruce Avenue to reduce crashes and improve safety; **AUTHORIZING** the City Manager to accept and appropriate safety improvement grant resources (CFDA #20.205) in an amount up to \$126,000 from the Ohio Department of Transportation to the newly established capital improvement program project account no. 980x232x212347, “Kirby & Bruce Safety Improvement Grants,” for the purpose of providing resources for roadway safety improvements (PID 111252) at the existing intersection of Kirby Avenue and Bruce Avenue to reduce crashes and improve safety; and further **AUTHORIZING** the City Manager to enter into any agreements necessary for the receipt and administration of these grant resources.

Approval of this Ordinance would establish new capital improvement program project account no. 980x232x212347, “Kirby & Bruce Safety Improvement Grants,” for the purpose of providing grant resources for the realignment of the existing intersection at Kirby Avenue and Bruce Avenue to reduce crashes and improve safety. The Ordinance would also authorize the City Manager to accept and appropriate safety improvement grant resources (CFDA #20.205) in an amount up to \$126,000 from the Ohio Department of Transportation to the newly established capital improvement program project account.

On September 13, 2017, the City Council authorized the application for these grant resources via the approval of Ordinance No. 0239-2017. These grant resources require local match funding in the amount of \$14,000, which is available in existing capital improvement program project account no. 980x232x202336, “Neighborhood Transportation Strategies”. No additional FTE are associated with these grants.

The Kirby & Bruce Safety Improvements project is in accordance with the “Connect” goal to “develop an efficient multi-modal transportation system that supports neighborhood livability” as well as the strategy to “plan, design, and implement a safe and sustainable transportation system,” as described on pages 129-138 of Plan Cincinnati (2012).

The Administration recommends passage of this Ordinance.

cc: Christopher A. Bigham, Assistant City Manager  
Karen Alder, Finance Director

Attachment



-2021

**ESTABLISHING** new capital improvement program project account no. 980x232x212347, “Kirby & Bruce Safety Improvement Grants,” for the purpose of providing grant resources for the realignment of the existing intersection at Kirby Avenue and Bruce Avenue to reduce crashes and improve safety; **AUTHORIZING** the City Manager to accept and appropriate safety improvement grant resources (CFDA #20.205) in an amount up to \$126,000 from the Ohio Department of Transportation to the newly established capital improvement program project account no. 980x232x212347, “Kirby & Bruce Safety Improvement Grants,” for the purpose of providing resources for roadway safety improvements (PID 111252) at the existing intersection of Kirby Avenue and Bruce Avenue to reduce crashes and improve safety; and further **AUTHORIZING** the City Manager to enter into any agreements necessary for the receipt and administration of these grant resources.

WHEREAS, on September 13, 2017, City Council approved Ordinance No. 0239-2017, which authorized the Administration to apply for grant resources from the Highway Safety Improvement Program awarded by the Ohio Department of Transportation; and

WHEREAS, the City received the grant resources, which will be used to reduce crashes and improve safety by realigning the existing intersection of Kirby Avenue and Bruce Avenue; and

WHEREAS, the grant resources will require local match funding in the amount of \$14,000, which is available in existing capital improvement program project account no. 980x232x202336, “Neighborhood Transportation Strategies”; and

WHEREAS, there are no new FTE requirements associated with these grant resources; and

WHEREAS, the Kirby & Bruce Safety Improvements project is in accordance with the “Connect” goal to “develop an efficient multi-modal transportation system that supports neighborhood livability” as well as the strategy to “plan, design, and implement a safe and sustainable transportation system,” as described on pages 129-138 of Plan Cincinnati (2012); now, therefore,

BE IT ORDAINED by the Council of the City of Cincinnati, State of Ohio:

Section 1. That Council hereby authorizes the establishment of capital improvement program project account no. 980x232x212347, “Kirby & Bruce Safety Improvement Grants,” for

the purpose of providing grant resources for the realignment of the existing intersection at Kirby Avenue and Bruce Avenue to reduce crashes and improve safety.

Section 2. That the City Manager is authorized to accept and appropriate safety improvement grant resources (CFDA #20.205) in an amount up to \$126,000 from the Ohio Department of Transportation to the newly established capital improvement program project account no. 980x232x212347, "Kirby & Bruce Safety Improvement Grants," for the purpose of providing resources for roadway safety improvements at the existing intersection of Kirby Avenue and Bruce Avenue to reduce crashes and improve safety.

Section 3. That the City Manager is authorized to enter into any agreements necessary for the receipt and administration of these grant resources.

Section 4. That the proper City officials are hereby authorized to use and expend the sum of \$126,000 in accordance with the provisions of Sections 1 through 3 hereof.

Section 5. That this ordinance shall take effect and be in force from and after the earliest time allowed by law.

Passed: \_\_\_\_\_, 2021

\_\_\_\_\_  
Mayor

Attest: \_\_\_\_\_  
Clerk

January 27, 2021

**To:** Mayor and Members of City Council **202100274**

**From:** Paula Boggs Muething, City Manager

**Subject:** **Emergency Ordinance – FY 2021 Mid-Year Budget Adjustments**

---

Attached is an Emergency Ordinance captioned:

**AUTHORIZING** the transfer of the sum of \$2,297,961 within the General Fund from and to various operating budget accounts for the purpose of providing funds to reconcile Early Retirement Incentive Program (ERIP) savings and to provide for the ongoing needs of City departments in accordance with the attached Schedule of Transfer.

This Emergency Ordinance would authorize the various transfers and appropriations within the General Fund as included on the attached Schedule of Transfer. The transfers are all within the current General Fund appropriation and no supplemental appropriations are included.

The Approved FY 2021 Operating Budget Update included estimated savings from an Early Retirement Incentive Program (ERIP) authorized by the City Council via Ordinance No. 0199-2020. Within the General Fund, this Ordinance reconciles the estimated savings with the actual savings based on the employees who elected ERIP as well as staffing changes within departments as part of their ERIP related re-organization plans. The primary source of funds to redistribute to departments is from the non-departmental lump sum account. Based on the number of employees who elected ERIP and their actual lump sum payouts, the full amount set aside for ERIP related lump sum payouts is not needed.

Additional transfers are included to better align appropriations necessary for certain activities such as funds for additional staff training needs in the Department of Buildings and Inspections, the transfer of leveraged support funds from the Department of Community and Economic Development to the Department of Economic Inclusion for a recipient that is now overseen by Economic Inclusion, funds for additional City Council member salaries, funds for City Council Offices for the non-represented 2.0% cost-of-living adjustment (COLA) provided in October 2020, the conversion of non-personnel funding to personnel funding for the Community Safety Response Program in the City Manager's Office, and the conversion of personnel funding to non-personnel funding for the Police Continuous Improvement Program in the Office of Performance and Data Analytics.

The reason for the emergency is the immediate need to accomplish the authorized transfers and appropriations so that funding is in place for the remainder of FY 2021.

The Administration recommends passage of this Emergency Ordinance.

cc: Christopher A. Bigham, Assistant City Manager  
Karen Alder, Finance Director

Attachments

## **EMERGENCY**

**KMB**

**- 2021**

**AUTHORIZING** the transfer of the sum of \$2,297,961 within the General Fund from and to various operating budget accounts for the purpose of providing funds to reconcile Early Retirement Incentive Program (ERIP) savings and to provide for the ongoing needs of City departments in accordance with the attached Schedule of Transfer.

WHEREAS, City Council passed Ordinance No. 0199-2020 establishing a voluntary Early Retirement Incentive Program (ERIP) to reduce the City's workforce which was included in the City of Cincinnati's Approved FY 2021 Operating Budget Update; and

WHEREAS, estimated savings from the ERIP were included in the Approved FY 2021 Operating Budget Update; and

WHEREAS, the estimated savings must now be reconciled with actual savings for FY 2021 based on the employees who elected ERIP and City departments that approved ERIP related re-organization plans; and

WHEREAS, the transfers and appropriations outlined herein reconcile the estimated ERIP savings amounts with the actual ERIP savings amounts for FY 2021; and

WHEREAS, additional transfers are also included which are necessary to provide for the ongoing needs of various City departments; now therefore,

BE IT ORDAINED by the Council of the City of Cincinnati, State of Ohio:

Section 1. That the sum of \$2,297,961 existing within the General Fund is hereby transferred within said fund according to the attached Schedule of Transfer for the purpose of providing funds to reconcile Early Retirement Incentive Program (ERIP) savings and to provide for the ongoing needs of City departments.

Section 2. That the proper City officials are hereby authorized to do all things necessary and proper to carry out the terms of Section 1 and the Schedule of Transfer attached hereto.

Section 3. That this ordinance shall be an emergency measure necessary for the preservation of the public peace, health, safety, and general welfare and shall, subject to the terms

of Article II, Section 6 of the Charter, be effective immediately. The reason for the emergency is the immediate need to accomplish the authorized transfers and appropriations so that funding is in place for the remainder of FY 2021.

Passed: \_\_\_\_\_, 2021

\_\_\_\_\_  
John Cranley, Mayor

Attest: \_\_\_\_\_  
Clerk



202100277

January 19, 2021

Clerk of the Council  
801 Plum Street  
Room 308  
Cincinnati, OH 45202

Dear Filing Official:

Enclosed, please find the original of the following items for:

**Katherine Ott Zehnder**

☒ Katherine Ott Zehnder Legislative Agent Updated Registration Statement

☐ Other:

Please endorse this transmittal letter as acknowledgement of receipt of the enclosed items and return it in the stamped envelope provided. Thank you.

1006.01 Cincinnati, OH

21JAN'21AM11:55

CLERK OF COUNCIL

**Clerk of Council**

801 Plum Street, Room 308  
Cincinnati, Ohio 45202  
(513) 352-3246

Please check ALL that apply

- ☐ Termination(s) of Engagement  
☐ Change of Address  
☐ Amended Statement

**LEGISLATIVE AGENT UPDATED REGISTRATION STATEMENT**

This statement must be filed with the Clerk of Council by the last day of January and July, annually. Please read instructions and review Sections 112-1 to 112-17, Cincinnati Municipal Code, prior to filing. **There is no fee for this filing.** Upon termination of this engagement, there is an affirmative duty to notify the Clerk of Council within thirty (30) days (the form may be obtained from the Clerk.) **ANY PERSON WHO KNOWINGLY FILES A FALSE STATEMENT IS GUILTY OF FALSIFICATION UNDER SECTION 2921.13 OF THE OHIO REVISED CODE, WHICH IS A MISDEMEANOR OF THE FIRST DEGREE.** Other related prohibitions and penalties are contained in Section 112-99 of the Cincinnati Municipal Code.

**A. GENERAL INFORMATION**

Full Name of Legislative Agent Katherine Ott Zehnder  
(First) (Middle) (Last)

Occupation Civil Engineer

Business Address c/o 28 Liberty Ship Way, Suite 2815  
Street Suite Number

Sausalito CA 94965  
City State Zip(+4)

Telephone Number ( 415 ) 903-2800

**AGENT CHANGE OF NAME OR ADDRESS** - Based on your initial Registration Statement or last Updated Registration Statement, state any changes in your name or address.

(If none, check here X)

Name of Legislative Agent \_\_\_\_\_ 21JAN'21AM11:58

Address \_\_\_\_\_  
Street Suite Number

\_\_\_\_\_  
City State Zip(+4)

Telephone Number ( \_\_\_\_\_ ) \_\_\_\_\_ CLERK OF COUNCIL

**Reporting Period:** Statement filed for period covering (check one and fill in year)

☐ January 1 through June 30, 2020 (Report due on or before July 31)  
☒ July 1 through December 31, 2020 (Report due on or before Jan. 31)



**B. AMENDMENTS, TERMINATIONS, AND TYPES OF LEGISLATION**

**AMENDED STATEMENT** - Is this an Amended Statement (i.e., any change in an amount or a filing pursuant to a dispute resolution decision of the OCCl.

\_\_\_\_ YES    X NO

If yes, you are required to complete only the portion(s) you have amended.

**TERMINATIONS** - Are you still engaged by all of the employers listed on page 1 of this form?

X YES    \_\_\_\_ NO

If no, please list the name of the Employers by whom you are no longer engaged and the date of termination. (Attach additional sheets if necessary.)

Employer Name	Date of Termination
_____	_____
_____	_____
_____	_____
_____	_____

**ORDINANCES AND RESOLUTIONS** - List the specific ordinance(s) and resolution(s) on which you actively advocated during this reporting period.

<u>None</u>	_____	_____	_____
_____	_____	_____	_____
_____	_____	_____	_____

**ADDITIONAL TYPES OF LEGISLATION** - Since your Initial Registration Statement or last Updated Registration Statement for all Employers listed on this form, give a brief description of each of the additional types of legislation to which any of your engagements relate.

(If none, check here X)

## C. DEFINITIONS

"**Staff**" means any city employee whose official duties are to formulate policy and who exercises administrative or supervisory authority or who authorizes the expenditure of city funds. "Staff" is limited to employees who are required to file a Financial Disclosure Statement under Article XXVI of the Administrative Code.

"**Legislation**" means ordinances, resolutions, amendments, nominations, and any other matter pending before the Council. See the definition of "legislation" under Section 112-1-L, Cincinnati Municipal Code.

"**Financial Transaction**" See definition in Section 112-1-F, Cincinnati Municipal Code.

## D. FINANCIAL TRANSACTIONS

If the Legislative Agent, or a member of his or her immediate family had, during this reporting period, a financial transaction\* (which is not being disputed under Section 112-19, Cincinnati Municipal Code,) with or for the benefit of a member of the Council, appointee of the Council, City Manager, the Director of a department created under the Administrative Code, or any member of the staff\* of such public officer or employee, then the following information is required with respect to each such financial transaction:

- a. Name of the public officer, employee, or staff member: None
- b. Brief description of the purpose and nature of the transaction: \_\_\_\_\_  
\_\_\_\_\_
- c. Date the transaction was made or entered into: \_\_\_\_\_
- d. Other pertinent details: \_\_\_\_\_  
\_\_\_\_\_

(Attach an additional sheet for each public officer, employee, or staff member.)

(If none, check here X)

NOTE: If the Legislative Agent is required to disclose a financial transaction described in this Paragraph F, then the Legislative Agent shall deliver a copy of such paragraph which contains such information to the public officer(s) of employee(s) identified therein, at least ten (10) days before this form is filed with the Clerk of Council.

If the foregoing provision is applicable, indicate the date that such information was delivered:

**CERTIFICATION: THE UNDERSIGNED HEREBY CERTIFIES THAT ALL REASONABLE EFFORTS AND DUE DILIGENCE HAVE BEEN UNDERTAKEN IN THE PREPARATION AND COMPLETION OF THIS STATEMENT AND THAT THE CONTENTS ARE TRUE AND ACCURATE TO THE BEST OF HIS OR HER KNOWLEDGE.**

**ALL SIGNATURES MUST BE ORIGINAL AND SIGNED PERSONALLY BY THE NAMED INDIVIDUAL.**

Katherine Ott Zehnder

Type or Print Name of Legislative Agent



Signature of Legislative Agent

1/15/21

Date

202100288

**Clerk of Council**

801 Plum Street, Room 308  
Cincinnati, Ohio 45202  
(513) 352-3246

Please check ALL that apply

- ☐ Termination(s) of Engagement  
☐ Change of Address  
☐ Amended Statement

**LEGISLATIVE AGENT UPDATED REGISTRATION STATEMENT**

This statement must be filed with the Clerk of Council by the last day of January and July, annually. Please read instructions and review Sections 112-1 to 112-17, Cincinnati Municipal Code, prior to filing. **There is no fee for this filing.** Upon termination of this engagement, there is an affirmative duty to notify the Clerk of Council within thirty (30) days (the form may be obtained from the Clerk.) **ANY PERSON WHO KNOWINGLY FILES A FALSE STATEMENT IS GUILTY OF FALSIFICATION UNDER SECTION 2921.13 OF THE OHIO REVISED CODE, WHICH IS A MISDEMEANOR OF THE FIRST DEGREE.** Other related prohibitions and penalties are contained in Section 112-99 of the Cincinnati Municipal Code.

**A. GENERAL INFORMATION**

Full Name of Legislative Agent

TED

HECKMANN

(First)

(Middle)

(Last)

Occupation

Senior Director - Regulatory &amp; Government Affairs

Business Address

221 East Fourth St , 103-1080

Street

Suite Number

Cincinnati

OH

45202

City

State

Zip(+4)

Telephone Number (

513 )

608-7624

**AGENT CHANGE OF NAME OR ADDRESS** - Based on your initial Registration Statement or last Updated Registration Statement, state any changes in your name or address.

(If none, check here ☐)

Name of Legislative Agent

Address

Street

Suite Number

City

State

Zip(+4)

Telephone Number (

**Reporting Period:** Statement filed for period covering (check one and fill in year).

January 1 through June 30, 199

☒ July 1 through December 31, 2020

(Report due on or before July 31)

(Report due on or before Jan. 31)

CLERK OF COUNCIL

25 JAN '21 AM 10:32

882 01802

**B. AMENDMENTS, TERMINATIONS, AND TYPES OF LEGISLATION**

**AMENDED STATEMENT** - Is this an Amended Statement (i.e., any change in an amount or a filing pursuant to a dispute resolution decision of the OCCl.

\_\_\_\_ YES    ☒ NO

If yes, you are required to complete only the portion(s) you have amended.

**TERMINATIONS** - Are you still engaged by all of the employers listed on page 1 of this form?

\_\_\_\_ YES    ☒ NO

If no, please list the name of the Employers by whom you are no longer engaged and the date of termination. (Attach additional sheets if necessary.)

Employer Name	Date of Termination

**ORDINANCES AND RESOLUTIONS** - List the specific ordinance(s) and resolution(s) on which you actively advocated during this reporting period.


**ADDITIONAL TYPES OF LEGISLATION** - Since your Initial Registration Statement or last Updated Registration Statement for all Employers listed on this form, give a brief description of each of the additional types of legislation to which any of your engagements relate.

(If none, check here ☒)



### C. DEFINITIONS

**"Staff"** means any city employee whose official duties are to formulate policy and who exercises administrative or supervisory authority or who authorizes the expenditure of city funds. "Staff" is limited to employees who are required to file a Financial Disclosure Statement under Article XXVI of the Administrative Code.

**"Legislation"** means ordinances, resolutions, amendments, nominations, and any other matter pending before the Council. See the definition of "legislation" under Section 112-1-L, Cincinnati Municipal Code.

**"Financial Transaction"** See definition in Section 112-1-F, Cincinnati Municipal Code.

### D. FINANCIAL TRANSACTIONS

If the Legislative Agent, or a member of his or her immediate family had, during this reporting period, a financial transaction\* (which is not being disputed under Section 112-19, Cincinnati Municipal Code,) with or for the benefit of a member of the Council, appointee of the Council, City Manager, the Director of a department created under the Administrative Code, or any member of the staff\* of such public officer or employee, then the following information is required with respect to each such financial transaction:

- a. Name of the public officer, employee, or staff member: \_\_\_\_\_
- b. Brief description of the purpose and nature of the transaction: \_\_\_\_\_  
\_\_\_\_\_
- c. Date the transaction was made or entered into: \_\_\_\_\_
- d. Other pertinent details: \_\_\_\_\_  
\_\_\_\_\_

(Attach an additional sheet for each public officer, employee, or staff member.)

(If none, check here ☒)

NOTE: If the Legislative Agent is required to disclose a financial transaction described in this Paragraph F, then the Legislative Agent shall deliver a copy of such paragraph which contains such information to the public officer(s) of employee(s) identified therein, at least ten (10) days before this form is filed with the Clerk of Council.

If the foregoing provision is applicable, indicate the date that such information was delivered:

**CERTIFICATION: THE UNDERSIGNED HEREBY CERTIFIES THAT ALL REASONABLE EFFORTS AND DUE DILIGENCE HAVE BEEN UNDERTAKEN IN THE PREPARATION AND COMPLETION OF THIS STATEMENT AND THAT THE CONTENTS ARE TRUE AND ACCURATE TO THE BEST OF HIS OR HER KNOWLEDGE.**

**ALL SIGNATURES MUST BE ORIGINAL AND SIGNED PERSONALLY BY THE NAMED INDIVIDUAL.**

Ted Heckmann  
Type or Print Name of Legislative Agent

Ted Heckmann  
Signature of Legislative Agent

1/18/2021  
Date

about equivalent to the 10- to 15% increase in the number of new immigrants to the United States.

1. The first step in the process of identifying a problem is to determine whether a problem exists. This is often done by comparing current performance with a desired state. If there is a significant difference, a problem is identified.

[illegible]

referring to the fact that the same man was in the same place at the same time.

1. *Journal of the American Medical Association*, 1997; 278: 1039-1044.

100% liquidation of the company, and the company is not allowed to continue its business.

**DECLARATION OF CONFLICT OF INTEREST**

\_\_\_\_\_

**Journal of Management Inquiry** 16(4) December 2007 489-504  
© The Author(s)  
10.1177/1056492607312105  
<http://jmi.sagepub.com>

It has been suggested that the use of a single, standard, questionnaire for all studies would be beneficial. However, this is not feasible as the needs of different studies are different. The use of a single questionnaire would also be restrictive as it would not allow for the inclusion of new questions as research progresses.

1. The first part of the document is a list of references. The references are listed in a standard format, including the author's name, the title of the work, and the publisher. The references are as follows:

1. The first part of the document is a list of references. The references are listed in a standard format, including the author's name, the title of the work, and the publisher. The references are as follows:

NO MORE PHOS AND MORTALITY. CAN SAY I'VE BEEN SAVED. I'VE BEEN SAVED AND I'VE

[illegible]

UNCLASSIFIED//FOR OFFICIAL USE ONLY

10/26/11 10:00 AM 10/26/11 10:00 AM

1. *Journal of the American Medical Association*, 1997; 277: 1033-1036.

**January 21, 2021**

**To:** Mayor and Members of City Council **202100169**

**From:** Paula Boggs Muething, City Manager

**Subject: Finance and Budget Monitoring Report for the Period Ending November 30, 2020**

---

The purpose of this report is to provide the City Council with the status of the City's Fiscal Year (FY) 2021 financial and operating budget conditions as of November 30, 2020, to note any significant variances, identify potential budget issues, and provide recommendations. The report is divided in two sections: revenues and expenditures. Various supplemental reports are attached to reflect forecasted revenue, actual revenue, expenditures, and commitments through November 30, 2020.

The following Citywide issues may impact the General Fund 050, Special Revenue Funds, and Enterprise Funds.

1. Overall, General Fund revenues are greater than projected by \$15.2 million through November. However, increased expenditures noted in this report highlight a potential need of \$13.9 million.
2. Due to the unanticipated separation of several long-time sworn public safety employees, combined with actual attrition outpacing projections, Police and Fire lump sum payments have already exceeded budgeted amounts and will require an additional appropriation. Police lump sum payment expenditures currently exceed the budget by \$1.0 million. As attrition continues in FY 2021, the CPD lump sum need will increase. Fire's additional lump sum payment needs are currently estimated at \$1.0 million for FY 2021.
3. As noted above, Fire has experienced several unanticipated separations. Attrition through November 30, 2020 has trended nearly 200% higher than expected, which has necessitated the use of overtime to backfill sworn positions. Additionally, Fire overtime usage has been further exacerbated by the use of sick leave as a result of the COVID-19 pandemic. The additional overtime need for Fire is currently projected at up to \$5.7 million.
4. The Approved FY 2021 Budget Update included a 2.0% cost of living adjustment (COLA) for sworn public safety employees (e.g. the International Association of Fire Fighters (IAFF) and the Fraternal Order of Police (FOP)).

To date, a 5.0% COLA has been agreed to for FOP, which will be effective May 2021 and will generate an estimated additional need of \$500,000 in FY 2021. The IAFF collective bargaining agreement expired in December 2020 and negotiations are currently underway. Any agreements that exceed the budgeted COLA amount may result in a budget deficit for the Fire Department. If necessary, supplemental appropriations may be required.

5. Community Health Services Fund 395 revenues are being negatively impacted by COVID-19, especially in school-based medical and dental clinics due to the delay of in-person learning in Cincinnati Public Schools (CPS). Revenue trends will continue to be closely monitored. While Fund 395 is unlikely to meet revenue estimates, some expenditure savings are expected due to the reduction in school-based services. If additional Coronavirus Aid, Relief, and Economic Security (CARES) Act funds become available, certain activities may be eligible for reimbursement.
6. Due to COVID-19, many employers have instituted remote work policies and restaurants and retailers have limited capacity to promote social distancing. As a result, parking meter usage is down, which has negatively impacted Parking Meter revenue. However, many contractual service expenditures are based on revenue, so less revenue results in lower expenses in some cases. The Division of Parking Facilities currently projects a non-personnel savings of \$640,000 and a personnel savings of \$15,000. This will partially offset the reduction in revenue. The fund will be monitored closely to ensure expenditures do not outpace revenues.
7. The Approved FY 2021 Budget Update included a voluntary Early Retirement Incentive Program (ERIP) designed to reduce the City's workforce and generate long-term personnel savings. The budget assumed certain position vacancy savings and lump sum payment needs for departments with employees eligible to elect ERIP. The employee signup window is closed and a reconciliation of these savings and needs is required to realign resources between departments. A mid-year appropriation ordinance will be submitted to reconcile the savings and needs. The program did result in net savings of \$3.5 million for FY 2021.

## **REVENUE**

The following report provides an update on the City of Cincinnati's financial condition as of the month ending November 30, 2020. Variances are based on current year estimates and prior year activity in attached schedules.

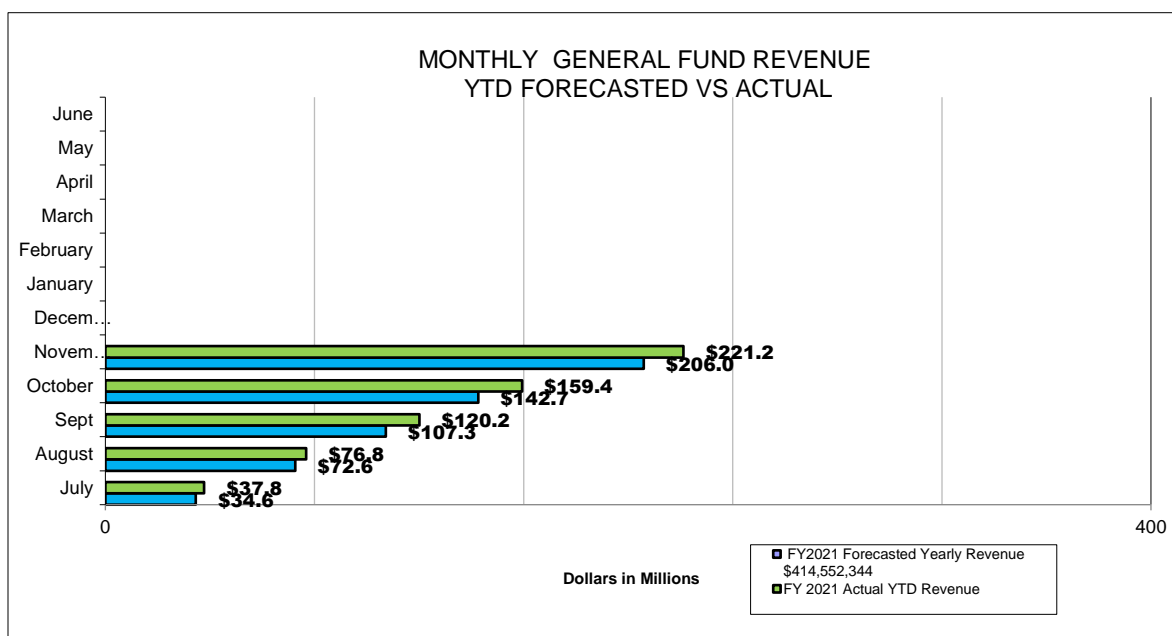
A more detailed explanation of revenues is attached for review, including reports comparing current year actual revenue vs. forecasted revenue and prior year actual



revenue vs. current year actual revenue. Both of those reports are presented on a monthly and year to date basis.

## I. GENERAL FUND 050

The chart below portrays the performance of actual revenue collected against the forecasted revenue collected through November 30, 2020 and shows that actual revenue of \$221.2 million was above forecasted revenue of \$206 million by \$15.2 million.



The major revenue components of the General Fund are listed in the table below. This table highlights the year to date variance (favorable and unfavorable) in General Fund revenue collections as compared to forecasted revenue collections. Each major category that differs significantly from forecasted collections will be discussed in further detail.

<h2 style="text-align: center;">GENERAL FUND REVENUE SOURCES</h2>
---

	FAVORABLE VARIANCE	(UNFAVORABLE) VARIANCE
General Property Tax	\$687,130	
City Income Tax	\$16,324,513	
Admission Tax		(\$969,520)
Short Term Rental Excise Tax	\$116,984	
Licenses & Permits	\$542,226	
Fines, Forfeitures, & Penalties		(\$1,182,040)
Investment Income	\$66,928	
Local Government	\$231,123	
Casino	\$232,021	
Police		(\$519,921)
Buildings and Inspections	\$575,399	
Fire		(\$259,468)
Parking Meter		(1,136,381)
Other	\$483,367	
	\$19,259,693	(\$4,067,330)
Difference	\$15,192,393	

**General Fund (favorable variance) is \$15.2 million** above the amount forecasted thru November in the FY 2021 Budget. What follows is an explanation of significant variances of individual General Fund revenue components.

- 1. Income Tax (favorable variance) is \$16.3 million** above the forecasted amount. The work from home exception due to the pandemic has been challenged in the courts. If the courts rule in favor of the plaintiff, a large portion of these revenues would need to be refunded. The Income Tax component represents 71% of the total General Fund percentage. Administration continues to evaluate and watch for trends.
- 2. Admission Tax (unfavorable variance) is \$970k** below estimate. Most venues that generate admission tax continue to be closed, or open with very limited capacity, due to the pandemic. This trend will continue for foreseeable future therefore, the estimate in this revenue category will not be met for the fiscal year.
- 3. License & Permits (favorable variance) is up \$542k.** The Building and Inspections Department have permitted several large projects that account for this favorable variance.
- 4. Fines, Forfeitures & Penalties (unfavorable variance) is down \$1.2 million.** Parking fines make up most of the revenue in this category, and parking fines continue to be significantly below estimate. If this trend continues, the

estimates in this revenue category will not be met for the fiscal year.

5. **Police (unfavorable variance) is \$520k** below estimates. This variance is partly due to police detail work being decreased as a result of businesses not needing as many officers due to decreased hours of operation stemming from the pandemic. In addition, the pandemic has led to less parking downtown which has created less cars being impounded resulting in decreased collections in that area.
6. **Buildings and Inspections (favorable variance) is up \$575k.** This favorable variance is due to collections related to elevator inspections which are billed one time a year.
7. **Parking Meter (unfavorable variance) is \$1.1 million** below estimate. The unfavorable variance is due to reduced economic activity as a result of the COVID-19 pandemic.
8. **Other (favorable variance) is \$483k** above forecast. This category is made up of many small sources of revenue that fluctuate from time to time. Finance will continue to monitor these various revenue sources.

## II. RESTRICTED FUNDS

- A. **Convention-Exposition Center (unfavorable variance) is down \$992k.** Convention cancellations due to the COVID-19 pandemic have caused a decrease in revenue.
- B. **Municipal Golf (favorable variance) is up \$1.4 million.** The Cincinnati Recreation Commission continues to experience an increase in the utilization of the golf courses as people are looking for outside activities during the pandemic resulting in increased revenue.
- C. **Sawyer Point (unfavorable variance) is down \$207k.** The unfavorable variance is a result of less economic activity at the park as a result of the pandemic restrictions.
- D. **Recreation Special (unfavorable variance) is down \$1.1 million.** The Cincinnati Recreation Commission has experienced a reduction in revenue due to the cancellation of recreation center programs as a result of the pandemic.
- E. **Hazard Abatement (unfavorable variance) is down \$312k.** The Vacant Buildings Maintenance License revenue is down due to the number of license waivers requested due to the pandemic. In addition, Vacant Foreclosure License revenue is below estimate as a result of the reduced number of foreclosures being processed also as a result of the pandemic.

Variances in other restricted funds are due mostly to timing of billing and collections. By year end they will come more in line with the estimate. Finance will continue to monitor these funds.

## **EXPENDITURES**

The following provides an update on the City of Cincinnati's operating budget position as of the month ending November 30, 2020. The attached Fund Summary Report provides the current budget, expenditures, and commitments of each appropriated fund. This report is presented on a year to date basis.

### **I. GENERAL FUND 050**

As shown on the attached report, total expenditures are 39.2% of budget, and commitments are 42.9% of budget in the General Fund 050 as compared to the estimated period ending November 30, 2020, or 41.7% of the fiscal year. "Non-personnel expenses" are trending higher at 49.2% committed year to date due to encumbering twelve months of expenditures for certain commodities such as gas and electric costs, contractual services, and materials and supplies. This is not unusual for this reporting period.

The majority of departments have indicated their FY 2021 General Fund 050 appropriation will meet their budgetary needs through the end of the fiscal year. However, budget transfers may be necessary to move funds from divisions and programs with savings to others within the respective departments that have budget needs. These transfers will be included in the Final Adjustment Ordinance (FAO), which will be presented to the City Council in May 2021.

#### **A. Budget Savings Identified**

At this time, no General Fund 050 departments are projecting a savings at the end of FY 2021. Position vacancy savings and position eliminations associated with the Early Retirement Incentive Program, along with non-personnel reductions as part of the Approved FY 2021 Budget Update, have made it difficult for departments to achieve savings. Any savings identified will be available to support budget needs in other departments and programs as necessary. Interdepartmental transfers of funds from one department to another will be included in the FAO as appropriate.

#### **B. Budget Needs Identified**

Based on current expenditure projections, the following General Fund 050 departments are forecasting a budget need in FY 2021. The departments have been advised to manage their appropriated resources so that supplemental appropriations

will not be required. However, the Administration will continue to closely monitor these budgets in the coming months and work with the respective departments to mitigate the need for supplemental appropriations. As appropriate, any remaining budget needs will be addressed in the FAO.

**1. Cincinnati Fire Department (\$8.0 million)**

The Cincinnati Fire Department projects a need of up to \$8.0 million by fiscal year end due to higher than anticipated lump sum payments and increased overtime, which has also impacted fringe benefits expenses. The COVID-19 pandemic has necessitated the use of additional overtime to meet staffing and service requirements. Sick leave has increased due to COVID-19 diagnoses, exposure, or mandatory quarantine periods required while waiting for test results. COVID-19 related sick leave has been further exacerbated by the close living and working conditions of sworn staff in fire houses. For the identified needs that are directly related to COVID-19, the Administration will seek additional federal or state dollars to help offset the overage. Additionally, attrition through November 30, 2020 has trended nearly 200% higher than expected due to unanticipated separations. Several separations are attributed to medic unit staff burnout, which has increased since the start of COVID-19. Attrition tends to accelerate in the first quarter and then curtails in quarters two through four. If attrition trends do not curtail, the department will require additional overtime to backfill vacant positions. Lastly, the Fire Department indicated a possible non-personnel need for automotive maintenance and repairs, which may be offset by uniform and contractual services savings. Both the department and the Office of Budget and Evaluation will continue to closely monitor staffing trends and overtime needs.

**2. Cincinnati Police Department (\$4.9 million)**

The Cincinnati Police Department (CPD) currently projects a total budget need of \$4.9 million due a variety of factors brought on by COVID-19 related disruptions, including increased sick leave due to COVID-19 diagnoses, exposure, or mandatory quarantine periods required while waiting for test results, accounting corrections related to prior year pay periods, and high levels of lump sum payments made to officers departing sworn service. Several high tenure officers entering retirement has led to a record amount of lump sum payments, with additional amounts expected for retirements that have already been announced. Some retiring officers have chosen the option of remaining on the payroll, using their accrued leave time until it is exhausted. This reduces the expected level of position vacancy allowance (PVA) the vacancy was expected to accumulate. In addition, disruptions to businesses due to COVID-19 have suppressed collections of reimbursable overtime, led to unplanned use of disaster overtime, and is expected to be a continued source of projected overtime expenditures as the fiscal year continues. For the identified needs that are directly related to COVID-19, the Administration will seek additional federal or state dollars to help offset the overage. While it is expected that additional retirements, resignations, and

associated expenses will decline as the year progresses, all CPD personnel expenditures will continue to be strictly monitored and updated.

**3. Department of Public Services (\$950,000)**

Stormwater rate increases over the previous two calendar years have resulted in expenses outpacing budgeted funds for utility expenses at city-owned buildings. Based on current billings, utility expenses could create a budget need of approximately \$700,000. Adjustments to the budget for increased stormwater fees will be made in future budget cycles. Additionally, the Department of Public Services is more aggressively filling key, street level positions such as Sanitation Helpers and Sanitation Engineers in order to provide greater operational capacity for critical Neighborhood Operations. This has reduced the amount of Position Vacancy Allowance (PVA) that the department is expected to generate. Because of this, an additional need of \$250,000 is expected. Personnel expenditures will continue to be strictly monitored and updated.

**4. City Manager's Office: Office of Environment and Sustainability (\$75,600)**

The Office of Environment and Sustainability anticipates a total non-personnel budget need of \$75,600. Contractual services from Rumpke are projected to exceed the budget by \$69,400. Utility payments for the Center Hill Landfill are projected to create a \$6,200 shortfall in FY 2021. A need of \$20,000 in temporary personnel will be offset with personnel and fringe benefit savings from budgeted recycling cart service center positions that have not yet been filled.

**C. Within Budget, Intradepartmental Budget Transfers May Be Needed**

Numerous General Fund 050 departments have indicated the ability to manage their resources within their appropriation. However, budget adjustments within their departments may be required. These transfers are referred to as Intradepartmental Budget Transfers. Unless noted otherwise, these Intradepartmental Budget Transfers will be included in the FAO, which will be presented to the City Council for approval in May 2021.

**1. Clerk of Council**

The Clerk of Council's Office projects no savings or need at this time. However, slight variances in personnel expenditures will be monitored in future months with any needs addressed in the Final Adjustment Ordinance.

**2. Enterprise Technology Solutions**

The Department of Enterprise Technology Solutions projects no budget savings or need at this time.

**3. City Manager's Office**

The City Manager's Office projects no budget savings or need at this time. However, the Office of Human Relations anticipates a budget need of \$15,000 due to a shortage for the pension obligation to the United Way as well as strategic planning. Budget savings in other areas are expected to offset these needs.

**4. City Manager's Office: Office of Communications**

The Office of Communications projects no budget savings or need at this time.

**5. City Manager's Office: Office of Budget and Evaluation**

The Office of Budget and Evaluation does not project a savings or need currently, pending reimbursement processing.

**6. City Manager's Office: Office of Performance and Data Analytics (OPDA)**

The Office of Performance and Data Analytics (OPDA) projects no budget savings or need.

**7. City Manager's Office: Internal Audit**

Internal Audit expects no budget savings or need currently.

**8. City Manager's Office: Emergency Communications Center (ECC)**

The Emergency Communications Center anticipates no budget savings or need currently. However, due to COVID-19 and related social distancing and overnight curfews, call volume to the ECC has substantially decreased during late night hours, leading to less revenue in 9-1-1 Cell Phone Fees Fund 364. As a result, the ECC may not be able to meet their budgeted reimbursement amount from Fund 364 to the General Fund.

**9. Department of Law**

At this time, the Department of Law forecasts no budget need or savings for FY 2021. The department has some outstanding reimbursement ID bills that will be processed shortly.

**10. Department of Human Resources**

At this time, the Department of Human Resources forecasts no budget need or savings for FY 2021. While the budget includes a significant amount of position vacancy savings, unexpected turnover should help achieve budgeted savings.

**11. Department of Finance**

The Department of Finance currently has identified some savings in their FY 2021 budget. Savings will be used to help offset needs for expert services. The total need is estimated to be \$185,000. The Department has several reimbursement ID bills in process.

**12. Department of Community and Economic Development**

The Department of Community and Economic Development (DCED) projects a contractual services need due to unexpected expenditures for telephone charges and computer peripherals. These unanticipated expenses are the result of COVID-19, which necessitated the provision of remote access to staff. Additionally, the department projects a fixed charge need due to several prior year leveraged support obligations that must now be fulfilled. However, budget savings in other areas are expected to offset these needs.

**13. City Planning Department**

The City Planning Department projects no budget need or savings at this time. However, a potential non-personnel need may arise due to temporary personnel, membership fees, postage, and software. Additionally, the department may not be able to fully meet their budgeted reimbursements by fiscal year-end due to unexpected position vacancies, which would create a personnel shortfall as well.

**14. Citizen Complaint Authority**

The Citizens' Complaint Authority currently has some position vacancy savings in the General Fund; however, vacant positions were filled in December. CCA is not currently expecting a need.

**15. Department of Recreation**

The Department of Recreation is on target pending the processing of outstanding interdepartmental (ID) bills for service. Once those are processed, there should be no issues to report. The department does expect to need a transfer within the current appropriation as part of the FAO to better align various expenditures.

**16. Cincinnati Parks Department**

The Parks Department is projecting no budget need or savings at this time.

**17. Department of Buildings and Inspections**

The Department of Buildings and Inspections projects no budget savings or need at this time. The department will continue to process reimbursements regularly.

**18. Department of Transportation & Engineering**

Overall, the Department of Transportation and Engineering's monitoring report includes savings and needs within the department's appropriation. The department is behind on the processing of reimbursement ID bills. The department will continue to monitor all expenses but is confident at this time that any needs can be settled within their current appropriation.

**19. Department of Economic Inclusion**

The Department of Economic Inclusion does not project a savings or need at this time. The department may have personnel need; however, this will not be determined until several vacancies are filled and salaries are known. A potential



non-personnel need may arise depending on which vendor is selected to perform the disparity study. Potential savings and needs will be monitored closely in the coming months.

## **II. ENTERPRISE FUNDS**

Enterprise Funds account for any activity for which a fee is charged to external users for goods or services. If an activity's principal revenue source meets any one of the following criteria, it is required to be reported as an enterprise fund: (1) an activity financed with debt that is secured solely by pledge of the net revenues from fees and charges for the activity; (2) laws or regulations which require that the activity's costs of providing services, including capital costs, be recovered with fees and charges, rather than with taxes or similar revenues; or (3) pricing policies which establish fees and charges designed to recover the activity's costs.

### **A. Water Works Fund 101**

The Greater Cincinnati Water Works (GCWW) anticipates an overall savings of approximately \$2.8 million primarily due to debt service savings, position vacancy savings, and non-personnel savings. Total estimated savings have been reduced from \$4.8 million to reflect debt schedule changes. GCWW has actively sought to reduce non-personnel costs to limit the potential fiscal impacts of COVID-19.

### **B. Parking System Facilities Fund 102**

Fund 102 is currently 38.1% expended year to date. The Division of Parking Facilities within the Department of Community and Economic Development projects a net savings of \$300,000 from contractual services and debt service. Due to COVID-19 and related social distancing and remote work policies, parking garage usage is below expectations. As a result, both revenue and revenue-based expenses are trending below estimates. The expenditure savings will partially offset the projected loss of revenue. Revenue and expenditure trends will continue to be closely monitored.

Note: Starting in FY 2020, the Division of Parking Facilities was altered to functionally separate off-street parking (garages, etc.) and on-street parking (parking meters, etc.). The budget for off-street parking enterprises remains in the Parking System Facilities Fund. The budget for on-street parking enterprises has shifted to the Parking Meter Fund, which was reactivated in FY 2020.

### **C. Duke Energy Convention Center Fund 103**

Due to COVID-19 related cancelations, overall activity at the Duke Energy Convention Center (DECC) has been significantly reduced, as have related revenues. However, fixed costs related to maintaining the DECC remain a necessary expenditure to ensure the safety of the buildings and ensure capital improvements continue as scheduled.

#### **D. General Aviation Fund 104**

The General Aviation Fund is 36.8% expended year to date and is projected to have neither a need nor a savings for FY 2021.

#### **E. Municipal Golf Fund 105**

Municipal Golf Fund 105 is projecting neither a need nor a savings for FY 2021.

#### **F. Stormwater Management Fund 107**

Stormwater Management Fund 107 provides resources to various City departments. The major recipient of resources from this fund is the Stormwater Management Utility (SMU). The Department of Public Services and the Parks Department also receive appropriations from this fund. SMU does not currently project a savings or need. The Department of Public Services does not project a savings or need at this time.

On October 28, 2020, the City Council passed Ordinance No. 0358-2020 to transfer and appropriate the Private Lot Abatement Program (PLAP) from the Department of Public Services to the Department of Buildings and Inspections. The program transfer became effective November 1, 2020. Funding for this program is in the Stormwater Management Fund and spending will be closely monitored as part of the transfer.

### **III. DEBT SERVICE FUND**

Debt Service Funds account for the accumulation of resources for, and the payment of, principal and interest on the City's bonds issued in support of governmental activities.

#### **A. Bond Retirement Fund 151**

Bond Retirement Fund 151 is currently not projecting savings or a need for FY 2021.

### **IV. APPROPRIATED SPECIAL REVENUE FUNDS**

Special Revenue Funds account for the proceeds of specific revenue sources (other than trusts for individuals, private organizations, or other governments, or for major capital projects) that are legally restricted to expenditures for specific purposes.

The Office of Budget and Evaluation, in cooperation with various City departments, reviewed appropriated special revenue funds to ensure the Approved FY 2021 Budget Update remains in balance. Based on expenditures and revenues through November 30, 2020, most special revenue funds are on target with regards to their budget and require no additional appropriations at this time. Any identified issues are

highlighted in the narrative summaries provided below. If warranted, budget adjustments will be addressed in the FAO later in the fiscal year.

**A. Street Construction, Maintenance & Repair Fund 301**

The Department of Public Services and the Department of Transportation and Engineering are not projecting a need for FY 2021. The fund is 30.5% expended through November and below the estimated 41.7%.

**B. Income Tax-Infrastructure Fund 302**

Income Tax-Infrastructure Fund 302 provides resources to several City departments. The Department of Transportation and Engineering (DOTE) is the largest recipient of resources from this fund. The Department of Public Services also receives Income Tax-Infrastructure resources and is not projecting a savings or need at this time. The fund is 40.6% expended through November and will continue to be monitored closely to ensure sufficient resources are allocated.

**C. Parking Meter Fund 303**

Fund 303 is currently 30.4% expended year to date. The Division of Parking Facilities within the Department of Community and Economic Development projects a savings of \$640,000 from expert services and credit card fees and \$15,000 from position vacancy savings. Due to COVID-19 and related social distancing and remote work policies, parking meter usage is below expectations. As a result, both revenue and revenue-based expenses are trending below estimates. The expenditure savings will partially offset the projected loss of revenue. Revenue and expenditure trends will continue to be closely monitored.

Note: Starting in FY 2020, the Division of Parking Facilities was altered to functionally separate off-street parking (garages, etc.) and on-street parking (parking meters, etc.). The budget for off-street parking enterprises remains in the Parking System Facilities Fund. The budget for on-street parking enterprises has shifted to the Parking Meter Fund, which was reactivated in FY 2020.

**D. Municipal Motor Vehicle License Tax Fund 306**

The Department of Public Services has indicated that it is not projecting a savings or need as this fund is 27.6% expended year to date and below the estimated 41.7%.

**E. Sawyer Point Fund 318**

The Parks Department and the non-departmental accounts in Sawyer Point Fund 318 are projected to have no overall savings or need by fiscal year-end.

**F. Recreation Special Activities Fund 323**

Recreation Special Activities Fund 323 is projecting neither a need nor a savings for FY 2021. Due to the impacts of COVID-19, revenue in this fund is down significantly, but expenditures are also down based on reduced programming.

**G. Cincinnati Riverfront Park Fund 329**

Cincinnati Riverfront Park Fund 329 is the appropriated fund that is for Smale Park. The fund is currently 11.8% expended year to date. The Parks Department projects no savings or needs in this fund.

**H. Hazard Abatement Fund 347**

The Hazard Abatement Fund 347 is an appropriated fund that is for activities related to the Vacant Building Maintenance License (VBML) Fee, the Residential Rental Registration (RRI) program, and the Residential Rental Property Inspection Pilot program. The fund is currently 20.6% expended year to date and is not projecting a savings or need at this time.

**I. Bond Hill Roselawn Stabilization & Revitalization Operations Fund 358**

This fund was established in FY 2016 as a \$200,000 per year contract for five years for the Bond Hill Roselawn neighborhood. This fund is 50.7% committed for FY 2021.

**J. 9-1-1 Cell Phone Fees Fund 364**

9-1-1 Cell Phone Fees Fund 364 is an appropriated fund that is for expenditures related to the Emergency Communications Center. Revenue for this fund is based on a proportion of the state mandated 9-1-1 Cell Phone fees allocated by call volume. Due to COVID-19 and related social distancing and overnight curfews, call volume to the ECC has substantially decreased during late night hours, leading to decreased revenues. As a result, ECC may not be able to meet their budgeted reimbursement amount to the General Fund. The fund will continue to be monitored for trends in revenue.

**K. Safe and Clean Fund 377**

The Safe and Clean Fund 377 is the appropriated fund that accounts for funds received for billboard leases and is pledged for Keep Cincinnati Beautiful (KCB) expenditures. This fund is currently 0.0% expended year to date.

**L. Community Health Center Activities Fund 395**

There are some savings in the non-personnel (software and license fees) and personnel budgets due to reduced patient care and position vacancies during the COVID-19 shutdown that could be used to offset various needs in personnel and benefits, contractual services, materials and supplies, and fixed charges. Needs are due to increased medical supplies and services as a result of the COVID-19 pandemic. Additional needs are a result of higher than anticipated sick sell back expenses and office rent exceeding the budgeted amount. Internal transfers and

grant funds will help offset needs as well. The Health Department has several staff members assigned to COVID-19 related tasks; therefore, CARES Act funding will help cover these costs. Additionally, transfers may be made in the spring with the Final Adjustment Ordinance (FAO) if necessary.

Currently, Fund 395 is on track to fall short of revenue estimates for FY 2021. The delay in in-person learning for Cincinnati Public Schools has impacted revenue for school-based medical and dental clinics.

**M. Cincinnati Health District Fund 416**

COVID-19 related expenses such as overtime, ongoing temporary services and equipment rental result in needs in contractual services, materials and supplies, and personnel for the Health Department. The COVID-19 related expenses will be reimbursed by CARES Act funding. There is also a potential need for the remainder of FY 2021 for COVID-19 contact tracing and vaccine distribution; however, grants and other sources of funding are being pursued to help cover those costs. Additionally, needs result from anticipated salaries, pension and hospitalization exceeding budgeted salaries. Security guard service and security upgrades including a surveillance camera system have also generated a need for the Health Department.

The Department has identified position vacancy and non-personnel savings that will be used to help offset expected needs. Transfers may be made in the spring with the Final Adjustment Ordinance (FAO) if necessary.

\*Note: At the beginning of FY 2020, the Health Department's General Fund 050 account was switched to the Cincinnati Health District Fund 416, which was established by state mandate in Ordinance #0215-2019 for the purpose of separately accounting for the support of the general operation of the Cincinnati Health Department.

**N. Cincinnati Area Geographic Information System (CAGIS) Fund 449**

The CAGIS Fund is 33.3% expended year to date and is projected to have neither a need nor a savings for FY 2021.

**O. Streetcar Operations Fund 455**

Streetcar Operations Fund 455 is projected to have neither a need nor a savings for FY 2021.

**P. County Law Enforcement Applied Regionally (CLEAR) Fund 457**

The CLEAR Fund is 19.5% expended year to date and is projected to have neither a need nor a savings for FY 2021.

**Q. Income Tax-Transit Fund 759**

Income Tax-Transit Fund 759 is 78.0% expended year to date and is projected to have neither a need nor a savings for FY 2021.

### **Summary**

Through November 30, 2020, major budget issues include Police and Fire lump sum payments and cost of living adjustments, the Fire Department's staffing and overtime needs, COVID-19 related revenue decline in Community Health Center Activities Fund 395 and Parking Meter Fund 303, and the Early Retirement Incentive Program reconciliation. Departments have identified possible savings and shortfalls, which will continue to be monitored and updated monthly.

Submitted herewith are the following Office of Budget & Evaluation reports:

1. Fund Summary Report for the month ended November 30, 2020.

By approval of this report, City Council appropriates the revenues received in the various restricted funds on the attached Statement of Balances and as stated in greater detail on the records maintained by the Department of Finance, Division of Accounts & Audits. Such revenues are to be expended in accordance with the purposes for which the funds were established.

Submitted herewith are the following Department of Finance reports:

2. Comparative Statement of Revenue (Actuals, Forecast and Prior Year) as of November 30, 2020.
3. Audit of the City Treasurer's Report for the month ended October 31, 2020.
4. Statement of Balances in the various funds as of November 30, 2020.

cc: Christopher A. Bigham, Assistant City Manager  
Karen Alder, Finance Director  
Andrew M. Dudas, Interim Budget Director

Attachments

**CITY OF CINCINNATI  
FUND SUMMARY  
FOR FISCAL YEAR 2021  
AS OF 11/30/2020**

FUND	FUND NAME	EXPENDITURE CATEGORY	CURRENT BUDGET	EXPENDED	PERCENT EXPENDED	ENCUMBERED	TOTAL COMMITTED	PERCENT COMMITTED	REMAINING BALANCE
050	General	PERSONNEL SERVICES	234,929,222	96,670,005	41.1%		96,670,005	41.1%	138,259,217
		EMPLOYEE BENEFITS	96,043,594	41,057,575	42.7%	150,000	41,207,575	42.9%	54,836,019
		NON-PERSONNEL EXPENSES	65,581,286	17,854,976	27.2%	14,414,152	32,269,128	49.2%	33,312,158
		PROPERTIES	25,340		0.0%			0.0%	25,340
<b>*TOTAL FUND_CD 050</b>			<b>396,579,442</b>	<b>155,582,556</b>	<b>39.2%</b>	<b>14,564,152</b>	<b>170,146,708</b>	<b>42.9%</b>	<b>226,432,734</b>
101	Water Works	PERSONNEL SERVICES	40,517,115	13,531,913	33.4%		13,531,913	33.4%	26,985,202
		EMPLOYEE BENEFITS	16,775,720	6,375,421	38.0%		6,375,421	38.0%	10,400,299
		NON-PERSONNEL EXPENSES	44,634,611	13,243,308	29.7%	13,604,035	26,847,343	60.1%	17,787,268
		DEBT SERVICE	43,754,380	14,675,001	33.5%	5,268,994	19,943,995	45.6%	23,810,385
<b>*TOTAL FUND_CD 101</b>			<b>145,681,826</b>	<b>47,825,643</b>	<b>32.8%</b>	<b>18,873,029</b>	<b>66,698,672</b>	<b>45.8%</b>	<b>78,983,154</b>
102	Parking System Facilities	PERSONNEL SERVICES	414,614	156,329	37.7%		156,329	37.7%	258,285
		EMPLOYEE BENEFITS	149,830	71,315	47.6%		71,315	47.6%	78,515
		NON-PERSONNEL EXPENSES	4,804,950	861,892	17.9%	2,215,688	3,077,579	64.1%	1,727,371
		DEBT SERVICE	2,241,790	1,808,483	80.7%		1,808,483	80.7%	433,307
<b>*TOTAL FUND_CD 102</b>			<b>7,611,184</b>	<b>2,898,019</b>	<b>38.1%</b>	<b>2,215,688</b>	<b>5,113,707</b>	<b>67.2%</b>	<b>2,497,477</b>
103	Convention-Exposition Center	PERSONNEL SERVICES	42,000		0.0%			0.0%	42,000
		EMPLOYEE BENEFITS	36,000		0.0%			0.0%	36,000
		NON-PERSONNEL EXPENSES	9,262,430	2,250,543	24.3%	1,314,785	3,565,329	38.5%	5,697,102
		DEBT SERVICE	309,400	210,150	67.9%		210,150	67.9%	99,250
<b>*TOTAL FUND_CD 103</b>			<b>9,649,830</b>	<b>2,460,693</b>	<b>25.5%</b>	<b>1,314,785</b>	<b>3,775,478</b>	<b>39.1%</b>	<b>5,874,352</b>
104	General Aviation	PERSONNEL SERVICES	819,374	341,019	41.6%		341,019	41.6%	478,355
		EMPLOYEE BENEFITS	365,310	149,518	40.9%		149,518	40.9%	215,792
		NON-PERSONNEL EXPENSES	955,360	268,537	28.1%	192,674	461,211	48.3%	494,149
		PROPERTIES							
		DEBT SERVICE	53,210	47,332	89.0%		47,332	89.0%	5,878
<b>*TOTAL FUND_CD 104</b>			<b>2,193,254</b>	<b>806,407</b>	<b>36.8%</b>	<b>192,674</b>	<b>999,081</b>	<b>45.6%</b>	<b>1,194,173</b>
105	Municipal Golf	PERSONNEL SERVICES	191,170	36,877	19.3%		36,877	19.3%	154,293
		EMPLOYEE BENEFITS	67,930	13,871	20.4%		13,871	20.4%	54,059
		NON-PERSONNEL EXPENSES	4,656,590	1,856,075	39.9%	177,949	2,034,024	43.7%	2,622,566
		DEBT SERVICE	673,130	476,938	70.9%		476,938	70.9%	196,193
<b>*TOTAL FUND_CD 105</b>			<b>5,588,820</b>	<b>2,383,761</b>	<b>42.7%</b>	<b>177,949</b>	<b>2,561,710</b>	<b>45.8%</b>	<b>3,027,110</b>

**CITY OF CINCINNATI  
FUND SUMMARY  
FOR FISCAL YEAR 2021  
AS OF 11/30/2020**

<b>FUND</b>	<b>FUND NAME</b>	<b>EXPENDITURE CATEGORY</b>	<b>CURRENT BUDGET</b>	<b>EXPENDED</b>	<b>PERCENT EXPENDED</b>	<b>ENCUMBERED</b>	<b>TOTAL COMMITTED</b>	<b>PERCENT COMMITTED</b>	<b>REMAINING BALANCE</b>
107	Stormwater Management	PERSONNEL SERVICES	8,964,211	2,149,456	24.0%		2,149,456	24.0%	6,814,755
		EMPLOYEE BENEFITS	3,603,180	1,002,772	27.8%		1,002,772	27.8%	2,600,408
		NON-PERSONNEL EXPENSES	10,592,610	4,037,661	38.1%	1,634,242	5,671,903	53.5%	4,920,707
		PROPERTIES	295,000	9,288	3.1%		9,288	3.1%	285,712
		DEBT SERVICE	893,150	683,358	76.5%		683,358	76.5%	209,792
<b>*TOTAL FUND_CD 107</b>			<b>24,348,151</b>	<b>7,882,535</b>	<b>32.4%</b>	<b>1,634,242</b>	<b>9,516,777</b>	<b>39.1%</b>	<b>14,831,374</b>
151	Bond Retirement - City	PERSONNEL SERVICES	239,036	64,145	26.8%		64,145	26.8%	174,891
		EMPLOYEE BENEFITS	101,710	28,932	28.4%		28,932	28.4%	72,778
		NON-PERSONNEL EXPENSES	3,387,500	1,139,148	33.6%		1,139,148	33.6%	2,248,352
		DEBT SERVICE	143,879,470	58,343,345	40.6%		58,343,345	40.6%	85,536,125
<b>*TOTAL FUND_CD 151</b>			<b>147,607,716</b>	<b>59,575,569</b>	<b>40.4%</b>		<b>59,575,569</b>	<b>40.4%</b>	<b>88,032,147</b>
301	Street Construction Maintenance & Repair	PERSONNEL SERVICES	6,237,711	1,994,770	32.0%		1,994,770	32.0%	4,242,941
		EMPLOYEE BENEFITS	2,714,640	1,078,246	39.7%		1,078,246	39.7%	1,636,394
		NON-PERSONNEL EXPENSES	6,457,760	1,626,962	25.2%	1,158,512	2,785,473	43.1%	3,672,287
		PROPERTIES							
<b>*TOTAL FUND_CD 301</b>			<b>15,410,111</b>	<b>4,699,978</b>	<b>30.5%</b>	<b>1,158,512</b>	<b>5,858,490</b>	<b>38.0%</b>	<b>9,551,621</b>
302	Income Tax-Infrastructure	PERSONNEL SERVICES	11,168,743	3,992,207	35.7%		3,992,207	35.7%	7,176,536
		EMPLOYEE BENEFITS	3,997,980	1,860,718	46.5%		1,860,718	46.5%	2,137,262
		NON-PERSONNEL EXPENSES	4,556,380	2,157,887	47.4%	499,266	2,657,154	58.3%	1,899,226
<b>*TOTAL FUND_CD 302</b>			<b>19,723,103</b>	<b>8,010,813</b>	<b>40.6%</b>	<b>499,266</b>	<b>8,510,079</b>	<b>43.1%</b>	<b>11,213,024</b>
303	Parking Meter	PERSONNEL SERVICES	1,523,350	594,261	39.0%		594,261	39.0%	929,089
		EMPLOYEE BENEFITS	612,870	286,591	46.8%		286,591	46.8%	326,279
		NON-PERSONNEL EXPENSES	2,261,740	454,279	20.1%	444,025	898,305	39.7%	1,363,435
<b>*TOTAL FUND_CD 303</b>			<b>4,397,960</b>	<b>1,335,131</b>	<b>30.4%</b>	<b>444,025</b>	<b>1,779,156</b>	<b>40.5%</b>	<b>2,618,804</b>
306	Municipal Motor Vehicle License Tax	PERSONNEL SERVICES	1,438,930	481,578	33.5%		481,578	33.5%	957,352
		EMPLOYEE BENEFITS	681,030	254,192	37.3%		254,192	37.3%	426,838
		NON-PERSONNEL EXPENSES	1,583,140	284,526	18.0%	91,257	375,783	23.7%	1,207,357
<b>*TOTAL FUND_CD 306</b>			<b>3,703,100</b>	<b>1,020,295</b>	<b>27.6%</b>	<b>91,257</b>	<b>1,111,553</b>	<b>30.0%</b>	<b>2,591,547</b>



**CITY OF CINCINNATI  
FUND SUMMARY  
FOR FISCAL YEAR 2021  
AS OF 11/30/2020**

<b>FUND</b>	<b>FUND NAME</b>	<b>EXPENDITURE CATEGORY</b>	<b>CURRENT BUDGET</b>	<b>EXPENDED</b>	<b>PERCENT EXPENDED</b>	<b>ENCUMBERED</b>	<b>TOTAL COMMITTED</b>	<b>PERCENT COMMITTED</b>	<b>REMAINING BALANCE</b>
318	Sawyer Point	PERSONNEL SERVICES	615,770	44,240	7.2%		44,240	7.2%	571,530
		EMPLOYEE BENEFITS	236,580	22,616	9.6%		22,616	9.6%	213,964
		NON-PERSONNEL EXPENSES	695,080	109,378	15.7%	64,618	173,995	25.0%	521,085
<b>*TOTAL FUND_CD 318</b>			<b>1,547,430</b>	<b>176,234</b>	<b>11.4%</b>	<b>64,618</b>	<b>240,852</b>	<b>15.6%</b>	<b>1,306,578</b>
323	Recreation Special Activities	PERSONNEL SERVICES	4,065,790	526,448	12.9%		526,448	12.9%	3,539,342
		EMPLOYEE BENEFITS	411,650	90,716	22.0%		90,716	22.0%	320,934
		NON-PERSONNEL EXPENSES	1,763,710	501,064	28.4%	170,054	671,118	38.1%	1,092,592
		PROPERTIES	13,440		0.0%			0.0%	13,440
<b>*TOTAL FUND_CD 323</b>			<b>6,254,590</b>	<b>1,118,227</b>	<b>17.9%</b>	<b>170,054</b>	<b>1,288,281</b>	<b>20.6%</b>	<b>4,966,309</b>
329	Cincinnati Riverfront Park	PERSONNEL SERVICES	510,530		0.0%			0.0%	510,530
		EMPLOYEE BENEFITS	217,260	3,770	1.7%		3,770	1.7%	213,490
		NON-PERSONNEL EXPENSES	298,040	116,833	39.2%	27,292	144,126	48.4%	153,914
<b>*TOTAL FUND_CD 329</b>			<b>1,025,830</b>	<b>120,603</b>	<b>11.8%</b>	<b>27,292</b>	<b>147,896</b>	<b>14.4%</b>	<b>877,934</b>
347	Hazard Abatement Fund	PERSONNEL SERVICES	1,240,400	387,186	31.2%		387,186	31.2%	853,214
		EMPLOYEE BENEFITS	581,200	145,369	25.0%		145,369	25.0%	435,831
		NON-PERSONNEL EXPENSES	907,210	29,584	3.3%	13,757	43,341	4.8%	863,869
<b>*TOTAL FUND_CD 347</b>			<b>2,728,810</b>	<b>562,139</b>	<b>20.6%</b>	<b>13,757</b>	<b>575,896</b>	<b>21.1%</b>	<b>2,152,914</b>
358	Bond Hill Roselawn Stabilization & Revitalization Operations	NON-PERSONNEL EXPENSES	200,000	101,468	50.7%		101,468	50.7%	98,532
<b>*TOTAL FUND_CD 358</b>			<b>200,000</b>	<b>101,468</b>	<b>50.7%</b>		<b>101,468</b>	<b>50.7%</b>	<b>98,532</b>
364	9-1-1 Cell Phone Fees	PERSONNEL SERVICES	998,410		0.0%			0.0%	998,410
		EMPLOYEE BENEFITS							
		NON-PERSONNEL EXPENSES	633,420	36,306	5.7%	2,604	38,911	6.1%	594,509
<b>*TOTAL FUND_CD 364</b>			<b>1,631,830</b>	<b>36,306</b>	<b>2.2%</b>	<b>2,604</b>	<b>38,911</b>	<b>2.4%</b>	<b>1,592,919</b>
377	Safe and Clean	NON-PERSONNEL EXPENSES	51,010		0.0%			0.0%	51,010
<b>*TOTAL FUND_CD 377</b>			<b>51,010</b>		<b>0.0%</b>			<b>0.0%</b>	<b>51,010</b>
395	Community Health Center Activities	PERSONNEL SERVICES	10,712,105	2,856,050	26.7%		2,856,050	26.7%	7,856,055
		EMPLOYEE BENEFITS	4,180,370	1,120,847	26.8%		1,120,847	26.8%	3,059,523
		NON-PERSONNEL EXPENSES	8,131,800	308,523	3.8%	3,016,371	3,324,894	40.9%	4,806,906
<b>*TOTAL FUND_CD 395</b>			<b>23,024,275</b>	<b>4,285,420</b>	<b>18.6%</b>	<b>3,016,371</b>	<b>7,301,791</b>	<b>31.7%</b>	<b>15,722,484</b>

**CITY OF CINCINNATI  
FUND SUMMARY  
FOR FISCAL YEAR 2021  
AS OF 11/30/2020**

FUND	FUND NAME	EXPENDITURE CATEGORY	CURRENT BUDGET	EXPENDED	PERCENT EXPENDED	ENCUMBERED	TOTAL COMMITTED	PERCENT COMMITTED	REMAINING BALANCE
416	Cincinnati Health District	PERSONNEL SERVICES	12,448,850	4,470,613	35.9%		4,470,613	35.9%	7,978,237
		EMPLOYEE BENEFITS	4,652,750	1,838,579	39.5%		1,838,579	39.5%	2,814,171
		NON-PERSONNEL EXPENSES	1,013,650	500,753	49.4%	350,306	851,059	84.0%	162,591
		PROPERTIES	2,920		0.0%			0.0%	2,920
		<b>*TOTAL FUND_CD 416</b>	<b>18,118,170</b>	<b>6,809,945</b>	<b>37.6%</b>	<b>350,306</b>	<b>7,160,251</b>	<b>39.5%</b>	<b>10,957,919</b>
449	Cincinnati Area Geographic Information Systems (CAGIS)	PERSONNEL SERVICES	1,812,142	613,880	33.9%		613,880	33.9%	1,198,262
		EMPLOYEE BENEFITS	623,439	233,008	37.4%		233,008	37.4%	390,432
		NON-PERSONNEL EXPENSES	2,099,829	664,138	31.6%	556,979	1,221,116	58.2%	878,713
		PROPERTIES							
		<b>*TOTAL FUND_CD 449</b>	<b>4,535,410</b>	<b>1,511,026</b>	<b>33.3%</b>	<b>556,979</b>	<b>2,068,004</b>	<b>45.6%</b>	<b>2,467,406</b>
455	Streetcar Operations	PERSONNEL SERVICES	666,962	150,187	22.5%		150,187	22.5%	516,775
		EMPLOYEE BENEFITS	164,155	19,610	11.9%		19,610	11.9%	144,545
		NON-PERSONNEL EXPENSES	3,149,670	737,987	23.4%	1,449,880	2,187,867	69.5%	961,803
		<b>*TOTAL FUND_CD 455</b>	<b>3,980,787</b>	<b>907,784</b>	<b>22.8%</b>	<b>1,449,880</b>	<b>2,357,664</b>	<b>59.2%</b>	<b>1,623,123</b>
457	County Law Enforcement Applied Regionally (CLEAR)	PERSONNEL SERVICES	1,483,640	322,264	21.7%		322,264	21.7%	1,161,376
		EMPLOYEE BENEFITS	430,300	122,459	28.5%		122,459	28.5%	307,841
		NON-PERSONNEL EXPENSES	3,449,200	602,667	17.5%	337,081	939,748	27.2%	2,509,452
		<b>*TOTAL FUND_CD 457</b>	<b>5,363,140</b>	<b>1,047,390</b>	<b>19.5%</b>	<b>337,081</b>	<b>1,384,471</b>	<b>25.8%</b>	<b>3,978,669</b>
759	Income Tax-Transit	PERSONNEL SERVICES	202,120	80,483	39.8%		80,483	39.8%	121,637
		EMPLOYEE BENEFITS	55,800	22,717	40.7%		22,717	40.7%	33,083
		NON-PERSONNEL EXPENSES	21,646,029	16,988,775	78.5%	3,023,250	20,012,025	92.5%	1,634,004
		<b>*TOTAL FUND_CD 759</b>	<b>21,903,949</b>	<b>17,091,975</b>	<b>78.0%</b>	<b>3,023,250</b>	<b>20,115,225</b>	<b>91.8%</b>	<b>1,788,724</b>
		<b>TOTAL</b>	<b>872,859,728</b>	<b>328,249,920</b>	<b>37.6%</b>	<b>50,177,771</b>	<b>378,427,691</b>	<b>43.4%</b>	<b>494,432,037</b>

RUN DATE: 01/11/2021  
RUN TIME: 15.49.54

CITY OF CINCINNATI - DEPARTMENT OF FINANCE  
DIVISION OF ACCOUNTS AND AUDITS  
COMPARATIVE STATEMENT OF REVENUE  
AS OF 11 / 30 / 2020

Report 2

PGM ID: CouncilRevenue050  
PAGE: 1

	BUDGETED	ACTUAL THIS MONTH	A ACTUAL YTD	B FORECAST YTD	(A-B) / B ACTUAL VS FORECAST %	A-B ACTUAL VS FORECAST \$FAV(UNFAV)	C ACTUAL PRIOR YTD	(A-C) / B ACT YTD VS PRI YTD %	A-C ACT YTD VS PRI YTD \$FAV(UNFAV)
<b>TAXES</b>									
General Property Tax	27,417,813.00	.00	14,121,858.23	13,434,728.37	5.11	687,129.86	13,833,221.87	2.15	288,636.36
City Income Tax	262,000,000.00	22,348,578.63	129,115,512.74	112,791,000.00	14.47	16,324,512.74	121,505,491.33	6.75	7,610,021.41
Admissions Taxes	2,695,022.00	98,016.86	341,878.07	1,311,397.71	-73.93	-969,519.64	3,091,869.56	-209.70	-2,749,991.49
Short Term Rental Excise Tax	250,000.00	3,057.60	241,984.18	125,000.00	93.59	116,984.18	40,063.83	161.54	201,920.35
<b>LICENSES &amp; PERMITS</b>									
Licenses & Permits	19,187,501.00	1,217,687.50	8,806,383.96	8,264,157.54	6.56	542,226.42	10,264,562.18	-17.64	-1,458,178.22
<b>COURTS &amp; USE OF MONEY &amp; PROPERTY</b>									
Fines, Forfeitures, & Penalties	5,840,000.00	351,481.68	1,518,960.27	2,701,000.00	-43.76	-1,182,039.73	2,854,671.53	-49.45	-1,335,711.26
Investment Income	4,125,000.00	.00	891,928.47	825,000.00	8.11	66,928.47	995,352.22	-12.54	-103,423.75
General Concessions, Rents, & Commission	199,750.00	4,166.74	18,818.76	74,506.75	-74.74	-55,687.99	22,127.10	-4.44	-3,308.34
<b>REVENUE FROM OTHER AGENCIES</b>									
Local Government	13,228,434.00	1,130,641.49	6,054,279.59	5,823,156.65	3.97	231,122.94	5,700,765.52	6.07	353,514.07
Other	2,561,467.30	47.00	1,904,408.09	1,409,831.60	35.08	494,576.49	22,437.28	133.49	1,881,970.81
Casino	4,000,000.00	.00	2,352,021.41	2,120,000.00	10.94	232,021.41	4,215,582.17	-87.90	-1,863,560.76
<b>CHARGES FOR CURRENT SERVICES</b>									
General Government	10,375,500.00	232,515.93	10,127,798.84	9,441,705.00	7.27	686,093.84	10,194,832.11	-.71	-67,033.27
Police	2,533,800.00	30,384.88	1,120,461.07	1,640,382.12	-31.70	-519,921.05	1,908,302.03	-48.03	-787,840.96
Buildings and Inspections	3,543,578.00	253,387.06	2,208,634.41	1,633,235.10	35.23	575,399.31	2,565,608.79	-21.86	-356,974.38
Miscellaneous Charges	749,500.00	42,549.70	682,518.88	346,793.65	96.81	335,725.23	482,271.08	57.74	200,247.80
Fire	8,450,500.00	420,077.34	3,394,527.73	3,653,996.20	-7.10	-259,468.47	4,193,865.12	-21.88	-799,337.39
Parking Meter	3,419,800.00	.00	287,966.00	1,424,346.70	-79.78	-1,136,380.70	1,679,830.00	-97.72	-1,391,864.00
<b>MISCELLANEOUS REVENUE</b>									
Miscellaneous Revenue	43,974,679.00	35,691,652.52	38,054,584.74	39,031,925.08	-2.50	-977,340.34	1,942,445.81	92.52	36,112,138.93
<b>Total for General Fund - 050</b>	<b>414,552,344.30</b>	<b>61,824,244.93</b>	<b>221,244,525.44</b>	<b>206,052,162.46</b>	<b>7.37</b>	<b>15,192,362.98</b>	<b>185,513,299.53</b>	<b>17.34</b>	<b>35,731,225.91</b>
<b>TOTAL</b>	<b>414,552,344.30</b>	<b>61,824,244.93</b>	<b>221,244,525.44</b>	<b>206,052,162.46</b>	<b>7.37</b>	<b>15,192,362.98</b>	<b>185,513,299.53</b>	<b>17.34</b>	<b>35,731,225.91</b>

## Report 2

RUN DATE: 01/11/2021  
RUN TIME: 17.09.52

CITY OF CINCINNATI - DEPARTMENT OF FINANCE  
DIVISION OF ACCOUNTS AND AUDITS  
COMPARATIVE STATEMENT OF REVENUE  
AS OF 11 / 30 / 2020

PGM ID: Council Revenue All Funds  
PAGE: 1

Fund - Name	BUDGETED	ACTUAL THIS MONTH	A ACTUAL YTD	B FORECAST YTD	(A-B) / B ACTUAL VS FORECAST %	A-B ACTUAL VS FORECAST \$FAV(UNFAV)	C ACTUAL PRIOR YTD	(A-C) / B ACT YTD VS PRI YTD %	A-C ACT YTD VS PRI YTD \$FAV(UNFAV)
101-Water Works	169,295,000.00	14,104,742.52	80,509,453.78	75,234,698.00	7.01	5,274,755.78	78,431,617.60	2.76	2,077,836.18
102-Parking System Facilities	4,605,520.00	560,389.33	1,710,369.70	1,991,887.40	-14.13	-281,517.70	3,320,537.08	-80.84	-1,610,167.38
103-Convention-Exposition Cen	7,370,970.00	32,358.75	1,309,440.64	2,301,216.83	-43.10	-991,776.19	4,140,933.52	-123.04	-2,831,492.88
104-General Aviation	1,957,360.00	120,124.28	879,075.50	775,701.77	13.33	103,373.73	874,474.19	.59	4,601.31
105-Municipal Golf	4,790,000.00	474,122.86	3,943,670.81	2,582,768.00	52.69	1,360,902.81	3,119,745.93	31.90	823,924.88
107-Stormwater Management	25,000,000.00	2,090,777.54	10,706,814.80	10,120,000.00	5.80	586,814.80	8,776,140.14	19.08	1,930,674.66
301-Street Const Maintenance	15,568,120.00	1,255,807.49	6,422,160.04	6,644,473.62	-3.35	-222,313.58	5,832,549.98	8.87	589,610.06
302-Income Tax Infrastructure	16,322,580.00	1,546,874.05	8,556,212.22	7,026,870.69	21.76	1,529,341.53	8,125,798.57	6.13	430,413.65
303-Parking Meter	4,400,000.00	592,341.93	1,707,065.66	1,659,240.00	2.88	47,825.66	1,349,984.94	21.52	357,080.72
306-Municipal Motor Vehicle L	3,300,000.00	261,162.36	1,368,624.14	1,484,670.00	-7.82	-116,045.86	1,285,153.02	5.62	83,471.12
318-Sawyer Point	712,000.00	26,121.76	174,073.78	381,560.80	-54.38	-207,487.02	403,470.22	-60.12	-229,396.44
323-Recreation Special Activi	6,450,000.00	150,602.62	1,265,851.57	2,399,400.00	-47.24	-1,133,548.43	3,058,652.42	-74.72	-1,792,800.85
329-Cincinnati Riverfront Par	614,000.00	23,900.00	89,062.24	215,022.80	-58.58	-125,960.56	485,107.85	-184.19	-396,045.61
347-Hazard Abatement Fund	1,420,050.00	35,265.75	214,652.66	527,122.56	-59.28	-312,469.90	280,168.85	-12.43	-65,516.19
358-Bond Hill Roselawn Stabil	.00	.00	.00	.00	.00	.00	.00	.00	.00
364-911 Cell Phone Fees	1,300,000.00	208,842.06	549,537.74	399,750.00	37.47	149,787.74	130,262.51	104.88	419,275.23
377-Citizen Safety	50,000.00	3,294.57	16,651.55	17,955.00	-7.26	-1,303.45	18,539.30	-10.51	-1,887.75
395-Community Health Center	23,656,440.00	2,898,623.50	8,122,463.72	7,002,306.24	16.00	1,120,157.48	6,476,025.06	23.51	1,646,438.66
395-Health Services	.00	.00	.00	.00	.00	.00	.00	.00	.00
416-Cincinnati Health Distric	615,000.00	1,260,019.84	1,516,748.70	284,683.50	432.78	1,232,065.20	270,810.22	437.66	1,245,938.48
424-Cable Communications	.00	.00	.00	.00	.00	.00	.00	.00	.00
449-Cinti Area Geographic Inf	4,562,190.00	15,000.00	1,444,204.88	2,087,658.14	-30.82	-643,453.26	1,756,698.59	-14.97	-312,493.71
455-Streetcar Operations	2,499,246.00	414.76	41,164.89	595,820.25	-93.09	-554,655.36	629,874.95	-98.81	-588,710.06
457-CLEAR	5,267,910.00	219.91	515,154.05	1,727,347.69	-70.18	-1,212,193.64	795,504.30	-16.23	-280,350.25
759-Income Tax Transit	12,697,900.00	767,658.34	19,755,676.79	12,697,900.00	55.58	7,057,776.79	23,538,054.60	-29.79	-3,782,377.81



*Interdepartmental  
Correspondence Sheet*

December 22, 2020

**TO:** Mayor and Members of City Council

**FROM:** Tara J Songer, Interim Finance Manager, Accounts & Audits

**SUBJECT:** Audit of the City Treasurer's Report for the Month Ended October 31, 2020

In accordance with Article IX, Section 5, of the Administrative Code of the City of Cincinnati, the Finance Manager, Accounts and Audits has examined the Statement of the City Treasurer for the month ended October 31, 2020 and has found it to be correct.

We have on file certifications from banking institutions showing the amounts on deposit as of October 31, 2020.

Certified US Bank Balance	\$1,528,902.21	
Certified Fifth Third Bank Balance	<u>\$121,144,747.19</u>	
General Account Bank Balance Total		\$122,673,649.40
Adjusted for:		
Outstanding Checks	(\$11,258,827.44)	
Net Deposits in Transit	\$3,048,774.51	
Reconciling Items	<u>\$510,535.25</u>	<u>(\$7,699,517.68)</u>
City of Cincinnati Treasurer's Balance		<u><u>\$114,974,131.72</u></u>

**Parking System Facilities**

Certified Fifth Third Bank Balance		\$56,271.53
Adjusted for:		
Net Deposits in Transit	\$2,036.01	
Outstanding Checks	\$0.00	
Interest	(\$2.23)	
Reconciling Items	<u>\$103.00</u>	<u>\$2,136.78</u>
City of Cincinnati Treasurer's Balance		<u><u>\$58,408.31</u></u>

**Retirement System**

Certified US Bank Balance			\$5,644,656.53
Adjustment for:			
Outstanding Checks		(\$100,172.70)	
Net Deposit in Transit		(\$13,855,950.25)	
Reconciling Items		<u>\$0.02</u>	<u>(\$13,755,777.57)</u>
City of Cincinnati Treasurer's Balance			<u><u>\$19,400,434.10</u></u>



December 11, 2020

To: Mayor and Members of City Council

From: Nicole D. Lee, City Treasurer

Subject: There is transmitted herewith the report of the City Treasurer's Office, at October 30, 2020 submitted in accordance with Section 301-17 of the Cincinnati Municipal Code.

---

Cash on hand and in the bank to the credit of the following:

**CASH ON HAND IN THE BANK:**

General Account	\$114,974,131.72
Parking System Facilities Account	58,408.21
Retirement System Account	19,400,434.10
Total Treasury Balances	<u>\$134,432,974.13</u>

Investments, in the custody of the City Treasurer, to the credit of the following:

**SECURITIES OF CITY OF CINCINNATI**

Beginning Investments	\$1,050,661,205.03
Purchases	40,000,000.00
Maturities	(44,422,420.00)
Ending Investments	<u>\$1,046,283,785.03</u>

Attachment

**BANK RECONCILIATION  
FOR THE MONTH ENDED 10/31/2020**

**GENERAL ACCOUNT :**

US Bank Balance - City of Cincinnati (#930-0443)	\$ 1,528,902.21
Fifth Third Balance - General Fund (#9990200041)	121,144,747.19
US Bank Balance for Controlled Disbursement Account	0.00
<b>Certified General Account Bank Balance Total</b>	<b>\$ 122,673,649.40</b>

**Adjusted for :**

Outstanding Checks	\$ (11,258,827.44)	
Net Deposits in Transit	3,048,774.51	
Controlled Disbursement Account	0.00	
Reconciling Items	510,535.25	(A)
		<b>(7,699,517.68)</b>

**TREASURER'S BALANCE**

**\$ 114,974,131.72**

**PARKING SYSTEM FACILITIES :**

Certified Fifth Third Bank Balance (#7021328955)	\$ 56,271.53
--	--------------

**Adjusted for :**

Outstanding Checks	\$	
Interest	(2.23)	
Net Deposits in Transit	2,036.01	
Reconciling Items	103.00	(B)
		<b>2,136.78</b>

**TREASURER'S BALANCE**

**\$ 58,408.31**

**RETIREMENT SYSTEM :**

Certified US Bank Balance	\$ 5,644,656.53
---------------------------	-----------------

**Adjusted for :**

Outstanding Checks	\$ (100,172.70)	
Interest	0.00	
Net Deposits in Transit	13,855,950.25	
Reconciling Items	0.02	(C)
		<b>13,755,777.57</b>

**TREASURER'S BALANCE**

**\$ 19,400,434.10**

**MISCELLANEOUS RECONCILING ITEMS**

<b>(A) <u>GENERAL ACCOUNT :</u></b>	<b>\$ 510,535.25</b>	504,909.34	Misc-Fifth Third
		5,625.91	Misc-US Bank
<b>(B) <u>PARKING ACCOUNT :</u></b>	<b>\$ 103.00</b>	0.00	Unreceipted Deposits
		0.00	Returned Items
		103.00	Receipt Discrepancies
		0.00	Service Charge
<b>(C) <u>RETIREMENT SYSTEM:</u></b>	<b>\$ 0.00</b>	0.00	Withdrawal Discrepancy
		0.00	Receipt Discrepancy
		0.00	Check disbursement error
		0.00	Service Charge

**Contacts: (As of 6/19/01)**

U.S. Bank - Donna Palmer (phone # 632-4752)

-Mary York is the person who sends information (Phone # 979-1752) (fax#979-1255)



050  
 RUN DATE: 12/14/2020  
 RUN TIME: 13.06.40

CITY OF CINCINNATI - DEPARTMENT OF FINANCE  
 DIVISION OF ACCOUNTS AND AUDITS  
 STATEMENT OF BALANCES - FUND SUMMARY  
 APPROPRIATED FUNDS  
 PRIOR YEAR BALANCES  
 AS OF 11 / 30 / 2020

PGM ID: CFSFA103  
 PAGE: 1

	ORIGINAL AUTHORIZATION	ADJUSTED AUTHORIZATION	EXPENDITURES AMOUNT	UNEXPENDED BALANCE	ENCUMBRANCE AMOUNT	UNENCUMBERED BALANCE	PRE-ENCUMBERED AMOUNT
<b>050 General FUND</b>	.00	12,857,636.15	8,144,987.92	4,712,648.23	2,435,804.48	2,276,843.75	.00
<b>101 Water Works FUND</b>	.00	8,200,621.01	3,511,038.24	4,689,582.77	3,501,983.35	1,187,599.42	.00
<b>102 Parking System Facilities FUND</b>	.00	774,764.37	252,246.68	522,517.69	522,517.69	.00	.00
<b>103 Convention-Exposition Center FUND</b>	.00	581,453.52	.00	581,453.52	581,453.52	.00	.00
<b>104 General Aviation FUND</b>	.00	113,612.88	59,381.30	54,231.58	54,231.58	.00	.00
<b>105 Municipal Golf FUND</b>	.00	44,656.73	9,082.36	35,574.37	19,857.00	15,717.37	.00
<b>107 Stormwater Management FUND</b>	.00	1,712,181.20	798,600.75	913,580.45	712,625.64	200,954.81	.00
<b>151 Bond Retirement - City FUND</b>	.00	212,372.52	58,389.69	153,982.83	153,982.83	.00	.00
<b>301 Street Const Maintenance &amp; Rep FUND</b>	.00	1,130,225.84	639,008.70	491,217.14	352,995.17	138,221.97	.00
<b>302 Income Tax Infrastructure FUND</b>	.00	601,939.59	302,779.17	299,160.42	268,997.62	30,162.80	.00
<b>303 Parking Meter FUND</b>	.00	148,471.87	55,871.78	92,600.09	92,600.09	.00	.00
<b>306 Municipal Motor Vehicle Lic Tx FUND</b>	.00	28,230.61	1,531.56	26,699.05	24,035.33	2,663.72	.00
<b>318 Sawyer Point FUND</b>	.00	97,055.20	54,237.11	42,818.09	15,642.00	27,176.09	.00
<b>323 Recreation Special Activities FUND</b>	.00	132,429.50	19,626.78	112,802.72	95,748.22	17,054.50	.00
<b>329 Cincinnati Riverfront Park FUND</b>	.00	71,616.19	17,289.34	54,326.85	20,860.50	33,466.35	.00
<b>347 Hazard Abatement Fund FUND</b>	.00	437,636.82	124,340.74	313,296.08	311,496.08	1,800.00	.00
<b>358 Bond Hill Roselawn Stabilization &amp; Revitalization Operations FUND</b>	.00	27,859.64	27,859.64	.00	.00	.00	.00
<b>364 911 Cell Phone Fees FUND</b>	.00	301,159.16	294,115.15	7,044.01	7,044.01	.00	.00
<b>377 Citizen Safety FUND</b>	.00	48,781.76	9,548.25	39,233.51	39,233.51	.00	.00

395  
 RUN DATE: 12/14/2020  
 RUN TIME: 13.06.40

CITY OF CINCINNATI - DEPARTMENT OF FINANCE  
 DIVISION OF ACCOUNTS AND AUDITS  
 STATEMENT OF BALANCES - FUND SUMMARY  
 APPROPRIATED FUNDS  
 PRIOR YEAR BALANCES  
 AS OF 11 / 30 / 2020

PGM ID: CFSFA103  
 PAGE: 2

	<u>ORIGINAL AUTHORIZATION</u>	<u>ADJUSTED AUTHORIZATION</u>	<u>EXPENDITURES AMOUNT</u>	<u>UNEXPENDED BALANCE</u>	<u>ENCUMBRANCE AMOUNT</u>	<u>UNENCUMBERED BALANCE</u>	<u>PRE-ENCUMBERED AMOUNT</u>
<b>395 Community Health Center FUND</b>	.00	748,791.93	274,941.75	473,850.18	250,740.09	223,110.09	.00
<b>416 CIncinnati Health District FUND</b>	.00	126,756.25	56,297.18	70,459.07	37,665.46	32,793.61	.00
<b>449 Cinti Area Geographic Info Sys FUND</b>	.00	596,391.18	74,150.99	522,240.19	522,240.19	.00	.00
<b>455 Streetcar Operations FUND</b>	.00	524,770.50	145,928.72	378,841.78	366,326.44	12,515.34	.00
<b>457 CLEAR FUND</b>	.00	209,553.06	140,368.90	69,184.16	69,184.16	.00	.00
<b>701 Metropolitan Sewer District FUND</b>	.00	233,984,844.75	81,262,471.53	152,722,373.22	17,901,894.08	134,820,479.14	162,004.15
<b>759 Income Tax Transit FUND</b>	.00	4,500.00	4,500.00	.00	.00	.00	.00

050  
RUN DATE: 12/14/2020  
RUN TIME: 13.06.45

CITY OF CINCINNATI - DEPARTMENT OF FINANCE  
DIVISION OF ACCOUNTS AND AUDITS  
STATEMENT OF BALANCES - FUND SUMMARY  
APPROPRIATED FUNDS  
CURRENT YEAR BALANCES  
AS OF 11 / 30 / 2020

PGM ID: CFSFA103  
PAGE: 1

	ORIGINAL AUTHORIZATION	ADJUSTED AUTHORIZATION	EXPENDITURES AMOUNT	UNEXPENDED BALANCE	ENCUMBRANCE AMOUNT	UNENCUMBERED BALANCE	PRE-ENCUMBERED AMOUNT
050 General FUND	392,019,597.00	396,579,412.00	155,582,556.16	240,996,855.84	14,564,151.79	226,432,704.05	138,028.71
PERCENT EXPENDED:	39.2	PERCENT EXPENDED AND ENCUMBERED:			42.9		

101  
RUN DATE: 12/14/2020  
RUN TIME: 13.06.45

CITY OF CINCINNATI - DEPARTMENT OF FINANCE  
DIVISION OF ACCOUNTS AND AUDITS  
STATEMENT OF BALANCES - FUND SUMMARY  
APPROPRIATED FUNDS  
CURRENT YEAR BALANCES  
AS OF 11 / 30 / 2020

PGM ID: CFSFA103  
PAGE: 2

Report 4

<u>ORIGINAL</u> <u>AUTHORIZATION</u>	<u>ADJUSTED</u> <u>AUTHORIZATION</u>	<u>EXPENDITURES</u> <u>AMOUNT</u>	<u>UNEXPENDED</u> <u>BALANCE</u>	<u>ENCUMBRANCE</u> <u>AMOUNT</u>	<u>UNENCUMBERED</u> <u>BALANCE</u>	<u>PRE-ENCUMBERED</u> <u>AMOUNT</u>
---	---	--------------------------------------	-------------------------------------	-------------------------------------	---------------------------------------	--

**101 Water Works FUND**

145,570,180.00	145,681,826.00	47,825,643.39	97,856,182.61	18,873,028.89	78,983,153.72	12,100.00
----------------	----------------	---------------	---------------	---------------	---------------	-----------

**PERCENT EXPENDED: 32.8 PERCENT EXPENDED AND ENCUMBERED: 45.8**

102  
RUN DATE: 12/14/2020  
RUN TIME: 13.06.45

CITY OF CINCINNATI - DEPARTMENT OF FINANCE  
DIVISION OF ACCOUNTS AND AUDITS  
STATEMENT OF BALANCES - FUND SUMMARY  
APPROPRIATED FUNDS  
CURRENT YEAR BALANCES  
AS OF 11 / 30 / 2020

PGM ID: CFSFA103  
PAGE: 3

Report 4

<u>ORIGINAL</u> <u>AUTHORIZATION</u>	<u>ADJUSTED</u> <u>AUTHORIZATION</u>	<u>EXPENDITURES</u> <u>AMOUNT</u>	<u>UNEXPENDED</u> <u>BALANCE</u>	<u>ENCUMBRANCE</u> <u>AMOUNT</u>	<u>UNENCUMBERED</u> <u>BALANCE</u>	<u>PRE-ENCUMBERED</u> <u>AMOUNT</u>
---	---	--------------------------------------	-------------------------------------	-------------------------------------	---------------------------------------	--

**102 Parking System Facilities FUND**

7,609,230.00	7,611,184.00	2,898,019.33	4,713,164.67	2,215,687.78	2,497,476.89	.00
--------------	--------------	--------------	--------------	--------------	--------------	-----

**PERCENT EXPENDED: 38.1 PERCENT EXPENDED AND ENCUMBERED: 67.2**

103  
RUN DATE: 12/14/2020  
RUN TIME: 13.06.45

CITY OF CINCINNATI - DEPARTMENT OF FINANCE  
DIVISION OF ACCOUNTS AND AUDITS  
STATEMENT OF BALANCES - FUND SUMMARY  
APPROPRIATED FUNDS  
CURRENT YEAR BALANCES  
AS OF 11 / 30 / 2020

PGM ID: CFSFA103  
PAGE: 4

Report 4

<u>ORIGINAL</u> <u>AUTHORIZATION</u>	<u>ADJUSTED</u> <u>AUTHORIZATION</u>	<u>EXPENDITURES</u> <u>AMOUNT</u>	<u>UNEXPENDED</u> <u>BALANCE</u>	<u>ENCUMBRANCE</u> <u>AMOUNT</u>	<u>UNENCUMBERED</u> <u>BALANCE</u>	<u>PRE-ENCUMBERED</u> <u>AMOUNT</u>
---	---	--------------------------------------	-------------------------------------	-------------------------------------	---------------------------------------	--

103 Convention-Exposition Center FUND

9,649,830.00	9,649,830.00	2,460,693.37	7,189,136.63	1,314,785.10	5,874,351.53	453,296.00
--------------	--------------	--------------	--------------	--------------	--------------	------------

PERCENT EXPENDED: 25.5 PERCENT EXPENDED AND ENCUMBERED: 39.1

104  
RUN DATE: 12/14/2020  
RUN TIME: 13.06.45

CITY OF CINCINNATI - DEPARTMENT OF FINANCE  
DIVISION OF ACCOUNTS AND AUDITS  
STATEMENT OF BALANCES - FUND SUMMARY  
APPROPRIATED FUNDS  
CURRENT YEAR BALANCES  
AS OF 11 / 30 / 2020

PGM ID: CFSFA103  
PAGE: 5

	<u>ORIGINAL AUTHORIZATION</u>	<u>ADJUSTED AUTHORIZATION</u>	<u>EXPENDITURES AMOUNT</u>	<u>UNEXPENDED BALANCE</u>	<u>ENCUMBRANCE AMOUNT</u>	<u>UNENCUMBERED BALANCE</u>	<u>PRE-ENCUMBERED AMOUNT</u>
104 General Aviation FUND							
	2,189,590.00	2,193,254.00	806,407.04	1,386,846.96	192,673.95	1,194,173.01	.00
PERCENT EXPENDED:	36.8	PERCENT EXPENDED AND ENCUMBERED:		45.6			

105  
RUN DATE: 12/14/2020  
RUN TIME: 13.06.45

CITY OF CINCINNATI - DEPARTMENT OF FINANCE  
DIVISION OF ACCOUNTS AND AUDITS  
STATEMENT OF BALANCES - FUND SUMMARY  
APPROPRIATED FUNDS  
CURRENT YEAR BALANCES  
AS OF 11 / 30 / 2020

PGM ID: CFSFA103  
PAGE: 6

	<u>ORIGINAL</u> <u>AUTHORIZATION</u>	<u>ADJUSTED</u> <u>AUTHORIZATION</u>	<u>EXPENDITURES</u> <u>AMOUNT</u>	<u>UNEXPENDED</u> <u>BALANCE</u>	<u>ENCUMBRANCE</u> <u>AMOUNT</u>	<u>UNENCUMBERED</u> <u>BALANCE</u>	<u>PRE-ENCUMBERED</u> <u>AMOUNT</u>
105 Municipal Golf FUND							
	5,588,820.00	5,588,820.00	2,383,760.91	3,205,059.09	177,949.32	3,027,109.77	.00
PERCENT EXPENDED:	42.7	PERCENT EXPENDED AND ENCUMBERED:		45.8			



107  
RUN DATE: 12/14/2020  
RUN TIME: 13.06.45

CITY OF CINCINNATI - DEPARTMENT OF FINANCE  
DIVISION OF ACCOUNTS AND AUDITS  
STATEMENT OF BALANCES - FUND SUMMARY  
APPROPRIATED FUNDS  
CURRENT YEAR BALANCES  
AS OF 11 / 30 / 2020

PGM ID: CFSFA103  
PAGE: 7

Report 4

	<u>ORIGINAL AUTHORIZATION</u>	<u>ADJUSTED AUTHORIZATION</u>	<u>EXPENDITURES AMOUNT</u>	<u>UNEXPENDED BALANCE</u>	<u>ENCUMBRANCE AMOUNT</u>	<u>UNENCUMBERED BALANCE</u>	<u>PRE-ENCUMBERED AMOUNT</u>
<i>107 Stormwater Management FUND</i>							
	24,301,890.00	24,348,151.00	7,882,535.49	16,465,615.51	1,634,241.65	14,831,373.86	43,161.00
<i>PERCENT EXPENDED:</i>	<i>32.4</i>	<i>PERCENT EXPENDED AND ENCUMBERED:</i>		<i>39.1</i>			

151  
RUN DATE: 12/14/2020  
RUN TIME: 13.06.45

CITY OF CINCINNATI - DEPARTMENT OF FINANCE  
DIVISION OF ACCOUNTS AND AUDITS  
STATEMENT OF BALANCES - FUND SUMMARY  
APPROPRIATED FUNDS  
CURRENT YEAR BALANCES  
AS OF 11 / 30 / 2020

PGM ID: CFSFA103  
PAGE: 8

Report 4

<u>ORIGINAL AUTHORIZATION</u>	<u>ADJUSTED AUTHORIZATION</u>	<u>EXPENDITURES AMOUNT</u>	<u>UNEXPENDED BALANCE</u>	<u>ENCUMBRANCE AMOUNT</u>	<u>UNENCUMBERED BALANCE</u>	<u>PRE-ENCUMBERED AMOUNT</u>
<i>151 Bond Retirement - City FUND</i>						
147,511,030.00	147,607,716.00	59,575,569.39	88,032,146.61	.00	88,032,146.61	.00
<i>PERCENT EXPENDED: 40.4 PERCENT EXPENDED AND ENCUMBERED:</i>			<i>40.4</i>			

301  
RUN DATE: 12/14/2020  
RUN TIME: 13.06.45

CITY OF CINCINNATI - DEPARTMENT OF FINANCE  
DIVISION OF ACCOUNTS AND AUDITS  
STATEMENT OF BALANCES - FUND SUMMARY  
APPROPRIATED FUNDS  
CURRENT YEAR BALANCES  
AS OF 11 / 30 / 2020

	<u>ORIGINAL</u> <u>AUTHORIZATION</u>	<u>ADJUSTED</u> <u>AUTHORIZATION</u>	<u>EXPENDITURES</u> <u>AMOUNT</u>	<u>UNEXPENDED</u> <u>BALANCE</u>	<u>ENCUMBRANCE</u> <u>AMOUNT</u>	<u>UNENCUMBERED</u> <u>BALANCE</u>	<u>PRE-ENCUMBERED</u> <u>AMOUNT</u>
301 Street Const Maintenance & Rep FUND	15,401,690.00	15,406,511.00	4,699,978.27	10,706,532.73	1,158,511.50	9,548,021.23	.00
PERCENT EXPENDED:	30.5	PERCENT EXPENDED AND ENCUMBERED:			38.0		

302  
RUN DATE: 12/14/2020  
RUN TIME: 13.06.45

CITY OF CINCINNATI - DEPARTMENT OF FINANCE  
DIVISION OF ACCOUNTS AND AUDITS  
STATEMENT OF BALANCES - FUND SUMMARY  
APPROPRIATED FUNDS  
CURRENT YEAR BALANCES  
AS OF 11 / 30 / 2020

	<u>ORIGINAL AUTHORIZATION</u>	<u>ADJUSTED AUTHORIZATION</u>	<u>EXPENDITURES AMOUNT</u>	<u>UNEXPENDED BALANCE</u>	<u>ENCUMBRANCE AMOUNT</u>	<u>UNENCUMBERED BALANCE</u>	<u>PRE-ENCUMBERED AMOUNT</u>
302 Income Tax Infrastructure FUND	19,660,020.00	19,722,486.00	8,010,812.70	11,711,673.30	499,266.47	11,212,406.83	.00
PERCENT EXPENDED: 40.6 PERCENT EXPENDED AND ENCUMBERED:				43.1			

303  
RUN DATE: 12/14/2020  
RUN TIME: 13.06.45

CITY OF CINCINNATI - DEPARTMENT OF FINANCE  
DIVISION OF ACCOUNTS AND AUDITS  
STATEMENT OF BALANCES - FUND SUMMARY  
APPROPRIATED FUNDS  
CURRENT YEAR BALANCES  
AS OF 11 / 30 / 2020

PGM ID: CFSFA103  
PAGE: 11

	ORIGINAL AUTHORIZATION	ADJUSTED AUTHORIZATION	EXPENDITURES AMOUNT	UNEXPENDED BALANCE	ENCUMBRANCE AMOUNT	UNENCUMBERED BALANCE	PRE-ENCUMBERED AMOUNT
303 Parking Meter FUND							
	4,397,960.00	4,397,960.00	1,335,130.76	3,062,829.24	444,025.49	2,618,803.75	.00
PERCENT EXPENDED:	30.4	PERCENT EXPENDED AND ENCUMBERED:		40.5			

306  
RUN DATE: 12/14/2020  
RUN TIME: 13.06.45

CITY OF CINCINNATI - DEPARTMENT OF FINANCE  
DIVISION OF ACCOUNTS AND AUDITS  
STATEMENT OF BALANCES - FUND SUMMARY  
APPROPRIATED FUNDS  
CURRENT YEAR BALANCES  
AS OF 11 / 30 / 2020

PGM ID: CFSFA103  
PAGE: 12

	<u>ORIGINAL</u> <u>AUTHORIZATION</u>	<u>ADJUSTED</u> <u>AUTHORIZATION</u>	<u>EXPENDITURES</u> <u>AMOUNT</u>	<u>UNEXPENDED</u> <u>BALANCE</u>	<u>ENCUMBRANCE</u> <u>AMOUNT</u>	<u>UNENCUMBERED</u> <u>BALANCE</u>	<u>PRE-ENCUMBERED</u> <u>AMOUNT</u>
306 Municipal Motor Vehicle Lic Tx FUND							
	3,703,100.00	3,703,100.00	1,020,295.42	2,682,804.58	91,257.26	2,591,547.32	.00
PERCENT EXPENDED:	27.6	PERCENT EXPENDED AND ENCUMBERED:		30.0			

318  
RUN DATE: 12/14/2020  
RUN TIME: 13.06.45

CITY OF CINCINNATI - DEPARTMENT OF FINANCE  
DIVISION OF ACCOUNTS AND AUDITS  
STATEMENT OF BALANCES - FUND SUMMARY  
APPROPRIATED FUNDS  
CURRENT YEAR BALANCES  
AS OF 11 / 30 / 2020

PGM ID: CFSFA103  
PAGE: 13

	<u>ORIGINAL</u> <u>AUTHORIZATION</u>	<u>ADJUSTED</u> <u>AUTHORIZATION</u>	<u>EXPENDITURES</u> <u>AMOUNT</u>	<u>UNEXPENDED</u> <u>BALANCE</u>	<u>ENCUMBRANCE</u> <u>AMOUNT</u>	<u>UNENCUMBERED</u> <u>BALANCE</u>	<u>PRE-ENCUMBERED</u> <u>AMOUNT</u>
318 Sawyer Point FUND							
	1,547,430.00	1,547,430.00	176,233.98	1,371,196.02	64,617.61	1,306,578.41	.00
PERCENT EXPENDED:	11.4	PERCENT EXPENDED AND ENCUMBERED:		15.6			

323  
RUN DATE: 12/14/2020  
RUN TIME: 13.06.45

CITY OF CINCINNATI - DEPARTMENT OF FINANCE  
DIVISION OF ACCOUNTS AND AUDITS  
STATEMENT OF BALANCES - FUND SUMMARY  
APPROPRIATED FUNDS  
CURRENT YEAR BALANCES  
AS OF 11 / 30 / 2020

PGM ID: CFSFA103  
PAGE: 14

	ORIGINAL AUTHORIZATION	ADJUSTED AUTHORIZATION	EXPENDITURES AMOUNT	UNEXPENDED BALANCE	ENCUMBRANCE AMOUNT	UNENCUMBERED BALANCE	PRE-ENCUMBERED AMOUNT
323 Recreation Special Activities FUND							
	6,254,590.00	6,254,590.00	1,118,227.46	5,136,362.54	170,053.98	4,966,308.56	.00
PERCENT EXPENDED:	17.9	PERCENT EXPENDED AND ENCUMBERED:		20.6			



329  
RUN DATE: 12/14/2020  
RUN TIME: 13.06.45

CITY OF CINCINNATI - DEPARTMENT OF FINANCE  
DIVISION OF ACCOUNTS AND AUDITS  
STATEMENT OF BALANCES - FUND SUMMARY  
APPROPRIATED FUNDS  
CURRENT YEAR BALANCES  
AS OF 11 / 30 / 2020

	<u>ORIGINAL</u> <u>AUTHORIZATION</u>	<u>ADJUSTED</u> <u>AUTHORIZATION</u>	<u>EXPENDITURES</u> <u>AMOUNT</u>	<u>UNEXPENDED</u> <u>BALANCE</u>	<u>ENCUMBRANCE</u> <u>AMOUNT</u>	<u>UNENCUMBERED</u> <u>BALANCE</u>	<u>PRE-ENCUMBERED</u> <u>AMOUNT</u>
329 Cincinnati Riverfront Park FUND							
	1,025,830.00	1,025,830.00	120,603.48	905,226.52	27,292.18	877,934.34	.00
PERCENT EXPENDED: 11.8 PERCENT EXPENDED AND ENCUMBERED:				14.4			

347  
RUN DATE: 12/14/2020  
RUN TIME: 13.06.45

CITY OF CINCINNATI - DEPARTMENT OF FINANCE  
DIVISION OF ACCOUNTS AND AUDITS  
STATEMENT OF BALANCES - FUND SUMMARY  
APPROPRIATED FUNDS  
CURRENT YEAR BALANCES  
AS OF 11 / 30 / 2020

PGM ID: CFSFA103  
PAGE: 16

	<u>ORIGINAL</u> <u>AUTHORIZATION</u>	<u>ADJUSTED</u> <u>AUTHORIZATION</u>	<u>EXPENDITURES</u> <u>AMOUNT</u>	<u>UNEXPENDED</u> <u>BALANCE</u>	<u>ENCUMBRANCE</u> <u>AMOUNT</u>	<u>UNENCUMBERED</u> <u>BALANCE</u>	<u>PRE-ENCUMBERED</u> <u>AMOUNT</u>
347 Hazard Abatement Fund FUND							
	2,728,810.00	2,728,810.00	562,138.97	2,166,671.03	13,757.06	2,152,913.97	.00
PERCENT EXPENDED: 20.6 PERCENT EXPENDED AND ENCUMBERED:				21.1			

358  
RUN DATE: 12/14/2020  
RUN TIME: 13.06.45

CITY OF CINCINNATI - DEPARTMENT OF FINANCE  
DIVISION OF ACCOUNTS AND AUDITS  
STATEMENT OF BALANCES - FUND SUMMARY  
APPROPRIATED FUNDS  
CURRENT YEAR BALANCES  
AS OF 11 / 30 / 2020

ORIGINAL AUTHORIZATION	ADJUSTED AUTHORIZATION	EXPENDITURES AMOUNT	UNEXPENDED BALANCE	ENCUMBRANCE AMOUNT	UNENCUMBERED BALANCE	PRE-ENCUMBERED AMOUNT
<b>358 Bond Hill Roselawn Stabilization &amp; Revitalization Operations FUND</b>						
200,000.00	200,000.00	101,467.53	98,532.47	.00	98,532.47	.00
<b>PERCENT EXPENDED: 50.7</b>		<b>PERCENT EXPENDED AND ENCUMBERED:</b>		<b>50.7</b>		

364  
RUN DATE: 12/14/2020  
RUN TIME: 13.06.45

CITY OF CINCINNATI - DEPARTMENT OF FINANCE  
DIVISION OF ACCOUNTS AND AUDITS  
STATEMENT OF BALANCES - FUND SUMMARY  
APPROPRIATED FUNDS  
CURRENT YEAR BALANCES  
AS OF 11 / 30 / 2020

	<u>ORIGINAL AUTHORIZATION</u>	<u>ADJUSTED AUTHORIZATION</u>	<u>EXPENDITURES AMOUNT</u>	<u>UNEXPENDED BALANCE</u>	<u>ENCUMBRANCE AMOUNT</u>	<u>UNENCUMBERED BALANCE</u>	<u>PRE-ENCUMBERED AMOUNT</u>
364 911 Cell Phone Fees FUND							
	1,631,830.00	1,631,830.00	36,306.34	1,595,523.66	2,604.45	1,592,919.21	.00
PERCENT EXPENDED:	2.2	PERCENT EXPENDED AND ENCUMBERED:	2.4				

377  
RUN DATE: 12/14/2020  
RUN TIME: 13.06.45

CITY OF CINCINNATI - DEPARTMENT OF FINANCE  
DIVISION OF ACCOUNTS AND AUDITS  
STATEMENT OF BALANCES - FUND SUMMARY  
APPROPRIATED FUNDS  
CURRENT YEAR BALANCES  
AS OF 11 / 30 / 2020

PGM ID: CFSFA103  
PAGE: 19

Report 4

	<u>ORIGINAL AUTHORIZATION</u>	<u>ADJUSTED AUTHORIZATION</u>	<u>EXPENDITURES AMOUNT</u>	<u>UNEXPENDED BALANCE</u>	<u>ENCUMBRANCE AMOUNT</u>	<u>UNENCUMBERED BALANCE</u>	<u>PRE-ENCUMBERED AMOUNT</u>
377 Citizen Safety FUND							
	51,010.00	51,010.00	.00	51,010.00	.00	51,010.00	.00
PERCENT EXPENDED:	.0	PERCENT EXPENDED AND ENCUMBERED:		.0			

395  
RUN DATE: 12/14/2020  
RUN TIME: 13.06.45

CITY OF CINCINNATI - DEPARTMENT OF FINANCE  
DIVISION OF ACCOUNTS AND AUDITS  
STATEMENT OF BALANCES - FUND SUMMARY  
APPROPRIATED FUNDS  
CURRENT YEAR BALANCES  
AS OF 11 / 30 / 2020

PGM ID: CFSFA103  
PAGE: 20

	<u>ORIGINAL AUTHORIZATION</u>	<u>ADJUSTED AUTHORIZATION</u>	<u>EXPENDITURES AMOUNT</u>	<u>UNEXPENDED BALANCE</u>	<u>ENCUMBRANCE AMOUNT</u>	<u>UNENCUMBERED BALANCE</u>	<u>PRE-ENCUMBERED AMOUNT</u>
395 Community Health Center FUND	22,969,280.00	23,024,275.00	4,285,420.21	18,738,854.79	3,016,370.50	15,722,484.29	16,935.00
PERCENT EXPENDED:	18.6	PERCENT EXPENDED AND ENCUMBERED:		31.7			

416  
RUN DATE: 12/14/2020  
RUN TIME: 13.06.45

CITY OF CINCINNATI - DEPARTMENT OF FINANCE  
DIVISION OF ACCOUNTS AND AUDITS  
STATEMENT OF BALANCES - FUND SUMMARY  
APPROPRIATED FUNDS  
CURRENT YEAR BALANCES  
AS OF 11 / 30 / 2020

	ORIGINAL AUTHORIZATION	ADJUSTED AUTHORIZATION	EXPENDITURES AMOUNT	UNEXPENDED BALANCE	ENCUMBRANCE AMOUNT	UNENCUMBERED BALANCE	PRE-ENCUMBERED AMOUNT
416 Cincinnati Health District FUND							
	18,039,740.00	18,118,170.00	6,809,944.66	11,308,225.34	350,306.40	10,957,918.94	.00
PERCENT EXPENDED:	37.6	PERCENT EXPENDED AND ENCUMBERED:			39.5		

449  
RUN DATE: 12/14/2020  
RUN TIME: 13.06.45

CITY OF CINCINNATI - DEPARTMENT OF FINANCE  
DIVISION OF ACCOUNTS AND AUDITS  
STATEMENT OF BALANCES - FUND SUMMARY  
APPROPRIATED FUNDS  
CURRENT YEAR BALANCES  
AS OF 11 / 30 / 2020

	<u>ORIGINAL AUTHORIZATION</u>	<u>ADJUSTED AUTHORIZATION</u>	<u>EXPENDITURES AMOUNT</u>	<u>UNEXPENDED BALANCE</u>	<u>ENCUMBRANCE AMOUNT</u>	<u>UNENCUMBERED BALANCE</u>	<u>PRE-ENCUMBERED AMOUNT</u>
449 Cinti Area Geographic Info Sys FUND							
	4,522,230.00	4,535,410.00	1,511,025.50	3,024,384.50	556,978.51	2,467,405.99	.00
PERCENT EXPENDED: 33.3 PERCENT EXPENDED AND ENCUMBERED:				45.6			



455  
RUN DATE: 12/14/2020  
RUN TIME: 13.06.45

CITY OF CINCINNATI - DEPARTMENT OF FINANCE  
DIVISION OF ACCOUNTS AND AUDITS  
STATEMENT OF BALANCES - FUND SUMMARY  
APPROPRIATED FUNDS  
CURRENT YEAR BALANCES  
AS OF 11 / 30 / 2020

PGM ID: CFSFA103  
PAGE: 23

	<u>ORIGINAL</u> <u>AUTHORIZATION</u>	<u>ADJUSTED</u> <u>AUTHORIZATION</u>	<u>EXPENDITURES</u> <u>AMOUNT</u>	<u>UNEXPENDED</u> <u>BALANCE</u>	<u>ENCUMBRANCE</u> <u>AMOUNT</u>	<u>UNENCUMBERED</u> <u>BALANCE</u>	<u>PRE-ENCUMBERED</u> <u>AMOUNT</u>
<b>455 Streetcar Operations FUND</b>							
	2,981,320.00	3,980,787.00	907,784.02	3,073,002.98	1,449,880.46	1,623,122.52	.00
<b>PERCENT EXPENDED: 22.8 PERCENT EXPENDED AND ENCUMBERED:</b>				59.2			

457  
RUN DATE: 12/14/2020  
RUN TIME: 13.06.45

CITY OF CINCINNATI - DEPARTMENT OF FINANCE  
DIVISION OF ACCOUNTS AND AUDITS  
STATEMENT OF BALANCES - FUND SUMMARY  
APPROPRIATED FUNDS  
CURRENT YEAR BALANCES  
AS OF 11 / 30 / 2020

	<u>ORIGINAL AUTHORIZATION</u>	<u>ADJUSTED AUTHORIZATION</u>	<u>EXPENDITURES AMOUNT</u>	<u>UNEXPENDED BALANCE</u>	<u>ENCUMBRANCE AMOUNT</u>	<u>UNENCUMBERED BALANCE</u>	<u>PRE-ENCUMBERED AMOUNT</u>
457 CLEAR FUND	5,355,880.00	5,363,140.00	1,047,390.43	4,315,749.57	337,080.97	3,978,668.60	.00
PERCENT EXPENDED:	19.5	PERCENT EXPENDED AND ENCUMBERED:		25.8			

759  
RUN DATE: 12/14/2020  
RUN TIME: 13.06.45

CITY OF CINCINNATI - DEPARTMENT OF FINANCE  
DIVISION OF ACCOUNTS AND AUDITS  
STATEMENT OF BALANCES - FUND SUMMARY  
APPROPRIATED FUNDS  
CURRENT YEAR BALANCES  
AS OF 11 / 30 / 2020

PGM ID: CFSFA103  
PAGE: 25

Report 4

<u>ORIGINAL AUTHORIZATION</u>	<u>ADJUSTED AUTHORIZATION</u>	<u>EXPENDITURES AMOUNT</u>	<u>UNEXPENDED BALANCE</u>	<u>ENCUMBRANCE AMOUNT</u>	<u>UNENCUMBERED BALANCE</u>	<u>PRE-ENCUMBERED AMOUNT</u>
-----------------------------------	-----------------------------------	--------------------------------	-------------------------------	-------------------------------	---------------------------------	----------------------------------

**759 Income Tax Transit FUND**

17,401,549.00	21,903,949.00	17,091,974.78	4,811,974.22	3,023,250.00	1,788,724.22	.00
---------------	---------------	---------------	--------------	--------------	--------------	-----

**PERCENT EXPENDED: 78.0 PERCENT EXPENDED AND ENCUMBERED: 91.8**

101 304  
 RUN DATE: 12/14/2020  
 RUN TIME: 13.06.50

CITY OF CINCINNATI - DEPARTMENT OF FINANCE  
 DIVISION OF ACCOUNTS AND AUDITS  
 STATEMENT OF BALANCES  
 APPROPRIATED FUNDS  
 AS OF 11 / 30 / 2020

PGM ID: CFSFA104  
 PAGE: 1

FY	FND	AGY	OBJT	ORIGINAL AUTHORIZATION	ADJUSTED AUTHORIZATION	EXPENDITURES AMOUNT	UNEXPENDED BALANCE	ENCUMBRANCE AMOUNT	UNENCUMBERED BALANCE	PRE-ENCUMBERED AMOUNT
<b>101 Water Works FUND</b>										
<b>300 Department Of Water Works</b>										
<b>304 Water Works, Div Of Distribution</b>										
2017	101	304	7200	.00	63,779.22	947.60	62,831.62	62,831.62	.00	.00
<b>DIVISION TOTALS:</b>				<b>.00</b>	<b>63,779.22</b>	<b>947.60</b>	<b>62,831.62</b>	<b>62,831.62</b>	<b>.00</b>	<b>.00</b>
<b>DEPARTMENT TOTALS:</b>				<b>.00</b>	<b>63,779.22</b>	<b>947.60</b>	<b>62,831.62</b>	<b>62,831.62</b>	<b>.00</b>	<b>.00</b>
<b>PERCENT EXPENDED:</b>				<b>1.5</b>	<b>PERCENT EXPENDED AND ENCUMBERED: 100.0</b>					
 <b>449 Cinti Area Geographic Info Sys FUND</b>										
<b>090 Enterprise Technology Solution</b>										
<b>091 Enterprise Technology Solutions</b>										
2017	449	091	7200	.00	459,195.14	.00	459,195.14	459,195.14	.00	.00
<b>DIVISION TOTALS:</b>				<b>.00</b>	<b>459,195.14</b>	<b>.00</b>	<b>459,195.14</b>	<b>459,195.14</b>	<b>.00</b>	<b>.00</b>
<b>DEPARTMENT TOTALS:</b>				<b>.00</b>	<b>459,195.14</b>	<b>.00</b>	<b>459,195.14</b>	<b>459,195.14</b>	<b>.00</b>	<b>.00</b>
<b>PERCENT EXPENDED:</b>				<b>.0</b>	<b>PERCENT EXPENDED AND ENCUMBERED: 100.0</b>					
 <b>701 Metropolitan Sewer District FUND</b>										
<b>940 Govt'Al &amp; Prof'Al Services</b>										
<b>944 General Fund Overhead</b>										
2017	701	944	7200	.00	260,760.47	.00	260,760.47	260,760.47	.00	.00
<b>DIVISION TOTALS:</b>				<b>.00</b>	<b>260,760.47</b>	<b>.00</b>	<b>260,760.47</b>	<b>260,760.47</b>	<b>.00</b>	<b>.00</b>
<b>DEPARTMENT TOTALS:</b>				<b>.00</b>	<b>260,760.47</b>	<b>.00</b>	<b>260,760.47</b>	<b>260,760.47</b>	<b>.00</b>	<b>.00</b>
<b>PERCENT EXPENDED:</b>				<b>.0</b>	<b>PERCENT EXPENDED AND ENCUMBERED: 100.0</b>					
 <b>050 General FUND</b>										
<b>130 Department Of Finance</b>										
<b>136 Finance, Income Tax</b>										
2018	050	136	7400	.00	44,930.00	.00	44,930.00	44,930.00	.00	.00
<b>DIVISION TOTALS:</b>				<b>.00</b>	<b>44,930.00</b>	<b>.00</b>	<b>44,930.00</b>	<b>44,930.00</b>	<b>.00</b>	<b>.00</b>
 <b>137 Finance, Purchasing</b>										
2018	050	137	7200	.00	127,620.90	48,750.00	78,870.90	78,870.90	.00	.00
<b>DIVISION TOTALS:</b>				<b>.00</b>	<b>127,620.90</b>	<b>48,750.00</b>	<b>78,870.90</b>	<b>78,870.90</b>	<b>.00</b>	<b>.00</b>
<b>DEPARTMENT TOTALS:</b>				<b>.00</b>	<b>172,550.90</b>	<b>48,750.00</b>	<b>123,800.90</b>	<b>123,800.90</b>	<b>.00</b>	<b>.00</b>
<b>PERCENT EXPENDED:</b>				<b>28.3</b>	<b>PERCENT EXPENDED AND ENCUMBERED: 100.0</b>					
 <b>210 Dept Of Bldgs &amp; Inspections</b>										
<b>212 Bldg &amp; Inspections, Licenses &amp; Permits</b>										
2018	050	212	7400	.00	80,699.29	.00	80,699.29	80,699.29	.00	.00
<b>DIVISION TOTALS:</b>				<b>.00</b>	<b>80,699.29</b>	<b>.00</b>	<b>80,699.29</b>	<b>80,699.29</b>	<b>.00</b>	<b>.00</b>
<b>DEPARTMENT TOTALS:</b>				<b>.00</b>	<b>80,699.29</b>	<b>.00</b>	<b>80,699.29</b>	<b>80,699.29</b>	<b>.00</b>	<b>.00</b>
<b>PERCENT EXPENDED:</b>				<b>.0</b>	<b>PERCENT EXPENDED AND ENCUMBERED: 100.0</b>					

050 924  
 RUN DATE: 12/14/2020  
 RUN TIME: 13.06.50

CITY OF CINCINNATI - DEPARTMENT OF FINANCE  
 DIVISION OF ACCOUNTS AND AUDITS  
 STATEMENT OF BALANCES  
 APPROPRIATED FUNDS  
 AS OF 11 / 30 / 2020

PGM ID: CFSFA104  
 PAGE: 2

FY	FND	AGY	OBJT	ORIGINAL AUTHORIZATION	ADJUSTED AUTHORIZATION	EXPENDITURES AMOUNT	UNEXPENDED BALANCE	ENCUMBRANCE AMOUNT	UNENCUMBERED BALANCE	PRE-ENCUMBERED AMOUNT
<b>920 Employee Benefits (Cont)</b>										
<b>924 Lump Sum Payment</b>										
2018	050	924	7100	.00	3,012.60	.00	3,012.60	.00	3,012.60	.00
<b>DIVISION TOTALS:</b>				<b>.00</b>	<b>3,012.60</b>	<b>.00</b>	<b>3,012.60</b>	<b>.00</b>	<b>3,012.60</b>	<b>.00</b>
<b>DEPARTMENT TOTALS:</b>				<b>.00</b>	<b>3,012.60</b>	<b>.00</b>	<b>3,012.60</b>	<b>.00</b>	<b>3,012.60</b>	<b>.00</b>
<b>PERCENT EXPENDED:</b>				<b>.0</b>	<b>PERCENT EXPENDED AND ENCUMBERED:</b>					
								<b>.0</b>		
<b>950 Miscellaneous Accounts</b>										
<b>951 Judgments Against The City</b>										
2018	050	951	7400	.00	52,256.33	52,256.33	.00	.00	.00	.00
<b>DIVISION TOTALS:</b>				<b>.00</b>	<b>52,256.33</b>	<b>52,256.33</b>	<b>.00</b>	<b>.00</b>	<b>.00</b>	<b>.00</b>
<b>952 Enterprise Software and Licenses</b>										
2018	050	952	7400	.00	28,400.63	.00	28,400.63	28,400.63	.00	.00
<b>DIVISION TOTALS:</b>				<b>.00</b>	<b>28,400.63</b>	<b>.00</b>	<b>28,400.63</b>	<b>28,400.63</b>	<b>.00</b>	<b>.00</b>
<b>DEPARTMENT TOTALS:</b>				<b>.00</b>	<b>80,656.96</b>	<b>52,256.33</b>	<b>28,400.63</b>	<b>28,400.63</b>	<b>.00</b>	<b>.00</b>
<b>PERCENT EXPENDED:</b>				<b>64.8</b>	<b>PERCENT EXPENDED AND ENCUMBERED:</b>					
								<b>100.0</b>		
<b>101 Water Works FUND</b>										
<b>300 Department Of Water Works</b>										
<b>301 Water Works, Business Service</b>										
2018	101	301	7400	.00	650,000.00	.00	650,000.00	650,000.00	.00	.00
<b>DIVISION TOTALS:</b>				<b>.00</b>	<b>650,000.00</b>	<b>.00</b>	<b>650,000.00</b>	<b>650,000.00</b>	<b>.00</b>	<b>.00</b>
<b>DEPARTMENT TOTALS:</b>				<b>.00</b>	<b>650,000.00</b>	<b>.00</b>	<b>650,000.00</b>	<b>650,000.00</b>	<b>.00</b>	<b>.00</b>
<b>PERCENT EXPENDED:</b>				<b>.0</b>	<b>PERCENT EXPENDED AND ENCUMBERED:</b>					
								<b>100.0</b>		
<b>107 Stormwater Management FUND</b>										
<b>310 Open</b>										
<b>311 Stormwater Management Utility</b>										
2018	107	311	7200	.00	40,706.46	.00	40,706.46	40,706.46	.00	.00
<b>DIVISION TOTALS:</b>				<b>.00</b>	<b>40,706.46</b>	<b>.00</b>	<b>40,706.46</b>	<b>40,706.46</b>	<b>.00</b>	<b>.00</b>
<b>DEPARTMENT TOTALS:</b>				<b>.00</b>	<b>40,706.46</b>	<b>.00</b>	<b>40,706.46</b>	<b>40,706.46</b>	<b>.00</b>	<b>.00</b>
<b>PERCENT EXPENDED:</b>				<b>.0</b>	<b>PERCENT EXPENDED AND ENCUMBERED:</b>					
								<b>100.0</b>		
<b>347 Hazard Abatement Fund FUND</b>										
<b>210 Dept Of Bldgs &amp; Inspections</b>										
<b>212 Bldg &amp; Inspections, Licenses &amp; Permits</b>										
2018	347	212	7200	.00	41,305.00	.00	41,305.00	41,305.00	.00	.00
<b>DIVISION TOTALS:</b>				<b>.00</b>	<b>41,305.00</b>	<b>.00</b>	<b>41,305.00</b>	<b>41,305.00</b>	<b>.00</b>	<b>.00</b>
<b>DEPARTMENT TOTALS:</b>				<b>.00</b>	<b>41,305.00</b>	<b>.00</b>	<b>41,305.00</b>	<b>41,305.00</b>	<b>.00</b>	<b>.00</b>
<b>PERCENT EXPENDED:</b>				<b>.0</b>	<b>PERCENT EXPENDED AND ENCUMBERED:</b>					
								<b>100.0</b>		

449 091  
 RUN DATE: 12/14/2020  
 RUN TIME: 13.06.50

CITY OF CINCINNATI - DEPARTMENT OF FINANCE  
 DIVISION OF ACCOUNTS AND AUDITS  
 STATEMENT OF BALANCES  
 APPROPRIATED FUNDS  
 AS OF 11 / 30 / 2020

PGM ID: CFSFA104  
 PAGE: 3

FY	FND	AGY	OBJT	ORIGINAL AUTHORIZATION	ADJUSTED AUTHORIZATION	EXPENDITURES AMOUNT	UNEXPENDED BALANCE	ENCUMBRANCE AMOUNT	UNENCUMBERED BALANCE	PRE-ENCUMBERED AMOUNT
449 Cinti Area Geographic Info Sys FUND										
090 Enterprise Technology Solution										
091 Enterprise Technology Solutions										
2018	449	091	7200	.00	21,379.53	.00	21,379.53	21,379.53	.00	.00
DIVISION TOTALS:				.00	21,379.53	.00	21,379.53	21,379.53	.00	.00
DEPARTMENT TOTALS:				.00	21,379.53	.00	21,379.53	21,379.53	.00	.00
PERCENT EXPENDED:				.0	PERCENT EXPENDED AND ENCUMBERED: 100.0					
701 Metropolitan Sewer District FUND										
940 Govt'Al & Prof'Al Services										
944 General Fund Overhead										
2018	701	944	7200	.00	249,781.00	.00	249,781.00	249,781.00	.00	.00
DIVISION TOTALS:				.00	249,781.00	.00	249,781.00	249,781.00	.00	.00
DEPARTMENT TOTALS:				.00	249,781.00	.00	249,781.00	249,781.00	.00	.00
PERCENT EXPENDED:				.0	PERCENT EXPENDED AND ENCUMBERED: 100.0					
050 General FUND										
010 Office Of The Clerk Of Council										
041 Office Of The Clerk Of Council										
2019	050	041	7200	.00	30,000.00	30,000.00	.00	.00	.00	.00
DIVISION TOTALS:				.00	30,000.00	30,000.00	.00	.00	.00	.00
DEPARTMENT TOTALS:				.00	30,000.00	30,000.00	.00	.00	.00	.00
PERCENT EXPENDED:				100.0	PERCENT EXPENDED AND ENCUMBERED: 100.0					
100 Office Of The City Manager										
103 Emergency Communications										
2019	050	103	7200	.00	2,337.50	.00	2,337.50	.00	2,337.50	.00
DIVISION TOTALS:				.00	2,337.50	.00	2,337.50	.00	2,337.50	.00
104 Office Of Environmental Qualities										
2019	050	104	7400	.00	2,800.00	.00	2,800.00	2,800.00	.00	.00
DIVISION TOTALS:				.00	2,800.00	.00	2,800.00	2,800.00	.00	.00
DEPARTMENT TOTALS:				.00	5,137.50	.00	5,137.50	2,800.00	2,337.50	.00
PERCENT EXPENDED:				.0	PERCENT EXPENDED AND ENCUMBERED: 54.5					
110 Department Of Law										
111 Civil										
2019	050	111	7400	.00	780.80	714.84	65.96	.00	65.96	.00
DIVISION TOTALS:				.00	780.80	714.84	65.96	.00	65.96	.00
DEPARTMENT TOTALS:				.00	780.80	714.84	65.96	.00	65.96	.00
PERCENT EXPENDED:				91.6	PERCENT EXPENDED AND ENCUMBERED: 91.6					

050 121  
 RUN DATE: 12/14/2020  
 RUN TIME: 13.06.50

CITY OF CINCINNATI - DEPARTMENT OF FINANCE  
 DIVISION OF ACCOUNTS AND AUDITS  
 STATEMENT OF BALANCES  
 APPROPRIATED FUNDS  
 AS OF 11 / 30 / 2020

PGM ID: CFSFA104  
 PAGE: 4

FY	FND	AGY	OBJT	ORIGINAL AUTHORIZATION	ADJUSTED AUTHORIZATION	EXPENDITURES AMOUNT	UNEXPENDED BALANCE	ENCUMBRANCE AMOUNT	UNENCUMBERED BALANCE	PRE-ENCUMBERED AMOUNT
<b>120 Department Of Human Resources</b>										
<b>121 Department Of Human Resources</b>										
2019	050	121	7200	.00	91,914.32	44,215.00	47,699.32	47,699.32	.00	.00
<b>DIVISION TOTALS:</b>				<b>.00</b>	<b>91,914.32</b>	<b>44,215.00</b>	<b>47,699.32</b>	<b>47,699.32</b>	<b>.00</b>	<b>.00</b>
<b>DEPARTMENT TOTALS:</b>				<b>.00</b>	<b>91,914.32</b>	<b>44,215.00</b>	<b>47,699.32</b>	<b>47,699.32</b>	<b>.00</b>	<b>.00</b>
<b>PERCENT EXPENDED:</b>				<b>48.1</b>	<b>PERCENT EXPENDED AND ENCUMBERED: 100.0</b>					
<b>130 Department Of Finance</b>										
<b>137 Finance, Purchasing</b>										
2019	050	137	7200	.00	39,069.64	.00	39,069.64	39,069.64	.00	.00
2019	050	137	7300	.00	14,222.47	.00	14,222.47	14,222.47	.00	.00
<b>DIVISION TOTALS:</b>				<b>.00</b>	<b>53,292.11</b>	<b>.00</b>	<b>53,292.11</b>	<b>53,292.11</b>	<b>.00</b>	<b>.00</b>
<b>DEPARTMENT TOTALS:</b>				<b>.00</b>	<b>53,292.11</b>	<b>.00</b>	<b>53,292.11</b>	<b>53,292.11</b>	<b>.00</b>	<b>.00</b>
<b>PERCENT EXPENDED:</b>				<b>.0</b>	<b>PERCENT EXPENDED AND ENCUMBERED: 100.0</b>					
<b>160 Community Developmt</b>										
<b>161 Comm Dvlp, Office Of The Director</b>										
2019	050	161	7300	.00	3,401.38	.00	3,401.38	.00	3,401.38	.00
<b>DIVISION TOTALS:</b>				<b>.00</b>	<b>3,401.38</b>	<b>.00</b>	<b>3,401.38</b>	<b>.00</b>	<b>3,401.38</b>	<b>.00</b>
<b>162 Comm Dvlp, Division Of Housing Devel</b>										
2019	050	162	7400	.00	50.60	.00	50.60	50.60	.00	.00
<b>DIVISION TOTALS:</b>				<b>.00</b>	<b>50.60</b>	<b>.00</b>	<b>50.60</b>	<b>50.60</b>	<b>.00</b>	<b>.00</b>
<b>164 Division Of Community Devel</b>										
2019	050	164	7400	.00	4,497.40	.00	4,497.40	.00	4,497.40	.00
<b>DIVISION TOTALS:</b>				<b>.00</b>	<b>4,497.40</b>	<b>.00</b>	<b>4,497.40</b>	<b>.00</b>	<b>4,497.40</b>	<b>.00</b>
<b>DEPARTMENT TOTALS:</b>				<b>.00</b>	<b>7,949.38</b>	<b>.00</b>	<b>7,949.38</b>	<b>50.60</b>	<b>7,898.78</b>	<b>.00</b>
<b>PERCENT EXPENDED:</b>				<b>.0</b>	<b>PERCENT EXPENDED AND ENCUMBERED: .6</b>					
<b>210 Dept Of Bldgs &amp; Inspections</b>										
<b>211 Bldg &amp; Inspections, Director</b>										
2019	050	211	7200	.00	1,680.00	.00	1,680.00	1,680.00	.00	.00
2019	050	211	7300	.00	13,343.09	.00	13,343.09	13,343.09	.00	.00
<b>DIVISION TOTALS:</b>				<b>.00</b>	<b>15,023.09</b>	<b>.00</b>	<b>15,023.09</b>	<b>15,023.09</b>	<b>.00</b>	<b>.00</b>
<b>212 Bldg &amp; Inspections, Licenses &amp; Permits</b>										
2019	050	212	7200	.00	1,680.00	.00	1,680.00	1,680.00	.00	.00
2019	050	212	7300	.00	57,200.00	.00	57,200.00	57,200.00	.00	.00
<b>DIVISION TOTALS:</b>				<b>.00</b>	<b>58,880.00</b>	<b>.00</b>	<b>58,880.00</b>	<b>58,880.00</b>	<b>.00</b>	<b>.00</b>
<b>DEPARTMENT TOTALS:</b>				<b>.00</b>	<b>73,903.09</b>	<b>.00</b>	<b>73,903.09</b>	<b>73,903.09</b>	<b>.00</b>	<b>.00</b>
<b>PERCENT EXPENDED:</b>				<b>.0</b>	<b>PERCENT EXPENDED AND ENCUMBERED: 100.0</b>					
<b>250 Dept Of Public Services</b>										
<b>253 Div Of Neighborhood Operations</b>										
2019	050	253	7200	.00	2,500.00	.00	2,500.00	.00	2,500.00	.00
<b>DIVISION TOTALS:</b>				<b>.00</b>	<b>2,500.00</b>	<b>.00</b>	<b>2,500.00</b>	<b>.00</b>	<b>2,500.00</b>	<b>.00</b>
<b>DEPARTMENT TOTALS:</b>				<b>.00</b>	<b>2,500.00</b>	<b>.00</b>	<b>2,500.00</b>	<b>.00</b>	<b>2,500.00</b>	<b>.00</b>
<b>PERCENT EXPENDED:</b>				<b>.0</b>	<b>PERCENT EXPENDED AND ENCUMBERED: .0</b>					

050 271  
 RUN DATE: 12/14/2020  
 RUN TIME: 13.06.50

CITY OF CINCINNATI - DEPARTMENT OF FINANCE  
 DIVISION OF ACCOUNTS AND AUDITS  
 STATEMENT OF BALANCES  
 APPROPRIATED FUNDS  
 AS OF 11 / 30 / 2020

PGM ID: CFSFA104  
 PAGE: 5

FY	FND	AGY	OBJT	ORIGINAL AUTHORIZATION	ADJUSTED AUTHORIZATION	EXPENDITURES AMOUNT	UNEXPENDED BALANCE	ENCUMBRANCE AMOUNT	UNENCUMBERED BALANCE	PRE-ENCUMBERED AMOUNT
<b>270 Department Of Fire</b>										
<b>271 Fire - Response</b>										
2019	050	271	7200	.00	10,346.54	.00	10,346.54	10,346.54	.00	.00
2019	050	271	7300	.00	89,420.55	.00	89,420.55	.00	89,420.55	.00
<b>DIVISION TOTALS:</b>				<b>.00</b>	<b>99,767.09</b>	<b>.00</b>	<b>99,767.09</b>	<b>10,346.54</b>	<b>89,420.55</b>	<b>.00</b>
<b>272 Fire - Support Services</b>										
2019	050	272	7200	.00	10,780.11	.00	10,780.11	10,780.11	.00	.00
2019	050	272	7400	.00	2,000.49	1,272.00	728.49	.00	728.49	.00
<b>DIVISION TOTALS:</b>				<b>.00</b>	<b>12,780.60</b>	<b>1,272.00</b>	<b>11,508.60</b>	<b>10,780.11</b>	<b>728.49</b>	<b>.00</b>
<b>DEPARTMENT TOTALS:</b>				<b>.00</b>	<b>112,547.69</b>	<b>1,272.00</b>	<b>111,275.69</b>	<b>21,126.65</b>	<b>90,149.04</b>	<b>.00</b>
<b>PERCENT EXPENDED:</b>				<b>1.1</b>	<b>PERCENT EXPENDED AND ENCUMBERED:</b>					
								<b>19.9</b>		
<b>940 Govt'Al &amp; Prof'Al Services</b>										
<b>941 Audit And Examiner's Fees</b>										
2019	050	941	7200	.00	9,930.80	295.20	9,635.60	.00	9,635.60	.00
<b>DIVISION TOTALS:</b>				<b>.00</b>	<b>9,930.80</b>	<b>295.20</b>	<b>9,635.60</b>	<b>.00</b>	<b>9,635.60</b>	<b>.00</b>
<b>DEPARTMENT TOTALS:</b>				<b>.00</b>	<b>9,930.80</b>	<b>295.20</b>	<b>9,635.60</b>	<b>.00</b>	<b>9,635.60</b>	<b>.00</b>
<b>PERCENT EXPENDED:</b>				<b>3.0</b>	<b>PERCENT EXPENDED AND ENCUMBERED:</b>					
								<b>3.0</b>		
<b>950 Miscellaneous Accounts</b>										
<b>952 Enterprise Software and Licenses</b>										
2019	050	952	7200	.00	14,182.13	3,384.62	10,797.51	.00	10,797.51	.00
2019	050	952	7400	.00	149,237.26	.00	149,237.26	145,853.00	3,384.26	.00
<b>DIVISION TOTALS:</b>				<b>.00</b>	<b>163,419.39</b>	<b>3,384.62</b>	<b>160,034.77</b>	<b>145,853.00</b>	<b>14,181.77</b>	<b>.00</b>
<b>959 Manager's Office Obligations</b>										
2019	050	959	7200	.00	7,425.00	7,425.00	.00	.00	.00	.00
<b>DIVISION TOTALS:</b>				<b>.00</b>	<b>7,425.00</b>	<b>7,425.00</b>	<b>.00</b>	<b>.00</b>	<b>.00</b>	<b>.00</b>
<b>DEPARTMENT TOTALS:</b>				<b>.00</b>	<b>170,844.39</b>	<b>10,809.62</b>	<b>160,034.77</b>	<b>145,853.00</b>	<b>14,181.77</b>	<b>.00</b>
<b>PERCENT EXPENDED:</b>				<b>6.3</b>	<b>PERCENT EXPENDED AND ENCUMBERED:</b>					
								<b>91.7</b>		
<b>101 Water Works FUND</b>										
<b>300 Department Of Water Works</b>										
<b>301 Water Works, Business Service</b>										
2019	101	301	7200	.00	13,500.00	.00	13,500.00	.00	13,500.00	.00
2019	101	301	7400	.00	850,000.00	.00	850,000.00	850,000.00	.00	.00
<b>DIVISION TOTALS:</b>				<b>.00</b>	<b>863,500.00</b>	<b>.00</b>	<b>863,500.00</b>	<b>850,000.00</b>	<b>13,500.00</b>	<b>.00</b>
<b>303 Water Works, Div Of Supply</b>										
2019	101	303	7200	.00	15,007.86	.00	15,007.86	.00	15,007.86	.00
<b>DIVISION TOTALS:</b>				<b>.00</b>	<b>15,007.86</b>	<b>.00</b>	<b>15,007.86</b>	<b>.00</b>	<b>15,007.86</b>	<b>.00</b>
<b>304 Water Works, Div Of Distribution</b>										
2019	101	304	7200	.00	16,603.60	.00	16,603.60	16,603.60	.00	.00
<b>DIVISION TOTALS:</b>				<b>.00</b>	<b>16,603.60</b>	<b>.00</b>	<b>16,603.60</b>	<b>16,603.60</b>	<b>.00</b>	<b>.00</b>



101 307  
 RUN DATE: 12/14/2020  
 RUN TIME: 13.06.50

CITY OF CINCINNATI - DEPARTMENT OF FINANCE  
 DIVISION OF ACCOUNTS AND AUDITS  
 STATEMENT OF BALANCES  
 APPROPRIATED FUNDS  
 AS OF 11 / 30 / 2020

PGM ID: CFSFA104  
 PAGE: 6

FY	FND	AGY	OBJT	ORIGINAL AUTHORIZATION	ADJUSTED AUTHORIZATION	EXPENDITURES AMOUNT	UNEXPENDED BALANCE	ENCUMBRANCE AMOUNT	UNENCUMBERED BALANCE	PRE-ENCUMBERED AMOUNT
<b>307 Water Works, Div Of Info Tech</b>										
2019	101	307	7200	.00	9,785.00	.00	9,785.00	.00	9,785.00	.00
<b>DIVISION TOTALS:</b>				<b>.00</b>	<b>9,785.00</b>	<b>.00</b>	<b>9,785.00</b>	<b>.00</b>	<b>9,785.00</b>	<b>.00</b>
<b>DEPARTMENT TOTALS:</b>				<b>.00</b>	<b>904,896.46</b>	<b>.00</b>	<b>904,896.46</b>	<b>866,603.60</b>	<b>38,292.86</b>	<b>.00</b>
<b>PERCENT EXPENDED:</b>				<b>.0</b>	<b>PERCENT EXPENDED AND ENCUMBERED: 95.8</b>					
 <b>105 Municipal Golf FUND</b>										
<b>190 Dept Of Public Recreation</b>										
<b>195 Recreation Golf</b>										
2019	105	195	7200	.00	19,857.00	.00	19,857.00	19,857.00	.00	.00
<b>DIVISION TOTALS:</b>				<b>.00</b>	<b>19,857.00</b>	<b>.00</b>	<b>19,857.00</b>	<b>19,857.00</b>	<b>.00</b>	<b>.00</b>
<b>DEPARTMENT TOTALS:</b>				<b>.00</b>	<b>19,857.00</b>	<b>.00</b>	<b>19,857.00</b>	<b>19,857.00</b>	<b>.00</b>	<b>.00</b>
<b>PERCENT EXPENDED:</b>				<b>.0</b>	<b>PERCENT EXPENDED AND ENCUMBERED: 100.0</b>					
 <b>107 Stormwater Management FUND</b>										
<b>250 Dept Of Public Services</b>										
<b>253 Div Of Neighborhood Operations</b>										
2019	107	253	7600	.00	110,000.00	.00	110,000.00	110,000.00	.00	.00
<b>DIVISION TOTALS:</b>				<b>.00</b>	<b>110,000.00</b>	<b>.00</b>	<b>110,000.00</b>	<b>110,000.00</b>	<b>.00</b>	<b>.00</b>
<b>DEPARTMENT TOTALS:</b>				<b>.00</b>	<b>110,000.00</b>	<b>.00</b>	<b>110,000.00</b>	<b>110,000.00</b>	<b>.00</b>	<b>.00</b>
<b>PERCENT EXPENDED:</b>				<b>.0</b>	<b>PERCENT EXPENDED AND ENCUMBERED: 100.0</b>					
 <b>310 Open</b>										
<b>311 Stormwater Management Utility</b>										
2019	107	311	7200	.00	57,428.73	.00	57,428.73	57,428.73	.00	.00
<b>DIVISION TOTALS:</b>				<b>.00</b>	<b>57,428.73</b>	<b>.00</b>	<b>57,428.73</b>	<b>57,428.73</b>	<b>.00</b>	<b>.00</b>
<b>DEPARTMENT TOTALS:</b>				<b>.00</b>	<b>57,428.73</b>	<b>.00</b>	<b>57,428.73</b>	<b>57,428.73</b>	<b>.00</b>	<b>.00</b>
<b>PERCENT EXPENDED:</b>				<b>.0</b>	<b>PERCENT EXPENDED AND ENCUMBERED: 100.0</b>					
 <b>302 Income Tax Infrastructure FUND</b>										
<b>920 Employee Benefits (Cont)</b>										
<b>924 Lump Sum Payment</b>										
2019	302	924	7100	.00	129,277.69	.00	129,277.69	129,277.69	.00	.00
<b>DIVISION TOTALS:</b>				<b>.00</b>	<b>129,277.69</b>	<b>.00</b>	<b>129,277.69</b>	<b>129,277.69</b>	<b>.00</b>	<b>.00</b>
<b>DEPARTMENT TOTALS:</b>				<b>.00</b>	<b>129,277.69</b>	<b>.00</b>	<b>129,277.69</b>	<b>129,277.69</b>	<b>.00</b>	<b>.00</b>
<b>PERCENT EXPENDED:</b>				<b>.0</b>	<b>PERCENT EXPENDED AND ENCUMBERED: 100.0</b>					
 <b>306 Municipal Motor Vehicle Lic Tx FUND</b>										
<b>250 Dept Of Public Services</b>										
<b>252 Traffic And Road Operations</b>										
2019	306	252	7200	.00	2,657.00	.00	2,657.00	.00	2,657.00	.00
<b>DIVISION TOTALS:</b>				<b>.00</b>	<b>2,657.00</b>	<b>.00</b>	<b>2,657.00</b>	<b>.00</b>	<b>2,657.00</b>	<b>.00</b>
<b>DEPARTMENT TOTALS:</b>				<b>.00</b>	<b>2,657.00</b>	<b>.00</b>	<b>2,657.00</b>	<b>.00</b>	<b>2,657.00</b>	<b>.00</b>
<b>PERCENT EXPENDED:</b>				<b>.0</b>	<b>PERCENT EXPENDED AND ENCUMBERED: .0</b>					

347 212  
 RUN DATE: 12/14/2020  
 RUN TIME: 13.06.50

CITY OF CINCINNATI - DEPARTMENT OF FINANCE  
 DIVISION OF ACCOUNTS AND AUDITS  
 STATEMENT OF BALANCES  
 APPROPRIATED FUNDS  
 AS OF 11 / 30 / 2020

PGM ID: CFSFA104  
 PAGE: 7

FY	FND	AGY	OBJT	ORIGINAL AUTHORIZATION	ADJUSTED AUTHORIZATION	EXPENDITURES AMOUNT	UNEXPENDED BALANCE	ENCUMBRANCE AMOUNT	UNENCUMBERED BALANCE	PRE-ENCUMBERED AMOUNT
<b>347 Hazard Abatement Fund FUND</b>										
<b>210 Dept Of Bldgs &amp; Inspections</b>										
<b>212 Bldg &amp; Inspections, Licenses &amp; Permits</b>										
2019	347	212	7200	.00	226,563.00	99,444.00	127,119.00	127,119.00	.00	.00
<b>DIVISION TOTALS:</b>				<b>.00</b>	<b>226,563.00</b>	<b>99,444.00</b>	<b>127,119.00</b>	<b>127,119.00</b>	<b>.00</b>	<b>.00</b>
<b>DEPARTMENT TOTALS:</b>				<b>.00</b>	<b>226,563.00</b>	<b>99,444.00</b>	<b>127,119.00</b>	<b>127,119.00</b>	<b>.00</b>	<b>.00</b>
<b>PERCENT EXPENDED: 43.9</b>				<b>PERCENT EXPENDED AND ENCUMBERED: 100.0</b>						
<b>364 911 Cell Phone Fees FUND</b>										
<b>090 Enterprise Technology Solution</b>										
<b>091 Enterprise Technology Solutions</b>										
2019	364	091	7200	.00	7,820.00	775.99	7,044.01	7,044.01	.00	.00
<b>DIVISION TOTALS:</b>				<b>.00</b>	<b>7,820.00</b>	<b>775.99</b>	<b>7,044.01</b>	<b>7,044.01</b>	<b>.00</b>	<b>.00</b>
<b>DEPARTMENT TOTALS:</b>				<b>.00</b>	<b>7,820.00</b>	<b>775.99</b>	<b>7,044.01</b>	<b>7,044.01</b>	<b>.00</b>	<b>.00</b>
<b>PERCENT EXPENDED: 9.9</b>				<b>PERCENT EXPENDED AND ENCUMBERED: 100.0</b>						
<b>377 Citizen Safety FUND</b>										
<b>250 Dept Of Public Services</b>										
<b>253 Div Of Neighborhood Operations</b>										
2019	377	253	7200	.00	8,857.32	.00	8,857.32	8,857.32	.00	.00
<b>DIVISION TOTALS:</b>				<b>.00</b>	<b>8,857.32</b>	<b>.00</b>	<b>8,857.32</b>	<b>8,857.32</b>	<b>.00</b>	<b>.00</b>
<b>DEPARTMENT TOTALS:</b>				<b>.00</b>	<b>8,857.32</b>	<b>.00</b>	<b>8,857.32</b>	<b>8,857.32</b>	<b>.00</b>	<b>.00</b>
<b>PERCENT EXPENDED: .0</b>				<b>PERCENT EXPENDED AND ENCUMBERED: 100.0</b>						
<b>701 Metropolitan Sewer District FUND</b>										
<b>410 Dept. of Sewers Director's Off</b>										
<b>410 Dept. of Sewers Director's Office</b>										
2019	701	410	7200	.00	328,826.70	.00	328,826.70	.00	328,826.70	.00
2019	701	410	7300	.00	2,659.05	.00	2,659.05	.00	2,659.05	.00
2019	701	410	7400	.00	350.00	.00	350.00	.00	350.00	.00
<b>DIVISION TOTALS:</b>				<b>.00</b>	<b>331,835.75</b>	<b>.00</b>	<b>331,835.75</b>	<b>.00</b>	<b>331,835.75</b>	<b>.00</b>
<b>DEPARTMENT TOTALS:</b>				<b>.00</b>	<b>331,835.75</b>	<b>.00</b>	<b>331,835.75</b>	<b>.00</b>	<b>331,835.75</b>	<b>.00</b>
<b>PERCENT EXPENDED: .0</b>				<b>PERCENT EXPENDED AND ENCUMBERED: .0</b>						
<b>420 MSD Div Of Wastewater Engineer</b>										
<b>420 MSD Div Of Wastewater Engineering</b>										
2019	701	420	7200	.00	19,258.66	.00	19,258.66	.00	19,258.66	.00
2019	701	420	7300	.00	16,421.60	1,461.71	14,959.89	.00	14,959.89	.00
2019	701	420	7400	.00	17,554.71	.00	17,554.71	.00	17,554.71	.00
<b>DIVISION TOTALS:</b>				<b>.00</b>	<b>53,234.97</b>	<b>1,461.71</b>	<b>51,773.26</b>	<b>.00</b>	<b>51,773.26</b>	<b>.00</b>
<b>DEPARTMENT TOTALS:</b>				<b>.00</b>	<b>53,234.97</b>	<b>1,461.71</b>	<b>51,773.26</b>	<b>.00</b>	<b>51,773.26</b>	<b>.00</b>
<b>PERCENT EXPENDED: 2.7</b>				<b>PERCENT EXPENDED AND ENCUMBERED: 2.7</b>						

701 430  
 RUN DATE: 12/14/2020  
 RUN TIME: 13.06.50

CITY OF CINCINNATI - DEPARTMENT OF FINANCE  
 DIVISION OF ACCOUNTS AND AUDITS  
 STATEMENT OF BALANCES  
 APPROPRIATED FUNDS  
 AS OF 11 / 30 / 2020

PGM ID: CFSFA104  
 PAGE: 8

FY	FND	AGY	OBJT	ORIGINAL AUTHORIZATION	ADJUSTED AUTHORIZATION	EXPENDITURES AMOUNT	UNEXPENDED BALANCE	ENCUMBRANCE AMOUNT	UNENCUMBERED BALANCE	PRE-ENCUMBERED AMOUNT
<b>430 MSD Div Of Wastewater Admin</b>										
<b>430 MSD Div Of Wastewater Admin</b>										
2019	701	430	7200	.00	57,293.00	55.00	57,238.00	.00	57,238.00	.00
2019	701	430	7300	.00	6,436.54	.00	6,436.54	.00	6,436.54	.00
2019	701	430	7400	.00	181.42	.00	181.42	.00	181.42	.00
<b>DIVISION TOTALS:</b>				<b>.00</b>	<b>63,910.96</b>	<b>55.00</b>	<b>63,855.96</b>	<b>.00</b>	<b>63,855.96</b>	<b>.00</b>
<b>431 MSD Division of Information Technology</b>										
2019	701	431	7400	.00	76,514.41	.00	76,514.41	.00	76,514.41	.00
<b>DIVISION TOTALS:</b>				<b>.00</b>	<b>76,514.41</b>	<b>.00</b>	<b>76,514.41</b>	<b>.00</b>	<b>76,514.41</b>	<b>.00</b>
<b>DEPARTMENT TOTALS:</b>				<b>.00</b>	<b>140,425.37</b>	<b>55.00</b>	<b>140,370.37</b>	<b>.00</b>	<b>140,370.37</b>	<b>.00</b>
<b>PERCENT EXPENDED:</b>				<b>.0</b>	<b>PERCENT EXPENDED AND ENCUMBERED:</b>			<b>.0</b>		
<b>440 MSD Div Of Wastewater Treatmen</b>										
<b>442 MSD Millcreek Section</b>										
2019	701	442	7200	.00	1,043,977.82	60,462.42	983,515.40	25,769.10	957,746.30	.00
2019	701	442	7300	.00	663,254.54	53,098.00	610,156.54	.00	610,156.54	.00
2019	701	442	7400	.00	7,217.96	.00	7,217.96	.00	7,217.96	.00
<b>DIVISION TOTALS:</b>				<b>.00</b>	<b>1,714,450.32</b>	<b>113,560.42</b>	<b>1,600,889.90</b>	<b>25,769.10</b>	<b>1,575,120.80</b>	<b>.00</b>
<b>443 MSD Little Miami Section</b>										
2019	701	443	7200	.00	360,941.22	9,720.00	351,221.22	.00	351,221.22	.00
2019	701	443	7300	.00	75,973.34	637.29	75,336.05	.00	75,336.05	.00
<b>DIVISION TOTALS:</b>				<b>.00</b>	<b>436,914.56</b>	<b>10,357.29</b>	<b>426,557.27</b>	<b>.00</b>	<b>426,557.27</b>	<b>.00</b>
<b>444 MSD Muddy Creek Section</b>										
2019	701	444	7200	.00	112,768.79	.00	112,768.79	.00	112,768.79	.00
2019	701	444	7300	.00	147,449.81	.00	147,449.81	.00	147,449.81	.00
<b>DIVISION TOTALS:</b>				<b>.00</b>	<b>260,218.60</b>	<b>.00</b>	<b>260,218.60</b>	<b>.00</b>	<b>260,218.60</b>	<b>.00</b>
<b>445 MSD Sycamore Section</b>										
2019	701	445	7200	.00	131,825.40	.00	131,825.40	.00	131,825.40	.00
2019	701	445	7300	.00	43,927.46	616.00	43,311.46	.00	43,311.46	.00
<b>DIVISION TOTALS:</b>				<b>.00</b>	<b>175,752.86</b>	<b>616.00</b>	<b>175,136.86</b>	<b>.00</b>	<b>175,136.86</b>	<b>.00</b>
<b>446 MSD Taylor Creek Section</b>										
2019	701	446	7200	.00	58,851.60	.00	58,851.60	.00	58,851.60	.00
2019	701	446	7300	.00	10,385.85	180.00	10,205.85	.00	10,205.85	.00
<b>DIVISION TOTALS:</b>				<b>.00</b>	<b>69,237.45</b>	<b>180.00</b>	<b>69,057.45</b>	<b>.00</b>	<b>69,057.45</b>	<b>.00</b>
<b>447 MSD Polk Run Section</b>										
2019	701	447	7200	.00	87,853.26	420.00	87,433.26	.00	87,433.26	.00
2019	701	447	7300	.00	51,344.50	.00	51,344.50	.00	51,344.50	.00
<b>DIVISION TOTALS:</b>				<b>.00</b>	<b>139,197.76</b>	<b>420.00</b>	<b>138,777.76</b>	<b>.00</b>	<b>138,777.76</b>	<b>.00</b>
<b>449 MSD Maintenance Section</b>										
2019	701	449	7200	.00	31,443.84	.00	31,443.84	.00	31,443.84	.00
2019	701	449	7300	.00	59,519.50	.00	59,519.50	.00	59,519.50	.00
<b>DIVISION TOTALS:</b>				<b>.00</b>	<b>90,963.34</b>	<b>.00</b>	<b>90,963.34</b>	<b>.00</b>	<b>90,963.34</b>	<b>.00</b>
<b>DEPARTMENT TOTALS:</b>				<b>.00</b>	<b>2,886,734.89</b>	<b>125,133.71</b>	<b>2,761,601.18</b>	<b>25,769.10</b>	<b>2,735,832.08</b>	<b>.00</b>
<b>PERCENT EXPENDED:</b>				<b>4.3</b>	<b>PERCENT EXPENDED AND ENCUMBERED:</b>			<b>5.2</b>		

701 450  
 RUN DATE: 12/14/2020  
 RUN TIME: 13.06.50

CITY OF CINCINNATI - DEPARTMENT OF FINANCE  
 DIVISION OF ACCOUNTS AND AUDITS  
 STATEMENT OF BALANCES  
 APPROPRIATED FUNDS  
 AS OF 11 / 30 / 2020

PGM ID: CFSFA104  
 PAGE: 9

FY	FND	AGY	OBJT	ORIGINAL AUTHORIZATION	ADJUSTED AUTHORIZATION	EXPENDITURES AMOUNT	UNEXPENDED BALANCE	ENCUMBRANCE AMOUNT	UNENCUMBERED BALANCE	PRE-ENCUMBERED AMOUNT
<b>450 MSD Div Of Wastewater Collecti</b>										
<b>450 MSD Div Of Wastewater Collection</b>										
2019	701	450	7200	.00	1,521,031.52	242,354.75	1,278,676.77	.00	1,278,676.77	.00
2019	701	450	7300	.00	321,907.95	.00	321,907.95	.00	321,907.95	.00
2019	701	450	7400	.00	7,436.63	.00	7,436.63	.00	7,436.63	.00
<b>DIVISION TOTALS:</b>				<b>.00</b>	<b>1,850,376.10</b>	<b>242,354.75</b>	<b>1,608,021.35</b>	<b>.00</b>	<b>1,608,021.35</b>	<b>.00</b>
<b>DEPARTMENT TOTALS:</b>				<b>.00</b>	<b>1,850,376.10</b>	<b>242,354.75</b>	<b>1,608,021.35</b>	<b>.00</b>	<b>1,608,021.35</b>	<b>.00</b>
<b>PERCENT EXPENDED: 13.1</b>				<b>PERCENT EXPENDED AND ENCUMBERED: 13.1</b>						
<b>460 MSD Div Of Industrial Waste</b>										
<b>460 MSD Div Of Industrial Waste</b>										
2019	701	460	7200	.00	179,060.31	.00	179,060.31	.00	179,060.31	.00
2019	701	460	7300	.00	148,415.46	1,302.30	147,113.16	.00	147,113.16	.00
2019	701	460	7400	.00	42,031.40	4,630.06	37,401.34	.00	37,401.34	.00
<b>DIVISION TOTALS:</b>				<b>.00</b>	<b>369,507.17</b>	<b>5,932.36</b>	<b>363,574.81</b>	<b>.00</b>	<b>363,574.81</b>	<b>.00</b>
<b>DEPARTMENT TOTALS:</b>				<b>.00</b>	<b>369,507.17</b>	<b>5,932.36</b>	<b>363,574.81</b>	<b>.00</b>	<b>363,574.81</b>	<b>.00</b>
<b>PERCENT EXPENDED: 1.6</b>				<b>PERCENT EXPENDED AND ENCUMBERED: 1.6</b>						
<b>470 MSD Watershed Operations</b>										
<b>470 MSD Watershed Operations</b>										
2019	701	470	7200	.00	1,381,601.73	3,421.32	1,378,180.41	.00	1,378,180.41	.00
2019	701	470	7300	.00	233,266.34	26,075.00	207,191.34	.00	207,191.34	.00
2019	701	470	7400	.00	13,295.75	.00	13,295.75	.00	13,295.75	.00
<b>DIVISION TOTALS:</b>				<b>.00</b>	<b>1,628,163.82</b>	<b>29,496.32</b>	<b>1,598,667.50</b>	<b>.00</b>	<b>1,598,667.50</b>	<b>.00</b>
<b>DEPARTMENT TOTALS:</b>				<b>.00</b>	<b>1,628,163.82</b>	<b>29,496.32</b>	<b>1,598,667.50</b>	<b>.00</b>	<b>1,598,667.50</b>	<b>.00</b>
<b>PERCENT EXPENDED: 1.8</b>				<b>PERCENT EXPENDED AND ENCUMBERED: 1.8</b>						
<b>480 MSD SBU Program</b>										
<b>480 MSD SBU Program</b>										
2019	701	480	7200	.00	2,972,384.14	.00	2,972,384.14	.00	2,972,384.14	.00
2019	701	480	7400	.00	1,912,794.82	34,033.33	1,878,761.49	1,589,509.39	289,252.10	.00
<b>DIVISION TOTALS:</b>				<b>.00</b>	<b>4,885,178.96</b>	<b>34,033.33</b>	<b>4,851,145.63</b>	<b>1,589,509.39</b>	<b>3,261,636.24</b>	<b>.00</b>
<b>DEPARTMENT TOTALS:</b>				<b>.00</b>	<b>4,885,178.96</b>	<b>34,033.33</b>	<b>4,851,145.63</b>	<b>1,589,509.39</b>	<b>3,261,636.24</b>	<b>.00</b>
<b>PERCENT EXPENDED: .7</b>				<b>PERCENT EXPENDED AND ENCUMBERED: 33.2</b>						
<b>940 Govt'Al &amp; Prof'Al Services</b>										
<b>944 General Fund Overhead</b>										
2019	701	944	7200	.00	636,853.00	.00	636,853.00	636,853.00	.00	.00
<b>DIVISION TOTALS:</b>				<b>.00</b>	<b>636,853.00</b>	<b>.00</b>	<b>636,853.00</b>	<b>636,853.00</b>	<b>.00</b>	<b>.00</b>
<b>DEPARTMENT TOTALS:</b>				<b>.00</b>	<b>636,853.00</b>	<b>.00</b>	<b>636,853.00</b>	<b>636,853.00</b>	<b>.00</b>	<b>.00</b>
<b>PERCENT EXPENDED: .0</b>				<b>PERCENT EXPENDED AND ENCUMBERED: 100.0</b>						
<b>980 Capital Outlay Accounts</b>										
<b>981 Motorized &amp; Construction Equip</b>										
2019	701	981	7600	.00	688,786.84	.00	688,786.84	.00	688,786.84	.00
<b>DIVISION TOTALS:</b>				<b>.00</b>	<b>688,786.84</b>	<b>.00</b>	<b>688,786.84</b>	<b>.00</b>	<b>688,786.84</b>	<b>.00</b>

701 982  
 RUN DATE: 12/14/2020  
 RUN TIME: 13.06.50

CITY OF CINCINNATI - DEPARTMENT OF FINANCE  
 DIVISION OF ACCOUNTS AND AUDITS  
 STATEMENT OF BALANCES  
 APPROPRIATED FUNDS  
 AS OF 11 / 30 / 2020

PGM ID: CFSFA104  
 PAGE: 10

FY	FND	AGY	OBJT	ORIGINAL AUTHORIZATION	ADJUSTED AUTHORIZATION	EXPENDITURES AMOUNT	UNEXPENDED BALANCE	ENCUMBRANCE AMOUNT	UNENCUMBERED BALANCE	PRE-ENCUMBERED AMOUNT
<b>982 Office &amp; Technical Equip</b>										
2019	701	982	7600	.00	303,206.41	.00	303,206.41	.00	303,206.41	.00
<b>DIVISION TOTALS:</b>				<b>.00</b>	<b>303,206.41</b>	<b>.00</b>	<b>303,206.41</b>	<b>.00</b>	<b>303,206.41</b>	<b>.00</b>
<b>DEPARTMENT TOTALS:</b>				<b>.00</b>	<b>991,993.25</b>	<b>.00</b>	<b>991,993.25</b>	<b>.00</b>	<b>991,993.25</b>	<b>.00</b>
<b>PERCENT EXPENDED:</b>				<b>.0</b>	<b>PERCENT EXPENDED AND ENCUMBERED:</b>			<b>.0</b>		
<b>050 General FUND</b>										
<b>010 Office Of The Clerk Of Council</b>										
<b>041 Office Of The Clerk Of Council</b>										
2020	050	041	7200	.00	3,516.22	124.92	3,391.30	.00	3,391.30	.00
2020	050	041	7400	.00	1,798.22	.00	1,798.22	.00	1,798.22	.00
<b>DIVISION TOTALS:</b>				<b>.00</b>	<b>5,314.44</b>	<b>124.92</b>	<b>5,189.52</b>	<b>.00</b>	<b>5,189.52</b>	<b>.00</b>
<b>DEPARTMENT TOTALS:</b>				<b>.00</b>	<b>5,314.44</b>	<b>124.92</b>	<b>5,189.52</b>	<b>.00</b>	<b>5,189.52</b>	<b>.00</b>
<b>PERCENT EXPENDED:</b>				<b>2.4</b>	<b>PERCENT EXPENDED AND ENCUMBERED:</b>			<b>2.4</b>		
<b>090 Enterprise Technology Solution</b>										
<b>091 Enterprise Technology Solutions</b>										
2020	050	091	7200	.00	9,518.68	666.00	8,852.68	1,012.05	7,840.63	.00
2020	050	091	7300	.00	9,367.58	2,124.39	7,243.19	.00	7,243.19	.00
2020	050	091	7400	.00	5,029.96	3,360.60	1,669.36	.00	1,669.36	.00
<b>DIVISION TOTALS:</b>				<b>.00</b>	<b>23,916.22</b>	<b>6,150.99</b>	<b>17,765.23</b>	<b>1,012.05</b>	<b>16,753.18</b>	<b>.00</b>
<b>DEPARTMENT TOTALS:</b>				<b>.00</b>	<b>23,916.22</b>	<b>6,150.99</b>	<b>17,765.23</b>	<b>1,012.05</b>	<b>16,753.18</b>	<b>.00</b>
<b>PERCENT EXPENDED:</b>				<b>25.7</b>	<b>PERCENT EXPENDED AND ENCUMBERED:</b>			<b>30.0</b>		
<b>100 Office Of The City Manager</b>										
<b>101 City Manager's Office</b>										
2020	050	101	7200	.00	312,090.46	176,445.68	135,644.78	131,947.66	3,697.12	.00
2020	050	101	7300	.00	1,639,803.85	714,883.29	924,920.56	924,712.45	208.11	.00
2020	050	101	7400	.00	219,118.75	206,618.75	12,500.00	12,500.00	.00	.00
<b>DIVISION TOTALS:</b>				<b>.00</b>	<b>2,171,013.06</b>	<b>1,097,947.72</b>	<b>1,073,065.34</b>	<b>1,069,160.11</b>	<b>3,905.23</b>	<b>.00</b>
<b>102 Office Of Budget &amp; Evaluation</b>										
2020	050	102	7200	.00	20,020.00	20,020.00	.00	.00	.00	.00
2020	050	102	7300	.00	833.70	.00	833.70	.00	833.70	.00
2020	050	102	7400	.00	242.75	58.80	183.95	.00	183.95	.00
<b>DIVISION TOTALS:</b>				<b>.00</b>	<b>21,096.45</b>	<b>20,078.80</b>	<b>1,017.65</b>	<b>.00</b>	<b>1,017.65</b>	<b>.00</b>
<b>103 Emergency Communications</b>										
2020	050	103	7200	.00	15,483.00	7,191.90	8,291.10	2,100.00	6,191.10	.00
2020	050	103	7300	.00	18,213.13	15,050.27	3,162.86	.00	3,162.86	.00
2020	050	103	7400	.00	4,251.46	325.65	3,925.81	3,600.00	325.81	.00
<b>DIVISION TOTALS:</b>				<b>.00</b>	<b>37,947.59</b>	<b>22,567.82</b>	<b>15,379.77</b>	<b>5,700.00</b>	<b>9,679.77</b>	<b>.00</b>
<b>104 Office Of Environmental Qualities</b>										
2020	050	104	7200	.00	627,078.20	570,473.41	56,604.79	56,181.20	423.59	.00
2020	050	104	7300	.00	1,533.64	.00	1,533.64	.00	1,533.64	.00
2020	050	104	7400	.00	21,441.23	16,700.00	4,741.23	.00	.00	.00
<b>DIVISION TOTALS:</b>				<b>.00</b>	<b>650,053.07</b>	<b>587,173.41</b>	<b>62,879.66</b>	<b>60,922.43</b>	<b>1,957.23</b>	<b>.00</b>

050 108  
 RUN DATE: 12/14/2020  
 RUN TIME: 13.06.50

CITY OF CINCINNATI - DEPARTMENT OF FINANCE  
 DIVISION OF ACCOUNTS AND AUDITS  
 STATEMENT OF BALANCES  
 APPROPRIATED FUNDS  
 AS OF 11 / 30 / 2020

PGM ID: CFSFA104  
 PAGE: 11

FY	FND	AGY	OBJT	ORIGINAL AUTHORIZATION	ADJUSTED AUTHORIZATION	EXPENDITURES AMOUNT	UNEXPENDED BALANCE	ENCUMBRANCE AMOUNT	UNENCUMBERED BALANCE	PRE-ENCUMBERED AMOUNT
<b>108 Dept of Performance Management</b>										
2020	050	108	7200	.00	9,375.00	2,500.00	6,875.00	6,875.00	.00	.00
2020	050	108	7300	.00	1,601.43	.00	1,601.43	.00	1,601.43	.00
<b>DIVISION TOTALS:</b>				<b>.00</b>	<b>10,976.43</b>	<b>2,500.00</b>	<b>8,476.43</b>	<b>6,875.00</b>	<b>1,601.43</b>	<b>.00</b>
<b>109 Internal Audit</b>										
2020	050	109	7200	.00	2.08	.00	2.08	.00	2.08	.00
2020	050	109	7300	.00	454.98	.00	454.98	.00	454.98	.00
<b>DIVISION TOTALS:</b>				<b>.00</b>	<b>457.06</b>	<b>.00</b>	<b>457.06</b>	<b>.00</b>	<b>457.06</b>	<b>.00</b>
<b>DEPARTMENT TOTALS:</b>				<b>.00</b>	<b>2,891,543.66</b>	<b>1,730,267.75</b>	<b>1,161,275.91</b>	<b>1,142,657.54</b>	<b>18,618.37</b>	<b>.00</b>
<b>PERCENT EXPENDED: 59.8</b>				<b>PERCENT EXPENDED AND ENCUMBERED: 99.4</b>						
<b>110 Department Of Law</b>										
<b>111 Civil</b>										
2020	050	111	7200	.00	122,988.75	62,356.46	60,632.29	55,982.44	4,649.85	.00
2020	050	111	7300	.00	12,949.14	10,347.88	2,601.26	2,500.00	101.26	.00
2020	050	111	7400	.00	33,120.99	25,193.18	7,927.81	6,155.39	1,772.42	.00
<b>DIVISION TOTALS:</b>				<b>.00</b>	<b>169,058.88</b>	<b>97,897.52</b>	<b>71,161.36</b>	<b>64,637.83</b>	<b>6,523.53</b>	<b>.00</b>
<b>112 Administrative Hearings &amp; Prosecution</b>										
2020	050	112	7200	.00	34,045.86	12,295.86	21,750.00	13,500.00	8,250.00	.00
2020	050	112	7300	.00	2,033.15	1,780.01	253.14	.00	253.14	.00
2020	050	112	7400	.00	9,349.45	949.24	8,400.21	7,779.67	620.54	.00
<b>DIVISION TOTALS:</b>				<b>.00</b>	<b>45,428.46</b>	<b>15,025.11</b>	<b>30,403.35</b>	<b>21,279.67</b>	<b>9,123.68</b>	<b>.00</b>
<b>DEPARTMENT TOTALS:</b>				<b>.00</b>	<b>214,487.34</b>	<b>112,922.63</b>	<b>101,564.71</b>	<b>85,917.50</b>	<b>15,647.21</b>	<b>.00</b>
<b>PERCENT EXPENDED: 52.6</b>				<b>PERCENT EXPENDED AND ENCUMBERED: 92.7</b>						
<b>120 Department Of Human Resources</b>										
<b>121 Department Of Human Resources</b>										
2020	050	121	7200	.00	93,246.17	69,412.26	23,833.91	23,236.74	597.17	.00
2020	050	121	7300	.00	3,019.68	.00	3,019.68	.00	3,019.68	.00
2020	050	121	7400	.00	1,312.08	.00	1,312.08	.00	1,312.08	.00
<b>DIVISION TOTALS:</b>				<b>.00</b>	<b>97,577.93</b>	<b>69,412.26</b>	<b>28,165.67</b>	<b>23,236.74</b>	<b>4,928.93</b>	<b>.00</b>
<b>DEPARTMENT TOTALS:</b>				<b>.00</b>	<b>97,577.93</b>	<b>69,412.26</b>	<b>28,165.67</b>	<b>23,236.74</b>	<b>4,928.93</b>	<b>.00</b>
<b>PERCENT EXPENDED: 71.1</b>				<b>PERCENT EXPENDED AND ENCUMBERED: 94.9</b>						
<b>130 Department Of Finance</b>										
<b>131 Finance, Office Of Director</b>										
2020	050	131	7200	.00	1,600.00	.00	1,600.00	.00	1,600.00	.00
2020	050	131	7400	.00	71.97	59.06	12.91	.00	12.91	.00
<b>DIVISION TOTALS:</b>				<b>.00</b>	<b>1,671.97</b>	<b>59.06</b>	<b>1,612.91</b>	<b>.00</b>	<b>1,612.91</b>	<b>.00</b>
<b>133 Finance, Accounts &amp; Audits</b>										
2020	050	133	7200	.00	101.84	.00	101.84	.00	101.84	.00
2020	050	133	7300	.00	1,920.71	408.03	1,512.68	.00	1,512.68	.00
2020	050	133	7400	.00	1,856.68	1,792.96	63.72	.00	63.72	.00
<b>DIVISION TOTALS:</b>				<b>.00</b>	<b>3,879.23</b>	<b>2,200.99</b>	<b>1,678.24</b>	<b>.00</b>	<b>1,678.24</b>	<b>.00</b>
<b>134 Finance, Treasury</b>										
2020	050	134	7200	.00	7,212.82	.00	7,212.82	.00	7,212.82	.00
2020	050	134	7300	.00	7,118.29	2,527.89	4,590.40	.00	4,590.40	.00
2020	050	134	7400	.00	698.15	114.15	584.00	.00	584.00	.00
<b>DIVISION TOTALS:</b>				<b>.00</b>	<b>15,029.26</b>	<b>2,642.04</b>	<b>12,387.22</b>	<b>.00</b>	<b>12,387.22</b>	<b>.00</b>

050 135  
 RUN DATE: 12/14/2020  
 RUN TIME: 13.06.50

CITY OF CINCINNATI - DEPARTMENT OF FINANCE  
 DIVISION OF ACCOUNTS AND AUDITS  
 STATEMENT OF BALANCES  
 APPROPRIATED FUNDS  
 AS OF 11 / 30 / 2020

PGM ID: CFSFA104  
 PAGE: 12

FY	FND	AGY	OBJT	ORIGINAL AUTHORIZATION	ADJUSTED AUTHORIZATION	EXPENDITURES AMOUNT	UNEXPENDED BALANCE	ENCUMBRANCE AMOUNT	UNENCUMBERED BALANCE	PRE-ENCUMBERED AMOUNT
<b>135 Finance, Risk Management</b>										
2020	050	135	7200	.00	39,871.06	39,871.06	.00	.00	.00	.00
<b>DIVISION TOTALS:</b>				<b>.00</b>	<b>39,871.06</b>	<b>39,871.06</b>	<b>.00</b>	<b>.00</b>	<b>.00</b>	<b>.00</b>
<b>136 Finance, Income Tax</b>										
2020	050	136	7200	.00	76,070.72	18,737.88	57,332.84	56,756.12	576.72	.00
2020	050	136	7300	.00	893.86	.00	893.86	.00	893.86	.00
2020	050	136	7400	.00	21,574.68	21,448.00	126.68	.00	126.68	.00
<b>DIVISION TOTALS:</b>				<b>.00</b>	<b>98,539.26</b>	<b>40,185.88</b>	<b>58,353.38</b>	<b>56,756.12</b>	<b>1,597.26</b>	<b>.00</b>
<b>137 Finance, Purchasing</b>										
2020	050	137	7200	.00	21,458.27	318.00	21,140.27	9,682.00	11,458.27	.00
2020	050	137	7300	.00	22,630.41	4,562.61	18,067.80	18,067.80	.00	.00
2020	050	137	7400	.00	9,038.48	194.17	8,844.31	5,250.00	3,594.31	.00
<b>DIVISION TOTALS:</b>				<b>.00</b>	<b>53,127.16</b>	<b>5,074.78</b>	<b>48,052.38</b>	<b>32,999.80</b>	<b>15,052.58</b>	<b>.00</b>
<b>DEPARTMENT TOTALS:</b>				<b>.00</b>	<b>212,117.94</b>	<b>90,033.81</b>	<b>122,084.13</b>	<b>89,755.92</b>	<b>32,328.21</b>	<b>.00</b>
<b>PERCENT EXPENDED: 42.4</b>				<b>PERCENT EXPENDED AND ENCUMBERED: 84.8</b>						
<b>160 Community Developmt</b>										
<b>161 Comm Dvlp, Office Of The Director</b>										
2020	050	161	7200	.00	1,239.36	.00	1,239.36	.00	1,239.36	.00
2020	050	161	7300	.00	139.53	111.34	28.19	.00	28.19	.00
2020	050	161	7400	.00	541,159.22	276,147.73	265,011.49	4,147.64	260,863.85	.00
<b>DIVISION TOTALS:</b>				<b>.00</b>	<b>542,538.11</b>	<b>276,259.07</b>	<b>266,279.04</b>	<b>4,147.64</b>	<b>262,131.40</b>	<b>.00</b>
<b>162 Comm Dvlp, Division Of Housing Devel</b>										
2020	050	162	7200	.00	10,000.00	8,925.00	1,075.00	.00	1,075.00	.00
2020	050	162	7400	.00	137,753.82	58,673.63	79,080.19	42,752.39	36,327.80	.00
<b>DIVISION TOTALS:</b>				<b>.00</b>	<b>147,753.82</b>	<b>67,598.63</b>	<b>80,155.19</b>	<b>42,752.39</b>	<b>37,402.80</b>	<b>.00</b>
<b>164 Division Of Community Devel</b>										
2020	050	164	7200	.00	20,000.00	18,790.00	1,210.00	.00	1,210.00	.00
2020	050	164	7400	.00	134,374.06	42,512.85	91,861.21	35,174.65	56,686.56	.00
<b>DIVISION TOTALS:</b>				<b>.00</b>	<b>154,374.06</b>	<b>61,302.85</b>	<b>93,071.21</b>	<b>35,174.65</b>	<b>57,896.56</b>	<b>.00</b>
<b>DEPARTMENT TOTALS:</b>				<b>.00</b>	<b>844,665.99</b>	<b>405,160.55</b>	<b>439,505.44</b>	<b>82,074.68</b>	<b>357,430.76</b>	<b>.00</b>
<b>PERCENT EXPENDED: 48.0</b>				<b>PERCENT EXPENDED AND ENCUMBERED: 57.7</b>						
<b>170 Department Of Planning &amp; Build</b>										
<b>171 City Planning</b>										
2020	050	171	7200	.00	3,947.81	2,874.87	1,072.94	.00	1,072.94	.00
2020	050	171	7300	.00	973.49	512.77	460.72	.00	460.72	.00
2020	050	171	7400	.00	1,398.59	386.14	1,012.45	.00	1,012.45	.00
<b>DIVISION TOTALS:</b>				<b>.00</b>	<b>6,319.89</b>	<b>3,773.78</b>	<b>2,546.11</b>	<b>.00</b>	<b>2,546.11</b>	<b>.00</b>
<b>DEPARTMENT TOTALS:</b>				<b>.00</b>	<b>6,319.89</b>	<b>3,773.78</b>	<b>2,546.11</b>	<b>.00</b>	<b>2,546.11</b>	<b>.00</b>
<b>PERCENT EXPENDED: 59.7</b>				<b>PERCENT EXPENDED AND ENCUMBERED: 59.7</b>						

050 181  
 RUN DATE: 12/14/2020  
 RUN TIME: 13.06.50

CITY OF CINCINNATI - DEPARTMENT OF FINANCE  
 DIVISION OF ACCOUNTS AND AUDITS  
 STATEMENT OF BALANCES  
 APPROPRIATED FUNDS  
 AS OF 11 / 30 / 2020

PGM ID: CFSFA104  
 PAGE: 13

FY	FND	AGY	OBJT	ORIGINAL AUTHORIZATION	ADJUSTED AUTHORIZATION	EXPENDITURES AMOUNT	UNEXPENDED BALANCE	ENCUMBRANCE AMOUNT	UNENCUMBERED BALANCE	PRE-ENCUMBERED AMOUNT
<b>180 Citizens' Complaint Authority</b>										
<b>181 Citizens' Complaint Authority</b>										
2020	050	181	7200	.00	17,075.80	4,376.68	12,699.12	8,562.92	4,136.20	.00
2020	050	181	7300	.00	3,913.01	2,442.55	1,470.46	.00	1,470.46	.00
2020	050	181	7400	.00	85.64	55.63	30.01	.00	30.01	.00
<b>DIVISION TOTALS:</b>				<b>.00</b>	<b>21,074.45</b>	<b>6,874.86</b>	<b>14,199.59</b>	<b>8,562.92</b>	<b>5,636.67</b>	<b>.00</b>
<b>DEPARTMENT TOTALS:</b>				<b>.00</b>	<b>21,074.45</b>	<b>6,874.86</b>	<b>14,199.59</b>	<b>8,562.92</b>	<b>5,636.67</b>	<b>.00</b>
<b>PERCENT EXPENDED: 32.6</b>				<b>PERCENT EXPENDED AND ENCUMBERED: 73.3</b>						
<b>190 Dept Of Public Recreation</b>										
<b>191 Recreation West Region</b>										
2020	050	191	7200	.00	6,684.27	165.00	6,519.27	.00	6,519.27	.00
2020	050	191	7300	.00	1,885.45	1,740.08	145.37	.00	145.37	.00
<b>DIVISION TOTALS:</b>				<b>.00</b>	<b>8,569.72</b>	<b>1,905.08</b>	<b>6,664.64</b>	<b>.00</b>	<b>6,664.64</b>	<b>.00</b>
<b>192 Recreation East Region</b>										
2020	050	192	7200	.00	14,166.48	8,790.00	5,376.48	.00	5,376.48	.00
2020	050	192	7300	.00	1,529.34	1,401.50	127.84	.00	127.84	.00
2020	050	192	7400	.00	71.33	45.64	25.69	.00	25.69	.00
<b>DIVISION TOTALS:</b>				<b>.00</b>	<b>15,767.15</b>	<b>10,237.14</b>	<b>5,530.01</b>	<b>.00</b>	<b>5,530.01</b>	<b>.00</b>
<b>193 Recreation Central Region</b>										
2020	050	193	7200	.00	11,198.80	2,986.83	8,211.97	.00	8,211.97	.00
<b>DIVISION TOTALS:</b>				<b>.00</b>	<b>11,198.80</b>	<b>2,986.83</b>	<b>8,211.97</b>	<b>.00</b>	<b>8,211.97</b>	<b>.00</b>
<b>194 Recreation Maintenance</b>										
2020	050	194	7200	.00	80,049.95	37,045.71	43,004.24	21,828.76	21,175.48	.00
2020	050	194	7300	.00	73,030.59	39,421.73	33,608.86	2,517.00	31,091.86	.00
2020	050	194	7400	.00	6,526.65	557.50	5,969.15	.00	5,969.15	.00
<b>DIVISION TOTALS:</b>				<b>.00</b>	<b>159,607.19</b>	<b>77,024.94</b>	<b>82,582.25</b>	<b>24,345.76</b>	<b>58,236.49</b>	<b>.00</b>
<b>197 Recreation Athletics</b>										
2020	050	197	7200	.00	3,228.51	1,409.04	1,819.47	.00	1,819.47	.00
2020	050	197	7300	.00	311.50	290.86	20.64	.00	20.64	.00
2020	050	197	7400	.00	1,250.00	.00	1,250.00	.00	1,250.00	.00
<b>DIVISION TOTALS:</b>				<b>.00</b>	<b>4,790.01</b>	<b>1,699.90</b>	<b>3,090.11</b>	<b>.00</b>	<b>3,090.11</b>	<b>.00</b>
<b>199 Recreation Administration</b>										
2020	050	199	7200	.00	16,302.66	3,216.25	13,086.41	.00	13,086.41	.00
2020	050	199	7300	.00	12.21	.00	12.21	.00	12.21	.00
2020	050	199	7600	.00	15,860.25	.00	15,860.25	.00	15,860.25	.00
<b>DIVISION TOTALS:</b>				<b>.00</b>	<b>32,175.12</b>	<b>3,216.25</b>	<b>28,958.87</b>	<b>.00</b>	<b>28,958.87</b>	<b>.00</b>
<b>DEPARTMENT TOTALS:</b>				<b>.00</b>	<b>232,107.99</b>	<b>97,070.14</b>	<b>135,037.85</b>	<b>24,345.76</b>	<b>110,692.09</b>	<b>.00</b>
<b>PERCENT EXPENDED: 41.8</b>				<b>PERCENT EXPENDED AND ENCUMBERED: 52.3</b>						
<b>200 Department Of Parks</b>										
<b>202 Parks, Operations &amp; Facility Mgmt</b>										
2020	050	202	7200	.00	109,514.59	101,244.75	8,269.84	.00	8,269.84	.00
2020	050	202	7300	.00	204,360.17	183,212.17	21,148.00	.00	21,148.00	.00
2020	050	202	7400	.00	21,416.28	11,261.41	10,154.87	.00	10,154.87	.00
<b>DIVISION TOTALS:</b>				<b>.00</b>	<b>335,291.04</b>	<b>295,718.33</b>	<b>39,572.71</b>	<b>.00</b>	<b>39,572.71</b>	<b>.00</b>



050 203  
 RUN DATE: 12/14/2020  
 RUN TIME: 13.06.50

CITY OF CINCINNATI - DEPARTMENT OF FINANCE  
 DIVISION OF ACCOUNTS AND AUDITS  
 STATEMENT OF BALANCES  
 APPROPRIATED FUNDS  
 AS OF 11 / 30 / 2020

PGM ID: CFSFA104  
 PAGE: 14

FY	FND	AGY	OBJT	ORIGINAL AUTHORIZATION	ADJUSTED AUTHORIZATION	EXPENDITURES AMOUNT	UNEXPENDED BALANCE	ENCUMBRANCE AMOUNT	UNENCUMBERED BALANCE	PRE-ENCUMBERED AMOUNT
<b>203 Parks, Adm &amp; Program Services</b>										
2020	050	203	7200	.00	38,314.05	29,152.80	9,161.25	.00	9,161.25	.00
2020	050	203	7300	.00	26,135.35	21,808.89	4,326.46	.00	4,326.46	.00
<b>DIVISION TOTALS:</b>				<b>.00</b>	<b>64,449.40</b>	<b>50,961.69</b>	<b>13,487.71</b>	<b>.00</b>	<b>13,487.71</b>	<b>.00</b>
<b>DEPARTMENT TOTALS:</b>				<b>.00</b>	<b>399,740.44</b>	<b>346,680.02</b>	<b>53,060.42</b>	<b>.00</b>	<b>53,060.42</b>	<b>.00</b>
<b>PERCENT EXPENDED:</b>				<b>86.7</b>	<b>PERCENT EXPENDED AND ENCUMBERED:</b>					
								<b>86.7</b>		
<b>210 Dept Of Bldgs &amp; Inspections</b>										
<b>211 Bldg &amp; Inspections, Director</b>										
2020	050	211	7200	.00	46,740.75	14,558.42	32,182.33	22,160.85	10,021.48	.00
2020	050	211	7300	.00	9,071.28	3,761.37	5,309.91	3,547.00	1,762.91	.00
2020	050	211	7400	.00	682.65	461.22	221.43	.00	221.43	.00
<b>DIVISION TOTALS:</b>				<b>.00</b>	<b>56,494.68</b>	<b>18,781.01</b>	<b>37,713.67</b>	<b>25,707.85</b>	<b>12,005.82</b>	<b>.00</b>
<b>212 Bldg &amp; Inspections, Licenses &amp; Permits</b>										
2020	050	212	7200	.00	4,243.20	2,250.00	1,993.20	1,993.20	.00	.00
2020	050	212	7300	.00	2,701.76	1,386.61	1,315.15	.00	1,315.15	.00
2020	050	212	7400	.00	565.95	463.22	102.73	.00	102.73	.00
<b>DIVISION TOTALS:</b>				<b>.00</b>	<b>7,510.91</b>	<b>4,099.83</b>	<b>3,411.08</b>	<b>1,993.20</b>	<b>1,417.88</b>	<b>.00</b>
<b>DEPARTMENT TOTALS:</b>				<b>.00</b>	<b>64,005.59</b>	<b>22,880.84</b>	<b>41,124.75</b>	<b>27,701.05</b>	<b>13,423.70</b>	<b>.00</b>
<b>PERCENT EXPENDED:</b>				<b>35.7</b>	<b>PERCENT EXPENDED AND ENCUMBERED:</b>					
								<b>79.0</b>		
<b>220 Open</b>										
<b>222 Department Of Police</b>										
2020	050	222	7200	.00	419,847.01	94,854.67	324,992.34	2,000.00	322,992.34	.00
2020	050	222	7300	.00	183,989.88	135,821.49	48,168.39	23,695.20	24,473.19	.00
2020	050	222	7400	.00	2,299.55	45.00	2,254.55	.00	2,254.55	.00
<b>DIVISION TOTALS:</b>				<b>.00</b>	<b>606,136.44</b>	<b>230,721.16</b>	<b>375,415.28</b>	<b>25,695.20</b>	<b>349,720.08</b>	<b>.00</b>
<b>225 Police - Investigations</b>										
2020	050	225	7200	.00	95,048.01	72,865.83	22,182.18	633.75	21,548.43	.00
2020	050	225	7300	.00	957.02	931.90	25.12	.00	25.12	.00
2020	050	225	7400	.00	429.97	419.20	10.77	.00	10.77	.00
<b>DIVISION TOTALS:</b>				<b>.00</b>	<b>96,435.00</b>	<b>74,216.93</b>	<b>22,218.07</b>	<b>633.75</b>	<b>21,584.32</b>	<b>.00</b>
<b>226 Police - Support</b>										
2020	050	226	7200	.00	635,481.91	614,352.91	21,129.00	8,300.00	12,829.00	.00
2020	050	226	7300	.00	42,629.47	27,043.97	15,585.50	.00	15,585.50	.00
2020	050	226	7400	.00	1,272.88	1,272.88	.00	.00	.00	.00
<b>DIVISION TOTALS:</b>				<b>.00</b>	<b>679,384.26</b>	<b>642,669.76</b>	<b>36,714.50</b>	<b>8,300.00</b>	<b>28,414.50</b>	<b>.00</b>
<b>227 Police - Administration</b>										
2020	050	227	7200	.00	124,679.95	41,566.56	83,113.39	79,433.86	3,679.53	.00
2020	050	227	7300	.00	1,000.00	862.49	137.51	.00	137.51	.00
2020	050	227	7400	.00	27,194.43	26,173.89	1,020.54	.00	1,020.54	.00
<b>DIVISION TOTALS:</b>				<b>.00</b>	<b>152,874.38</b>	<b>68,602.94</b>	<b>84,271.44</b>	<b>79,433.86</b>	<b>4,837.58</b>	<b>.00</b>
<b>DEPARTMENT TOTALS:</b>				<b>.00</b>	<b>1,534,830.08</b>	<b>1,016,210.79</b>	<b>518,619.29</b>	<b>114,062.81</b>	<b>404,556.48</b>	<b>.00</b>
<b>PERCENT EXPENDED:</b>				<b>66.2</b>	<b>PERCENT EXPENDED AND ENCUMBERED:</b>					
								<b>73.6</b>		

050 231  
 RUN DATE: 12/14/2020  
 RUN TIME: 13.06.50

CITY OF CINCINNATI - DEPARTMENT OF FINANCE  
 DIVISION OF ACCOUNTS AND AUDITS  
 STATEMENT OF BALANCES  
 APPROPRIATED FUNDS  
 AS OF 11 / 30 / 2020

PGM ID: CFSFA104  
 PAGE: 15

FY	FND	AGY	OBJT	ORIGINAL AUTHORIZATION	ADJUSTED AUTHORIZATION	EXPENDITURES AMOUNT	UNEXPENDED BALANCE	ENCUMBRANCE AMOUNT	UNENCUMBERED BALANCE	PRE-ENCUMBERED AMOUNT
<b>230 Dept Of Transportation &amp; Engin</b>										
<b>231 Trans &amp; Eng, Director</b>										
2020	050	231	7300	.00	99.95	99.95	.00	.00	.00	.00
2020	050	231	7400	.00	181.99	82.62	99.37	.00	99.37	.00
<b>DIVISION TOTALS:</b>				<b>.00</b>	<b>281.94</b>	<b>182.57</b>	<b>99.37</b>	<b>.00</b>	<b>99.37</b>	<b>.00</b>
<b>232 Div Of Transportation Planning</b>										
2020	050	232	7200	.00	179.24	19.48	159.76	.00	159.76	.00
<b>DIVISION TOTALS:</b>				<b>.00</b>	<b>179.24</b>	<b>19.48</b>	<b>159.76</b>	<b>.00</b>	<b>159.76</b>	<b>.00</b>
<b>233 Division Of Engineering</b>										
2020	050	233	7200	.00	215.09	48.16	166.93	.00	166.93	.00
2020	050	233	7400	.00	1,067.94	381.99	685.95	.00	685.95	.00
<b>DIVISION TOTALS:</b>				<b>.00</b>	<b>1,283.03</b>	<b>430.15</b>	<b>852.88</b>	<b>.00</b>	<b>852.88</b>	<b>.00</b>
<b>239 Division Of Traffic Engineer</b>										
2020	050	239	7200	.00	302,707.87	268,483.54	34,224.33	.00	34,224.33	.00
<b>DIVISION TOTALS:</b>				<b>.00</b>	<b>302,707.87</b>	<b>268,483.54</b>	<b>34,224.33</b>	<b>.00</b>	<b>34,224.33</b>	<b>.00</b>
<b>DEPARTMENT TOTALS:</b>				<b>.00</b>	<b>304,452.08</b>	<b>269,115.74</b>	<b>35,336.34</b>	<b>.00</b>	<b>35,336.34</b>	<b>.00</b>
<b>PERCENT EXPENDED: 88.4</b>				<b>PERCENT EXPENDED AND ENCUMBERED: 88.4</b>						
<b>250 Dept Of Public Services</b>										
<b>251 Office Of The Director</b>										
2020	050	251	7200	.00	11,296.18	2,211.22	9,084.96	8,548.34	536.62	.00
2020	050	251	7300	.00	2,506.84	1,353.87	1,152.97	1,086.13	66.84	.00
2020	050	251	7400	.00	4,819.19	554.99	4,264.20	341.11	3,923.09	.00
<b>DIVISION TOTALS:</b>				<b>.00</b>	<b>18,622.21</b>	<b>4,120.08</b>	<b>14,502.13</b>	<b>9,975.58</b>	<b>4,526.55</b>	<b>.00</b>
<b>253 Div Of Neighborhood Operations</b>										
2020	050	253	7100	.00	3,315.00	931.18	2,383.82	.00	2,383.82	.00
2020	050	253	7200	.00	352,423.96	286,073.77	66,350.19	29,246.88	37,103.31	.00
2020	050	253	7300	.00	9,989.22	4,874.95	5,114.27	.00	5,114.27	.00
2020	050	253	7400	.00	1,505.64	242.85	1,262.79	.00	1,262.79	.00
2020	050	253	7500	.00	1,971.00	399.75	1,571.25	.00	1,571.25	.00
<b>DIVISION TOTALS:</b>				<b>.00</b>	<b>369,204.82</b>	<b>292,522.50</b>	<b>76,682.32</b>	<b>29,246.88</b>	<b>47,435.44</b>	<b>.00</b>
<b>255 Div Of City Facility Mgmt</b>										
2020	050	255	7200	.00	165,273.31	143,428.04	21,845.27	.00	21,845.27	.00
2020	050	255	7400	.00	609.00	344.00	265.00	.00	265.00	.00
<b>DIVISION TOTALS:</b>				<b>.00</b>	<b>165,882.31</b>	<b>143,772.04</b>	<b>22,110.27</b>	<b>.00</b>	<b>22,110.27</b>	<b>.00</b>
<b>256 Fleet Services</b>										
2020	050	256	7300	.00	65.61	65.61	.00	.00	.00	.00
<b>DIVISION TOTALS:</b>				<b>.00</b>	<b>65.61</b>	<b>65.61</b>	<b>.00</b>	<b>.00</b>	<b>.00</b>	<b>.00</b>
<b>DEPARTMENT TOTALS:</b>				<b>.00</b>	<b>553,774.95</b>	<b>440,480.23</b>	<b>113,294.72</b>	<b>39,222.46</b>	<b>74,072.26</b>	<b>.00</b>
<b>PERCENT EXPENDED: 79.5</b>				<b>PERCENT EXPENDED AND ENCUMBERED: 86.6</b>						
<b>270 Department Of Fire</b>										
<b>271 Fire - Response</b>										
2020	050	271	7200	.00	188,750.81	167,497.16	21,253.65	13,969.63	7,284.02	.00
2020	050	271	7300	.00	235,839.02	89,468.46	146,370.56	133,315.54	13,055.02	.00
2020	050	271	7400	.00	8,290.29	7,996.86	293.43	.00	293.43	.00
<b>DIVISION TOTALS:</b>				<b>.00</b>	<b>432,880.12</b>	<b>264,962.48</b>	<b>167,917.64</b>	<b>147,285.17</b>	<b>20,632.47</b>	<b>.00</b>

050 272  
 RUN DATE: 12/14/2020  
 RUN TIME: 13.06.50

CITY OF CINCINNATI - DEPARTMENT OF FINANCE  
 DIVISION OF ACCOUNTS AND AUDITS  
 STATEMENT OF BALANCES  
 APPROPRIATED FUNDS  
 AS OF 11 / 30 / 2020

PGM ID: CFSFA104  
 PAGE: 16

FY	FND	AGY	OBJT	ORIGINAL AUTHORIZATION	ADJUSTED AUTHORIZATION	EXPENDITURES AMOUNT	UNEXPENDED BALANCE	ENCUMBRANCE AMOUNT	UNENCUMBERED BALANCE	PRE-ENCUMBERED AMOUNT
<b>272 Fire - Support Services</b>										
2020	050	272	7200	.00	29,741.31	18,013.67	11,727.64	8,192.06	3,535.58	.00
2020	050	272	7300	.00	74,811.86	46,821.09	27,990.77	10,357.06	17,633.71	.00
2020	050	272	7400	.00	6,118.21	1,099.65	5,018.56	5,018.56	.00	.00
<b>DIVISION TOTALS:</b>				<b>.00</b>	<b>110,671.38</b>	<b>65,934.41</b>	<b>44,736.97</b>	<b>23,567.68</b>	<b>21,169.29</b>	<b>.00</b>
<b>DEPARTMENT TOTALS:</b>				<b>.00</b>	<b>543,551.50</b>	<b>330,896.89</b>	<b>212,654.61</b>	<b>170,852.85</b>	<b>41,801.76</b>	<b>.00</b>
<b>PERCENT EXPENDED: 60.9</b>				<b>PERCENT EXPENDED AND ENCUMBERED: 92.3</b>						
<b>280</b>										
<b>281 Economic Inclusion</b>										
2020	050	281	7200	.00	3,952.00	.00	3,952.00	800.00	3,152.00	.00
2020	050	281	7300	.00	351.75	121.97	229.78	.00	229.78	.00
2020	050	281	7400	.00	251.52	251.52	.00	.00	.00	.00
<b>DIVISION TOTALS:</b>				<b>.00</b>	<b>4,555.27</b>	<b>373.49</b>	<b>4,181.78</b>	<b>800.00</b>	<b>3,381.78</b>	<b>.00</b>
<b>DEPARTMENT TOTALS:</b>				<b>.00</b>	<b>4,555.27</b>	<b>373.49</b>	<b>4,181.78</b>	<b>800.00</b>	<b>3,381.78</b>	<b>.00</b>
<b>PERCENT EXPENDED: 8.2</b>				<b>PERCENT EXPENDED AND ENCUMBERED: 25.8</b>						
<b>920 Employee Benefits (Cont)</b>										
<b>923 State Unemployment Comp</b>										
2020	050	923	7500	.00	1,595,790.67	1,057,523.74	538,266.93	.00	538,266.93	.00
<b>DIVISION TOTALS:</b>				<b>.00</b>	<b>1,595,790.67</b>	<b>1,057,523.74</b>	<b>538,266.93</b>	<b>.00</b>	<b>538,266.93</b>	<b>.00</b>
<b>924 Lump Sum Payment</b>										
2020	050	924	7100	.00	2,993.93	2,993.93	.00	.00	.00	.00
<b>DIVISION TOTALS:</b>				<b>.00</b>	<b>2,993.93</b>	<b>2,993.93</b>	<b>.00</b>	<b>.00</b>	<b>.00</b>	<b>.00</b>
<b>DEPARTMENT TOTALS:</b>				<b>.00</b>	<b>1,598,784.60</b>	<b>1,060,517.67</b>	<b>538,266.93</b>	<b>.00</b>	<b>538,266.93</b>	<b>.00</b>
<b>PERCENT EXPENDED: 66.3</b>				<b>PERCENT EXPENDED AND ENCUMBERED: 66.3</b>						
<b>940 Govt'Al &amp; Prof'Al Services</b>										
<b>941 Audit And Examiner's Fees</b>										
2020	050	941	7200	.00	369,896.00	38,934.20	330,961.80	845.00	330,116.80	.00
<b>DIVISION TOTALS:</b>				<b>.00</b>	<b>369,896.00</b>	<b>38,934.20</b>	<b>330,961.80</b>	<b>845.00</b>	<b>330,116.80</b>	<b>.00</b>
<b>DEPARTMENT TOTALS:</b>				<b>.00</b>	<b>369,896.00</b>	<b>38,934.20</b>	<b>330,961.80</b>	<b>845.00</b>	<b>330,116.80</b>	<b>.00</b>
<b>PERCENT EXPENDED: 10.5</b>				<b>PERCENT EXPENDED AND ENCUMBERED: 10.8</b>						
<b>950 Miscellaneous Accounts</b>										
<b>951 Judgments Against The City</b>										
2020	050	951	7400	.00	287,048.96	286,719.96	329.00	.00	329.00	.00
<b>DIVISION TOTALS:</b>				<b>.00</b>	<b>287,048.96</b>	<b>286,719.96</b>	<b>329.00</b>	<b>.00</b>	<b>329.00</b>	<b>.00</b>
<b>952 Enterprise Software and Licenses</b>										
2020	050	952	7200	.00	538,055.20	508,766.00	29,289.20	.00	29,289.20	.00
2020	050	952	7400	.00	1,105,278.27	1,015,750.88	89,527.39	47,131.61	42,395.78	.00
<b>DIVISION TOTALS:</b>				<b>.00</b>	<b>1,643,333.47</b>	<b>1,524,516.88</b>	<b>118,816.59</b>	<b>47,131.61</b>	<b>71,684.98</b>	<b>.00</b>
<b>953 Memberships &amp; Publications</b>										
2020	050	953	7200	.00	24,952.53	24,952.53	.00	.00	.00	.00
<b>DIVISION TOTALS:</b>				<b>.00</b>	<b>24,952.53</b>	<b>24,952.53</b>	<b>.00</b>	<b>.00</b>	<b>.00</b>	<b>.00</b>

050 959  
 RUN DATE: 12/14/2020  
 RUN TIME: 13.06.50

CITY OF CINCINNATI - DEPARTMENT OF FINANCE  
 DIVISION OF ACCOUNTS AND AUDITS  
 STATEMENT OF BALANCES  
 APPROPRIATED FUNDS  
 AS OF 11 / 30 / 2020

PGM ID: CFSFA104  
 PAGE: 17

FY	FND	AGY	OBJT	ORIGINAL AUTHORIZATION	ADJUSTED AUTHORIZATION	EXPENDITURES AMOUNT	UNEXPENDED BALANCE	ENCUMBRANCE AMOUNT	UNENCUMBERED BALANCE	PRE-ENCUMBERED AMOUNT
<b>959 Manager's Office Obligations</b>										
2020	050	959	7200	.00	83,865.00	72,604.00	11,261.00	.00	11,261.00	.00
<b>DIVISION TOTALS:</b>				<b>.00</b>	<b>83,865.00</b>	<b>72,604.00</b>	<b>11,261.00</b>	<b>.00</b>	<b>11,261.00</b>	<b>.00</b>
<b>DEPARTMENT TOTALS:</b>				<b>.00</b>	<b>2,039,199.96</b>	<b>1,908,793.37</b>	<b>130,406.59</b>	<b>47,131.61</b>	<b>83,274.98</b>	<b>.00</b>
<b>PERCENT EXPENDED: 93.6</b>				<b>PERCENT EXPENDED AND ENCUMBERED: 95.9</b>						
 <b>101 Water Works FUND</b>										
<b>300 Department Of Water Works</b>										
<b>301 Water Works, Business Service</b>										
2020	101	301	7200	.00	516,421.59	64,770.79	451,650.80	341,047.00	110,603.80	.00
2020	101	301	7300	.00	20,195.62	6,378.52	13,817.10	2,470.68	11,346.42	.00
2020	101	301	7400	.00	190,482.72	128,269.22	62,213.50	62,085.50	128.00	.00
<b>DIVISION TOTALS:</b>				<b>.00</b>	<b>727,099.93</b>	<b>199,418.53</b>	<b>527,681.40</b>	<b>405,603.18</b>	<b>122,078.22</b>	<b>.00</b>
 <b>302 Water Works, Commercial Services</b>										
2020	101	302	7200	.00	599,045.12	280,141.24	318,903.88	210,309.59	108,594.29	.00
2020	101	302	7300	.00	33,087.78	5,351.02	27,736.76	17,312.03	10,424.73	.00
2020	101	302	7400	.00	29,304.61	26,254.99	3,049.62	.55	3,049.07	.00
<b>DIVISION TOTALS:</b>				<b>.00</b>	<b>661,437.51</b>	<b>311,747.25</b>	<b>349,690.26</b>	<b>227,622.17</b>	<b>122,068.09</b>	<b>.00</b>
 <b>303 Water Works, Div Of Supply</b>										
2020	101	303	7200	.00	1,797,773.27	843,277.86	954,495.41	240,526.90	713,968.51	.00
2020	101	303	7300	.00	334,244.92	160,019.16	174,225.76	153,499.51	20,726.25	.00
2020	101	303	7400	.00	95,113.76	44,628.41	50,485.35	48,229.90	2,255.45	.00
<b>DIVISION TOTALS:</b>				<b>.00</b>	<b>2,227,131.95</b>	<b>1,047,925.43</b>	<b>1,179,206.52</b>	<b>442,256.31</b>	<b>736,950.21</b>	<b>.00</b>
 <b>304 Water Works, Div Of Distribution</b>										
2020	101	304	7200	.00	1,456,971.62	1,220,820.00	236,151.62	196,936.14	39,215.48	.00
2020	101	304	7300	.00	146,492.71	96,005.60	50,487.11	38,629.51	11,857.60	.00
2020	101	304	7400	.00	16,061.15	13,130.78	2,930.37	2,509.33	421.04	.00
<b>DIVISION TOTALS:</b>				<b>.00</b>	<b>1,619,525.48</b>	<b>1,329,956.38</b>	<b>289,569.10</b>	<b>238,074.98</b>	<b>51,494.12</b>	<b>.00</b>
 <b>305 Div Of Wtr Quality &amp; Treatment</b>										
2020	101	305	7200	.00	179,496.78	13,485.42	166,011.36	150,670.35	15,341.01	.00
2020	101	305	7300	.00	173,373.34	47,084.38	126,288.96	117,065.28	9,223.68	.00
2020	101	305	7400	.00	2,748.20	174.40	2,573.80	2,573.80	.00	.00
<b>DIVISION TOTALS:</b>				<b>.00</b>	<b>355,618.32</b>	<b>60,744.20</b>	<b>294,874.12</b>	<b>270,309.43</b>	<b>24,564.69</b>	<b>.00</b>
 <b>306 Water Works, Div Of Engineering</b>										
2020	101	306	7200	.00	166,387.37	100,243.99	66,143.38	60,161.63	5,981.75	.00
2020	101	306	7300	.00	9,103.50	1,559.83	7,543.67	.00	7,543.67	.00
2020	101	306	7400	.00	408.00	408.00	.00	.00	.00	.00
<b>DIVISION TOTALS:</b>				<b>.00</b>	<b>175,898.87</b>	<b>102,211.82</b>	<b>73,687.05</b>	<b>60,161.63</b>	<b>13,525.42</b>	<b>.00</b>
 <b>307 Water Works, Div Of Info Tech</b>										
2020	101	307	7200	.00	349,141.47	133,370.63	215,770.84	156,654.84	59,116.00	.00
2020	101	307	7300	.00	18,708.09	16,414.99	2,293.10	823.73	1,469.37	.00
2020	101	307	7400	.00	337,886.89	308,301.41	29,585.48	11,545.04	18,040.44	.00
<b>DIVISION TOTALS:</b>				<b>.00</b>	<b>705,736.45</b>	<b>458,087.03</b>	<b>247,649.42</b>	<b>169,023.61</b>	<b>78,625.81</b>	<b>.00</b>

101 309  
 RUN DATE: 12/14/2020  
 RUN TIME: 13.06.50

CITY OF CINCINNATI - DEPARTMENT OF FINANCE  
 DIVISION OF ACCOUNTS AND AUDITS  
 STATEMENT OF BALANCES  
 APPROPRIATED FUNDS  
 AS OF 11 / 30 / 2020

PGM ID: CFSFA104  
 PAGE: 18

FY	FND	AGY	OBJT	ORIGINAL AUTHORIZATION	ADJUSTED AUTHORIZATION	EXPENDITURES AMOUNT	UNEXPENDED BALANCE	ENCUMBRANCE AMOUNT	UNENCUMBERED BALANCE	PRE-ENCUMBERED AMOUNT
<b>309 Water Works Debt Service</b>										
2020	101	309	7700	.00	109,496.82	.00	109,496.82	109,496.82	.00	.00
<b>DIVISION TOTALS:</b>				<b>.00</b>	<b>109,496.82</b>	<b>.00</b>	<b>109,496.82</b>	<b>109,496.82</b>	<b>.00</b>	<b>.00</b>
<b>DEPARTMENT TOTALS:</b>				<b>.00</b>	<b>6,581,945.33</b>	<b>3,510,090.64</b>	<b>3,071,854.69</b>	<b>1,922,548.13</b>	<b>1,149,306.56</b>	<b>.00</b>
<b>PERCENT EXPENDED: 53.3</b>				<b>PERCENT EXPENDED AND ENCUMBERED: 82.5</b>						
<b>102 Parking System Facilities FUND</b>										
<b>130 Department Of Finance</b>										
<b>134 Finance, Treasury</b>										
2020	102	134	7200	.00	9,213.54	8,731.92	481.62	481.62	.00	.00
<b>DIVISION TOTALS:</b>				<b>.00</b>	<b>9,213.54</b>	<b>8,731.92</b>	<b>481.62</b>	<b>481.62</b>	<b>.00</b>	<b>.00</b>
<b>DEPARTMENT TOTALS:</b>				<b>.00</b>	<b>9,213.54</b>	<b>8,731.92</b>	<b>481.62</b>	<b>481.62</b>	<b>.00</b>	<b>.00</b>
<b>PERCENT EXPENDED: 94.8</b>				<b>PERCENT EXPENDED AND ENCUMBERED: 100.0</b>						
<b>240 Dept. Of Enterprise Services</b>										
<b>248 Div Of Parking Facilities</b>										
2020	102	248	7200	.00	742,199.51	243,498.39	498,701.12	498,701.12	.00	.00
2020	102	248	7300	.00	285.97	.00	285.97	285.97	.00	.00
2020	102	248	7400	.00	23,065.35	16.37	23,048.98	23,048.98	.00	.00
<b>DIVISION TOTALS:</b>				<b>.00</b>	<b>765,550.83</b>	<b>243,514.76</b>	<b>522,036.07</b>	<b>522,036.07</b>	<b>.00</b>	<b>.00</b>
<b>DEPARTMENT TOTALS:</b>				<b>.00</b>	<b>765,550.83</b>	<b>243,514.76</b>	<b>522,036.07</b>	<b>522,036.07</b>	<b>.00</b>	<b>.00</b>
<b>PERCENT EXPENDED: 31.8</b>				<b>PERCENT EXPENDED AND ENCUMBERED: 100.0</b>						
<b>103 Convention-Exposition Center FUND</b>										
<b>240 Dept. Of Enterprise Services</b>										
<b>243 Duke Energy Center</b>										
2020	103	243	7200	.00	581,453.52	.00	581,453.52	581,453.52	.00	.00
<b>DIVISION TOTALS:</b>				<b>.00</b>	<b>581,453.52</b>	<b>.00</b>	<b>581,453.52</b>	<b>581,453.52</b>	<b>.00</b>	<b>.00</b>
<b>DEPARTMENT TOTALS:</b>				<b>.00</b>	<b>581,453.52</b>	<b>.00</b>	<b>581,453.52</b>	<b>581,453.52</b>	<b>.00</b>	<b>.00</b>
<b>PERCENT EXPENDED: .0</b>				<b>PERCENT EXPENDED AND ENCUMBERED: 100.0</b>						
<b>104 General Aviation FUND</b>										
<b>230 Dept Of Transportation &amp; Engin</b>										
<b>234 Div Of Aviation</b>										
2020	104	234	7200	.00	109,835.56	58,368.72	51,466.84	51,466.84	.00	.00
2020	104	234	7300	.00	2,575.19	835.65	1,739.54	1,739.54	.00	.00
2020	104	234	7400	.00	1,202.13	176.93	1,025.20	1,025.20	.00	.00
<b>DIVISION TOTALS:</b>				<b>.00</b>	<b>113,612.88</b>	<b>59,381.30</b>	<b>54,231.58</b>	<b>54,231.58</b>	<b>.00</b>	<b>.00</b>
<b>DEPARTMENT TOTALS:</b>				<b>.00</b>	<b>113,612.88</b>	<b>59,381.30</b>	<b>54,231.58</b>	<b>54,231.58</b>	<b>.00</b>	<b>.00</b>
<b>PERCENT EXPENDED: 52.3</b>				<b>PERCENT EXPENDED AND ENCUMBERED: 100.0</b>						

105 195  
 RUN DATE: 12/14/2020  
 RUN TIME: 13.06.50

CITY OF CINCINNATI - DEPARTMENT OF FINANCE  
 DIVISION OF ACCOUNTS AND AUDITS  
 STATEMENT OF BALANCES  
 APPROPRIATED FUNDS  
 AS OF 11 / 30 / 2020

PGM ID: CFSFA104  
 PAGE: 19

FY	FND	AGY	OBJT	ORIGINAL AUTHORIZATION	ADJUSTED AUTHORIZATION	EXPENDITURES AMOUNT	UNEXPENDED BALANCE	ENCUMBRANCE AMOUNT	UNENCUMBERED BALANCE	PRE-ENCUMBERED AMOUNT
<b>105 Municipal Golf FUND</b>										
<b>190 Dept Of Public Recreation</b>										
<b>195 Recreation Golf</b>										
2020	105	195	7200	.00	14,475.79	8,129.39	6,346.40	.00	6,346.40	.00
2020	105	195	7400	.00	10,323.94	952.97	9,370.97	.00	9,370.97	.00
<b>DIVISION TOTALS:</b>				<b>.00</b>	<b>24,799.73</b>	<b>9,082.36</b>	<b>15,717.37</b>	<b>.00</b>	<b>15,717.37</b>	<b>.00</b>
<b>DEPARTMENT TOTALS:</b>				<b>.00</b>	<b>24,799.73</b>	<b>9,082.36</b>	<b>15,717.37</b>	<b>.00</b>	<b>15,717.37</b>	<b>.00</b>
<b>PERCENT EXPENDED:</b>				<b>36.6</b>	<b>PERCENT EXPENDED AND ENCUMBERED: 36.6</b>					
 <b>107 Stormwater Management FUND</b>										
<b>100 Office Of The City Manager</b>										
<b>104 Office Of Environmental Qualities</b>										
2020	107	104	7200	.00	52,033.33	52,033.33	.00	.00	.00	.00
<b>DIVISION TOTALS:</b>				<b>.00</b>	<b>52,033.33</b>	<b>52,033.33</b>	<b>.00</b>	<b>.00</b>	<b>.00</b>	<b>.00</b>
<b>DEPARTMENT TOTALS:</b>				<b>.00</b>	<b>52,033.33</b>	<b>52,033.33</b>	<b>.00</b>	<b>.00</b>	<b>.00</b>	<b>.00</b>
<b>PERCENT EXPENDED:</b>				<b>100.0</b>	<b>PERCENT EXPENDED AND ENCUMBERED: 100.0</b>					
 <b>200 Department Of Parks</b>										
<b>202 Parks, Operations &amp; Facility Mgmt</b>										
2020	107	202	7300	.00	3,242.63	2,696.73	545.90	.00	545.90	.00
<b>DIVISION TOTALS:</b>				<b>.00</b>	<b>3,242.63</b>	<b>2,696.73</b>	<b>545.90</b>	<b>.00</b>	<b>545.90</b>	<b>.00</b>
<b>DEPARTMENT TOTALS:</b>				<b>.00</b>	<b>3,242.63</b>	<b>2,696.73</b>	<b>545.90</b>	<b>.00</b>	<b>545.90</b>	<b>.00</b>
<b>PERCENT EXPENDED:</b>				<b>83.2</b>	<b>PERCENT EXPENDED AND ENCUMBERED: 83.2</b>					
 <b>250 Dept Of Public Services</b>										
<b>253 Div Of Neighborhood Operations</b>										
2020	107	253	7200	.00	399,518.69	173,288.34	226,230.35	52,498.41	173,731.94	.00
2020	107	253	7300	.00	7,468.82	4,782.53	2,686.29	.00	2,686.29	.00
2020	107	253	7400	.00	1,046.61	690.60	356.01	.00	356.01	.00
2020	107	253	7600	.00	73,079.04	67,525.05	5,553.99	.00	5,553.99	.00
<b>DIVISION TOTALS:</b>				<b>.00</b>	<b>481,113.16</b>	<b>246,286.52</b>	<b>234,826.64</b>	<b>52,498.41</b>	<b>182,328.23</b>	<b>.00</b>
<b>DEPARTMENT TOTALS:</b>				<b>.00</b>	<b>481,113.16</b>	<b>246,286.52</b>	<b>234,826.64</b>	<b>52,498.41</b>	<b>182,328.23</b>	<b>.00</b>
<b>PERCENT EXPENDED:</b>				<b>51.2</b>	<b>PERCENT EXPENDED AND ENCUMBERED: 62.1</b>					
 <b>310 Open</b>										
<b>311 Stormwater Management Utility</b>										
2020	107	311	7100	.00	55,000.00	.00	55,000.00	55,000.00	.00	.00
2020	107	311	7200	.00	823,135.89	439,299.85	383,836.04	367,136.81	16,699.23	.00
2020	107	311	7300	.00	13,208.87	7,049.61	6,159.26	.00	.00	.00
2020	107	311	7400	.00	26,372.13	1,294.71	25,077.42	23,695.97	1,381.45	.00
2020	107	311	7600	.00	49,940.00	49,940.00	.00	.00	.00	.00
<b>DIVISION TOTALS:</b>				<b>.00</b>	<b>967,656.89</b>	<b>497,584.17</b>	<b>470,072.72</b>	<b>451,992.04</b>	<b>18,080.68</b>	<b>.00</b>
<b>DEPARTMENT TOTALS:</b>				<b>.00</b>	<b>967,656.89</b>	<b>497,584.17</b>	<b>470,072.72</b>	<b>451,992.04</b>	<b>18,080.68</b>	<b>.00</b>
<b>PERCENT EXPENDED:</b>				<b>51.4</b>	<b>PERCENT EXPENDED AND ENCUMBERED: 98.1</b>					

151 134  
 RUN DATE: 12/14/2020  
 RUN TIME: 13.06.50

CITY OF CINCINNATI - DEPARTMENT OF FINANCE  
 DIVISION OF ACCOUNTS AND AUDITS  
 STATEMENT OF BALANCES  
 APPROPRIATED FUNDS  
 AS OF 11 / 30 / 2020

PGM ID: CFSFA104  
 PAGE: 20

FY	FND	AGY	OBJT	ORIGINAL AUTHORIZATION	ADJUSTED AUTHORIZATION	EXPENDITURES AMOUNT	UNEXPENDED BALANCE	ENCUMBRANCE AMOUNT	UNENCUMBERED BALANCE	PRE-ENCUMBERED AMOUNT
<b>151 Bond Retirement - City FUND</b>										
<b>130 Department Of Finance</b>										
<b>134 Finance, Treasury</b>										
2020	151	134	7200	.00	208,724.49	54,741.66	153,982.83	153,982.83	.00	.00
2020	151	134	7300	.00	3,648.03	3,648.03	.00	.00	.00	.00
<b>DIVISION TOTALS:</b>				<b>.00</b>	<b>212,372.52</b>	<b>58,389.69</b>	<b>153,982.83</b>	<b>153,982.83</b>	<b>.00</b>	<b>.00</b>
<b>DEPARTMENT TOTALS:</b>				<b>.00</b>	<b>212,372.52</b>	<b>58,389.69</b>	<b>153,982.83</b>	<b>153,982.83</b>	<b>.00</b>	<b>.00</b>
<b>PERCENT EXPENDED:</b>				<b>27.5</b>	<b>PERCENT EXPENDED AND ENCUMBERED: 100.0</b>					
 <b>301 Street Const Maintenance &amp; Rep FUND</b>										
<b>200 Department Of Parks</b>										
<b>202 Parks, Operations &amp; Facility Mgmt</b>										
2020	301	202	7200	.00	6,415.50	6,415.50	.00	.00	.00	.00
2020	301	202	7300	.00	36,495.98	18,771.96	17,724.02	.00	17,724.02	.00
<b>DIVISION TOTALS:</b>				<b>.00</b>	<b>42,911.48</b>	<b>25,187.46</b>	<b>17,724.02</b>	<b>.00</b>	<b>17,724.02</b>	<b>.00</b>
<b>DEPARTMENT TOTALS:</b>				<b>.00</b>	<b>42,911.48</b>	<b>25,187.46</b>	<b>17,724.02</b>	<b>.00</b>	<b>17,724.02</b>	<b>.00</b>
<b>PERCENT EXPENDED:</b>				<b>58.7</b>	<b>PERCENT EXPENDED AND ENCUMBERED: 58.7</b>					
 <b>230 Dept Of Transportation &amp; Engin</b>										
<b>239 Division Of Traffic Engineer</b>										
2020	301	239	7200	.00	436,241.62	298,238.36	138,003.26	124,455.08	13,548.18	.00
2020	301	239	7300	.00	158,065.37	141,114.85	16,950.52	16,949.31	1.21	.00
2020	301	239	7400	.00	22,006.86	21,885.51	121.35	121.35	.00	.00
2020	301	239	7600	.00	102,974.40	.00	102,974.40	102,974.40	.00	.00
<b>DIVISION TOTALS:</b>				<b>.00</b>	<b>719,288.25</b>	<b>461,238.72</b>	<b>258,049.53</b>	<b>244,500.14</b>	<b>13,549.39</b>	<b>.00</b>
<b>DEPARTMENT TOTALS:</b>				<b>.00</b>	<b>719,288.25</b>	<b>461,238.72</b>	<b>258,049.53</b>	<b>244,500.14</b>	<b>13,549.39</b>	<b>.00</b>
<b>PERCENT EXPENDED:</b>				<b>64.1</b>	<b>PERCENT EXPENDED AND ENCUMBERED: 98.1</b>					
 <b>250 Dept Of Public Services</b>										
<b>252 Traffic And Road Operations</b>										
2020	301	252	7200	.00	158,045.03	53,643.52	104,401.51	29,800.53	74,600.98	.00
2020	301	252	7300	.00	133,904.82	62,499.67	71,405.15	66,906.68	4,498.47	.00
2020	301	252	7400	.00	13,305.65	2,173.34	11,132.31	9,064.15	2,068.16	.00
<b>DIVISION TOTALS:</b>				<b>.00</b>	<b>305,255.50</b>	<b>118,316.53</b>	<b>186,938.97</b>	<b>105,771.36</b>	<b>81,167.61</b>	<b>.00</b>
 <b>253 Div Of Neighborhood Operations</b>										
2020	301	253	7200	.00	55,240.25	29,041.00	26,199.25	2,126.25	24,073.00	.00
2020	301	253	7300	.00	7,309.26	5,211.23	2,098.03	597.42	1,500.61	.00
2020	301	253	7400	.00	221.10	13.76	207.34	.00	207.34	.00
<b>DIVISION TOTALS:</b>				<b>.00</b>	<b>62,770.61</b>	<b>34,265.99</b>	<b>28,504.62</b>	<b>2,723.67</b>	<b>25,780.95</b>	<b>.00</b>
<b>DEPARTMENT TOTALS:</b>				<b>.00</b>	<b>368,026.11</b>	<b>152,582.52</b>	<b>215,443.59</b>	<b>108,495.03</b>	<b>106,948.56</b>	<b>.00</b>
<b>PERCENT EXPENDED:</b>				<b>41.5</b>	<b>PERCENT EXPENDED AND ENCUMBERED: 70.9</b>					

302 102  
 RUN DATE: 12/14/2020  
 RUN TIME: 13.06.50

CITY OF CINCINNATI - DEPARTMENT OF FINANCE  
 DIVISION OF ACCOUNTS AND AUDITS  
 STATEMENT OF BALANCES  
 APPROPRIATED FUNDS  
 AS OF 11 / 30 / 2020

PGM ID: CFSFA104  
 PAGE: 21

FY	FND	AGY	OBJT	ORIGINAL AUTHORIZATION	ADJUSTED AUTHORIZATION	EXPENDITURES AMOUNT	UNEXPENDED BALANCE	ENCUMBRANCE AMOUNT	UNENCUMBERED BALANCE	PRE-ENCUMBERED AMOUNT
<b>302 Income Tax Infrastructure FUND</b>										
<b>100 Office Of The City Manager</b>										
<b>102 Office Of Budget &amp; Evaluation</b>										
2020	302	102	7400	.00	80.91	19.60	61.31	61.31	.00	.00
<b>DIVISION TOTALS:</b>				<b>.00</b>	<b>80.91</b>	<b>19.60</b>	<b>61.31</b>	<b>61.31</b>	<b>.00</b>	<b>.00</b>
<b>DEPARTMENT TOTALS:</b>				<b>.00</b>	<b>80.91</b>	<b>19.60</b>	<b>61.31</b>	<b>61.31</b>	<b>.00</b>	<b>.00</b>
<b>PERCENT EXPENDED: 24.2</b>				<b>PERCENT EXPENDED AND ENCUMBERED: 100.0</b>						
<b>190 Dept Of Public Recreation</b>										
<b>194 Recreation Maintenance</b>										
2020	302	194	7200	.00	26,427.91	24,493.19	1,934.72	.00	1,934.72	.00
2020	302	194	7300	.00	32,506.36	27,857.72	4,648.64	.00	4,648.64	.00
<b>DIVISION TOTALS:</b>				<b>.00</b>	<b>58,934.27</b>	<b>52,350.91</b>	<b>6,583.36</b>	<b>.00</b>	<b>6,583.36</b>	<b>.00</b>
<b>DEPARTMENT TOTALS:</b>				<b>.00</b>	<b>58,934.27</b>	<b>52,350.91</b>	<b>6,583.36</b>	<b>.00</b>	<b>6,583.36</b>	<b>.00</b>
<b>PERCENT EXPENDED: 88.8</b>				<b>PERCENT EXPENDED AND ENCUMBERED: 88.8</b>						
<b>230 Dept Of Transportation &amp; Engin</b>										
<b>231 Trans &amp; Eng, Director</b>										
2020	302	231	7300	.00	11,827.54	9,411.59	2,415.95	2,415.95	.00	.00
<b>DIVISION TOTALS:</b>				<b>.00</b>	<b>11,827.54</b>	<b>9,411.59</b>	<b>2,415.95</b>	<b>2,415.95</b>	<b>.00</b>	<b>.00</b>
<b>233 Division Of Engineering</b>										
2020	302	233	7200	.00	158,488.86	124,300.73	34,188.13	25,595.41	8,592.72	.00
2020	302	233	7300	.00	1,511.16	391.90	1,119.26	1,119.26	.00	.00
2020	302	233	7400	.00	11,000.00	11,000.00	.00	.00	.00	.00
<b>DIVISION TOTALS:</b>				<b>.00</b>	<b>171,000.02</b>	<b>135,692.63</b>	<b>35,307.39</b>	<b>26,714.67</b>	<b>8,592.72</b>	<b>.00</b>
<b>239 Division Of Traffic Engineer</b>										
2020	302	239	7200	.00	4,420.00	3,590.00	830.00	830.00	.00	.00
2020	302	239	7300	.00	21,623.45	3,082.18	18,541.27	18,541.27	.00	.00
2020	302	239	7400	.00	882.87	165.00	717.87	717.87	.00	.00
<b>DIVISION TOTALS:</b>				<b>.00</b>	<b>26,926.32</b>	<b>6,837.18</b>	<b>20,089.14</b>	<b>20,089.14</b>	<b>.00</b>	<b>.00</b>
<b>DEPARTMENT TOTALS:</b>				<b>.00</b>	<b>209,753.88</b>	<b>151,941.40</b>	<b>57,812.48</b>	<b>49,219.76</b>	<b>8,592.72</b>	<b>.00</b>
<b>PERCENT EXPENDED: 72.4</b>				<b>PERCENT EXPENDED AND ENCUMBERED: 95.9</b>						
<b>250 Dept Of Public Services</b>										
<b>251 Office Of The Director</b>										
2020	302	251	7200	.00	180.00	171.37	8.63	8.63	.00	.00
2020	302	251	7300	.00	272.15	.00	272.15	272.15	.00	.00
2020	302	251	7400	.00	86.91	86.91	.00	.00	.00	.00
<b>DIVISION TOTALS:</b>				<b>.00</b>	<b>539.06</b>	<b>258.28</b>	<b>280.78</b>	<b>280.78</b>	<b>.00</b>	<b>.00</b>
<b>252 Traffic And Road Operations</b>										
2020	302	252	7200	.00	12,415.16	1,651.59	10,763.57	10,211.32	552.25	.00
2020	302	252	7300	.00	63,279.51	36,283.81	26,995.70	23,999.27	2,996.43	.00
<b>DIVISION TOTALS:</b>				<b>.00</b>	<b>75,694.67</b>	<b>37,935.40</b>	<b>37,759.27</b>	<b>34,210.59</b>	<b>3,548.68</b>	<b>.00</b>



302 255  
 RUN DATE: 12/14/2020  
 RUN TIME: 13.06.50

CITY OF CINCINNATI - DEPARTMENT OF FINANCE  
 DIVISION OF ACCOUNTS AND AUDITS  
 STATEMENT OF BALANCES  
 APPROPRIATED FUNDS  
 AS OF 11 / 30 / 2020

PGM ID: CFSFA104  
 PAGE: 22

FY	FND	AGY	OBJT	ORIGINAL AUTHORIZATION	ADJUSTED AUTHORIZATION	EXPENDITURES AMOUNT	UNEXPENDED BALANCE	ENCUMBRANCE AMOUNT	UNENCUMBERED BALANCE	PRE-ENCUMBERED AMOUNT
<b>255 Div Of City Facility Mgmt</b>										
2020	302	255	7200	.00	106,414.94	47,309.79	59,105.15	49,645.86	9,459.29	.00
2020	302	255	7300	.00	21,160.99	12,948.83	8,212.16	6,233.41	1,978.75	.00
2020	302	255	7400	.00	83.18	14.96	68.22	68.22	.00	.00
<b>DIVISION TOTALS:</b>				<b>.00</b>	<b>127,659.11</b>	<b>60,273.58</b>	<b>67,385.53</b>	<b>55,947.49</b>	<b>11,438.04</b>	<b>.00</b>
<b>DEPARTMENT TOTALS:</b>				<b>.00</b>	<b>203,892.84</b>	<b>98,467.26</b>	<b>105,425.58</b>	<b>90,438.86</b>	<b>14,986.72</b>	<b>.00</b>
<b>PERCENT EXPENDED:</b>				<b>48.3</b>	<b>PERCENT EXPENDED AND ENCUMBERED: 92.6</b>					
<b>303 Parking Meter FUND</b>										
<b>240 Dept. Of Enterprise Services</b>										
<b>248 Div Of Parking Facilities</b>										
2020	303	248	7200	.00	123,212.20	52,894.39	70,317.81	70,317.81	.00	.00
2020	303	248	7300	.00	24,906.33	2,911.92	21,994.41	21,994.41	.00	.00
2020	303	248	7400	.00	353.34	65.47	287.87	287.87	.00	.00
<b>DIVISION TOTALS:</b>				<b>.00</b>	<b>148,471.87</b>	<b>55,871.78</b>	<b>92,600.09</b>	<b>92,600.09</b>	<b>.00</b>	<b>.00</b>
<b>DEPARTMENT TOTALS:</b>				<b>.00</b>	<b>148,471.87</b>	<b>55,871.78</b>	<b>92,600.09</b>	<b>92,600.09</b>	<b>.00</b>	<b>.00</b>
<b>PERCENT EXPENDED:</b>				<b>37.6</b>	<b>PERCENT EXPENDED AND ENCUMBERED: 100.0</b>					
<b>306 Municipal Motor Vehicle Lic Tx FUND</b>										
<b>250 Dept Of Public Services</b>										
<b>252 Traffic And Road Operations</b>										
2020	306	252	7200	.00	19,780.49	971.76	18,808.73	18,808.73	.00	.00
2020	306	252	7300	.00	5,793.12	559.80	5,233.32	5,226.60	6.72	.00
<b>DIVISION TOTALS:</b>				<b>.00</b>	<b>25,573.61</b>	<b>1,531.56</b>	<b>24,042.05</b>	<b>24,035.33</b>	<b>6.72</b>	<b>.00</b>
<b>DEPARTMENT TOTALS:</b>				<b>.00</b>	<b>25,573.61</b>	<b>1,531.56</b>	<b>24,042.05</b>	<b>24,035.33</b>	<b>6.72</b>	<b>.00</b>
<b>PERCENT EXPENDED:</b>				<b>6.0</b>	<b>PERCENT EXPENDED AND ENCUMBERED: 100.0</b>					
<b>318 Sawyer Point FUND</b>										
<b>200 Department Of Parks</b>										
<b>202 Parks, Operations &amp; Facility Mgmt</b>										
2020	318	202	7200	.00	58,402.56	32,316.38	26,086.18	15,642.00	10,444.18	.00
2020	318	202	7300	.00	16,275.26	9,170.08	7,105.18	.00	7,105.18	.00
2020	318	202	7400	.00	22,377.38	12,750.65	9,626.73	.00	9,626.73	.00
<b>DIVISION TOTALS:</b>				<b>.00</b>	<b>97,055.20</b>	<b>54,237.11</b>	<b>42,818.09</b>	<b>15,642.00</b>	<b>27,176.09</b>	<b>.00</b>
<b>DEPARTMENT TOTALS:</b>				<b>.00</b>	<b>97,055.20</b>	<b>54,237.11</b>	<b>42,818.09</b>	<b>15,642.00</b>	<b>27,176.09</b>	<b>.00</b>
<b>PERCENT EXPENDED:</b>				<b>55.9</b>	<b>PERCENT EXPENDED AND ENCUMBERED: 72.0</b>					
<b>323 Recreation Special Activities FUND</b>										
<b>190 Dept Of Public Recreation</b>										
<b>191 Recreation West Region</b>										
2020	323	191	7200	.00	1,234.17	.00	1,234.17	1,234.17	.00	.00
2020	323	191	7300	.00	972.03	713.83	258.20	.00	258.20	.00
<b>DIVISION TOTALS:</b>				<b>.00</b>	<b>2,206.20</b>	<b>713.83</b>	<b>1,492.37</b>	<b>1,234.17</b>	<b>258.20</b>	<b>.00</b>
<b>192 Recreation East Region</b>										
2020	323	192	7200	.00	1,738.19	.00	1,738.19	1,608.06	130.13	.00
2020	323	192	7300	.00	1,593.28	.00	1,593.28	31.68	1,561.60	.00
<b>DIVISION TOTALS:</b>				<b>.00</b>	<b>3,331.47</b>	<b>.00</b>	<b>3,331.47</b>	<b>1,639.74</b>	<b>1,691.73</b>	<b>.00</b>

323 193  
 RUN DATE: 12/14/2020  
 RUN TIME: 13.06.50

CITY OF CINCINNATI - DEPARTMENT OF FINANCE  
 DIVISION OF ACCOUNTS AND AUDITS  
 STATEMENT OF BALANCES  
 APPROPRIATED FUNDS  
 AS OF 11 / 30 / 2020

PGM ID: CFSFA104  
 PAGE: 23

FY	FND	AGY	OBJT	ORIGINAL AUTHORIZATION	ADJUSTED AUTHORIZATION	EXPENDITURES AMOUNT	UNEXPENDED BALANCE	ENCUMBRANCE AMOUNT	UNENCUMBERED BALANCE	PRE-ENCUMBERED AMOUNT
<b>193 Recreation Central Region</b>										
2020	323	193	7200	.00	2,030.79	.00	2,030.79	1,234.16	796.63	.00
2020	323	193	7300	.00	1,815.50	.00	1,815.50	.50	1,815.00	.00
<b>DIVISION TOTALS:</b>				<b>.00</b>	<b>3,846.29</b>	<b>.00</b>	<b>3,846.29</b>	<b>1,234.66</b>	<b>2,611.63</b>	<b>.00</b>
<b>197 Recreation Athletics</b>										
2020	323	197	7200	.00	50,277.26	11,139.80	39,137.46	27,967.75	11,169.71	.00
2020	323	197	7300	.00	8,080.89	5,695.76	2,385.13	1,061.90	1,323.23	.00
2020	323	197	7400	.00	2,077.39	2,077.39	.00	.00	.00	.00
<b>DIVISION TOTALS:</b>				<b>.00</b>	<b>60,435.54</b>	<b>18,912.95</b>	<b>41,522.59</b>	<b>29,029.65</b>	<b>12,492.94</b>	<b>.00</b>
<b>199 Recreation Administration</b>										
2020	323	199	7200	.00	3,200.00	.00	3,200.00	3,200.00	.00	.00
2020	323	199	7600	.00	59,410.00	.00	59,410.00	59,410.00	.00	.00
<b>DIVISION TOTALS:</b>				<b>.00</b>	<b>62,610.00</b>	<b>.00</b>	<b>62,610.00</b>	<b>62,610.00</b>	<b>.00</b>	<b>.00</b>
<b>DEPARTMENT TOTALS:</b>				<b>.00</b>	<b>132,429.50</b>	<b>19,626.78</b>	<b>112,802.72</b>	<b>95,748.22</b>	<b>17,054.50</b>	<b>.00</b>
<b>PERCENT EXPENDED: 14.8</b>				<b>PERCENT EXPENDED AND ENCUMBERED: 87.1</b>						
<b>329 Cincinnati Riverfront Park FUND</b>										
<b>200 Department Of Parks</b>										
<b>202 Parks, Operations &amp; Facility Mgmt</b>										
2020	329	202	7200	.00	23,915.02	2,288.80	21,626.22	20,860.50	765.72	.00
2020	329	202	7300	.00	46,941.17	14,240.54	32,700.63	.00	32,700.63	.00
2020	329	202	7400	.00	760.00	760.00	.00	.00	.00	.00
<b>DIVISION TOTALS:</b>				<b>.00</b>	<b>71,616.19</b>	<b>17,289.34</b>	<b>54,326.85</b>	<b>20,860.50</b>	<b>33,466.35</b>	<b>.00</b>
<b>DEPARTMENT TOTALS:</b>				<b>.00</b>	<b>71,616.19</b>	<b>17,289.34</b>	<b>54,326.85</b>	<b>20,860.50</b>	<b>33,466.35</b>	<b>.00</b>
<b>PERCENT EXPENDED: 24.1</b>				<b>PERCENT EXPENDED AND ENCUMBERED: 53.3</b>						
<b>347 Hazard Abatement Fund FUND</b>										
<b>210 Dept Of Bldgs &amp; Inspections</b>										
<b>212 Bldg &amp; Inspections, Licenses &amp; Permits</b>										
2020	347	212	7200	.00	169,768.82	24,896.74	144,872.08	143,072.08	1,800.00	.00
<b>DIVISION TOTALS:</b>				<b>.00</b>	<b>169,768.82</b>	<b>24,896.74</b>	<b>144,872.08</b>	<b>143,072.08</b>	<b>1,800.00</b>	<b>.00</b>
<b>DEPARTMENT TOTALS:</b>				<b>.00</b>	<b>169,768.82</b>	<b>24,896.74</b>	<b>144,872.08</b>	<b>143,072.08</b>	<b>1,800.00</b>	<b>.00</b>
<b>PERCENT EXPENDED: 14.7</b>				<b>PERCENT EXPENDED AND ENCUMBERED: 98.9</b>						
<b>358 Bond Hill Roselawn Stabilization &amp; Revitalization Operations FUND</b>										
<b>160 Community Developmt</b>										
<b>164 Division Of Community Devel</b>										
2020	358	164	7400	.00	27,859.64	27,859.64	.00	.00	.00	.00
<b>DIVISION TOTALS:</b>				<b>.00</b>	<b>27,859.64</b>	<b>27,859.64</b>	<b>.00</b>	<b>.00</b>	<b>.00</b>	<b>.00</b>
<b>DEPARTMENT TOTALS:</b>				<b>.00</b>	<b>27,859.64</b>	<b>27,859.64</b>	<b>.00</b>	<b>.00</b>	<b>.00</b>	<b>.00</b>
<b>PERCENT EXPENDED: 100.0</b>				<b>PERCENT EXPENDED AND ENCUMBERED: 100.0</b>						

364 091  
 RUN DATE: 12/14/2020  
 RUN TIME: 13.06.50

CITY OF CINCINNATI - DEPARTMENT OF FINANCE  
 DIVISION OF ACCOUNTS AND AUDITS  
 STATEMENT OF BALANCES  
 APPROPRIATED FUNDS  
 AS OF 11 / 30 / 2020

PGM ID: CFSFA104  
 PAGE: 24

FY	FND	AGY	OBJT	ORIGINAL AUTHORIZATION	ADJUSTED AUTHORIZATION	EXPENDITURES AMOUNT	UNEXPENDED BALANCE	ENCUMBRANCE AMOUNT	UNENCUMBERED BALANCE	PRE-ENCUMBERED AMOUNT
<b>364 911 Cell Phone Fees FUND</b>										
<b>090 Enterprise Technology Solution</b>										
<b>091 Enterprise Technology Solutions</b>										
2020	364	091	7400	.00	174,438.16	174,438.16	.00	.00	.00	.00
<b>DIVISION TOTALS:</b>				<b>.00</b>	<b>174,438.16</b>	<b>174,438.16</b>	<b>.00</b>	<b>.00</b>	<b>.00</b>	<b>.00</b>
<b>DEPARTMENT TOTALS:</b>				<b>.00</b>	<b>174,438.16</b>	<b>174,438.16</b>	<b>.00</b>	<b>.00</b>	<b>.00</b>	<b>.00</b>
<b>PERCENT EXPENDED: 100.0</b>				<b>PERCENT EXPENDED AND ENCUMBERED: 100.0</b>						
<b>100 Office Of The City Manager</b>										
<b>103 Emergency Communications</b>										
2020	364	103	7200	.00	74,975.00	74,975.00	.00	.00	.00	.00
2020	364	103	7300	.00	43,926.00	43,926.00	.00	.00	.00	.00
<b>DIVISION TOTALS:</b>				<b>.00</b>	<b>118,901.00</b>	<b>118,901.00</b>	<b>.00</b>	<b>.00</b>	<b>.00</b>	<b>.00</b>
<b>DEPARTMENT TOTALS:</b>				<b>.00</b>	<b>118,901.00</b>	<b>118,901.00</b>	<b>.00</b>	<b>.00</b>	<b>.00</b>	<b>.00</b>
<b>PERCENT EXPENDED: 100.0</b>				<b>PERCENT EXPENDED AND ENCUMBERED: 100.0</b>						
<b>377 Citizen Safety FUND</b>										
<b>250 Dept Of Public Services</b>										
<b>253 Div Of Neighborhood Operations</b>										
2020	377	253	7200	.00	39,924.44	9,548.25	30,376.19	30,376.19	.00	.00
<b>DIVISION TOTALS:</b>				<b>.00</b>	<b>39,924.44</b>	<b>9,548.25</b>	<b>30,376.19</b>	<b>30,376.19</b>	<b>.00</b>	<b>.00</b>
<b>DEPARTMENT TOTALS:</b>				<b>.00</b>	<b>39,924.44</b>	<b>9,548.25</b>	<b>30,376.19</b>	<b>30,376.19</b>	<b>.00</b>	<b>.00</b>
<b>PERCENT EXPENDED: 23.9</b>				<b>PERCENT EXPENDED AND ENCUMBERED: 100.0</b>						
<b>395 Community Health Center FUND</b>										
<b>260 Department Of Public Health</b>										
<b>264 Primary Health Care - S.P.</b>										
2020	395	264	7300	.00	436.78	.00	436.78	92.38	344.40	.00
<b>DIVISION TOTALS:</b>				<b>.00</b>	<b>436.78</b>	<b>.00</b>	<b>436.78</b>	<b>92.38</b>	<b>344.40</b>	<b>.00</b>
<b>265 Primary Health Care - H.C.</b>										
2020	395	265	7200	.00	374,835.99	180,601.82	194,234.17	46,397.32	147,836.85	.00
2020	395	265	7300	.00	192,948.39	41,246.82	151,701.57	132,874.90	18,826.67	.00
2020	395	265	7400	.00	47,307.26	28,416.36	18,890.90	6,816.67	12,074.23	.00
<b>DIVISION TOTALS:</b>				<b>.00</b>	<b>615,091.64</b>	<b>250,265.00</b>	<b>364,826.64</b>	<b>186,088.89</b>	<b>178,737.75</b>	<b>.00</b>
<b>266 School &amp; Adolescent Health</b>										
2020	395	266	7200	.00	42,603.54	12,778.76	29,824.78	.00	29,824.78	.00
2020	395	266	7300	.00	81,856.82	8,614.69	73,242.13	64,558.82	8,683.31	.00
2020	395	266	7400	.00	8,803.15	3,283.30	5,519.85	.00	5,519.85	.00
<b>DIVISION TOTALS:</b>				<b>.00</b>	<b>133,263.51</b>	<b>24,676.75</b>	<b>108,586.76</b>	<b>64,558.82</b>	<b>44,027.94</b>	<b>.00</b>
<b>DEPARTMENT TOTALS:</b>				<b>.00</b>	<b>748,791.93</b>	<b>274,941.75</b>	<b>473,850.18</b>	<b>250,740.09</b>	<b>223,110.09</b>	<b>.00</b>
<b>PERCENT EXPENDED: 36.7</b>				<b>PERCENT EXPENDED AND ENCUMBERED: 70.2</b>						

416 261  
 RUN DATE: 12/14/2020  
 RUN TIME: 13.06.50

CITY OF CINCINNATI - DEPARTMENT OF FINANCE  
 DIVISION OF ACCOUNTS AND AUDITS  
 STATEMENT OF BALANCES  
 APPROPRIATED FUNDS  
 AS OF 11 / 30 / 2020

PGM ID: CFSFA104  
 PAGE: 25

FY	FND	AGY	OBJT	ORIGINAL AUTHORIZATION	ADJUSTED AUTHORIZATION	EXPENDITURES AMOUNT	UNEXPENDED BALANCE	ENCUMBRANCE AMOUNT	UNENCUMBERED BALANCE	PRE-ENCUMBERED AMOUNT
<b>416 Cincinnati Health District FUND</b>										
<b>260 Department Of Public Health</b>										
<b>261 Health, Office Of The Commissioner</b>										
2020	416	261	7200	.00	20,320.77	2,075.40	18,245.37	6,480.40	11,764.97	.00
2020	416	261	7300	.00	8,567.84	1,835.38	6,732.46	6,659.02	73.44	.00
2020	416	261	7400	.00	8,447.80	6,600.00	1,847.80	.00	1,847.80	.00
<b>DIVISION TOTALS:</b>				<b>.00</b>	<b>37,336.41</b>	<b>10,510.78</b>	<b>26,825.63</b>	<b>13,139.42</b>	<b>13,686.21</b>	<b>.00</b>
<b>262 Health, Technical Resources</b>										
2020	416	262	7200	.00	49,379.38	33,694.45	15,684.93	10,594.22	5,090.71	.00
2020	416	262	7300	.00	6,198.83	941.17	5,257.66	.00	5,257.66	.00
2020	416	262	7400	.00	791.72	54.00	737.72	.00	737.72	.00
<b>DIVISION TOTALS:</b>				<b>.00</b>	<b>56,369.93</b>	<b>34,689.62</b>	<b>21,680.31</b>	<b>10,594.22</b>	<b>11,086.09</b>	<b>.00</b>
<b>263 Div Of Community Health</b>										
2020	416	263	7200	.00	17,120.80	3,602.40	13,518.40	6,370.49	7,147.91	.00
2020	416	263	7300	.00	558.90	.00	558.90	.00	558.90	.00
<b>DIVISION TOTALS:</b>				<b>.00</b>	<b>17,679.70</b>	<b>3,602.40</b>	<b>14,077.30</b>	<b>6,370.49</b>	<b>7,706.81</b>	<b>.00</b>
<b>264 Primary Health Care - S.P.</b>										
2020	416	264	7200	.00	1,492.31	.00	1,492.31	1,492.31	.00	.00
2020	416	264	7300	.00	547.90	28.40	519.50	205.00	314.50	.00
<b>DIVISION TOTALS:</b>				<b>.00</b>	<b>2,040.21</b>	<b>28.40</b>	<b>2,011.81</b>	<b>1,697.31</b>	<b>314.50</b>	<b>.00</b>
<b>266 School &amp; Adolescent Health</b>										
2020	416	266	7300	.00	13,330.00	7,465.98	5,864.02	5,864.02	.00	.00
<b>DIVISION TOTALS:</b>				<b>.00</b>	<b>13,330.00</b>	<b>7,465.98</b>	<b>5,864.02</b>	<b>5,864.02</b>	<b>.00</b>	<b>.00</b>
<b>DEPARTMENT TOTALS:</b>				<b>.00</b>	<b>126,756.25</b>	<b>56,297.18</b>	<b>70,459.07</b>	<b>37,665.46</b>	<b>32,793.61</b>	<b>.00</b>
<b>PERCENT EXPENDED:</b>				<b>44.4</b>	<b>PERCENT EXPENDED AND ENCUMBERED: 74.1</b>					
<b>449 Cinti Area Geographic Info Sys FUND</b>										
<b>090 Enterprise Technology Solution</b>										
<b>092 ETS-CAGIS</b>										
2020	449	092	7200	.00	45,198.75	44,370.00	828.75	828.75	.00	.00
2020	449	092	7300	.00	1,349.90	.00	1,349.90	1,349.90	.00	.00
2020	449	092	7400	.00	69,267.86	29,780.99	39,486.87	39,486.87	.00	.00
<b>DIVISION TOTALS:</b>				<b>.00</b>	<b>115,816.51</b>	<b>74,150.99</b>	<b>41,665.52</b>	<b>41,665.52</b>	<b>.00</b>	<b>.00</b>
<b>DEPARTMENT TOTALS:</b>				<b>.00</b>	<b>115,816.51</b>	<b>74,150.99</b>	<b>41,665.52</b>	<b>41,665.52</b>	<b>.00</b>	<b>.00</b>
<b>PERCENT EXPENDED:</b>				<b>64.0</b>	<b>PERCENT EXPENDED AND ENCUMBERED: 100.0</b>					
<b>455 Streetcar Operations FUND</b>										
<b>080 SORTA</b>										
<b>081 SORTA Operations</b>										
2020	455	081	7200	.00	329,490.78	143,813.92	185,676.86	173,161.52	12,515.34	.00
<b>DIVISION TOTALS:</b>				<b>.00</b>	<b>329,490.78</b>	<b>143,813.92</b>	<b>185,676.86</b>	<b>173,161.52</b>	<b>12,515.34</b>	<b>.00</b>
<b>DEPARTMENT TOTALS:</b>				<b>.00</b>	<b>329,490.78</b>	<b>143,813.92</b>	<b>185,676.86</b>	<b>173,161.52</b>	<b>12,515.34</b>	<b>.00</b>
<b>PERCENT EXPENDED:</b>				<b>43.6</b>	<b>PERCENT EXPENDED AND ENCUMBERED: 96.2</b>					

455 111  
 RUN DATE: 12/14/2020  
 RUN TIME: 13.06.50

CITY OF CINCINNATI - DEPARTMENT OF FINANCE  
 DIVISION OF ACCOUNTS AND AUDITS  
 STATEMENT OF BALANCES  
 APPROPRIATED FUNDS  
 AS OF 11 / 30 / 2020

PGM ID: CFSFA104  
 PAGE: 26

FY	FND	AGY	OBJT	ORIGINAL AUTHORIZATION	ADJUSTED AUTHORIZATION	EXPENDITURES AMOUNT	UNEXPENDED BALANCE	ENCUMBRANCE AMOUNT	UNENCUMBERED BALANCE	PRE-ENCUMBERED AMOUNT
<b>110 Department Of Law</b>										
<b>111 Civil</b>										
2020	455	111	7200	.00	104,927.56	.00	104,927.56	104,927.56	.00	.00
<b>DIVISION TOTALS:</b>				<b>.00</b>	<b>104,927.56</b>	<b>.00</b>	<b>104,927.56</b>	<b>104,927.56</b>	<b>.00</b>	<b>.00</b>
<b>DEPARTMENT TOTALS:</b>				<b>.00</b>	<b>104,927.56</b>	<b>.00</b>	<b>104,927.56</b>	<b>104,927.56</b>	<b>.00</b>	<b>.00</b>
<b>PERCENT EXPENDED:</b>				<b>.0</b>	<b>PERCENT EXPENDED AND ENCUMBERED: 100.0</b>					
<b>230 Dept Of Transportation &amp; Engin</b>										
<b>231 Trans &amp; Eng, Director</b>										
2020	455	231	7200	.00	87,658.15	.00	87,658.15	87,658.15	.00	.00
2020	455	231	7400	.00	2,684.00	2,114.80	569.20	569.20	.00	.00
<b>DIVISION TOTALS:</b>				<b>.00</b>	<b>90,342.15</b>	<b>2,114.80</b>	<b>88,227.35</b>	<b>88,227.35</b>	<b>.00</b>	<b>.00</b>
<b>DEPARTMENT TOTALS:</b>				<b>.00</b>	<b>90,342.15</b>	<b>2,114.80</b>	<b>88,227.35</b>	<b>88,227.35</b>	<b>.00</b>	<b>.00</b>
<b>PERCENT EXPENDED:</b>				<b>2.3</b>	<b>PERCENT EXPENDED AND ENCUMBERED: 100.0</b>					
<b>250 Dept Of Public Services</b>										
<b>252 Traffic And Road Operations</b>										
2020	455	252	7300	.00	10.01	.00	10.01	10.01	.00	.00
<b>DIVISION TOTALS:</b>				<b>.00</b>	<b>10.01</b>	<b>.00</b>	<b>10.01</b>	<b>10.01</b>	<b>.00</b>	<b>.00</b>
<b>DEPARTMENT TOTALS:</b>				<b>.00</b>	<b>10.01</b>	<b>.00</b>	<b>10.01</b>	<b>10.01</b>	<b>.00</b>	<b>.00</b>
<b>PERCENT EXPENDED:</b>				<b>.0</b>	<b>PERCENT EXPENDED AND ENCUMBERED: 100.0</b>					
<b>457 CLEAR FUND</b>										
<b>090 Enterprise Technology Solution</b>										
<b>093 ETS-CLEAR</b>										
2020	457	093	7200	.00	149,817.06	85,782.90	64,034.16	64,034.16	.00	.00
2020	457	093	7300	.00	3,497.50	497.50	3,000.00	3,000.00	.00	.00
2020	457	093	7400	.00	56,238.50	54,088.50	2,150.00	2,150.00	.00	.00
<b>DIVISION TOTALS:</b>				<b>.00</b>	<b>209,553.06</b>	<b>140,368.90</b>	<b>69,184.16</b>	<b>69,184.16</b>	<b>.00</b>	<b>.00</b>
<b>DEPARTMENT TOTALS:</b>				<b>.00</b>	<b>209,553.06</b>	<b>140,368.90</b>	<b>69,184.16</b>	<b>69,184.16</b>	<b>.00</b>	<b>.00</b>
<b>PERCENT EXPENDED:</b>				<b>67.0</b>	<b>PERCENT EXPENDED AND ENCUMBERED: 100.0</b>					
<b>701 Metropolitan Sewer District FUND</b>										
<b>410 Dept. of Sewers Director's Off</b>										
<b>410 Dept. of Sewers Director's Office</b>										
2020	701	410	7100	.00	1,703,129.00	698,814.26	1,004,314.74	.00	1,004,314.74	.00
2020	701	410	7200	.00	620,940.00	97,080.20	523,859.80	351,884.32	171,975.48	.00
2020	701	410	7300	.00	20,295.00	756.70	19,538.30	5,946.17	13,592.13	.00
2020	701	410	7400	.00	374,266.00	22,794.00	351,472.00	.00	351,472.00	.00
2020	701	410	7500	.00	652,981.00	256,663.72	396,317.28	.00	396,317.28	.00
<b>DIVISION TOTALS:</b>				<b>.00</b>	<b>3,371,611.00</b>	<b>1,076,108.88</b>	<b>2,295,502.12</b>	<b>357,830.49</b>	<b>1,937,671.63</b>	<b>.00</b>
<b>DEPARTMENT TOTALS:</b>				<b>.00</b>	<b>3,371,611.00</b>	<b>1,076,108.88</b>	<b>2,295,502.12</b>	<b>357,830.49</b>	<b>1,937,671.63</b>	<b>.00</b>
<b>PERCENT EXPENDED:</b>				<b>31.9</b>	<b>PERCENT EXPENDED AND ENCUMBERED: 42.5</b>					

701 420  
 RUN DATE: 12/14/2020  
 RUN TIME: 13.06.50

CITY OF CINCINNATI - DEPARTMENT OF FINANCE  
 DIVISION OF ACCOUNTS AND AUDITS  
 STATEMENT OF BALANCES  
 APPROPRIATED FUNDS  
 AS OF 11 / 30 / 2020

PGM ID: CFSFA104  
 PAGE: 27

FY	FND	AGY	OBJT	ORIGINAL AUTHORIZATION	ADJUSTED AUTHORIZATION	EXPENDITURES AMOUNT	UNEXPENDED BALANCE	ENCUMBRANCE AMOUNT	UNENCUMBERED BALANCE	PRE-ENCUMBERED AMOUNT
<b>420 MSD Div Of Wastewater Engineer</b>										
<b>420 MSD Div Of Wastewater Engineering</b>										
2020	701	420	7100	.00	5,783,230.00	3,506,068.12	2,277,161.88	.00	2,277,161.88	.00
2020	701	420	7200	.00	482,052.00	158,266.51	323,785.49	53,671.29	270,114.20	.00
2020	701	420	7300	.00	68,494.00	13,070.03	55,423.97	10,587.90	44,836.07	6,100.00
2020	701	420	7400	.00	178,381.00	26,312.58	152,068.42	23,798.36	128,270.06	.00
2020	701	420	7500	.00	1,946,757.00	449,230.73	1,497,526.27	.00	1,497,526.27	.00
<b>DIVISION TOTALS:</b>				<b>.00</b>	<b>8,458,914.00</b>	<b>4,152,947.97</b>	<b>4,305,966.03</b>	<b>88,057.55</b>	<b>4,217,908.48</b>	<b>6,100.00</b>
<b>DEPARTMENT TOTALS:</b>				<b>.00</b>	<b>8,458,914.00</b>	<b>4,152,947.97</b>	<b>4,305,966.03</b>	<b>88,057.55</b>	<b>4,217,908.48</b>	<b>6,100.00</b>
<b>PERCENT EXPENDED: 49.1</b>				<b>PERCENT EXPENDED AND ENCUMBERED: 50.1</b>						
<b>430 MSD Div Of Wastewater Admin</b>										
<b>430 MSD Div Of Wastewater Admin</b>										
2020	701	430	7100	.00	3,404,410.00	1,265,653.56	2,138,756.44	.00	2,138,756.44	.00
2020	701	430	7200	.00	6,766,788.00	3,356,208.46	3,410,579.54	573,729.69	2,836,849.85	.00
2020	701	430	7300	.00	24,088.00	2,635.68	21,452.32	4,669.09	16,783.23	.00
2020	701	430	7400	.00	66,108.00	10,538.65	55,569.35	85.35	55,484.00	.00
2020	701	430	7500	.00	1,227,671.00	445,215.80	782,455.20	.00	782,455.20	.00
<b>DIVISION TOTALS:</b>				<b>.00</b>	<b>11,489,065.00</b>	<b>5,080,252.15</b>	<b>6,408,812.85</b>	<b>578,484.13</b>	<b>5,830,328.72</b>	<b>.00</b>
<b>431 MSD Division of Information Technology</b>										
2020	701	431	7100	.00	1,694,012.00	767,931.96	926,080.04	.00	926,080.04	.00
2020	701	431	7200	.00	1,513,219.00	1,027,029.52	486,189.48	56,459.38	429,730.10	.00
2020	701	431	7300	.00	211,065.00	80,137.24	130,927.76	3,000.00	127,927.76	.00
2020	701	431	7400	.00	2,432,993.00	1,065,485.65	1,367,507.35	56,945.39	1,310,561.96	.00
2020	701	431	7500	.00	637,234.00	266,142.91	371,091.09	.00	371,091.09	.00
<b>DIVISION TOTALS:</b>				<b>.00</b>	<b>6,488,523.00</b>	<b>3,206,727.28</b>	<b>3,281,795.72</b>	<b>116,404.77</b>	<b>3,165,390.95</b>	<b>.00</b>
<b>DEPARTMENT TOTALS:</b>				<b>.00</b>	<b>17,977,588.00</b>	<b>8,286,979.43</b>	<b>9,690,608.57</b>	<b>694,888.90</b>	<b>8,995,719.67</b>	<b>.00</b>
<b>PERCENT EXPENDED: 46.1</b>				<b>PERCENT EXPENDED AND ENCUMBERED: 50.0</b>						
<b>440 MSD Div Of Wastewater Treatmen</b>										
<b>441 MSD Office Of Superintendent</b>										
2020	701	441	7100	.00	1,562,082.00	695,551.55	866,530.45	.00	866,530.45	.00
2020	701	441	7200	.00	32,335.00	11,710.53	20,624.47	2,745.77	17,878.70	.00
2020	701	441	7300	.00	10,434.00	1,385.34	9,048.66	424.23	8,624.43	.00
2020	701	441	7400	.00	277,149.00	.00	277,149.00	.00	277,149.00	.00
2020	701	441	7500	.00	658,551.00	253,377.77	405,173.23	.00	405,173.23	.00
<b>DIVISION TOTALS:</b>				<b>.00</b>	<b>2,540,551.00</b>	<b>962,025.19</b>	<b>1,578,525.81</b>	<b>3,170.00</b>	<b>1,575,355.81</b>	<b>.00</b>
<b>442 MSD Millcreek Section</b>										
2020	701	442	7100	.00	4,352,887.00	1,758,247.47	2,594,639.53	.00	2,594,639.53	.00
2020	701	442	7200	.00	7,857,000.00	3,199,216.62	4,657,783.38	2,126,985.31	2,530,798.07	.00
2020	701	442	7300	.00	5,182,184.00	2,284,272.62	2,897,911.38	881,371.88	2,016,539.50	.00
2020	701	442	7400	.00	178,481.00	20,727.02	157,753.98	5,515.99	152,237.99	.00
2020	701	442	7500	.00	1,702,304.00	650,866.56	1,051,437.44	.00	1,051,437.44	.00
<b>DIVISION TOTALS:</b>				<b>.00</b>	<b>19,272,856.00</b>	<b>7,913,330.29</b>	<b>11,359,525.71</b>	<b>3,013,873.18</b>	<b>8,345,652.53</b>	<b>.00</b>
<b>443 MSD Little Miami Section</b>										
2020	701	443	7100	.00	1,571,367.00	750,455.77	820,911.23	.00	820,911.23	.00
2020	701	443	7200	.00	4,036,819.00	1,897,690.00	2,139,129.00	676,114.84	1,463,014.16	.00
2020	701	443	7300	.00	970,642.00	400,687.15	569,954.85	198,329.49	371,625.36	165.25
2020	701	443	7400	.00	109,274.00	221.01	109,052.99	664.33	108,388.66	.00
2020	701	443	7500	.00	627,646.00	300,324.04	327,321.96	.00	327,321.96	.00
<b>DIVISION TOTALS:</b>				<b>.00</b>	<b>7,315,748.00</b>	<b>3,349,377.97</b>	<b>3,966,370.03</b>	<b>875,108.66</b>	<b>3,091,261.37</b>	<b>165.25</b>

701 444  
 RUN DATE: 12/14/2020  
 RUN TIME: 13.06.50

CITY OF CINCINNATI - DEPARTMENT OF FINANCE  
 DIVISION OF ACCOUNTS AND AUDITS  
 STATEMENT OF BALANCES  
 APPROPRIATED FUNDS  
 AS OF 11 / 30 / 2020

PGM ID: CFSFA104  
 PAGE: 28

FY	FND	AGY	OBJT	ORIGINAL AUTHORIZATION	ADJUSTED AUTHORIZATION	EXPENDITURES AMOUNT	UNEXPENDED BALANCE	ENCUMBRANCE AMOUNT	UNENCUMBERED BALANCE	PRE-ENCUMBERED AMOUNT
<b>444 MSD Muddy Creek Section</b>										
2020	701	444	7100	.00	1,172,211.00	488,825.97	683,385.03	.00	683,385.03	.00
2020	701	444	7200	.00	1,462,121.00	651,219.57	810,901.43	292,943.85	517,957.58	.00
2020	701	444	7300	.00	510,218.00	223,941.30	286,276.70	59,432.61	226,844.09	.00
2020	701	444	7400	.00	32,002.00	4,854.95	27,147.05	247.20	26,899.85	.00
2020	701	444	7500	.00	499,423.00	210,952.14	288,470.86	.00	288,470.86	.00
<b>DIVISION TOTALS:</b>				<b>.00</b>	<b>3,675,975.00</b>	<b>1,579,793.93</b>	<b>2,096,181.07</b>	<b>352,623.66</b>	<b>1,743,557.41</b>	<b>.00</b>
<b>445 MSD Sycamore Section</b>										
2020	701	445	7100	.00	959,609.00	427,434.43	532,174.57	.00	532,174.57	.00
2020	701	445	7200	.00	1,020,911.00	456,640.19	564,270.81	198,106.86	366,163.95	.00
2020	701	445	7300	.00	339,445.00	188,062.23	151,382.77	92,311.57	59,071.20	.00
2020	701	445	7400	.00	18,725.00	964.20	17,760.80	262.56	17,498.24	.00
2020	701	445	7500	.00	477,181.00	187,001.58	290,179.42	.00	290,179.42	.00
<b>DIVISION TOTALS:</b>				<b>.00</b>	<b>2,815,871.00</b>	<b>1,260,102.63</b>	<b>1,555,768.37</b>	<b>290,680.99</b>	<b>1,265,087.38</b>	<b>.00</b>
<b>446 MSD Taylor Creek Section</b>										
2020	701	446	7100	.00	608,120.00	265,005.42	343,114.58	.00	343,114.58	.00
2020	701	446	7200	.00	1,031,203.00	501,315.87	529,887.13	170,757.66	359,129.47	.00
2020	701	446	7300	.00	258,753.00	148,693.65	110,059.35	38,480.46	71,578.89	.00
2020	701	446	7400	.00	9,600.00	309.09	9,290.91	580.28	8,710.63	.00
2020	701	446	7500	.00	233,553.00	95,309.82	138,243.18	.00	138,243.18	.00
<b>DIVISION TOTALS:</b>				<b>.00</b>	<b>2,141,229.00</b>	<b>1,010,633.85</b>	<b>1,130,595.15</b>	<b>209,818.40</b>	<b>920,776.75</b>	<b>.00</b>
<b>447 MSD Polk Run Section</b>										
2020	701	447	7100	.00	548,105.00	269,183.65	278,921.35	.00	278,921.35	.00
2020	701	447	7200	.00	619,974.00	346,366.92	273,607.08	79,398.68	194,208.40	.00
2020	701	447	7300	.00	212,084.00	115,977.25	96,106.75	47,998.05	48,108.70	.00
2020	701	447	7400	.00	10,556.00	292.54	10,263.46	211.24	10,052.22	.00
2020	701	447	7500	.00	243,895.00	107,910.42	135,984.58	.00	135,984.58	.00
<b>DIVISION TOTALS:</b>				<b>.00</b>	<b>1,634,614.00</b>	<b>839,730.78</b>	<b>794,883.22</b>	<b>127,607.97</b>	<b>667,275.25</b>	<b>.00</b>
<b>449 MSD Maintenance Section</b>										
2020	701	449	7100	.00	4,299,537.00	1,619,649.73	2,679,887.27	.00	2,679,887.27	.00
2020	701	449	7200	.00	620,573.00	150,055.30	470,517.70	110,559.19	359,958.51	74,650.00
2020	701	449	7300	.00	425,359.00	132,890.89	292,468.11	96,651.73	195,816.38	.00
2020	701	449	7400	.00	1,229,793.00	79,870.98	1,149,922.02	34,118.00	1,115,804.02	.00
2020	701	449	7500	.00	1,743,870.00	692,428.81	1,051,441.19	.00	1,051,441.19	.00
<b>DIVISION TOTALS:</b>				<b>.00</b>	<b>8,319,132.00</b>	<b>2,674,895.71</b>	<b>5,644,236.29</b>	<b>241,328.92</b>	<b>5,402,907.37</b>	<b>74,650.00</b>
<b>DEPARTMENT TOTALS:</b>				<b>.00</b>	<b>47,715,976.00</b>	<b>19,589,890.35</b>	<b>28,126,085.65</b>	<b>5,114,211.78</b>	<b>23,011,873.87</b>	<b>74,815.25</b>
<b>PERCENT EXPENDED: 41.1</b>				<b>PERCENT EXPENDED AND ENCUMBERED:</b>				<b>51.8</b>		
<b>450 MSD Div Of Wastewater Collecti</b>										
<b>450 MSD Div Of Wastewater Collection</b>										
2020	701	450	7100	.00	8,165,241.00	3,365,969.49	4,799,271.51	.00	4,799,271.51	.00
2020	701	450	7200	.00	5,818,282.00	2,367,482.81	3,450,799.19	1,886,460.50	1,564,338.69	.00
2020	701	450	7300	.00	2,905,690.00	1,034,069.44	1,871,620.56	835,831.58	1,035,788.98	.00
2020	701	450	7400	.00	171,327.00	22,422.72	148,904.28	65,842.32	83,061.96	.00
2020	701	450	7500	.00	3,826,228.00	1,412,778.43	2,413,449.57	.00	2,413,449.57	.00
<b>DIVISION TOTALS:</b>				<b>.00</b>	<b>20,886,768.00</b>	<b>8,202,722.89</b>	<b>12,684,045.11</b>	<b>2,788,134.40</b>	<b>9,895,910.71</b>	<b>.00</b>
<b>DEPARTMENT TOTALS:</b>				<b>.00</b>	<b>20,886,768.00</b>	<b>8,202,722.89</b>	<b>12,684,045.11</b>	<b>2,788,134.40</b>	<b>9,895,910.71</b>	<b>.00</b>
<b>PERCENT EXPENDED: 39.3</b>				<b>PERCENT EXPENDED AND ENCUMBERED:</b>				<b>52.6</b>		

701 460  
 RUN DATE: 12/14/2020  
 RUN TIME: 13.06.50

CITY OF CINCINNATI - DEPARTMENT OF FINANCE  
 DIVISION OF ACCOUNTS AND AUDITS  
 STATEMENT OF BALANCES  
 APPROPRIATED FUNDS  
 AS OF 11 / 30 / 2020

PGM ID: CFSFA104  
 PAGE: 29

FY	FND	AGY	OBJT	ORIGINAL AUTHORIZATION	ADJUSTED AUTHORIZATION	EXPENDITURES AMOUNT	UNEXPENDED BALANCE	ENCUMBRANCE AMOUNT	UNENCUMBERED BALANCE	PRE-ENCUMBERED AMOUNT
<b>460 MSD Div Of Industrial Waste</b>										
<b>460 MSD Div Of Industrial Waste</b>										
2020	701	460	7100	.00	3,832,206.00	1,544,366.08	2,287,839.92	.00	2,287,839.92	.00
2020	701	460	7200	.00	1,029,465.00	254,498.66	774,966.34	527,980.63	246,985.71	.00
2020	701	460	7300	.00	787,407.00	280,754.24	506,652.76	258,715.02	247,937.74	.00
2020	701	460	7400	.00	40,391.00	4,538.08	35,852.92	4,510.53	31,342.39	.00
2020	701	460	7500	.00	1,595,484.00	607,654.20	987,829.80	.00	987,829.80	.00
<b>DIVISION TOTALS:</b>				<b>.00</b>	<b>7,284,953.00</b>	<b>2,691,811.26</b>	<b>4,593,141.74</b>	<b>791,206.18</b>	<b>3,801,935.56</b>	<b>.00</b>
<b>DEPARTMENT TOTALS:</b>				<b>.00</b>	<b>7,284,953.00</b>	<b>2,691,811.26</b>	<b>4,593,141.74</b>	<b>791,206.18</b>	<b>3,801,935.56</b>	<b>.00</b>
<b>PERCENT EXPENDED:</b>				<b>37.0</b>	<b>PERCENT EXPENDED AND ENCUMBERED:</b>					
								<b>47.8</b>		
<b>470 MSD Watershed Operations</b>										
<b>470 MSD Watershed Operations</b>										
2020	701	470	7100	.00	2,305,287.00	1,008,254.01	1,297,032.99	.00	1,297,032.99	.00
2020	701	470	7200	.00	5,291,130.00	2,827,444.34	2,463,685.66	1,276,163.94	1,187,521.72	.00
2020	701	470	7300	.00	712,023.00	251,488.60	460,534.40	104,291.88	356,242.52	.00
2020	701	470	7400	.00	330,500.00	40,244.12	290,255.88	26,839.87	263,416.01	.00
2020	701	470	7500	.00	968,230.00	390,385.04	577,844.96	.00	577,844.96	.00
<b>DIVISION TOTALS:</b>				<b>.00</b>	<b>9,607,170.00</b>	<b>4,517,816.11</b>	<b>5,089,353.89</b>	<b>1,407,295.69</b>	<b>3,682,058.20</b>	<b>.00</b>
<b>DEPARTMENT TOTALS:</b>				<b>.00</b>	<b>9,607,170.00</b>	<b>4,517,816.11</b>	<b>5,089,353.89</b>	<b>1,407,295.69</b>	<b>3,682,058.20</b>	<b>.00</b>
<b>PERCENT EXPENDED:</b>				<b>47.0</b>	<b>PERCENT EXPENDED AND ENCUMBERED:</b>					
								<b>61.7</b>		
<b>480 MSD SBU Program</b>										
<b>480 MSD SBU Program</b>										
2020	701	480	7100	.00	646,435.00	170,381.69	476,053.31	.00	476,053.31	.00
2020	701	480	7200	.00	10,822,706.00	4,634,030.74	6,188,675.26	2,853,448.44	3,335,226.82	.00
2020	701	480	7300	.00	73,287.00	.00	73,287.00	.00	73,287.00	.00
2020	701	480	7400	.00	804,007.00	633,921.43	170,085.57	.00	170,085.57	.00
2020	701	480	7500	.00	251,124.00	75,343.56	175,780.44	.00	175,780.44	.00
<b>DIVISION TOTALS:</b>				<b>.00</b>	<b>12,597,559.00</b>	<b>5,513,677.42</b>	<b>7,083,881.58</b>	<b>2,853,448.44</b>	<b>4,230,433.14</b>	<b>.00</b>
<b>DEPARTMENT TOTALS:</b>				<b>.00</b>	<b>12,597,559.00</b>	<b>5,513,677.42</b>	<b>7,083,881.58</b>	<b>2,853,448.44</b>	<b>4,230,433.14</b>	<b>.00</b>
<b>PERCENT EXPENDED:</b>				<b>43.8</b>	<b>PERCENT EXPENDED AND ENCUMBERED:</b>					
								<b>66.4</b>		
<b>490 MSD Debt Service</b>										
<b>490 MSD Debt Service</b>										
2020	701	490	7700	.00	86,400,900.00	23,540,848.35	62,860,051.65	.00	62,860,051.65	.00
<b>DIVISION TOTALS:</b>				<b>.00</b>	<b>86,400,900.00</b>	<b>23,540,848.35</b>	<b>62,860,051.65</b>	<b>.00</b>	<b>62,860,051.65</b>	<b>.00</b>
<b>DEPARTMENT TOTALS:</b>				<b>.00</b>	<b>86,400,900.00</b>	<b>23,540,848.35</b>	<b>62,860,051.65</b>	<b>.00</b>	<b>62,860,051.65</b>	<b>.00</b>
<b>PERCENT EXPENDED:</b>				<b>27.2</b>	<b>PERCENT EXPENDED AND ENCUMBERED:</b>					
								<b>27.2</b>		
<b>940 Govt'Al &amp; Prof'Al Services</b>										
<b>944 General Fund Overhead</b>										
2020	701	944	7200	.00	2,941,761.00	2,582,066.00	359,695.00	.00	359,695.00	.00
<b>DIVISION TOTALS:</b>				<b>.00</b>	<b>2,941,761.00</b>	<b>2,582,066.00</b>	<b>359,695.00</b>	<b>.00</b>	<b>359,695.00</b>	<b>.00</b>
<b>DEPARTMENT TOTALS:</b>				<b>.00</b>	<b>2,941,761.00</b>	<b>2,582,066.00</b>	<b>359,695.00</b>	<b>.00</b>	<b>359,695.00</b>	<b>.00</b>
<b>PERCENT EXPENDED:</b>				<b>87.8</b>	<b>PERCENT EXPENDED AND ENCUMBERED:</b>					
								<b>87.8</b>		
<b>980 Capital Outlay Accounts</b>										
<b>981 Motorized &amp; Construction Equip</b>										
2020	701	981	7600	.00	1,101,000.00	189,303.04	911,696.96	907,510.32	4,186.64	18,788.90
<b>DIVISION TOTALS:</b>				<b>.00</b>	<b>1,101,000.00</b>	<b>189,303.04</b>	<b>911,696.96</b>	<b>907,510.32</b>	<b>4,186.64</b>	<b>18,788.90</b>



701 982  
 RUN DATE: 12/14/2020  
 RUN TIME: 13.06.50

CITY OF CINCINNATI - DEPARTMENT OF FINANCE  
 DIVISION OF ACCOUNTS AND AUDITS  
 STATEMENT OF BALANCES  
 APPROPRIATED FUNDS  
 AS OF 11 / 30 / 2020

PGM ID: CFSFA104  
 PAGE: 30

FY	FND	AGY	OBJT	ORIGINAL AUTHORIZATION	ADJUSTED AUTHORIZATION	EXPENDITURES AMOUNT	UNEXPENDED BALANCE	ENCUMBRANCE AMOUNT	UNENCUMBERED BALANCE	PRE-ENCUMBERED AMOUNT
<b>982 Office &amp; Technical Equip</b>										
2020	701	982	7600	.00	1,355,800.00	479,832.65	875,967.35	136,637.37	739,329.98	62,300.00
<b>DIVISION TOTALS:</b>				<b>.00</b>	<b>1,355,800.00</b>	<b>479,832.65</b>	<b>875,967.35</b>	<b>136,637.37</b>	<b>739,329.98</b>	<b>62,300.00</b>
<b>DEPARTMENT TOTALS:</b>				<b>.00</b>	<b>2,456,800.00</b>	<b>669,135.69</b>	<b>1,787,664.31</b>	<b>1,044,147.69</b>	<b>743,516.62</b>	<b>81,088.90</b>
<b>PERCENT EXPENDED: 27.2</b>				<b>PERCENT EXPENDED AND ENCUMBERED: 69.7</b>						
<b>759 Income Tax Transit FUND</b>										
<b>230 Dept Of Transportation &amp; Engin</b>										
<b>232 Div Of Transportation Planning</b>										
2020	759	232	7200	.00	4,500.00	4,500.00	.00	.00	.00	.00
<b>DIVISION TOTALS:</b>				<b>.00</b>	<b>4,500.00</b>	<b>4,500.00</b>	<b>.00</b>	<b>.00</b>	<b>.00</b>	<b>.00</b>
<b>DEPARTMENT TOTALS:</b>				<b>.00</b>	<b>4,500.00</b>	<b>4,500.00</b>	<b>.00</b>	<b>.00</b>	<b>.00</b>	<b>.00</b>
<b>PERCENT EXPENDED: 100.0</b>				<b>PERCENT EXPENDED AND ENCUMBERED: 100.0</b>						
<b>050 General FUND</b>										
<b>010 City Council</b>										
<b>011 Councilmember G. Landsman</b>										
2021	050	011	7100	111,210.00	111,210.00	44,323.58	66,886.42	.00	66,886.42	.00
2021	050	011	7200	4,890.00	4,890.00	127.50	4,762.50	.00	4,762.50	.00
<b>DIVISION TOTALS:</b>				<b>116,100.00</b>	<b>116,100.00</b>	<b>44,451.08</b>	<b>71,648.92</b>	<b>.00</b>	<b>71,648.92</b>	<b>.00</b>
<b>012 Councilmember PG Sittenfeld</b>										
2021	050	012	7100	111,210.00	111,210.00	43,661.42	67,548.58	.00	67,548.58	.00
2021	050	012	7200	4,890.00	4,890.00	347.46	4,542.54	.00	4,542.54	.00
<b>DIVISION TOTALS:</b>				<b>116,100.00</b>	<b>116,100.00</b>	<b>44,008.88</b>	<b>72,091.12</b>	<b>.00</b>	<b>72,091.12</b>	<b>.00</b>
<b>015 Councilmember D. Mann</b>										
2021	050	015	7100	111,210.00	111,210.00	34,953.95	76,256.05	.00	76,256.05	.00
2021	050	015	7200	4,890.00	4,890.00	426.45	4,463.55	.00	4,463.55	.00
<b>DIVISION TOTALS:</b>				<b>116,100.00</b>	<b>116,100.00</b>	<b>35,380.40</b>	<b>80,719.60</b>	<b>.00</b>	<b>80,719.60</b>	<b>.00</b>
<b>016 Councilmember C. Seelbach</b>										
2021	050	016	7100	111,210.00	111,210.00	45,574.80	65,635.20	.00	65,635.20	.00
2021	050	016	7200	4,890.00	4,890.00	255.00	4,635.00	.00	4,635.00	.00
<b>DIVISION TOTALS:</b>				<b>116,100.00</b>	<b>116,100.00</b>	<b>45,829.80</b>	<b>70,270.20</b>	<b>.00</b>	<b>70,270.20</b>	<b>.00</b>
<b>017 Councilmember W. Young</b>										
2021	050	017	7100	111,210.00	111,210.00	46,737.80	64,472.20	.00	64,472.20	.00
2021	050	017	7200	4,890.00	4,890.00	492.38	4,397.62	.00	4,397.62	.00
<b>DIVISION TOTALS:</b>				<b>116,100.00</b>	<b>116,100.00</b>	<b>47,230.18</b>	<b>68,869.82</b>	<b>.00</b>	<b>68,869.82</b>	<b>.00</b>
<b>019 City Council</b>										
2021	050	019	7100	545,010.00	545,010.00	230,919.48	314,090.52	.00	314,090.52	.00
2021	050	019	7500	491,580.00	491,580.00	185,292.08	306,287.92	.00	306,287.92	.00
<b>DIVISION TOTALS:</b>				<b>1,036,590.00</b>	<b>1,036,590.00</b>	<b>416,211.56</b>	<b>620,378.44</b>	<b>.00</b>	<b>620,378.44</b>	<b>.00</b>
<b>024 Councilmember C. Smitherman</b>										
2021	050	024	7100	111,210.00	111,210.00	42,557.41	68,652.59	.00	68,652.59	.00
2021	050	024	7200	4,890.00	4,890.00	591.07	4,298.93	.00	4,298.93	.00
<b>DIVISION TOTALS:</b>				<b>116,100.00</b>	<b>116,100.00</b>	<b>43,148.48</b>	<b>72,951.52</b>	<b>.00</b>	<b>72,951.52</b>	<b>.00</b>

050 026  
 RUN DATE: 12/14/2020  
 RUN TIME: 13.06.50

CITY OF CINCINNATI - DEPARTMENT OF FINANCE  
 DIVISION OF ACCOUNTS AND AUDITS  
 STATEMENT OF BALANCES  
 APPROPRIATED FUNDS  
 AS OF 11 / 30 / 2020

PGM ID: CFSFA104  
 PAGE: 31

FY	FND	AGY	OBJT	ORIGINAL AUTHORIZATION	ADJUSTED AUTHORIZATION	EXPENDITURES AMOUNT	UNEXPENDED BALANCE	ENCUMBRANCE AMOUNT	UNENCUMBERED BALANCE	PRE-ENCUMBERED AMOUNT
<b>026 Councilmember J. Pastor</b>										
2021	050	026	7100	111,210.00	111,210.00	42,812.36	68,397.64	.00	68,397.64	.00
2021	050	026	7200	4,890.00	4,890.00	703.21	4,186.79	.00	4,186.79	.00
<b>DIVISION TOTALS:</b>				<b>116,100.00</b>	<b>116,100.00</b>	<b>43,515.57</b>	<b>72,584.43</b>	<b>.00</b>	<b>72,584.43</b>	<b>.00</b>
<b>028 Councilmember B. Sundermann</b>										
2021	050	028	7100	111,210.00	111,210.00	42,939.66	68,270.34	.00	68,270.34	.00
2021	050	028	7200	4,890.00	4,890.00	298.90	4,591.10	.00	4,591.10	.00
<b>DIVISION TOTALS:</b>				<b>116,100.00</b>	<b>116,100.00</b>	<b>43,238.56</b>	<b>72,861.44</b>	<b>.00</b>	<b>72,861.44</b>	<b>.00</b>
<b>029 Councilmember J. Kearney</b>										
2021	050	029	7100	111,210.00	111,210.00	21,947.36	89,262.64	.00	89,262.64	.00
2021	050	029	7200	4,890.00	4,890.00	127.50	4,762.50	.00	4,762.50	.00
<b>DIVISION TOTALS:</b>				<b>116,100.00</b>	<b>116,100.00</b>	<b>22,074.86</b>	<b>94,025.14</b>	<b>.00</b>	<b>94,025.14</b>	<b>.00</b>
<b>031 Office Of The Mayor</b>										
2021	050	031	7100	623,420.00	635,630.00	202,459.05	433,170.95	.00	433,170.95	.00
2021	050	031	7200	7,650.00	6,650.00	2,697.41	3,952.59	.00	3,952.59	.00
2021	050	031	7300	5,420.00	5,420.00	1,446.94	3,973.06	.00	3,973.06	.00
2021	050	031	7400	.00	1,000.00	333.05	666.95	.00	666.95	.00
2021	050	031	7500	200,510.00	200,510.00	67,360.68	133,149.32	.00	133,149.32	.00
<b>DIVISION TOTALS:</b>				<b>837,000.00</b>	<b>849,210.00</b>	<b>274,297.13</b>	<b>574,912.87</b>	<b>.00</b>	<b>574,912.87</b>	<b>.00</b>
<b>041 Office Of The Clerk Of Council</b>										
2021	050	041	7100	327,880.00	338,240.00	185,025.64	153,214.36	.00	153,214.36	.00
2021	050	041	7200	95,250.00	95,250.00	20,797.34	74,452.66	4,317.60	70,135.06	.00
2021	050	041	7300	8,690.00	8,690.00	893.58	7,796.42	.00	7,796.42	.00
2021	050	041	7400	21,330.00	21,330.00	5,281.09	16,048.91	.00	16,048.91	.00
2021	050	041	7500	148,720.00	148,720.00	67,932.89	80,787.11	.00	80,787.11	.00
<b>DIVISION TOTALS:</b>				<b>601,870.00</b>	<b>612,230.00</b>	<b>279,930.54</b>	<b>332,299.46</b>	<b>4,317.60</b>	<b>327,981.86</b>	<b>.00</b>
<b>DEPARTMENT TOTALS:</b>				<b>3,520,360.00</b>	<b>3,542,930.00</b>	<b>1,339,317.04</b>	<b>2,203,612.96</b>	<b>4,317.60</b>	<b>2,199,295.36</b>	<b>.00</b>
<b>PERCENT EXPENDED:</b>				<b>37.8</b>	<b>PERCENT EXPENDED AND ENCUMBERED:</b>					
							<b>37.9</b>			
<b>090 Enterprise Technology Solution</b>										
<b>091 Enterprise Technology Solutions</b>										
2021	050	091	7100	3,667,800.00	3,690,958.00	1,754,064.29	1,936,893.71	.00	1,936,893.71	.00
2021	050	091	7200	211,250.00	211,250.00	74,212.06	137,037.94	36,182.89	100,855.05	.00
2021	050	091	7300	69,200.00	69,200.00	10,591.91	58,608.09	8,243.37	50,364.72	.00
2021	050	091	7400	299,840.00	299,840.00	268,342.99	31,497.01	3,943.25	27,553.76	.00
2021	050	091	7500	849,400.00	849,400.00	624,219.68	225,180.32	.00	225,180.32	.00
<b>DIVISION TOTALS:</b>				<b>5,097,490.00</b>	<b>5,120,648.00</b>	<b>2,731,430.93</b>	<b>2,389,217.07</b>	<b>48,369.51</b>	<b>2,340,847.56</b>	<b>.00</b>
<b>DEPARTMENT TOTALS:</b>				<b>5,097,490.00</b>	<b>5,120,648.00</b>	<b>2,731,430.93</b>	<b>2,389,217.07</b>	<b>48,369.51</b>	<b>2,340,847.56</b>	<b>.00</b>
<b>PERCENT EXPENDED:</b>				<b>53.3</b>	<b>PERCENT EXPENDED AND ENCUMBERED:</b>					
							<b>54.3</b>			
<b>100 Office Of The City Manager</b>										
<b>101 City Manager's Office</b>										
2021	050	101	7100	1,688,820.00	1,719,822.00	841,092.30	878,729.70	.00	878,729.70	.00
2021	050	101	7200	910,625.00	2,206,325.00	291,755.47	1,914,569.53	505,304.09	1,409,265.44	.00
2021	050	101	7300	27,750.00	79,050.00	3,998.68	75,051.32	47,118.55	27,932.77	.00
2021	050	101	7400	118,270.00	121,270.00	24,020.84	97,249.16	34,561.43	62,687.73	.00
2021	050	101	7500	523,920.00	523,920.00	242,989.39	280,930.61	.00	280,930.61	.00
<b>DIVISION TOTALS:</b>				<b>3,269,385.00</b>	<b>4,650,387.00</b>	<b>1,403,856.68</b>	<b>3,246,530.32</b>	<b>586,984.07</b>	<b>2,659,546.25</b>	<b>.00</b>

050 102  
 RUN DATE: 12/14/2020  
 RUN TIME: 13.06.50

CITY OF CINCINNATI - DEPARTMENT OF FINANCE  
 DIVISION OF ACCOUNTS AND AUDITS  
 STATEMENT OF BALANCES  
 APPROPRIATED FUNDS  
 AS OF 11 / 30 / 2020

PGM ID: CFSFA104  
 PAGE: 32

FY	FND	AGY	OBJT	ORIGINAL AUTHORIZATION	ADJUSTED AUTHORIZATION	EXPENDITURES AMOUNT	UNEXPENDED BALANCE	ENCUMBRANCE AMOUNT	UNENCUMBERED BALANCE	PRE-ENCUMBERED AMOUNT
<b>102 Office Of Budget &amp; Evaluation</b>										
2021	050	102	7100	595,730.00	616,662.00	243,635.91	373,026.09	.00	373,026.09	.00
2021	050	102	7200	93,310.00	93,310.00	13,959.83	79,350.17	.00	79,350.17	.00
2021	050	102	7300	2,330.00	2,330.00	377.76	1,952.24	.00	1,952.24	.00
2021	050	102	7400	2,230.00	2,230.00	278.08	1,951.92	771.92	1,180.00	.00
2021	050	102	7500	171,180.00	171,180.00	86,504.71	84,675.29	.00	84,675.29	.00
<b>DIVISION TOTALS:</b>				<b>864,780.00</b>	<b>885,712.00</b>	<b>344,756.29</b>	<b>540,955.71</b>	<b>771.92</b>	<b>540,183.79</b>	<b>.00</b>
<b>103 Emergency Communications</b>										
2021	050	103	7100	7,591,470.00	7,601,433.00	2,967,789.53	4,633,643.47	.00	4,633,643.47	.00
2021	050	103	7200	107,390.00	107,390.00	22,019.03	85,370.97	11,327.88	74,043.09	.00
2021	050	103	7300	34,510.00	34,510.00	25,135.31	9,374.69	830.45	8,544.24	.00
2021	050	103	7400	9,950.00	9,950.00	1,033.29	8,916.71	965.65	7,951.06	.00
2021	050	103	7500	3,656,390.00	3,656,390.00	1,245,618.65	2,410,771.35	.00	2,410,771.35	.00
<b>DIVISION TOTALS:</b>				<b>11,399,710.00</b>	<b>11,409,673.00</b>	<b>4,261,595.81</b>	<b>7,148,077.19</b>	<b>13,123.98</b>	<b>7,134,953.21</b>	<b>.00</b>
<b>104 Office Of Environmental Qualities</b>										
2021	050	104	7100	497,310.00	503,415.00	184,640.09	318,774.91	.00	318,774.91	.00
2021	050	104	7200	1,579,650.00	1,579,650.00	84,443.95	1,495,206.05	11,880.72	1,483,325.33	.00
2021	050	104	7300	14,110.00	14,110.00	930.37	13,179.63	1,869.89	11,309.74	.00
2021	050	104	7400	111,120.00	111,120.00	8,151.56	102,968.44	885.31	102,083.13	.00
2021	050	104	7500	162,730.00	162,730.00	64,099.24	98,630.76	.00	98,630.76	.00
<b>DIVISION TOTALS:</b>				<b>2,364,920.00</b>	<b>2,371,025.00</b>	<b>342,265.21</b>	<b>2,028,759.79</b>	<b>14,635.92</b>	<b>2,014,123.87</b>	<b>.00</b>
<b>108 Dept of Performance Management</b>										
2021	050	108	7100	623,430.00	821,579.00	295,355.52	526,223.48	.00	526,223.48	.00
2021	050	108	7200	25,260.00	28,760.00	7,591.39	21,168.61	14,500.00	6,668.61	.00
2021	050	108	7300	12,260.00	7,760.00	2,135.66	5,624.34	1,500.00	4,124.34	.00
2021	050	108	7400	890.00	1,890.00	1,842.74	47.26	.00	47.26	.00
2021	050	108	7500	185,150.00	248,275.00	84,209.19	164,065.81	.00	164,065.81	.00
<b>DIVISION TOTALS:</b>				<b>846,990.00</b>	<b>1,108,264.00</b>	<b>391,134.50</b>	<b>717,129.50</b>	<b>16,000.00</b>	<b>701,129.50</b>	<b>.00</b>
<b>109 Internal Audit</b>										
2021	050	109	7100	302,930.00	313,373.00	116,416.64	196,956.36	.00	196,956.36	.00
2021	050	109	7200	4,690.00	4,690.00	1,371.62	3,318.38	125.88	3,192.50	.00
2021	050	109	7300	1,610.00	1,610.00	.00	1,610.00	1,000.00	610.00	.00
2021	050	109	7400	1,490.00	1,490.00	1,149.39	340.61	.00	340.61	.00
2021	050	109	7500	120,760.00	120,760.00	49,360.76	71,399.24	.00	71,399.24	.00
<b>DIVISION TOTALS:</b>				<b>431,480.00</b>	<b>441,923.00</b>	<b>168,298.41</b>	<b>273,624.59</b>	<b>1,125.88</b>	<b>272,498.71</b>	<b>.00</b>
<b>DEPARTMENT TOTALS:</b>				<b>19,177,265.00</b>	<b>20,866,984.00</b>	<b>6,911,906.90</b>	<b>13,955,077.10</b>	<b>632,641.77</b>	<b>13,322,435.33</b>	<b>.00</b>
<b>PERCENT EXPENDED:</b>				<b>33.1</b>	<b>PERCENT EXPENDED AND ENCUMBERED: 36.2</b>					
<b>110 Department Of Law</b>										
<b>111 Civil</b>										
2021	050	111	7100	2,682,910.00	2,873,230.00	1,194,307.55	1,678,922.45	.00	1,678,922.45	.00
2021	050	111	7200	276,960.00	376,960.00	55,816.29	321,143.71	70,840.51	250,303.20	.00
2021	050	111	7300	28,060.00	28,060.00	4,257.18	23,802.82	3,951.14	19,851.68	.00
2021	050	111	7400	162,700.00	162,700.00	45,548.70	117,151.30	54,404.75	62,746.55	.00
2021	050	111	7500	955,720.00	955,720.00	473,284.98	482,435.02	.00	482,435.02	.00
<b>DIVISION TOTALS:</b>				<b>4,106,350.00</b>	<b>4,396,670.00</b>	<b>1,773,214.70</b>	<b>2,623,455.30</b>	<b>129,196.40</b>	<b>2,494,258.90</b>	<b>.00</b>

050 112  
 RUN DATE: 12/14/2020  
 RUN TIME: 13.06.50

CITY OF CINCINNATI - DEPARTMENT OF FINANCE  
 DIVISION OF ACCOUNTS AND AUDITS  
 STATEMENT OF BALANCES  
 APPROPRIATED FUNDS  
 AS OF 11 / 30 / 2020

PGM ID: CFSFA104  
 PAGE: 33

FY	FND	AGY	OBJT	ORIGINAL AUTHORIZATION	ADJUSTED AUTHORIZATION	EXPENDITURES AMOUNT	UNEXPENDED BALANCE	ENCUMBRANCE AMOUNT	UNENCUMBERED BALANCE	PRE-ENCUMBERED AMOUNT
<b>112 Administrative Hearings &amp; Prosecution</b>										
2021	050	112	7100	2,187,190.00	2,251,814.00	942,644.65	1,309,169.35	.00	1,309,169.35	.00
2021	050	112	7200	106,710.00	106,710.00	17,884.16	88,825.84	.00	88,825.84	.00
2021	050	112	7300	15,970.00	15,970.00	7,977.27	7,992.73	881.96	7,110.77	.00
2021	050	112	7400	47,110.00	47,110.00	9,340.32	37,769.68	7,123.14	30,646.54	.00
2021	050	112	7500	706,960.00	706,960.00	334,257.80	372,702.20	.00	372,702.20	.00
<b>DIVISION TOTALS:</b>				<b>3,063,940.00</b>	<b>3,128,564.00</b>	<b>1,312,104.20</b>	<b>1,816,459.80</b>	<b>8,005.10</b>	<b>1,808,454.70</b>	<b>.00</b>
<b>DEPARTMENT TOTALS:</b>				<b>7,170,290.00</b>	<b>7,525,234.00</b>	<b>3,085,318.90</b>	<b>4,439,915.10</b>	<b>137,201.50</b>	<b>4,302,713.60</b>	<b>.00</b>
<b>PERCENT EXPENDED:</b>				<b>41.0</b>	<b>PERCENT EXPENDED AND ENCUMBERED:</b>					
								<b>42.8</b>		
<b>120 Department Of Human Resources</b>										
<b>121 Department Of Human Resources</b>										
2021	050	121	7100	1,154,170.00	1,183,441.00	489,141.50	694,299.50	.00	694,299.50	.00
2021	050	121	7200	177,240.00	177,240.00	31,402.15	145,837.85	7,301.35	138,536.50	.00
2021	050	121	7300	22,370.00	22,370.00	3,997.99	18,372.01	673.04	17,698.97	.00
2021	050	121	7400	14,610.00	14,610.00	10,265.09	4,344.91	4,527.91	-183.00	.00
2021	050	121	7500	461,560.00	461,560.00	154,782.92	306,777.08	.00	306,777.08	.00
<b>DIVISION TOTALS:</b>				<b>1,829,950.00</b>	<b>1,859,221.00</b>	<b>689,589.65</b>	<b>1,169,631.35</b>	<b>12,502.30</b>	<b>1,157,129.05</b>	<b>.00</b>
<b>DEPARTMENT TOTALS:</b>				<b>1,829,950.00</b>	<b>1,859,221.00</b>	<b>689,589.65</b>	<b>1,169,631.35</b>	<b>12,502.30</b>	<b>1,157,129.05</b>	<b>.00</b>
<b>PERCENT EXPENDED:</b>				<b>37.1</b>	<b>PERCENT EXPENDED AND ENCUMBERED:</b>					
								<b>37.8</b>		
<b>130 Department Of Finance</b>										
<b>131 Finance, Office Of Director</b>										
2021	050	131	7100	313,730.00	318,533.00	127,131.09	191,401.91	.00	191,401.91	.00
2021	050	131	7200	67,090.00	107,090.00	1,510.99	105,579.01	39,800.00	65,779.01	.00
2021	050	131	7300	3,490.00	3,490.00	.00	3,490.00	2,500.00	990.00	.00
2021	050	131	7400	6,790.00	6,790.00	532.79	6,257.21	10.69	6,246.52	.00
2021	050	131	7500	85,330.00	85,330.00	41,110.04	44,219.96	.00	44,219.96	.00
<b>DIVISION TOTALS:</b>				<b>476,430.00</b>	<b>521,233.00</b>	<b>170,284.91</b>	<b>350,948.09</b>	<b>42,310.69</b>	<b>308,637.40</b>	<b>.00</b>
<b>133 Finance, Accounts &amp; Audits</b>										
2021	050	133	7100	1,106,840.00	1,118,550.00	429,602.82	688,947.18	.00	688,947.18	.00
2021	050	133	7200	15,460.00	15,460.00	7,727.90	7,732.10	246.00	7,486.10	.00
2021	050	133	7300	15,390.00	15,390.00	643.05	14,746.95	2,477.84	12,269.11	.00
2021	050	133	7400	12,160.00	12,160.00	1,131.47	11,028.53	2,148.53	8,880.00	.00
2021	050	133	7500	346,990.00	346,990.00	142,756.70	204,233.30	.00	204,233.30	.00
<b>DIVISION TOTALS:</b>				<b>1,496,840.00</b>	<b>1,508,550.00</b>	<b>581,861.94</b>	<b>926,688.06</b>	<b>4,872.37</b>	<b>921,815.69</b>	<b>.00</b>
<b>134 Finance, Treasury</b>										
2021	050	134	7100	598,400.00	600,341.00	220,881.11	379,459.89	.00	379,459.89	.00
2021	050	134	7200	92,030.00	92,030.00	13,792.65	78,237.35	1,783.68	76,453.67	.00
2021	050	134	7300	38,770.00	38,770.00	6,278.74	32,491.26	6,575.17	25,916.09	.00
2021	050	134	7400	7,860.00	7,860.00	1,547.85	6,312.15	516.49	5,795.66	.00
2021	050	134	7500	230,880.00	230,880.00	92,089.36	138,790.64	.00	138,790.64	.00
<b>DIVISION TOTALS:</b>				<b>967,940.00</b>	<b>969,881.00</b>	<b>334,589.71</b>	<b>635,291.29</b>	<b>8,875.34</b>	<b>626,415.95</b>	<b>.00</b>
<b>135 Finance, Risk Management</b>										
2021	050	135	7400	192,270.00	192,270.00	.00	192,270.00	.00	192,270.00	.00
<b>DIVISION TOTALS:</b>				<b>192,270.00</b>	<b>192,270.00</b>	<b>.00</b>	<b>192,270.00</b>	<b>.00</b>	<b>192,270.00</b>	<b>.00</b>

050 136  
 RUN DATE: 12/14/2020  
 RUN TIME: 13.06.50

CITY OF CINCINNATI - DEPARTMENT OF FINANCE  
 DIVISION OF ACCOUNTS AND AUDITS  
 STATEMENT OF BALANCES  
 APPROPRIATED FUNDS  
 AS OF 11 / 30 / 2020

PGM ID: CFSFA104  
 PAGE: 34

FY	FND	AGY	OBJT	ORIGINAL AUTHORIZATION	ADJUSTED AUTHORIZATION	EXPENDITURES AMOUNT	UNEXPENDED BALANCE	ENCUMBRANCE AMOUNT	UNENCUMBERED BALANCE	PRE-ENCUMBERED AMOUNT
<b>136 Finance, Income Tax</b>										
2021	050	136	7100	1,864,180.00	1,872,850.00	805,290.01	1,067,559.99	.00	1,067,559.99	.00
2021	050	136	7200	176,250.00	170,250.00	16,853.72	153,396.28	3,079.00	150,317.28	.00
2021	050	136	7300	13,610.00	13,610.00	4,101.22	9,508.78	.00	9,508.78	.00
2021	050	136	7400	149,450.00	155,450.00	107,738.67	47,711.33	45,132.33	2,579.00	.00
2021	050	136	7500	609,980.00	609,980.00	296,916.04	313,063.96	.00	313,063.96	.00
<b>DIVISION TOTALS:</b>				<b>2,813,470.00</b>	<b>2,822,140.00</b>	<b>1,230,899.66</b>	<b>1,591,240.34</b>	<b>48,211.33</b>	<b>1,543,029.01</b>	<b>.00</b>
<b>137 Finance, Purchasing</b>										
2021	050	137	7100	663,340.00	671,563.00	270,501.95	401,061.05	.00	401,061.05	.00
2021	050	137	7200	21,135.00	21,135.00	430.00	20,705.00	184.05	20,520.95	.00
2021	050	137	7300	88,710.00	88,710.00	14.83	88,695.17	.00	88,695.17	.00
2021	050	137	7400	101,810.00	101,810.00	89,712.74	12,097.26	1,845.24	10,252.02	.00
2021	050	137	7500	155,520.00	155,520.00	115,643.61	39,876.39	.00	39,876.39	.00
<b>DIVISION TOTALS:</b>				<b>1,030,515.00</b>	<b>1,038,738.00</b>	<b>476,303.13</b>	<b>562,434.87</b>	<b>2,029.29</b>	<b>560,405.58</b>	<b>.00</b>
<b>DEPARTMENT TOTALS:</b>				<b>6,977,465.00</b>	<b>7,052,812.00</b>	<b>2,793,939.35</b>	<b>4,258,872.65</b>	<b>106,299.02</b>	<b>4,152,573.63</b>	<b>.00</b>
<b>PERCENT EXPENDED:</b>				<b>39.6</b>	<b>PERCENT EXPENDED AND ENCUMBERED:</b>					
								<b>41.1</b>		
<b>160 Community Developmt</b>										
<b>161 Comm Dvlp, Office Of The Director</b>										
2021	050	161	7100	178,280.00	190,947.00	99,227.31	91,719.69	.00	91,719.69	.00
2021	050	161	7200	51,930.00	201,930.00	9,771.52	192,158.48	5,000.00	187,158.48	.00
2021	050	161	7300	5,400.00	5,400.00	1,569.86	3,830.14	.00	3,830.14	.00
2021	050	161	7400	231,090.00	331,090.00	151,178.32	179,911.68	19,843.04	160,068.64	.00
2021	050	161	7500	63,770.00	63,770.00	37,806.51	25,963.49	.00	25,963.49	.00
<b>DIVISION TOTALS:</b>				<b>530,470.00</b>	<b>793,137.00</b>	<b>299,553.52</b>	<b>493,583.48</b>	<b>24,843.04</b>	<b>468,740.44</b>	<b>.00</b>
<b>162 Comm Dvlp, Division Of Housing Devel</b>										
2021	050	162	7100	118,860.00	120,480.00	76,122.82	44,357.18	.00	44,357.18	.00
2021	050	162	7200	5,000.00	5,000.00	255.00	4,745.00	.00	4,745.00	.00
2021	050	162	7400	874,500.00	1,194,500.00	.00	1,194,500.00	.00	1,194,500.00	.00
2021	050	162	7500	39,360.00	39,360.00	1,295.91	38,064.09	.00	38,064.09	.00
<b>DIVISION TOTALS:</b>				<b>1,037,720.00</b>	<b>1,359,340.00</b>	<b>77,673.73</b>	<b>1,281,666.27</b>	<b>.00</b>	<b>1,281,666.27</b>	<b>.00</b>
<b>164 Division Of Community Devel</b>										
2021	050	164	7100	470,440.00	493,680.00	60,777.72	432,902.28	.00	432,902.28	.00
2021	050	164	7200	191,450.00	625,695.00	23,724.40	601,970.60	.00	601,970.60	.00
2021	050	164	7400	554,200.00	554,200.00	-27,328.14	581,528.14	.00	581,528.14	.00
2021	050	164	7500	154,290.00	154,290.00	4,402.10	149,887.90	.00	149,887.90	.00
<b>DIVISION TOTALS:</b>				<b>1,370,380.00</b>	<b>1,827,865.00</b>	<b>61,576.08</b>	<b>1,766,288.92</b>	<b>.00</b>	<b>1,766,288.92</b>	<b>.00</b>
<b>DEPARTMENT TOTALS:</b>				<b>2,938,570.00</b>	<b>3,980,342.00</b>	<b>438,803.33</b>	<b>3,541,538.67</b>	<b>24,843.04</b>	<b>3,516,695.63</b>	<b>.00</b>
<b>PERCENT EXPENDED:</b>				<b>11.0</b>	<b>PERCENT EXPENDED AND ENCUMBERED:</b>					
								<b>11.6</b>		

050 171  
 RUN DATE: 12/14/2020  
 RUN TIME: 13.06.50

CITY OF CINCINNATI - DEPARTMENT OF FINANCE  
 DIVISION OF ACCOUNTS AND AUDITS  
 STATEMENT OF BALANCES  
 APPROPRIATED FUNDS  
 AS OF 11 / 30 / 2020

PGM ID: CFSFA104  
 PAGE: 35

FY	FND	AGY	OBJT	ORIGINAL AUTHORIZATION	ADJUSTED AUTHORIZATION	EXPENDITURES AMOUNT	UNEXPENDED BALANCE	ENCUMBRANCE AMOUNT	UNENCUMBERED BALANCE	PRE-ENCUMBERED AMOUNT
<b>170 Department Of Planning &amp; Build</b>										
<b>171 City Planning</b>										
2021	050	171	7100	320,560.00	285,818.00	86,799.84	199,018.16	.00	199,018.16	.00
2021	050	171	7200	34,820.00	34,820.00	16,202.13	18,617.87	4,999.36	13,618.51	.00
2021	050	171	7300	6,570.00	6,570.00	80.31	6,489.69	5,786.71	702.98	.00
2021	050	171	7400	7,050.00	7,050.00	1,929.59	5,120.41	2,560.41	2,560.00	.00
2021	050	171	7500	29,040.00	79,040.00	34,834.31	44,205.69	.00	44,205.69	.00
<b>DIVISION TOTALS:</b>				<b>398,040.00</b>	<b>413,298.00</b>	<b>139,846.18</b>	<b>273,451.82</b>	<b>13,346.48</b>	<b>260,105.34</b>	<b>.00</b>
<b>DEPARTMENT TOTALS:</b>				<b>398,040.00</b>	<b>413,298.00</b>	<b>139,846.18</b>	<b>273,451.82</b>	<b>13,346.48</b>	<b>260,105.34</b>	<b>.00</b>
<b>PERCENT EXPENDED: 33.8</b>				<b>PERCENT EXPENDED AND ENCUMBERED: 37.1</b>						
<b>180 Citizens' Complaint Authority</b>										
<b>181 Citizens' Complaint Authority</b>										
2021	050	181	7100	580,902.00	590,591.00	167,111.08	423,479.92	.00	423,479.92	.00
2021	050	181	7200	36,454.00	86,454.00	10,825.16	75,628.84	18,297.35	57,331.49	.00
2021	050	181	7300	11,480.00	11,480.00	958.07	10,521.93	1,570.13	8,951.80	.00
2021	050	181	7400	1,150.00	1,150.00	582.02	567.98		.00	.00
2021	050	181	7500	219,054.00	219,054.00	56,896.78	162,157.22	.00	162,157.22	.00
<b>DIVISION TOTALS:</b>				<b>849,040.00</b>	<b>908,729.00</b>	<b>236,373.11</b>	<b>672,355.89</b>	<b>20,435.46</b>	<b>651,920.43</b>	<b>.00</b>
<b>DEPARTMENT TOTALS:</b>				<b>849,040.00</b>	<b>908,729.00</b>	<b>236,373.11</b>	<b>672,355.89</b>	<b>20,435.46</b>	<b>651,920.43</b>	<b>.00</b>
<b>PERCENT EXPENDED: 26.0</b>				<b>PERCENT EXPENDED AND ENCUMBERED: 28.3</b>						
<b>190 Dept Of Public Recreation</b>										
<b>191 Recreation West Region</b>										
2021	050	191	7100	1,968,941.00	1,972,059.00	660,998.32	1,311,060.68	.00	1,311,060.68	.00
2021	050	191	7200	391,090.00	391,090.00	142,577.00	248,513.00	167,382.66	81,130.34	9,837.00
2021	050	191	7300	69,920.00	69,920.00	17,266.22	52,653.78	1,485.63	51,168.15	.00
2021	050	191	7400	9,920.00	9,920.00	3,058.64	6,861.36	3,653.72	3,207.64	.00
2021	050	191	7500	679,629.00	679,629.00	247,455.60	432,173.40	.00	432,173.40	.00
<b>DIVISION TOTALS:</b>				<b>3,119,500.00</b>	<b>3,122,618.00</b>	<b>1,071,355.78</b>	<b>2,051,262.22</b>	<b>172,522.01</b>	<b>1,878,740.21</b>	<b>9,837.00</b>
<b>192 Recreation East Region</b>										
2021	050	192	7100	1,230,380.00	1,230,380.00	632,373.90	598,006.10	.00	598,006.10	.00
2021	050	192	7200	299,630.00	299,630.00	119,222.06	180,407.94	102,424.52	77,983.42	9,762.00
2021	050	192	7300	60,450.00	59,680.00	13,483.47	46,196.53	1,384.62	44,811.91	.00
2021	050	192	7400	10,030.00	10,800.00	4,905.02	5,894.98	5,439.28	455.70	.00
2021	050	192	7500	385,830.00	385,830.00	201,882.14	183,947.86	.00	183,947.86	.00
<b>DIVISION TOTALS:</b>				<b>1,986,320.00</b>	<b>1,986,320.00</b>	<b>971,866.59</b>	<b>1,014,453.41</b>	<b>109,248.42</b>	<b>905,204.99</b>	<b>9,762.00</b>
<b>193 Recreation Central Region</b>										
2021	050	193	7100	1,548,000.00	1,548,000.00	616,637.03	931,362.97	.00	931,362.97	.00
2021	050	193	7200	294,520.00	294,520.00	152,446.22	142,073.78	117,250.63	24,823.15	11,947.00
2021	050	193	7300	68,920.00	68,920.00	13,673.17	55,246.83	4,703.74	50,543.09	.00
2021	050	193	7400	8,650.00	8,650.00	3,520.98	5,129.02	3,950.52	1,178.50	.00
2021	050	193	7500	515,570.00	515,570.00	226,097.73	289,472.27	.00	289,472.27	.00
<b>DIVISION TOTALS:</b>				<b>2,435,660.00</b>	<b>2,435,660.00</b>	<b>1,012,375.13</b>	<b>1,423,284.87</b>	<b>125,904.89</b>	<b>1,297,379.98</b>	<b>11,947.00</b>
<b>194 Recreation Maintenance</b>										
2021	050	194	7100	1,512,060.00	1,517,199.00	1,059,452.85	457,746.15	.00	457,746.15	.00
2021	050	194	7200	454,155.00	454,155.00	275,072.01	179,082.99	67,979.67	111,103.32	.00
2021	050	194	7300	518,915.00	518,915.00	183,940.24	334,974.76	155,634.59	179,340.17	.00
2021	050	194	7400	25,840.00	25,840.00	3,915.38	21,924.62	3,400.14	18,524.48	.00
2021	050	194	7500	519,010.00	519,010.00	372,240.52	146,769.48	.00	146,769.48	.00
<b>DIVISION TOTALS:</b>				<b>3,029,980.00</b>	<b>3,035,119.00</b>	<b>1,894,621.00</b>	<b>1,140,498.00</b>	<b>227,014.40</b>	<b>913,483.60</b>	<b>.00</b>

050 197  
 RUN DATE: 12/14/2020  
 RUN TIME: 13.06.50

CITY OF CINCINNATI - DEPARTMENT OF FINANCE  
 DIVISION OF ACCOUNTS AND AUDITS  
 STATEMENT OF BALANCES  
 APPROPRIATED FUNDS  
 AS OF 11 / 30 / 2020

PGM ID: CFSFA104  
 PAGE: 36

FY	FND	AGY	OBJT	ORIGINAL AUTHORIZATION	ADJUSTED AUTHORIZATION	EXPENDITURES AMOUNT	UNEXPENDED BALANCE	ENCUMBRANCE AMOUNT	UNENCUMBERED BALANCE	PRE-ENCUMBERED AMOUNT
<b>197 Recreation Athletics</b>										
2021	050	197	7100	1,999,324.00	1,999,324.00	991,010.57	1,008,313.43	.00	1,008,313.43	.00
2021	050	197	7200	329,770.00	329,770.00	111,439.50	218,330.50	85,483.46	132,847.04	.00
2021	050	197	7300	58,560.00	58,560.00	8,457.42	50,102.58	469.57	49,633.01	.00
2021	050	197	7400	18,840.00	18,840.00	1,520.60	17,319.40	1,078.07	16,241.33	.00
2021	050	197	7500	370,266.00	370,266.00	165,495.54	204,770.46	.00	204,770.46	.00
<b>DIVISION TOTALS:</b>				<b>2,776,760.00</b>	<b>2,776,760.00</b>	<b>1,277,923.63</b>	<b>1,498,836.37</b>	<b>87,031.10</b>	<b>1,411,805.27</b>	<b>.00</b>
<b>199 Recreation Administration</b>										
2021	050	199	7100	1,250,100.00	1,470,615.00	687,060.28	783,554.72	.00	783,554.72	.00
2021	050	199	7200	116,850.00	103,850.00	32,725.49	71,124.51	31,949.17	39,175.34	.00
2021	050	199	7300	25,120.00	38,120.00	33,089.25	5,030.75	4,118.89	911.86	.00
2021	050	199	7400	31,930.00	31,930.00	9,197.02	22,732.98	5,001.01	17,731.97	.00
2021	050	199	7500	475,110.00	475,110.00	272,897.37	202,212.63	.00	202,212.63	.00
2021	050	199	7600	25,340.00	25,340.00	.00	25,340.00	.00	25,340.00	.00
<b>DIVISION TOTALS:</b>				<b>1,924,450.00</b>	<b>2,144,965.00</b>	<b>1,034,969.41</b>	<b>1,109,995.59</b>	<b>41,069.07</b>	<b>1,068,926.52</b>	<b>.00</b>
<b>DEPARTMENT TOTALS:</b>				<b>15,272,670.00</b>	<b>15,501,442.00</b>	<b>7,263,111.54</b>	<b>8,238,330.46</b>	<b>762,789.89</b>	<b>7,475,540.57</b>	<b>31,546.00</b>
<b>PERCENT EXPENDED:</b>				<b>46.9</b>	<b>PERCENT EXPENDED AND ENCUMBERED:</b>					
								<b>51.8</b>		
<b>200 Department Of Parks</b>										
<b>201 Parks, Office Of The Director</b>										
2021	050	201	7100	205,920.00	212,047.00	81,729.07	130,317.93	.00	130,317.93	.00
2021	050	201	7500	64,330.00	64,330.00	25,455.83	38,874.17	.00	38,874.17	.00
<b>DIVISION TOTALS:</b>				<b>270,250.00</b>	<b>276,377.00</b>	<b>107,184.90</b>	<b>169,192.10</b>	<b>.00</b>	<b>169,192.10</b>	<b>.00</b>
<b>202 Parks, Operations &amp; Facility Mgmt</b>										
2021	050	202	7100	2,243,710.00	2,248,703.00	2,029,785.40	218,917.60	.00	218,917.60	.00
2021	050	202	7200	1,251,900.00	1,262,600.00	218,196.82	1,044,403.18	270,089.07	774,314.11	.00
2021	050	202	7300	613,310.00	597,187.00	164,772.17	432,414.83	95,884.52	336,530.31	.00
2021	050	202	7400	605,170.00	610,593.00	19,167.33	591,425.67	18,299.93	573,125.74	.00
2021	050	202	7500	799,640.00	799,640.00	782,817.07	16,822.93	.00	16,822.93	.00
<b>DIVISION TOTALS:</b>				<b>5,513,730.00</b>	<b>5,518,723.00</b>	<b>3,214,738.79</b>	<b>2,303,984.21</b>	<b>384,273.52</b>	<b>1,919,710.69</b>	<b>.00</b>
<b>203 Parks, Adm &amp; Program Services</b>										
2021	050	203	7100	1,291,920.00	1,311,887.00	734,374.94	577,512.06	.00	577,512.06	.00
2021	050	203	7200	638,050.00	638,050.00	184,905.92	453,144.08	318,724.34	134,419.74	.00
2021	050	203	7300	109,710.00	109,710.00	15,702.97	94,007.03	34,001.52	60,005.51	.00
2021	050	203	7400	15,390.00	15,390.00	4,998.17	10,391.83	5,253.39	5,138.44	.00
2021	050	203	7500	434,830.00	434,830.00	278,033.59	156,796.41	.00	156,796.41	.00
<b>DIVISION TOTALS:</b>				<b>2,489,900.00</b>	<b>2,509,867.00</b>	<b>1,218,015.59</b>	<b>1,291,851.41</b>	<b>357,979.25</b>	<b>933,872.16</b>	<b>.00</b>
<b>DEPARTMENT TOTALS:</b>				<b>8,273,880.00</b>	<b>8,304,967.00</b>	<b>4,539,939.28</b>	<b>3,765,027.72</b>	<b>742,252.77</b>	<b>3,022,774.95</b>	<b>.00</b>
<b>PERCENT EXPENDED:</b>				<b>54.7</b>	<b>PERCENT EXPENDED AND ENCUMBERED:</b>					
								<b>63.6</b>		
<b>210 Dept Of Bldgs &amp; Inspections</b>										
<b>211 Bldg &amp; Inspections, Director</b>										
2021	050	211	7100	4,902,630.00	4,930,025.00	1,822,933.67	3,107,091.33	.00	3,107,091.33	.00
2021	050	211	7200	258,630.00	258,630.00	93,884.60	164,745.40	3,995.66	160,749.74	.00
2021	050	211	7300	40,460.00	40,460.00	4,188.67	36,271.33	11,909.16	24,362.17	.00
2021	050	211	7400	298,170.00	298,170.00	161,959.71	136,210.29	123,706.24	12,504.05	.00
2021	050	211	7500	1,891,940.00	1,891,940.00	793,581.92	1,098,358.08	.00	1,098,358.08	.00
<b>DIVISION TOTALS:</b>				<b>7,391,830.00</b>	<b>7,419,225.00</b>	<b>2,876,548.57</b>	<b>4,542,676.43</b>	<b>139,611.06</b>	<b>4,403,065.37</b>	<b>.00</b>

050 212  
 RUN DATE: 12/14/2020  
 RUN TIME: 13.06.50

CITY OF CINCINNATI - DEPARTMENT OF FINANCE  
 DIVISION OF ACCOUNTS AND AUDITS  
 STATEMENT OF BALANCES  
 APPROPRIATED FUNDS  
 AS OF 11 / 30 / 2020

PGM ID: CFSFA104  
 PAGE: 37

FY	FND	AGY	OBJT	ORIGINAL AUTHORIZATION	ADJUSTED AUTHORIZATION	EXPENDITURES AMOUNT	UNEXPENDED BALANCE	ENCUMBRANCE AMOUNT	UNENCUMBERED BALANCE	PRE-ENCUMBERED AMOUNT
<b>212 Bldg &amp; Inspections, Licenses &amp; Permits</b>										
2021	050	212	7100	725,750.00	731,132.00	232,124.50	499,007.50	.00	499,007.50	.00
2021	050	212	7200	209,170.00	209,170.00	39,490.24	169,679.76	493.28	169,186.48	.00
2021	050	212	7300	22,680.00	22,680.00	427.29	22,252.71	.00	22,252.71	.00
2021	050	212	7400	3,290.00	3,290.00	1,658.35	1,631.65	1,631.65	.00	.00
2021	050	212	7500	248,210.00	248,210.00	145,808.32	102,401.68	.00	102,401.68	.00
<b>DIVISION TOTALS:</b>				<b>1,209,100.00</b>	<b>1,214,482.00</b>	<b>419,508.70</b>	<b>794,973.30</b>	<b>2,124.93</b>	<b>792,848.37</b>	<b>.00</b>
<b>DEPARTMENT TOTALS:</b>				<b>8,600,930.00</b>	<b>8,633,707.00</b>	<b>3,296,057.27</b>	<b>5,337,649.73</b>	<b>141,735.99</b>	<b>5,195,913.74</b>	<b>.00</b>
<b>PERCENT EXPENDED:</b>				<b>38.2</b>	<b>PERCENT EXPENDED AND ENCUMBERED:</b>					
								<b>39.8</b>		
<b>220 Open</b>										
<b>222 Department Of Police</b>										
2021	050	222	7100	66,675,010.00	66,781,853.00	29,491,757.70	37,290,095.30	.00	37,290,095.30	.00
2021	050	222	7200	4,442,080.00	4,442,080.00	1,711,743.90	2,730,336.10	1,429,365.92	1,300,970.18	.00
2021	050	222	7300	1,348,630.00	1,348,630.00	520,832.85	827,797.15	86,646.32	741,150.83	9,636.41
2021	050	222	7400	239,700.00	569,700.00	129,465.05	440,234.95	107,354.30	332,880.65	.00
2021	050	222	7500	26,877,560.00	26,577,560.00	11,454,968.53	15,122,591.47	.00	15,122,591.47	.00
<b>DIVISION TOTALS:</b>				<b>99,582,980.00</b>	<b>99,719,823.00</b>	<b>43,308,768.03</b>	<b>56,411,054.97</b>	<b>1,623,366.54</b>	<b>54,787,688.43</b>	<b>9,636.41</b>
<b>225 Police - Investigations</b>										
2021	050	225	7100	14,519,930.00	14,521,725.00	6,137,916.41	8,383,808.59	.00	8,383,808.59	.00
2021	050	225	7200	1,491,150.00	1,491,150.00	426,285.23	1,064,864.77	681,822.34	383,042.43	.00
2021	050	225	7300	127,800.00	127,800.00	37,199.97	90,600.03	6,425.62	84,174.41	.00
2021	050	225	7400	97,550.00	97,550.00	58,221.82	39,328.18	25,115.88	14,212.30	.00
2021	050	225	7500	5,455,560.00	5,455,560.00	2,360,050.16	3,095,509.84	.00	3,095,509.84	.00
<b>DIVISION TOTALS:</b>				<b>21,691,990.00</b>	<b>21,693,785.00</b>	<b>9,019,673.59</b>	<b>12,674,111.41</b>	<b>713,363.84</b>	<b>11,960,747.57</b>	<b>.00</b>
<b>226 Police - Support</b>										
2021	050	226	7100	7,093,510.00	7,097,275.00	2,582,442.46	4,514,832.54	.00	4,514,832.54	.00
2021	050	226	7200	4,851,470.00	4,761,470.00	1,204,123.67	3,557,346.33	1,073,019.52	2,484,326.81	.00
2021	050	226	7300	808,040.00	808,040.00	131,844.49	676,195.51	276,899.01	399,296.50	.00
2021	050	226	7400	929,680.00	929,680.00	243,989.56	685,690.44	109,164.99	576,525.45	35,112.50
2021	050	226	7500	2,574,860.00	2,574,860.00	931,649.05	1,643,210.95	.00	1,643,210.95	.00
<b>DIVISION TOTALS:</b>				<b>16,257,560.00</b>	<b>16,171,325.00</b>	<b>5,094,049.23</b>	<b>11,077,275.77</b>	<b>1,459,083.52</b>	<b>9,618,192.25</b>	<b>35,112.50</b>
<b>227 Police - Administration</b>										
2021	050	227	7100	5,435,100.00	5,316,863.00	3,084,544.19	2,232,318.81	.00	2,232,318.81	.00
2021	050	227	7200	404,580.00	404,580.00	103,479.80	301,100.20	61,439.38	239,660.82	.00
2021	050	227	7300	258,520.00	245,920.00	27,316.67	218,603.33	14,319.96	204,283.37	.00
2021	050	227	7400	23,210.00	35,810.00	16,183.73	19,626.27	19,059.26	567.01	.00
2021	050	227	7500	2,565,300.00	2,565,300.00	992,164.92	1,573,135.08	.00	1,573,135.08	.00
<b>DIVISION TOTALS:</b>				<b>8,686,710.00</b>	<b>8,568,473.00</b>	<b>4,223,689.31</b>	<b>4,344,783.69</b>	<b>94,818.60</b>	<b>4,249,965.09</b>	<b>.00</b>
<b>228 Police - Resource Bureau</b>										
2021	050	228	7100	4,494,660.00	4,494,660.00	1,788,069.71	2,706,590.29	.00	2,706,590.29	.00
2021	050	228	7200	121,230.00	116,730.00	35,955.13	80,774.87	19,940.18	60,834.69	.00
2021	050	228	7300	27,070.00	27,070.00	12,015.59	15,054.41	.00	15,054.41	.00
2021	050	228	7400	5,530.00	10,030.00	1,239.32	8,790.68	4,604.93	4,185.75	.00
2021	050	228	7500	1,770,900.00	1,770,900.00	679,873.58	1,091,026.42	.00	1,091,026.42	.00
<b>DIVISION TOTALS:</b>				<b>6,419,390.00</b>	<b>6,419,390.00</b>	<b>2,517,153.33</b>	<b>3,902,236.67</b>	<b>24,545.11</b>	<b>3,877,691.56</b>	<b>.00</b>
<b>DEPARTMENT TOTALS:</b>				<b>152,638,630.00</b>	<b>152,572,796.00</b>	<b>64,163,333.49</b>	<b>88,409,462.51</b>	<b>3,915,177.61</b>	<b>84,494,284.90</b>	<b>44,748.91</b>
<b>PERCENT EXPENDED:</b>				<b>42.1</b>	<b>PERCENT EXPENDED AND ENCUMBERED:</b>					
								<b>44.6</b>		



050 231  
 RUN DATE: 12/14/2020  
 RUN TIME: 13.06.50

CITY OF CINCINNATI - DEPARTMENT OF FINANCE  
 DIVISION OF ACCOUNTS AND AUDITS  
 STATEMENT OF BALANCES  
 APPROPRIATED FUNDS  
 AS OF 11 / 30 / 2020

PGM ID: CFSFA104  
 PAGE: 38

FY	FND	AGY	OBJT	ORIGINAL AUTHORIZATION	ADJUSTED AUTHORIZATION	EXPENDITURES AMOUNT	UNEXPENDED BALANCE	ENCUMBRANCE AMOUNT	UNENCUMBERED BALANCE	PRE-ENCUMBERED AMOUNT
<b>230 Dept Of Transportation &amp; Engin</b>										
<b>231 Trans &amp; Eng, Director</b>										
2021	050	231	7100	180,610.00	194,857.00	190,629.38	4,227.62	.00	4,227.62	.00
2021	050	231	7200	24,630.00	24,630.00	2,766.74	21,863.26	.00	21,863.26	.00
2021	050	231	7300	39,600.00	39,600.00	5,136.26	34,463.74	15,013.74	19,450.00	.00
2021	050	231	7400	400.00	400.00	90.00	310.00	.00	310.00	.00
2021	050	231	7500	1,440.00	1,440.00	1,422.44	17.56	.00	17.56	.00
<b>DIVISION TOTALS:</b>				<b>246,680.00</b>	<b>260,927.00</b>	<b>200,044.82</b>	<b>60,882.18</b>	<b>15,013.74</b>	<b>45,868.44</b>	<b>.00</b>
<b>232 Div Of Transportation Planning</b>										
2021	050	232	7100	6,260.00	6,260.00	1,054.48	5,205.52	.00	5,205.52	.00
2021	050	232	7200	1,980.00	1,980.00	288.19	1,691.81	111.31	1,580.50	.00
2021	050	232	7300	610.00	610.00	.00	610.00	.00	610.00	.00
2021	050	232	7500	370.00	370.00	-41.67	411.67	.00	411.67	.00
<b>DIVISION TOTALS:</b>				<b>9,220.00</b>	<b>9,220.00</b>	<b>1,301.00</b>	<b>7,919.00</b>	<b>111.31</b>	<b>7,807.69</b>	<b>.00</b>
<b>233 Division Of Engineering</b>										
2021	050	233	7100	43,790.00	43,790.00	-23,943.61	67,733.61	.00	67,733.61	.00
2021	050	233	7200	14,690.00	14,690.00	1,509.27	13,180.73	270.72	12,910.01	.00
2021	050	233	7400	7,920.00	7,920.00	1,448.53	6,471.47	3,771.47	2,700.00	.00
2021	050	233	7500	31,690.00	31,690.00	10,086.85	21,603.15	.00	21,603.15	.00
<b>DIVISION TOTALS:</b>				<b>98,090.00</b>	<b>98,090.00</b>	<b>-10,898.96</b>	<b>108,988.96</b>	<b>4,042.19</b>	<b>104,946.77</b>	<b>.00</b>
<b>239 Division Of Traffic Engineer</b>										
2021	050	239	7200	1,857,060.00	1,857,060.00	359,578.88	1,497,481.12	1,239,612.14	257,868.98	.00
2021	050	239	7300	66,110.00	66,110.00	.00	66,110.00	.00	66,110.00	.00
<b>DIVISION TOTALS:</b>				<b>1,923,170.00</b>	<b>1,923,170.00</b>	<b>359,578.88</b>	<b>1,563,591.12</b>	<b>1,239,612.14</b>	<b>323,978.98</b>	<b>.00</b>
<b>DEPARTMENT TOTALS:</b>				<b>2,277,160.00</b>	<b>2,291,407.00</b>	<b>550,025.74</b>	<b>1,741,381.26</b>	<b>1,258,779.38</b>	<b>482,601.88</b>	<b>.00</b>
<b>PERCENT EXPENDED: 24.0</b>				<b>PERCENT EXPENDED AND ENCUMBERED: 78.9</b>						
<b>250 Dept Of Public Services</b>										
<b>251 Office Of The Director</b>										
2021	050	251	7100	626,620.00	642,185.00	284,868.70	357,316.30	.00	357,316.30	.00
2021	050	251	7200	32,550.00	32,550.00	10,434.56	22,115.44	3,731.10	18,384.34	.00
2021	050	251	7300	38,150.00	38,150.00	5,414.87	32,735.13	2,177.23	30,557.90	.00
2021	050	251	7400	23,780.00	23,780.00	7,087.12	16,692.88	6,342.62	10,350.26	.00
2021	050	251	7500	235,980.00	235,980.00	103,481.06	132,498.94	.00	132,498.94	.00
<b>DIVISION TOTALS:</b>				<b>957,080.00</b>	<b>972,645.00</b>	<b>411,286.31</b>	<b>561,358.69</b>	<b>12,250.95</b>	<b>549,107.74</b>	<b>.00</b>
<b>253 Div Of Neighborhood Operations</b>										
2021	050	253	7100	4,030,960.00	4,033,230.00	1,559,421.75	2,473,808.25	.00	2,473,808.25	.00
2021	050	253	7200	4,079,170.00	4,079,170.00	1,401,604.35	2,677,565.65	1,570,966.82	1,106,598.83	.00
2021	050	253	7300	667,320.00	657,320.00	232,068.21	425,251.79	16,935.39	408,316.40	.00
2021	050	253	7400	47,640.00	57,640.00	7,746.61	49,893.39	45,341.27	4,552.12	.00
2021	050	253	7500	1,581,700.00	1,581,700.00	744,414.97	837,285.03	.00	837,285.03	.00
<b>DIVISION TOTALS:</b>				<b>10,406,790.00</b>	<b>10,409,060.00</b>	<b>3,945,255.89</b>	<b>6,463,804.11</b>	<b>1,633,243.48</b>	<b>4,830,560.63</b>	<b>.00</b>
<b>255 Div Of City Facility Mgmt</b>										
2021	050	255	7100	75,920.00	75,920.00	29,476.10	46,443.90	.00	46,443.90	.00
2021	050	255	7200	1,737,720.00	2,112,720.00	1,135,697.13	977,022.87	967,079.38	9,943.49	.00
2021	050	255	7300	900.00	900.00	179.16	720.84	.00	720.84	.00
2021	050	255	7400	1,031,120.00	656,120.00	650,003.00	6,117.00	.00	6,117.00	.00
2021	050	255	7500	33,830.00	33,830.00	13,294.97	20,535.03	.00	20,535.03	.00
<b>DIVISION TOTALS:</b>				<b>2,879,490.00</b>	<b>2,879,490.00</b>	<b>1,828,650.36</b>	<b>1,050,839.64</b>	<b>967,079.38</b>	<b>83,760.26</b>	<b>.00</b>

050 256  
 RUN DATE: 12/14/2020  
 RUN TIME: 13.06.50

CITY OF CINCINNATI - DEPARTMENT OF FINANCE  
 DIVISION OF ACCOUNTS AND AUDITS  
 STATEMENT OF BALANCES  
 APPROPRIATED FUNDS  
 AS OF 11 / 30 / 2020

PGM ID: CFSFA104  
 PAGE: 39

FY	FND	AGY	OBJT	ORIGINAL AUTHORIZATION	ADJUSTED AUTHORIZATION	EXPENDITURES AMOUNT	UNEXPENDED BALANCE	ENCUMBRANCE AMOUNT	UNENCUMBERED BALANCE	PRE-ENCUMBERED AMOUNT
<b>256 Fleet Services</b>										
2021	050	256	7100	73,420.00	73,420.00	60,295.75	13,124.25	.00	13,124.25	.00
2021	050	256	7200	760.00	760.00	143.85	616.15	.00	616.15	.00
2021	050	256	7300	190.00	190.00	190.00	.00	.00	.00	.00
2021	050	256	7400	70.00	70.00	70.00	.00	.00	.00	.00
2021	050	256	7500	44,490.00	44,490.00	25,892.16	18,597.84	.00	18,597.84	.00
<b>DIVISION TOTALS:</b>				<b>118,930.00</b>	<b>118,930.00</b>	<b>86,591.76</b>	<b>32,338.24</b>	<b>.00</b>	<b>32,338.24</b>	<b>.00</b>
<b>DEPARTMENT TOTALS:</b>				<b>14,362,290.00</b>	<b>14,380,125.00</b>	<b>6,271,784.32</b>	<b>8,108,340.68</b>	<b>2,612,573.81</b>	<b>5,495,766.87</b>	<b>.00</b>
<b>PERCENT EXPENDED:</b>				<b>43.6</b>	<b>PERCENT EXPENDED AND ENCUMBERED:</b>					
								<b>61.8</b>		
<b>270 Department Of Fire</b>										
<b>271 Fire - Response</b>										
2021	050	271	7100	70,077,840.00	70,077,840.00	26,315,941.13	43,761,898.87	.00	43,761,898.87	.00
2021	050	271	7200	4,754,640.00	4,754,640.00	1,895,538.85	2,859,101.15	1,008,582.42	1,850,518.73	.00
2021	050	271	7300	2,216,440.00	2,216,440.00	584,610.83	1,631,829.17	355,017.14	1,276,812.03	.00
2021	050	271	7400	906,530.00	906,530.00	848,106.85	58,423.15	4,309.35	54,113.80	.00
2021	050	271	7500	30,690,090.00	30,690,090.00	10,553,242.02	20,136,847.98	.00	20,136,847.98	.00
<b>DIVISION TOTALS:</b>				<b>108,645,540.00</b>	<b>108,645,540.00</b>	<b>40,197,439.68</b>	<b>68,448,100.32</b>	<b>1,367,908.91</b>	<b>67,080,191.41</b>	<b>.00</b>
<b>272 Fire - Support Services</b>										
2021	050	272	7100	7,579,100.00	7,590,300.00	2,695,838.70	4,894,461.30	.00	4,894,461.30	.00
2021	050	272	7200	1,047,960.00	1,047,960.00	133,120.29	914,839.71	361,104.98	553,734.73	.00
2021	050	272	7300	861,120.00	861,120.00	52,466.33	808,653.67	59,523.39	749,130.28	.00
2021	050	272	7400	297,490.00	297,490.00	259,108.43	38,381.57	48,342.20	-9,960.63	.00
2021	050	272	7500	2,883,260.00	2,883,260.00	1,160,777.02	1,722,482.98	.00	1,722,482.98	.00
<b>DIVISION TOTALS:</b>				<b>12,668,930.00</b>	<b>12,680,130.00</b>	<b>4,301,310.77</b>	<b>8,378,819.23</b>	<b>468,970.57</b>	<b>7,909,848.66</b>	<b>.00</b>
<b>DEPARTMENT TOTALS:</b>				<b>121,314,470.00</b>	<b>121,325,670.00</b>	<b>44,498,750.45</b>	<b>76,826,919.55</b>	<b>1,836,879.48</b>	<b>74,990,040.07</b>	<b>.00</b>
<b>PERCENT EXPENDED:</b>				<b>36.7</b>	<b>PERCENT EXPENDED AND ENCUMBERED:</b>					
								<b>38.2</b>		
<b>280</b>										
<b>281 Economic Inclusion</b>										
2021	050	281	7100	523,280.00	541,283.00	282,394.74	258,888.26	.00	258,888.26	.00
2021	050	281	7200	461,290.00	461,290.00	3,910.03	457,379.97	1,040.70	456,339.27	.00
2021	050	281	7300	3,720.00	3,720.00	.00	3,720.00	500.00	3,220.00	.00
2021	050	281	7400	2,301,317.00	3,161,317.00	105,558.75	3,055,758.25	1,103,091.25	1,952,667.00	.00
2021	050	281	7500	140,540.00	140,540.00	91,139.29	49,400.71	.00	49,400.71	.00
<b>DIVISION TOTALS:</b>				<b>3,430,147.00</b>	<b>4,308,150.00</b>	<b>483,002.81</b>	<b>3,825,147.19</b>	<b>1,104,631.95</b>	<b>2,720,515.24</b>	<b>.00</b>
<b>DEPARTMENT TOTALS:</b>				<b>3,430,147.00</b>	<b>4,308,150.00</b>	<b>483,002.81</b>	<b>3,825,147.19</b>	<b>1,104,631.95</b>	<b>2,720,515.24</b>	<b>.00</b>
<b>PERCENT EXPENDED:</b>				<b>11.2</b>	<b>PERCENT EXPENDED AND ENCUMBERED:</b>					
								<b>36.9</b>		
<b>910 Employee Benefits</b>										
<b>919 Public Employee Assistance</b>										
2021	050	919	7500	320,010.00	320,010.00	.00	320,010.00	.00	320,010.00	.00
<b>DIVISION TOTALS:</b>				<b>320,010.00</b>	<b>320,010.00</b>	<b>.00</b>	<b>320,010.00</b>	<b>.00</b>	<b>320,010.00</b>	<b>.00</b>
<b>DEPARTMENT TOTALS:</b>				<b>320,010.00</b>	<b>320,010.00</b>	<b>.00</b>	<b>320,010.00</b>	<b>.00</b>	<b>320,010.00</b>	<b>.00</b>
<b>PERCENT EXPENDED:</b>				<b>.0</b>	<b>PERCENT EXPENDED AND ENCUMBERED:</b>					
								<b>.0</b>		
<b>920 Employee Benefits (Cont)</b>										
<b>921 Workers' Comp Insurance</b>										
2021	050	921	7500	3,919,730.00	3,919,730.00	3,919,730.00	.00	.00	.00	.00
<b>DIVISION TOTALS:</b>				<b>3,919,730.00</b>	<b>3,919,730.00</b>	<b>3,919,730.00</b>	<b>.00</b>	<b>.00</b>	<b>.00</b>	<b>.00</b>

050 922  
 RUN DATE: 12/14/2020  
 RUN TIME: 13.06.50

CITY OF CINCINNATI - DEPARTMENT OF FINANCE  
 DIVISION OF ACCOUNTS AND AUDITS  
 STATEMENT OF BALANCES  
 APPROPRIATED FUNDS  
 AS OF 11 / 30 / 2020

PGM ID: CFSFA104  
 PAGE: 40

FY	FND	AGY	OBJT	ORIGINAL AUTHORIZATION	ADJUSTED AUTHORIZATION	EXPENDITURES AMOUNT	UNEXPENDED BALANCE	ENCUMBRANCE AMOUNT	UNENCUMBERED BALANCE	PRE-ENCUMBERED AMOUNT
<b>922 Police &amp; Fire Fighter's Ins</b>										
2021	050	922	7400	300,000.00	300,000.00	130,000.00	170,000.00	.00	170,000.00	.00
<b>DIVISION TOTALS:</b>				<b>300,000.00</b>	<b>300,000.00</b>	<b>130,000.00</b>	<b>170,000.00</b>	<b>.00</b>	<b>170,000.00</b>	<b>.00</b>
<b>923 State Unemployment Comp</b>										
2021	050	923	7500	150,000.00	150,000.00	.00	150,000.00	150,000.00	.00	.00
<b>DIVISION TOTALS:</b>				<b>150,000.00</b>	<b>150,000.00</b>	<b>.00</b>	<b>150,000.00</b>	<b>150,000.00</b>	<b>.00</b>	<b>.00</b>
<b>924 Lump Sum Payment</b>										
2021	050	924	7100	3,907,510.00	3,907,510.00	284,370.76	3,623,139.24	.00	3,623,139.24	.00
<b>DIVISION TOTALS:</b>				<b>3,907,510.00</b>	<b>3,907,510.00</b>	<b>284,370.76</b>	<b>3,623,139.24</b>	<b>.00</b>	<b>3,623,139.24</b>	<b>.00</b>
<b>928 Tuition Reimbursement</b>										
2021	050	928	7400	.00	100,000.00	.00	100,000.00	.00	100,000.00	.00
<b>DIVISION TOTALS:</b>				<b>.00</b>	<b>100,000.00</b>	<b>.00</b>	<b>100,000.00</b>	<b>.00</b>	<b>100,000.00</b>	<b>.00</b>
<b>DEPARTMENT TOTALS:</b>				<b>8,277,240.00</b>	<b>8,377,240.00</b>	<b>4,334,100.76</b>	<b>4,043,139.24</b>	<b>150,000.00</b>	<b>3,893,139.24</b>	<b>.00</b>
<b>PERCENT EXPENDED:</b>				<b>51.7</b>	<b>PERCENT EXPENDED AND ENCUMBERED: 53.5</b>					
<b>940 Govt'Al &amp; Prof'Al Services</b>										
<b>941 Audit And Examiner's Fees</b>										
2021	050	941	7200	400,000.00	400,000.00	145,250.10	254,749.90	202,676.70	52,073.20	.00
<b>DIVISION TOTALS:</b>				<b>400,000.00</b>	<b>400,000.00</b>	<b>145,250.10</b>	<b>254,749.90</b>	<b>202,676.70</b>	<b>52,073.20</b>	<b>.00</b>
<b>942 Hamco Treasurer &amp; Auditor Fees</b>										
2021	050	942	7200	500,000.00	500,000.00	159,544.55	340,455.45	.00	340,455.45	.00
<b>DIVISION TOTALS:</b>				<b>500,000.00</b>	<b>500,000.00</b>	<b>159,544.55</b>	<b>340,455.45</b>	<b>.00</b>	<b>340,455.45</b>	<b>.00</b>
<b>944 General Fund Overhead</b>										
2021	050	944	7200	83,270.00	83,270.00	83,270.00	.00	.00	.00	.00
<b>DIVISION TOTALS:</b>				<b>83,270.00</b>	<b>83,270.00</b>	<b>83,270.00</b>	<b>.00</b>	<b>.00</b>	<b>.00</b>	<b>.00</b>
<b>946 Election Expense</b>										
2021	050	946	7200	50,510.00	50,510.00	.00	50,510.00	.00	50,510.00	.00
2021	050	946	7400	40,410.00	40,410.00	.00	40,410.00	.00	40,410.00	.00
<b>DIVISION TOTALS:</b>				<b>90,920.00</b>	<b>90,920.00</b>	<b>.00</b>	<b>90,920.00</b>	<b>.00</b>	<b>90,920.00</b>	<b>.00</b>
<b>DEPARTMENT TOTALS:</b>				<b>1,074,190.00</b>	<b>1,074,190.00</b>	<b>388,064.65</b>	<b>686,125.35</b>	<b>202,676.70</b>	<b>483,448.65</b>	<b>.00</b>
<b>PERCENT EXPENDED:</b>				<b>36.1</b>	<b>PERCENT EXPENDED AND ENCUMBERED: 55.0</b>					
<b>950 Miscellaneous Accounts</b>										
<b>951 Judgments Against The City</b>										
2021	050	951	7400	900,000.00	900,000.00	283,572.38	616,427.62	616,427.62	.00	.00
<b>DIVISION TOTALS:</b>				<b>900,000.00</b>	<b>900,000.00</b>	<b>283,572.38</b>	<b>616,427.62</b>	<b>616,427.62</b>	<b>.00</b>	<b>.00</b>
<b>952 Enterprise Software and Licenses</b>										
2021	050	952	7200	1,394,200.00	1,394,200.00	441,752.04	952,447.96	37,170.00	915,277.96	.00
2021	050	952	7300	514,600.00	514,600.00	.00	514,600.00	.00	514,600.00	.00
2021	050	952	7400	4,196,790.00	4,196,790.00	686,799.15	3,509,990.85	130,849.91	3,379,140.94	61,733.80
<b>DIVISION TOTALS:</b>				<b>6,105,590.00</b>	<b>6,105,590.00</b>	<b>1,128,551.19</b>	<b>4,977,038.81</b>	<b>168,019.91</b>	<b>4,809,018.90</b>	<b>61,733.80</b>
<b>953 Memberships &amp; Publications</b>										
2021	050	953	7200	172,270.00	172,270.00	13,080.89	159,189.11	52,250.00	106,939.11	.00
2021	050	953	7400	89,480.00	89,480.00	.00	89,480.00	.00	89,480.00	.00
<b>DIVISION TOTALS:</b>				<b>261,750.00</b>	<b>261,750.00</b>	<b>13,080.89</b>	<b>248,669.11</b>	<b>52,250.00</b>	<b>196,419.11</b>	<b>.00</b>

050 959  
 RUN DATE: 12/14/2020  
 RUN TIME: 13.06.50

CITY OF CINCINNATI - DEPARTMENT OF FINANCE  
 DIVISION OF ACCOUNTS AND AUDITS  
 STATEMENT OF BALANCES  
 APPROPRIATED FUNDS  
 AS OF 11 / 30 / 2020

PGM ID: CFSFA104  
 PAGE: 41

FY	FND	AGY	OBJT	ORIGINAL AUTHORIZATION	ADJUSTED AUTHORIZATION	EXPENDITURES AMOUNT	UNEXPENDED BALANCE	ENCUMBRANCE AMOUNT	UNENCUMBERED BALANCE	PRE-ENCUMBERED AMOUNT
<b>959 Manager's Office Obligations</b>										
2021	050	959	7200	176,990.00	176,990.00	2,656.00	174,334.00	.00	174,334.00	.00
<b>DIVISION TOTALS:</b>				<b>176,990.00</b>	<b>176,990.00</b>	<b>2,656.00</b>	<b>174,334.00</b>	<b>.00</b>	<b>174,334.00</b>	<b>.00</b>
<b>DEPARTMENT TOTALS:</b>				<b>7,444,330.00</b>	<b>7,444,330.00</b>	<b>1,427,860.46</b>	<b>6,016,469.54</b>	<b>836,697.53</b>	<b>5,179,772.01</b>	<b>61,733.80</b>
<b>PERCENT EXPENDED:</b>				<b>19.2</b>	<b>PERCENT EXPENDED AND ENCUMBERED: 30.4</b>					
<b>960 Miscellaneous Accounts (Cont)</b>										
<b>963 Specl Improv District</b>										
2021	050	963	7200	45,000.00	45,000.00	.00	45,000.00	.00	45,000.00	.00
<b>DIVISION TOTALS:</b>				<b>45,000.00</b>	<b>45,000.00</b>	<b>.00</b>	<b>45,000.00</b>	<b>.00</b>	<b>45,000.00</b>	<b>.00</b>
<b>968 Port Authority Gr Cinti Dev</b>										
2021	050	968	7200	700,000.00	700,000.00	.00	700,000.00	.00	700,000.00	.00
<b>DIVISION TOTALS:</b>				<b>700,000.00</b>	<b>700,000.00</b>	<b>.00</b>	<b>700,000.00</b>	<b>.00</b>	<b>700,000.00</b>	<b>.00</b>
<b>969 PIRAS</b>										
2021	050	969	7200	30,180.00	30,180.00	.00	30,180.00	.00	30,180.00	.00
<b>DIVISION TOTALS:</b>				<b>30,180.00</b>	<b>30,180.00</b>	<b>.00</b>	<b>30,180.00</b>	<b>.00</b>	<b>30,180.00</b>	<b>.00</b>
<b>DEPARTMENT TOTALS:</b>				<b>775,180.00</b>	<b>775,180.00</b>	<b>.00</b>	<b>775,180.00</b>	<b>.00</b>	<b>775,180.00</b>	<b>.00</b>
<b>PERCENT EXPENDED:</b>				<b>.0</b>	<b>PERCENT EXPENDED AND ENCUMBERED: .0</b>					
<b>101 Water Works FUND</b>										
<b>300 Department Of Water Works</b>										
<b>301 Water Works, Business Service</b>										
2021	101	301	7100	6,636,492.00	6,694,695.00	2,322,044.79	4,372,650.21	.00	4,372,650.21	.00
2021	101	301	7200	2,020,810.00	2,020,810.00	186,164.64	1,834,645.36	128,319.07	1,706,326.29	.00
2021	101	301	7300	173,910.00	173,910.00	18,602.44	155,307.56	14,798.75	140,508.81	.00
2021	101	301	7400	922,600.00	922,600.00	23,254.86	899,345.14	558,281.42	341,063.72	.00
2021	101	301	7500	2,332,087.00	2,332,087.00	883,922.50	1,448,164.50	.00	1,448,164.50	.00
<b>DIVISION TOTALS:</b>				<b>12,085,899.00</b>	<b>12,144,102.00</b>	<b>3,433,989.23</b>	<b>8,710,112.77</b>	<b>701,399.24</b>	<b>8,008,713.53</b>	<b>.00</b>
<b>302 Water Works, Commercial Services</b>										
2021	101	302	7100	6,292,837.00	6,306,088.00	2,119,966.49	4,186,121.51	.00	4,186,121.51	.00
2021	101	302	7200	5,187,350.00	5,187,350.00	1,327,026.39	3,860,323.61	3,342,425.48	517,898.13	.00
2021	101	302	7300	764,200.00	764,200.00	355,972.54	408,227.46	28,796.65	379,430.81	.00
2021	101	302	7400	235,340.00	235,340.00	194,864.25	40,475.75	28,052.55	12,423.20	.00
2021	101	302	7500	2,520,403.00	2,520,403.00	948,774.84	1,571,628.16	.00	1,571,628.16	.00
<b>DIVISION TOTALS:</b>				<b>15,000,130.00</b>	<b>15,013,381.00</b>	<b>4,946,604.51</b>	<b>10,066,776.49</b>	<b>3,399,274.68</b>	<b>6,667,501.81</b>	<b>.00</b>
<b>303 Water Works, Div Of Supply</b>										
2021	101	303	7100	8,762,780.00	8,775,370.00	3,043,117.36	5,732,252.64	.00	5,732,252.64	.00
2021	101	303	7200	11,257,160.00	11,257,160.00	3,410,458.41	7,846,701.59	6,745,197.67	1,101,503.92	.00
2021	101	303	7300	1,571,210.00	1,571,210.00	300,678.86	1,270,531.14	462,580.85	807,950.29	.00
2021	101	303	7400	148,090.00	148,090.00	15,521.98	132,568.02	36,149.48	96,418.54	.00
2021	101	303	7500	3,493,450.00	3,493,450.00	1,304,447.41	2,189,002.59	.00	2,189,002.59	.00
<b>DIVISION TOTALS:</b>				<b>25,232,690.00</b>	<b>25,245,280.00</b>	<b>8,074,224.02</b>	<b>17,171,055.98</b>	<b>7,243,928.00</b>	<b>9,927,127.98</b>	<b>.00</b>

101 304  
 RUN DATE: 12/14/2020  
 RUN TIME: 13.06.50

CITY OF CINCINNATI - DEPARTMENT OF FINANCE  
 DIVISION OF ACCOUNTS AND AUDITS  
 STATEMENT OF BALANCES  
 APPROPRIATED FUNDS  
 AS OF 11 / 30 / 2020

PGM ID: CFSFA104  
 PAGE: 42

FY	FND	AGY	OBJT	ORIGINAL AUTHORIZATION	ADJUSTED AUTHORIZATION	EXPENDITURES AMOUNT	UNEXPENDED BALANCE	ENCUMBRANCE AMOUNT	UNENCUMBERED BALANCE	PRE-ENCUMBERED AMOUNT
<b>304 Water Works, Div Of Distribution</b>										
2021	101	304	7100	8,518,840.00	8,520,468.00	2,907,306.80	5,613,161.20	.00	5,613,161.20	.00
2021	101	304	7200	4,368,900.00	4,368,900.00	1,268,841.96	3,100,058.04	1,060,462.80	2,039,595.24	.00
2021	101	304	7300	2,335,330.00	2,335,330.00	796,696.32	1,538,633.68	308,931.36	1,229,702.32	.00
2021	101	304	7400	39,210.00	39,210.00	10,174.54	29,035.46	22,968.26	6,067.20	.00
2021	101	304	7500	3,692,330.00	3,692,330.00	1,298,365.95	2,393,964.05	.00	2,393,964.05	.00
<b>DIVISION TOTALS:</b>				<b>18,954,610.00</b>	<b>18,956,238.00</b>	<b>6,281,385.57</b>	<b>12,674,852.43</b>	<b>1,392,362.42</b>	<b>11,282,490.01</b>	<b>.00</b>
<b>305 Div Of Wtr Quality &amp; Treatment</b>										
2021	101	305	7100	3,031,450.00	3,040,512.00	1,077,543.61	1,962,968.39	.00	1,962,968.39	.00
2021	101	305	7200	862,860.00	862,860.00	114,065.80	748,794.20	204,545.71	544,248.49	12,100.00
2021	101	305	7300	5,094,910.00	5,094,910.00	1,410,218.29	3,684,691.71	126,276.79	3,558,414.92	.00
2021	101	305	7400	97,560.00	97,560.00	1,615.85	95,944.15	4,750.00	91,194.15	.00
2021	101	305	7500	1,139,280.00	1,139,280.00	449,845.55	689,434.45	.00	689,434.45	.00
<b>DIVISION TOTALS:</b>				<b>10,226,060.00</b>	<b>10,235,122.00</b>	<b>3,053,289.10</b>	<b>7,181,832.90</b>	<b>335,572.50</b>	<b>6,846,260.40</b>	<b>12,100.00</b>
<b>306 Water Works, Div Of Engineering</b>										
2021	101	306	7100	3,941,590.00	3,951,269.00	836,621.54	3,114,647.46	.00	3,114,647.46	.00
2021	101	306	7200	996,140.00	996,140.00	43,534.70	952,605.30	17,277.88	935,327.42	.00
2021	101	306	7300	178,350.00	178,350.00	26,255.21	152,094.79	14,446.15	137,648.64	.00
2021	101	306	7400	143,050.00	143,050.00	5,347.57	137,702.43	.00	137,702.43	.00
2021	101	306	7500	1,791,290.00	1,791,290.00	401,702.81	1,389,587.19	.00	1,389,587.19	.00
<b>DIVISION TOTALS:</b>				<b>7,050,420.00</b>	<b>7,060,099.00</b>	<b>1,313,461.83</b>	<b>5,746,637.17</b>	<b>31,724.03</b>	<b>5,714,913.14</b>	<b>.00</b>
<b>307 Water Works, Div Of Info Tech</b>										
2021	101	307	7100	3,221,480.00	3,228,713.00	1,225,312.89	2,003,400.11	.00	2,003,400.11	.00
2021	101	307	7200	1,258,320.00	1,258,320.00	160,728.71	1,097,591.29	241,602.55	855,988.74	.00
2021	101	307	7300	88,200.00	88,200.00	23,745.89	64,454.11	6,338.15	58,115.96	.00
2021	101	307	7400	2,443,960.00	2,443,960.00	160,100.33	2,283,859.67	251,833.68	2,032,025.99	.00
2021	101	307	7500	1,076,770.00	1,076,770.00	470,671.62	606,098.38	.00	606,098.38	.00
<b>DIVISION TOTALS:</b>				<b>8,088,730.00</b>	<b>8,095,963.00</b>	<b>2,040,559.44</b>	<b>6,055,403.56</b>	<b>499,774.38</b>	<b>5,555,629.18</b>	<b>.00</b>
<b>309 Water Works Debt Service</b>										
2021	101	309	7700	43,412,000.00	43,412,000.00	14,503,784.50	28,908,215.50	5,268,993.64	23,639,221.86	.00
<b>DIVISION TOTALS:</b>				<b>43,412,000.00</b>	<b>43,412,000.00</b>	<b>14,503,784.50</b>	<b>28,908,215.50</b>	<b>5,268,993.64</b>	<b>23,639,221.86</b>	<b>.00</b>
<b>DEPARTMENT TOTALS:</b>				<b>140,050,539.00</b>	<b>140,162,185.00</b>	<b>43,647,298.20</b>	<b>96,514,886.80</b>	<b>18,873,028.89</b>	<b>77,641,857.91</b>	<b>12,100.00</b>
<b>PERCENT EXPENDED:</b>				<b>31.1</b>	<b>PERCENT EXPENDED AND ENCUMBERED:</b>		<b>44.6</b>			
<b>910 Employee Benefits</b>										
<b>911 Contribution To City Pension</b>										
2021	101	911	7700	342,380.00	342,380.00	171,216.73	171,163.27	.00	171,163.27	.00
<b>DIVISION TOTALS:</b>				<b>342,380.00</b>	<b>342,380.00</b>	<b>171,216.73</b>	<b>171,163.27</b>	<b>.00</b>	<b>171,163.27</b>	<b>.00</b>
<b>919 Public Employee Assistance</b>										
2021	101	919	7500	44,010.00	44,010.00	.00	44,010.00	.00	44,010.00	.00
<b>DIVISION TOTALS:</b>				<b>44,010.00</b>	<b>44,010.00</b>	<b>.00</b>	<b>44,010.00</b>	<b>.00</b>	<b>44,010.00</b>	<b>.00</b>
<b>DEPARTMENT TOTALS:</b>				<b>386,390.00</b>	<b>386,390.00</b>	<b>171,216.73</b>	<b>215,173.27</b>	<b>.00</b>	<b>215,173.27</b>	<b>.00</b>
<b>PERCENT EXPENDED:</b>				<b>44.3</b>	<b>PERCENT EXPENDED AND ENCUMBERED:</b>		<b>44.3</b>			

101 921  
 RUN DATE: 12/14/2020  
 RUN TIME: 13.06.50

CITY OF CINCINNATI - DEPARTMENT OF FINANCE  
 DIVISION OF ACCOUNTS AND AUDITS  
 STATEMENT OF BALANCES  
 APPROPRIATED FUNDS  
 AS OF 11 / 30 / 2020

PGM ID: CFSFA104  
 PAGE: 43

FY	FND	AGY	OBJT	ORIGINAL AUTHORIZATION	ADJUSTED AUTHORIZATION	EXPENDITURES AMOUNT	UNEXPENDED BALANCE	ENCUMBRANCE AMOUNT	UNENCUMBERED BALANCE	PRE-ENCUMBERED AMOUNT
<b>920 Employee Benefits (Cont)</b>										
<b>921 Workers' Comp Insurance</b>										
2021	101	921	7500	686,100.00	686,100.00	617,690.36	68,409.64	.00	68,409.64	.00
<b>DIVISION TOTALS:</b>				<b>686,100.00</b>	<b>686,100.00</b>	<b>617,690.36</b>	<b>68,409.64</b>	<b>.00</b>	<b>68,409.64</b>	<b>.00</b>
<b>DEPARTMENT TOTALS:</b>				<b>686,100.00</b>	<b>686,100.00</b>	<b>617,690.36</b>	<b>68,409.64</b>	<b>.00</b>	<b>68,409.64</b>	<b>.00</b>
<b>PERCENT EXPENDED:</b>				<b>90.0</b>	<b>PERCENT EXPENDED AND ENCUMBERED: 90.0</b>					
<b>940 Govt'Al &amp; Prof'Al Services</b>										
<b>944 General Fund Overhead</b>										
2021	101	944	7200	4,447,151.00	4,447,151.00	3,389,438.10	1,057,712.90	.00	1,057,712.90	.00
<b>DIVISION TOTALS:</b>				<b>4,447,151.00</b>	<b>4,447,151.00</b>	<b>3,389,438.10</b>	<b>1,057,712.90</b>	<b>.00</b>	<b>1,057,712.90</b>	<b>.00</b>
<b>DEPARTMENT TOTALS:</b>				<b>4,447,151.00</b>	<b>4,447,151.00</b>	<b>3,389,438.10</b>	<b>1,057,712.90</b>	<b>.00</b>	<b>1,057,712.90</b>	<b>.00</b>
<b>PERCENT EXPENDED:</b>				<b>76.2</b>	<b>PERCENT EXPENDED AND ENCUMBERED: 76.2</b>					
<b>102 Parking System Facilities FUND</b>										
<b>130 Department Of Finance</b>										
<b>134 Finance, Treasury</b>										
2021	102	134	7100	18,490.00	18,490.00	.00	18,490.00	.00	18,490.00	.00
2021	102	134	7200	27,500.00	27,500.00	.00	27,500.00	.00	27,500.00	.00
2021	102	134	7500	8,560.00	8,560.00	.00	8,560.00	.00	8,560.00	.00
<b>DIVISION TOTALS:</b>				<b>54,550.00</b>	<b>54,550.00</b>	<b>.00</b>	<b>54,550.00</b>	<b>.00</b>	<b>54,550.00</b>	<b>.00</b>
<b>DEPARTMENT TOTALS:</b>				<b>54,550.00</b>	<b>54,550.00</b>	<b>.00</b>	<b>54,550.00</b>	<b>.00</b>	<b>54,550.00</b>	<b>.00</b>
<b>PERCENT EXPENDED:</b>				<b>.0</b>	<b>PERCENT EXPENDED AND ENCUMBERED: .0</b>					
<b>240 Dept. Of Enterprise Services</b>										
<b>248 Div Of Parking Facilities</b>										
2021	102	248	7100	394,170.00	396,124.00	156,329.35	239,794.65	.00	239,794.65	.00
2021	102	248	7200	3,270,660.00	3,270,660.00	688,656.36	2,582,003.64	2,119,531.14	462,472.50	.00
2021	102	248	7300	17,000.00	17,000.00	531.02	16,468.98	968.98	15,500.00	.00
2021	102	248	7400	1,347,020.00	1,347,020.00	86,123.90	1,260,896.10	45,187.66	1,215,708.44	.00
2021	102	248	7500	131,980.00	131,980.00	64,735.35	67,244.65	.00	67,244.65	.00
2021	102	248	7700	2,205,910.00	2,205,910.00	1,790,547.71	415,362.29	.00	415,362.29	.00
<b>DIVISION TOTALS:</b>				<b>7,366,740.00</b>	<b>7,368,694.00</b>	<b>2,786,923.69</b>	<b>4,581,770.31</b>	<b>2,165,687.78</b>	<b>2,416,082.53</b>	<b>.00</b>
<b>DEPARTMENT TOTALS:</b>				<b>7,366,740.00</b>	<b>7,368,694.00</b>	<b>2,786,923.69</b>	<b>4,581,770.31</b>	<b>2,165,687.78</b>	<b>2,416,082.53</b>	<b>.00</b>
<b>PERCENT EXPENDED:</b>				<b>37.8</b>	<b>PERCENT EXPENDED AND ENCUMBERED: 67.2</b>					
<b>910 Employee Benefits</b>										
<b>911 Contribution To City Pension</b>										
2021	102	911	7700	35,880.00	35,880.00	17,935.42	17,944.58	.00	17,944.58	.00
<b>DIVISION TOTALS:</b>				<b>35,880.00</b>	<b>35,880.00</b>	<b>17,935.42</b>	<b>17,944.58</b>	<b>.00</b>	<b>17,944.58</b>	<b>.00</b>
<b>919 Public Employee Assistance</b>										
2021	102	919	7500	2,710.00	2,710.00	.00	2,710.00	.00	2,710.00	.00
<b>DIVISION TOTALS:</b>				<b>2,710.00</b>	<b>2,710.00</b>	<b>.00</b>	<b>2,710.00</b>	<b>.00</b>	<b>2,710.00</b>	<b>.00</b>
<b>DEPARTMENT TOTALS:</b>				<b>38,590.00</b>	<b>38,590.00</b>	<b>17,935.42</b>	<b>20,654.58</b>	<b>.00</b>	<b>20,654.58</b>	<b>.00</b>
<b>PERCENT EXPENDED:</b>				<b>46.5</b>	<b>PERCENT EXPENDED AND ENCUMBERED: 46.5</b>					

102 921  
 RUN DATE: 12/14/2020  
 RUN TIME: 13.06.50

CITY OF CINCINNATI - DEPARTMENT OF FINANCE  
 DIVISION OF ACCOUNTS AND AUDITS  
 STATEMENT OF BALANCES  
 APPROPRIATED FUNDS  
 AS OF 11 / 30 / 2020

PGM ID: CFSFA104  
 PAGE: 44

FY	FND	AGY	OBJT	ORIGINAL AUTHORIZATION	ADJUSTED AUTHORIZATION	EXPENDITURES AMOUNT	UNEXPENDED BALANCE	ENCUMBRANCE AMOUNT	UNENCUMBERED BALANCE	PRE-ENCUMBERED AMOUNT
<b>920 Employee Benefits (Cont)</b>										
<b>921 Workers' Comp Insurance</b>										
2021	102	921	7500	6,580.00	6,580.00	6,580.00	.00	.00	.00	.00
<b>DIVISION TOTALS:</b>				<b>6,580.00</b>	<b>6,580.00</b>	<b>6,580.00</b>	<b>.00</b>	<b>.00</b>	<b>.00</b>	<b>.00</b>
<b>DEPARTMENT TOTALS:</b>				<b>6,580.00</b>	<b>6,580.00</b>	<b>6,580.00</b>	<b>.00</b>	<b>.00</b>	<b>.00</b>	<b>.00</b>
<b>PERCENT EXPENDED: 100.0</b>				<b>PERCENT EXPENDED AND ENCUMBERED: 100.0</b>						
<b>940 Govt'Al &amp; Prof'Al Services</b>										
<b>944 General Fund Overhead</b>										
2021	102	944	7200	42,770.00	42,770.00	36,580.22	6,189.78	.00	6,189.78	.00
<b>DIVISION TOTALS:</b>				<b>42,770.00</b>	<b>42,770.00</b>	<b>36,580.22</b>	<b>6,189.78</b>	<b>.00</b>	<b>6,189.78</b>	<b>.00</b>
<b>DEPARTMENT TOTALS:</b>				<b>42,770.00</b>	<b>42,770.00</b>	<b>36,580.22</b>	<b>6,189.78</b>	<b>.00</b>	<b>6,189.78</b>	<b>.00</b>
<b>PERCENT EXPENDED: 85.5</b>				<b>PERCENT EXPENDED AND ENCUMBERED: 85.5</b>						
<b>960 Miscellaneous Accounts (Cont)</b>										
<b>966 Cincinnati Music Hall</b>										
2021	102	966	7400	100,000.00	100,000.00	50,000.00	50,000.00	50,000.00	.00	.00
<b>DIVISION TOTALS:</b>				<b>100,000.00</b>	<b>100,000.00</b>	<b>50,000.00</b>	<b>50,000.00</b>	<b>50,000.00</b>	<b>.00</b>	<b>.00</b>
<b>DEPARTMENT TOTALS:</b>				<b>100,000.00</b>	<b>100,000.00</b>	<b>50,000.00</b>	<b>50,000.00</b>	<b>50,000.00</b>	<b>.00</b>	<b>.00</b>
<b>PERCENT EXPENDED: 50.0</b>				<b>PERCENT EXPENDED AND ENCUMBERED: 100.0</b>						
<b>103 Convention-Exposition Center FUND</b>										
<b>240 Dept. Of Enterprise Services</b>										
<b>243 Duke Energy Center</b>										
2021	103	243	7100	42,000.00	42,000.00	.00	42,000.00	.00	42,000.00	.00
2021	103	243	7200	8,870,170.00	8,757,320.00	2,250,543.40	6,506,776.60	1,314,785.10	5,191,991.50	340,446.00
2021	103	243	7300	.00	112,850.00	.00	112,850.00	.00	112,850.00	112,850.00
2021	103	243	7400	92,260.00	92,260.00	.00	92,260.00	.00	92,260.00	.00
2021	103	243	7500	36,000.00	36,000.00	.00	36,000.00	.00	36,000.00	.00
2021	103	243	7700	309,400.00	309,400.00	210,149.97	99,250.03	.00	99,250.03	.00
<b>DIVISION TOTALS:</b>				<b>9,349,830.00</b>	<b>9,349,830.00</b>	<b>2,460,693.37</b>	<b>6,889,136.63</b>	<b>1,314,785.10</b>	<b>5,574,351.53</b>	<b>453,296.00</b>
<b>DEPARTMENT TOTALS:</b>				<b>9,349,830.00</b>	<b>9,349,830.00</b>	<b>2,460,693.37</b>	<b>6,889,136.63</b>	<b>1,314,785.10</b>	<b>5,574,351.53</b>	<b>453,296.00</b>
<b>PERCENT EXPENDED: 26.3</b>				<b>PERCENT EXPENDED AND ENCUMBERED: 40.4</b>						
<b>990 Reserve For Contingencies</b>										
<b>990 Reserve For Contingencies</b>										
2021	103	990	7200	300,000.00	300,000.00	.00	300,000.00	.00	300,000.00	.00
<b>DIVISION TOTALS:</b>				<b>300,000.00</b>	<b>300,000.00</b>	<b>.00</b>	<b>300,000.00</b>	<b>.00</b>	<b>300,000.00</b>	<b>.00</b>
<b>DEPARTMENT TOTALS:</b>				<b>300,000.00</b>	<b>300,000.00</b>	<b>.00</b>	<b>300,000.00</b>	<b>.00</b>	<b>300,000.00</b>	<b>.00</b>
<b>PERCENT EXPENDED: .0</b>				<b>PERCENT EXPENDED AND ENCUMBERED: .0</b>						

104 234  
 RUN DATE: 12/14/2020  
 RUN TIME: 13.06.50

CITY OF CINCINNATI - DEPARTMENT OF FINANCE  
 DIVISION OF ACCOUNTS AND AUDITS  
 STATEMENT OF BALANCES  
 APPROPRIATED FUNDS  
 AS OF 11 / 30 / 2020

PGM ID: CFSFA104  
 PAGE: 45

FY	FND	AGY	OBJT	ORIGINAL AUTHORIZATION	ADJUSTED AUTHORIZATION	EXPENDITURES AMOUNT	UNEXPENDED BALANCE	ENCUMBRANCE AMOUNT	UNENCUMBERED BALANCE	PRE-ENCUMBERED AMOUNT
<b>104 General Aviation FUND</b>										
<b>230 Dept Of Transportation &amp; Engin</b>										
<b>234 Div Of Aviation</b>										
2021	104	234	7100	815,710.00	819,374.00	341,019.21	478,354.79	.00	478,354.79	.00
2021	104	234	7200	515,780.00	515,780.00	160,764.29	355,015.71	175,399.82	179,615.89	.00
2021	104	234	7300	114,910.00	114,910.00	35,390.32	79,519.68	11,120.07	68,399.61	.00
2021	104	234	7400	225,110.00	225,110.00	3,483.94	221,626.06	6,154.06	215,472.00	.00
2021	104	234	7500	348,900.00	348,900.00	136,979.55	211,920.45	.00	211,920.45	.00
2021	104	234	7700	53,210.00	53,210.00	47,332.30	5,877.70	.00	5,877.70	.00
<b>DIVISION TOTALS:</b>				<b>2,073,620.00</b>	<b>2,077,284.00</b>	<b>724,969.61</b>	<b>1,352,314.39</b>	<b>192,673.95</b>	<b>1,159,640.44</b>	<b>.00</b>
<b>DEPARTMENT TOTALS:</b>				<b>2,073,620.00</b>	<b>2,077,284.00</b>	<b>724,969.61</b>	<b>1,352,314.39</b>	<b>192,673.95</b>	<b>1,159,640.44</b>	<b>.00</b>
<b>PERCENT EXPENDED:</b>				<b>34.9</b>	<b>PERCENT EXPENDED AND ENCUMBERED: 44.2</b>					
<b>910 Employee Benefits</b>										
<b>919 Public Employee Assistance</b>										
2021	104	919	7500	1,010.00	1,010.00	.00	1,010.00	.00	1,010.00	.00
<b>DIVISION TOTALS:</b>				<b>1,010.00</b>	<b>1,010.00</b>	<b>.00</b>	<b>1,010.00</b>	<b>.00</b>	<b>1,010.00</b>	<b>.00</b>
<b>DEPARTMENT TOTALS:</b>				<b>1,010.00</b>	<b>1,010.00</b>	<b>.00</b>	<b>1,010.00</b>	<b>.00</b>	<b>1,010.00</b>	<b>.00</b>
<b>PERCENT EXPENDED:</b>				<b>.0</b>	<b>PERCENT EXPENDED AND ENCUMBERED: .0</b>					
<b>920 Employee Benefits (Cont)</b>										
<b>921 Workers' Comp Insurance</b>										
2021	104	921	7500	15,400.00	15,400.00	12,538.58	2,861.42	.00	2,861.42	.00
<b>DIVISION TOTALS:</b>				<b>15,400.00</b>	<b>15,400.00</b>	<b>12,538.58</b>	<b>2,861.42</b>	<b>.00</b>	<b>2,861.42</b>	<b>.00</b>
<b>DEPARTMENT TOTALS:</b>				<b>15,400.00</b>	<b>15,400.00</b>	<b>12,538.58</b>	<b>2,861.42</b>	<b>.00</b>	<b>2,861.42</b>	<b>.00</b>
<b>PERCENT EXPENDED:</b>				<b>81.4</b>	<b>PERCENT EXPENDED AND ENCUMBERED: 81.4</b>					
<b>940 Govt'Al &amp; Prof'Al Services</b>										
<b>944 General Fund Overhead</b>										
2021	104	944	7200	99,560.00	99,560.00	68,898.85	30,661.15	.00	30,661.15	.00
<b>DIVISION TOTALS:</b>				<b>99,560.00</b>	<b>99,560.00</b>	<b>68,898.85</b>	<b>30,661.15</b>	<b>.00</b>	<b>30,661.15</b>	<b>.00</b>
<b>DEPARTMENT TOTALS:</b>				<b>99,560.00</b>	<b>99,560.00</b>	<b>68,898.85</b>	<b>30,661.15</b>	<b>.00</b>	<b>30,661.15</b>	<b>.00</b>
<b>PERCENT EXPENDED:</b>				<b>69.2</b>	<b>PERCENT EXPENDED AND ENCUMBERED: 69.2</b>					
<b>105 Municipal Golf FUND</b>										
<b>190 Dept Of Public Recreation</b>										
<b>195 Recreation Golf</b>										
2021	105	195	7100	131,020.00	131,020.00	36,877.44	94,142.56	.00	94,142.56	.00
2021	105	195	7200	4,420,930.00	4,420,930.00	1,756,618.11	2,664,311.89	153,662.27	2,510,649.62	.00
2021	105	195	7300	143,890.00	143,890.00	77,034.30	66,855.70	.00	66,855.70	.00
2021	105	195	7400	69,590.00	69,590.00	6,110.23	63,479.77	24,287.05	39,192.72	.00
2021	105	195	7500	44,030.00	44,030.00	10,857.09	33,172.91	.00	33,172.91	.00
2021	105	195	7700	673,130.00	673,130.00	476,937.50	196,192.50	.00	196,192.50	.00
<b>DIVISION TOTALS:</b>				<b>5,482,590.00</b>	<b>5,482,590.00</b>	<b>2,364,434.67</b>	<b>3,118,155.33</b>	<b>177,949.32</b>	<b>2,940,206.01</b>	<b>.00</b>



105 199  
 RUN DATE: 12/14/2020  
 RUN TIME: 13.06.50

CITY OF CINCINNATI - DEPARTMENT OF FINANCE  
 DIVISION OF ACCOUNTS AND AUDITS  
 STATEMENT OF BALANCES  
 APPROPRIATED FUNDS  
 AS OF 11 / 30 / 2020

PGM ID: CFSFA104  
 PAGE: 46

FY	FND	AGY	OBJT	ORIGINAL AUTHORIZATION	ADJUSTED AUTHORIZATION	EXPENDITURES AMOUNT	UNEXPENDED BALANCE	ENCUMBRANCE AMOUNT	UNENCUMBERED BALANCE	PRE-ENCUMBERED AMOUNT
<b>199 Recreation Administration</b>										
2021	105	199	7100	60,150.00	60,150.00	.00	60,150.00	.00	60,150.00	.00
2021	105	199	7500	20,120.00	20,120.00	.00	20,120.00	.00	20,120.00	.00
<b>DIVISION TOTALS:</b>				<b>80,270.00</b>	<b>80,270.00</b>	<b>.00</b>	<b>80,270.00</b>	<b>.00</b>	<b>80,270.00</b>	<b>.00</b>
<b>DEPARTMENT TOTALS:</b>				<b>5,562,860.00</b>	<b>5,562,860.00</b>	<b>2,364,434.67</b>	<b>3,198,425.33</b>	<b>177,949.32</b>	<b>3,020,476.01</b>	<b>.00</b>
<b>PERCENT EXPENDED:</b>				<b>42.5</b>	<b>PERCENT EXPENDED AND ENCUMBERED: 45.7</b>					
<b>910 Employee Benefits</b>										
<b>919 Public Employee Assistance</b>										
2021	105	919	7500	310.00	310.00	.00	310.00	.00	310.00	.00
<b>DIVISION TOTALS:</b>				<b>310.00</b>	<b>310.00</b>	<b>.00</b>	<b>310.00</b>	<b>.00</b>	<b>310.00</b>	<b>.00</b>
<b>DEPARTMENT TOTALS:</b>				<b>310.00</b>	<b>310.00</b>	<b>.00</b>	<b>310.00</b>	<b>.00</b>	<b>310.00</b>	<b>.00</b>
<b>PERCENT EXPENDED:</b>				<b>.0</b>	<b>PERCENT EXPENDED AND ENCUMBERED: .0</b>					
<b>920 Employee Benefits (Cont)</b>										
<b>921 Workers' Comp Insurance</b>										
2021	105	921	7500	3,470.00	3,470.00	3,014.18	455.82	.00	455.82	.00
<b>DIVISION TOTALS:</b>				<b>3,470.00</b>	<b>3,470.00</b>	<b>3,014.18</b>	<b>455.82</b>	<b>.00</b>	<b>455.82</b>	<b>.00</b>
<b>DEPARTMENT TOTALS:</b>				<b>3,470.00</b>	<b>3,470.00</b>	<b>3,014.18</b>	<b>455.82</b>	<b>.00</b>	<b>455.82</b>	<b>.00</b>
<b>PERCENT EXPENDED:</b>				<b>86.9</b>	<b>PERCENT EXPENDED AND ENCUMBERED: 86.9</b>					
<b>940 Govt'Al &amp; Prof'Al Services</b>										
<b>944 General Fund Overhead</b>										
2021	105	944	7200	22,180.00	22,180.00	16,312.06	5,867.94	.00	5,867.94	.00
<b>DIVISION TOTALS:</b>				<b>22,180.00</b>	<b>22,180.00</b>	<b>16,312.06</b>	<b>5,867.94</b>	<b>.00</b>	<b>5,867.94</b>	<b>.00</b>
<b>DEPARTMENT TOTALS:</b>				<b>22,180.00</b>	<b>22,180.00</b>	<b>16,312.06</b>	<b>5,867.94</b>	<b>.00</b>	<b>5,867.94</b>	<b>.00</b>
<b>PERCENT EXPENDED:</b>				<b>73.5</b>	<b>PERCENT EXPENDED AND ENCUMBERED: 73.5</b>					
<b>107 Stormwater Management FUND</b>										
<b>100 Office Of The City Manager</b>										
<b>104 Office Of Environmental Qualities</b>										
2021	107	104	7200	1,026,050.00	1,026,050.00	891,842.27	134,207.73	134,207.73	.00	.00
<b>DIVISION TOTALS:</b>				<b>1,026,050.00</b>	<b>1,026,050.00</b>	<b>891,842.27</b>	<b>134,207.73</b>	<b>134,207.73</b>	<b>.00</b>	<b>.00</b>
<b>DEPARTMENT TOTALS:</b>				<b>1,026,050.00</b>	<b>1,026,050.00</b>	<b>891,842.27</b>	<b>134,207.73</b>	<b>134,207.73</b>	<b>.00</b>	<b>.00</b>
<b>PERCENT EXPENDED:</b>				<b>86.9</b>	<b>PERCENT EXPENDED AND ENCUMBERED: 100.0</b>					
<b>190 Dept Of Public Recreation</b>										
<b>194 Recreation Maintenance</b>										
2021	107	194	7100	767,390.00	767,390.00	.00	767,390.00	.00	767,390.00	.00
2021	107	194	7500	275,800.00	275,800.00	.00	275,800.00	.00	275,800.00	.00
<b>DIVISION TOTALS:</b>				<b>1,043,190.00</b>	<b>1,043,190.00</b>	<b>.00</b>	<b>1,043,190.00</b>	<b>.00</b>	<b>1,043,190.00</b>	<b>.00</b>
<b>DEPARTMENT TOTALS:</b>				<b>1,043,190.00</b>	<b>1,043,190.00</b>	<b>.00</b>	<b>1,043,190.00</b>	<b>.00</b>	<b>1,043,190.00</b>	<b>.00</b>
<b>PERCENT EXPENDED:</b>				<b>.0</b>	<b>PERCENT EXPENDED AND ENCUMBERED: .0</b>					

107 202  
 RUN DATE: 12/14/2020  
 RUN TIME: 13.06.50

CITY OF CINCINNATI - DEPARTMENT OF FINANCE  
 DIVISION OF ACCOUNTS AND AUDITS  
 STATEMENT OF BALANCES  
 APPROPRIATED FUNDS  
 AS OF 11 / 30 / 2020

PGM ID: CFSFA104  
 PAGE: 47

FY	FND	AGY	OBJT	ORIGINAL AUTHORIZATION	ADJUSTED AUTHORIZATION	EXPENDITURES AMOUNT	UNEXPENDED BALANCE	ENCUMBRANCE AMOUNT	UNENCUMBERED BALANCE	PRE-ENCUMBERED AMOUNT
<b>200 Department Of Parks</b>										
<b>202 Parks, Operations &amp; Facility Mgmt</b>										
2021	107	202	7100	1,330,140.00	1,330,140.00	.00	1,330,140.00	.00	1,330,140.00	.00
2021	107	202	7300	16,120.00	16,120.00	426.45	15,693.55	1,774.63	13,918.92	.00
2021	107	202	7500	588,600.00	588,600.00	.00	588,600.00	.00	588,600.00	.00
<b>DIVISION TOTALS:</b>				<b>1,934,860.00</b>	<b>1,934,860.00</b>	<b>426.45</b>	<b>1,934,433.55</b>	<b>1,774.63</b>	<b>1,932,658.92</b>	<b>.00</b>
<b>DEPARTMENT TOTALS:</b>				<b>1,934,860.00</b>	<b>1,934,860.00</b>	<b>426.45</b>	<b>1,934,433.55</b>	<b>1,774.63</b>	<b>1,932,658.92</b>	<b>.00</b>
<b>PERCENT EXPENDED:</b>				<b>.0</b>	<b>PERCENT EXPENDED AND ENCUMBERED:</b>					
								<b>.1</b>		
<b>210 Dept Of Bldgs &amp; Inspections</b>										
<b>212 Bldg &amp; Inspections, Licenses &amp; Permits</b>										
2021	107	212	7100	.00	413,300.00	15,267.23	398,032.77	.00	398,032.77	.00
2021	107	212	7200	.00	167,300.00	.00	167,300.00	10,000.00	157,300.00	.00
2021	107	212	7300	.00	50,600.00	.00	50,600.00	.00	50,600.00	.00
2021	107	212	7400	.00	10,900.00	.00	10,900.00	.00	10,900.00	.00
2021	107	212	7500	.00	185,420.00	7,185.56	178,234.44	.00	178,234.44	.00
<b>DIVISION TOTALS:</b>				<b>.00</b>	<b>827,520.00</b>	<b>22,452.79</b>	<b>805,067.21</b>	<b>10,000.00</b>	<b>795,067.21</b>	<b>.00</b>
<b>DEPARTMENT TOTALS:</b>				<b>.00</b>	<b>827,520.00</b>	<b>22,452.79</b>	<b>805,067.21</b>	<b>10,000.00</b>	<b>795,067.21</b>	<b>.00</b>
<b>PERCENT EXPENDED:</b>				<b>2.7</b>	<b>PERCENT EXPENDED AND ENCUMBERED:</b>					
								<b>3.9</b>		
<b>250 Dept Of Public Services</b>										
<b>253 Div Of Neighborhood Operations</b>										
2021	107	253	7100	4,017,810.00	3,604,510.00	1,202,552.44	2,401,957.56	.00	2,401,957.56	.00
2021	107	253	7200	2,247,960.00	2,110,660.00	696,664.95	1,413,995.05	764,143.71	649,851.34	.00
2021	107	253	7300	337,970.00	327,370.00	130,958.71	196,411.29	12,487.02	183,924.27	.00
2021	107	253	7400	235,870.00	194,970.00	3,610.98	191,359.02	1,800.01	189,559.01	.00
2021	107	253	7500	1,537,620.00	1,352,200.00	472,859.27	879,340.73	.00	879,340.73	.00
<b>DIVISION TOTALS:</b>				<b>8,377,230.00</b>	<b>7,589,710.00</b>	<b>2,506,646.35</b>	<b>5,083,063.65</b>	<b>778,430.74</b>	<b>4,304,632.91</b>	<b>.00</b>
<b>DEPARTMENT TOTALS:</b>				<b>8,377,230.00</b>	<b>7,589,710.00</b>	<b>2,506,646.35</b>	<b>5,083,063.65</b>	<b>778,430.74</b>	<b>4,304,632.91</b>	<b>.00</b>
<b>PERCENT EXPENDED:</b>				<b>33.0</b>	<b>PERCENT EXPENDED AND ENCUMBERED:</b>					
								<b>43.3</b>		
<b>310 Open</b>										
<b>311 Stormwater Management Utility</b>										
2021	107	311	7100	2,842,610.00	2,848,871.00	931,636.61	1,917,234.39	.00	1,917,234.39	.00
2021	107	311	7200	4,858,380.00	4,858,380.00	1,136,830.38	3,721,549.62	667,069.56	3,054,480.06	.00
2021	107	311	7300	331,000.00	331,000.00	47,902.09	283,097.91	11,185.36	271,912.55	43,161.00
2021	107	311	7400	583,990.00	583,990.00	348,329.81	235,660.19	31,573.63	204,086.56	.00
2021	107	311	7500	1,052,550.00	1,052,550.00	381,127.03	671,422.97	.00	671,422.97	.00
2021	107	311	7600	295,000.00	295,000.00	9,288.00	285,712.00	.00	285,712.00	.00
2021	107	311	7700	884,610.00	884,610.00	679,095.72	205,514.28	.00	205,514.28	.00
<b>DIVISION TOTALS:</b>				<b>10,848,140.00</b>	<b>10,854,401.00</b>	<b>3,534,209.64</b>	<b>7,320,191.36</b>	<b>709,828.55</b>	<b>6,610,362.81</b>	<b>43,161.00</b>
<b>DEPARTMENT TOTALS:</b>				<b>10,848,140.00</b>	<b>10,854,401.00</b>	<b>3,534,209.64</b>	<b>7,320,191.36</b>	<b>709,828.55</b>	<b>6,610,362.81</b>	<b>43,161.00</b>
<b>PERCENT EXPENDED:</b>				<b>32.6</b>	<b>PERCENT EXPENDED AND ENCUMBERED:</b>					
								<b>39.1</b>		
<b>910 Employee Benefits</b>										
<b>911 Contribution To City Pension</b>										
2021	107	911	7700	8,540.00	8,540.00	4,262.54	4,277.46	.00	4,277.46	.00
<b>DIVISION TOTALS:</b>				<b>8,540.00</b>	<b>8,540.00</b>	<b>4,262.54</b>	<b>4,277.46</b>	<b>.00</b>	<b>4,277.46</b>	<b>.00</b>

107 919  
 RUN DATE: 12/14/2020  
 RUN TIME: 13.06.50

CITY OF CINCINNATI - DEPARTMENT OF FINANCE  
 DIVISION OF ACCOUNTS AND AUDITS  
 STATEMENT OF BALANCES  
 APPROPRIATED FUNDS  
 AS OF 11 / 30 / 2020

PGM ID: CFSFA104  
 PAGE: 48

FY	FND	AGY	OBJT	ORIGINAL AUTHORIZATION	ADJUSTED AUTHORIZATION	EXPENDITURES AMOUNT	UNEXPENDED BALANCE	ENCUMBRANCE AMOUNT	UNENCUMBERED BALANCE	PRE-ENCUMBERED AMOUNT
<b>919 Public Employee Assistance</b>										
2021	107	919	7500	7,010.00	7,010.00	.00	7,010.00	.00	7,010.00	.00
<b>DIVISION TOTALS:</b>				<b>7,010.00</b>	<b>7,010.00</b>	<b>.00</b>	<b>7,010.00</b>	<b>.00</b>	<b>7,010.00</b>	<b>.00</b>
<b>DEPARTMENT TOTALS:</b>				<b>15,550.00</b>	<b>15,550.00</b>	<b>4,262.54</b>	<b>11,287.46</b>	<b>.00</b>	<b>11,287.46</b>	<b>.00</b>
<b>PERCENT EXPENDED:</b>				<b>27.4</b>	<b>PERCENT EXPENDED AND ENCUMBERED: 27.4</b>					
<b>920 Employee Benefits (Cont)</b>										
<b>921 Workers' Comp Insurance</b>										
2021	107	921	7500	141,600.00	141,600.00	141,600.00	.00	.00	.00	.00
<b>DIVISION TOTALS:</b>				<b>141,600.00</b>	<b>141,600.00</b>	<b>141,600.00</b>	<b>.00</b>	<b>.00</b>	<b>.00</b>	<b>.00</b>
<b>DEPARTMENT TOTALS:</b>				<b>141,600.00</b>	<b>141,600.00</b>	<b>141,600.00</b>	<b>.00</b>	<b>.00</b>	<b>.00</b>	<b>.00</b>
<b>PERCENT EXPENDED:</b>				<b>100.0</b>	<b>PERCENT EXPENDED AND ENCUMBERED: 100.0</b>					
<b>940 Govt'Al &amp; Prof'Al Services</b>										
<b>944 General Fund Overhead</b>										
2021	107	944	7200	915,270.00	915,270.00	781,095.45	134,174.55	.00	134,174.55	.00
<b>DIVISION TOTALS:</b>				<b>915,270.00</b>	<b>915,270.00</b>	<b>781,095.45</b>	<b>134,174.55</b>	<b>.00</b>	<b>134,174.55</b>	<b>.00</b>
<b>DEPARTMENT TOTALS:</b>				<b>915,270.00</b>	<b>915,270.00</b>	<b>781,095.45</b>	<b>134,174.55</b>	<b>.00</b>	<b>134,174.55</b>	<b>.00</b>
<b>PERCENT EXPENDED:</b>				<b>85.3</b>	<b>PERCENT EXPENDED AND ENCUMBERED: 85.3</b>					
<b>151 Bond Retirement - City FUND</b>										
<b>130 Department Of Finance</b>										
<b>131 Finance, Office Of Director</b>										
2021	151	131	7100	16,830.00	16,830.00	.00	16,830.00	.00	16,830.00	.00
2021	151	131	7500	5,950.00	5,950.00	.00	5,950.00	.00	5,950.00	.00
<b>DIVISION TOTALS:</b>				<b>22,780.00</b>	<b>22,780.00</b>	<b>.00</b>	<b>22,780.00</b>	<b>.00</b>	<b>22,780.00</b>	<b>.00</b>
<b>134 Finance, Treasury</b>										
2021	151	134	7100	219,270.00	222,206.00	64,144.54	158,061.46	.00	158,061.46	.00
2021	151	134	7200	3,211,770.00	3,211,770.00	1,138,823.57	2,072,946.43	.00	2,072,946.43	.00
2021	151	134	7300	18,480.00	18,480.00	.00	18,480.00	.00	18,480.00	.00
2021	151	134	7400	157,250.00	157,250.00	324.75	156,925.25	.00	156,925.25	.00
2021	151	134	7500	90,449.00	90,449.00	24,821.10	65,627.90	.00	65,627.90	.00
2021	151	134	7700	143,785,720.00	143,879,470.00	58,343,344.67	85,536,125.33	.00	85,536,125.33	.00
<b>DIVISION TOTALS:</b>				<b>147,482,939.00</b>	<b>147,579,625.00</b>	<b>59,571,458.63</b>	<b>88,008,166.37</b>	<b>.00</b>	<b>88,008,166.37</b>	<b>.00</b>
<b>DEPARTMENT TOTALS:</b>				<b>147,505,719.00</b>	<b>147,602,405.00</b>	<b>59,571,458.63</b>	<b>88,030,946.37</b>	<b>.00</b>	<b>88,030,946.37</b>	<b>.00</b>
<b>PERCENT EXPENDED:</b>				<b>40.4</b>	<b>PERCENT EXPENDED AND ENCUMBERED: 40.4</b>					
<b>910 Employee Benefits</b>										
<b>919 Public Employee Assistance</b>										
2021	151	919	7500	310.00	310.00	.00	310.00	.00	310.00	.00
<b>DIVISION TOTALS:</b>				<b>310.00</b>	<b>310.00</b>	<b>.00</b>	<b>310.00</b>	<b>.00</b>	<b>310.00</b>	<b>.00</b>
<b>DEPARTMENT TOTALS:</b>				<b>310.00</b>	<b>310.00</b>	<b>.00</b>	<b>310.00</b>	<b>.00</b>	<b>310.00</b>	<b>.00</b>
<b>PERCENT EXPENDED:</b>				<b>.0</b>	<b>PERCENT EXPENDED AND ENCUMBERED: .0</b>					

151 921  
 RUN DATE: 12/14/2020  
 RUN TIME: 13.06.50

CITY OF CINCINNATI - DEPARTMENT OF FINANCE  
 DIVISION OF ACCOUNTS AND AUDITS  
 STATEMENT OF BALANCES  
 APPROPRIATED FUNDS  
 AS OF 11 / 30 / 2020

PGM ID: CFSFA104  
 PAGE: 49

FY	FND	AGY	OBJT	ORIGINAL AUTHORIZATION	ADJUSTED AUTHORIZATION	EXPENDITURES AMOUNT	UNEXPENDED BALANCE	ENCUMBRANCE AMOUNT	UNENCUMBERED BALANCE	PRE-ENCUMBERED AMOUNT
<b>920 Employee Benefits (Cont)</b>										
<b>921 Workers' Comp Insurance</b>										
2021	151	921	7500	5,001.00	5,001.00	4,110.76	890.24	.00	890.24	.00
<b>DIVISION TOTALS:</b>				<b>5,001.00</b>	<b>5,001.00</b>	<b>4,110.76</b>	<b>890.24</b>	<b>.00</b>	<b>890.24</b>	<b>.00</b>
<b>DEPARTMENT TOTALS:</b>				<b>5,001.00</b>	<b>5,001.00</b>	<b>4,110.76</b>	<b>890.24</b>	<b>.00</b>	<b>890.24</b>	<b>.00</b>
<b>PERCENT EXPENDED: 82.2</b>				<b>PERCENT EXPENDED AND ENCUMBERED: 82.2</b>						
<b>301 Street Const Maintenance &amp; Rep FUND</b>										
<b>200 Department Of Parks</b>										
<b>202 Parks, Operations &amp; Facility Mgmt</b>										
2021	301	202	7100	224,260.00	224,260.00	48,884.12	175,375.88	.00	175,375.88	.00
2021	301	202	7200	23,430.00	23,430.00	10,050.00	13,380.00	9,675.00	3,705.00	.00
2021	301	202	7300	94,140.00	94,140.00	20,354.80	73,785.20	15,364.40	58,420.80	.00
2021	301	202	7400	1,010.00	1,010.00	.00	1,010.00	.00	1,010.00	.00
2021	301	202	7500	52,400.00	52,400.00	8,119.24	44,280.76	.00	44,280.76	.00
<b>DIVISION TOTALS:</b>				<b>395,240.00</b>	<b>395,240.00</b>	<b>87,408.16</b>	<b>307,831.84</b>	<b>25,039.40</b>	<b>282,792.44</b>	<b>.00</b>
<b>DEPARTMENT TOTALS:</b>				<b>395,240.00</b>	<b>395,240.00</b>	<b>87,408.16</b>	<b>307,831.84</b>	<b>25,039.40</b>	<b>282,792.44</b>	<b>.00</b>
<b>PERCENT EXPENDED: 22.1</b>				<b>PERCENT EXPENDED AND ENCUMBERED: 28.5</b>						
<b>230 Dept Of Transportation &amp; Engin</b>										
<b>238 Division of Traffic Services</b>										
2021	301	238	7100	41,770.00	41,770.00	16,210.90	25,559.10	.00	25,559.10	.00
2021	301	238	7200	42,030.00	298,030.00	158,286.85	139,743.15	77,283.12	62,460.03	.00
2021	301	238	7300	814,950.00	458,950.00	151,921.73	307,028.27	38,608.71	268,419.56	.00
2021	301	238	7400	10,180.00	110,180.00	51,234.53	58,945.47	52,565.47	6,380.00	.00
2021	301	238	7500	15,220.00	15,220.00	6,215.57	9,004.43	.00	9,004.43	.00
<b>DIVISION TOTALS:</b>				<b>924,150.00</b>	<b>924,150.00</b>	<b>383,869.58</b>	<b>540,280.42</b>	<b>168,457.30</b>	<b>371,823.12</b>	<b>.00</b>
<b>239 Division Of Traffic Engineer</b>										
2021	301	239	7200	479,760.00	479,760.00	86,178.76	393,581.24	393,581.24	.00	.00
<b>DIVISION TOTALS:</b>				<b>479,760.00</b>	<b>479,760.00</b>	<b>86,178.76</b>	<b>393,581.24</b>	<b>393,581.24</b>	<b>.00</b>	<b>.00</b>
<b>DEPARTMENT TOTALS:</b>				<b>1,403,910.00</b>	<b>1,403,910.00</b>	<b>470,048.34</b>	<b>933,861.66</b>	<b>562,038.54</b>	<b>371,823.12</b>	<b>.00</b>
<b>PERCENT EXPENDED: 33.5</b>				<b>PERCENT EXPENDED AND ENCUMBERED: 73.5</b>						
<b>250 Dept Of Public Services</b>										
<b>252 Traffic And Road Operations</b>										
2021	301	252	7100	3,753,770.00	3,758,591.00	1,244,833.99	2,513,757.01	.00	2,513,757.01	.00
2021	301	252	7200	1,677,950.00	1,677,950.00	521,678.87	1,156,271.13	204,911.22	951,359.91	.00
2021	301	252	7300	2,471,930.00	2,471,930.00	310,446.99	2,161,483.01	154,098.74	2,007,384.27	.00
2021	301	252	7400	97,560.00	97,560.00	21,017.72	76,542.28	4,457.81	72,084.47	.00
2021	301	252	7500	1,603,760.00	1,603,760.00	643,104.30	960,655.70	.00	960,655.70	.00
<b>DIVISION TOTALS:</b>				<b>9,604,970.00</b>	<b>9,609,791.00</b>	<b>2,741,081.87</b>	<b>6,868,709.13</b>	<b>363,467.77</b>	<b>6,505,241.36</b>	<b>.00</b>

301 253  
 RUN DATE: 12/14/2020  
 RUN TIME: 13.06.50

CITY OF CINCINNATI - DEPARTMENT OF FINANCE  
 DIVISION OF ACCOUNTS AND AUDITS  
 STATEMENT OF BALANCES  
 APPROPRIATED FUNDS  
 AS OF 11 / 30 / 2020

PGM ID: CFSFA104  
 PAGE: 50

FY	FND	AGY	OBJT	ORIGINAL AUTHORIZATION	ADJUSTED AUTHORIZATION	EXPENDITURES AMOUNT	UNEXPENDED BALANCE	ENCUMBRANCE AMOUNT	UNENCUMBERED BALANCE	PRE-ENCUMBERED AMOUNT
<b>253 Div Of Neighborhood Operations</b>										
2021	301	253	7100	2,213,090.00	2,213,090.00	684,841.07	1,528,248.93	.00	1,528,248.93	.00
2021	301	253	7200	552,360.00	552,360.00	263,020.74	289,339.26	165,652.05	123,687.21	.00
2021	301	253	7300	151,210.00	148,210.00	30,364.84	117,845.16	7,047.35	110,797.81	.00
2021	301	253	7400	37,650.00	40,650.00	2,406.11	38,243.89	35,266.39	2,977.50	.00
2021	301	253	7500	930,970.00	930,970.00	325,314.58	605,655.42	.00	605,655.42	.00
<b>DIVISION TOTALS:</b>				<b>3,885,280.00</b>	<b>3,885,280.00</b>	<b>1,305,947.34</b>	<b>2,579,332.66</b>	<b>207,965.79</b>	<b>2,371,366.87</b>	<b>.00</b>
<b>DEPARTMENT TOTALS:</b>				<b>13,490,250.00</b>	<b>13,495,071.00</b>	<b>4,047,029.21</b>	<b>9,448,041.79</b>	<b>571,433.56</b>	<b>8,876,608.23</b>	<b>.00</b>
<b>PERCENT EXPENDED:</b>				<b>30.0</b>	<b>PERCENT EXPENDED AND ENCUMBERED:</b>					
								<b>34.2</b>		
<b>910 Employee Benefits</b>										
<b>919 Public Employee Assistance</b>										
2021	301	919	7500	7,810.00	7,810.00	.00	7,810.00	.00	7,810.00	.00
<b>DIVISION TOTALS:</b>				<b>7,810.00</b>	<b>7,810.00</b>	<b>.00</b>	<b>7,810.00</b>	<b>.00</b>	<b>7,810.00</b>	<b>.00</b>
<b>DEPARTMENT TOTALS:</b>				<b>7,810.00</b>	<b>7,810.00</b>	<b>.00</b>	<b>7,810.00</b>	<b>.00</b>	<b>7,810.00</b>	<b>.00</b>
<b>PERCENT EXPENDED:</b>				<b>.0</b>	<b>PERCENT EXPENDED AND ENCUMBERED:</b>					
								<b>.0</b>		
<b>920 Employee Benefits (Cont)</b>										
<b>921 Workers' Comp Insurance</b>										
2021	301	921	7500	104,480.00	104,480.00	95,492.56	8,987.44	.00	8,987.44	.00
<b>DIVISION TOTALS:</b>				<b>104,480.00</b>	<b>104,480.00</b>	<b>95,492.56</b>	<b>8,987.44</b>	<b>.00</b>	<b>8,987.44</b>	<b>.00</b>
<b>DEPARTMENT TOTALS:</b>				<b>104,480.00</b>	<b>104,480.00</b>	<b>95,492.56</b>	<b>8,987.44</b>	<b>.00</b>	<b>8,987.44</b>	<b>.00</b>
<b>PERCENT EXPENDED:</b>				<b>91.4</b>	<b>PERCENT EXPENDED AND ENCUMBERED:</b>					
								<b>91.4</b>		
<b>302 Income Tax Infrastructure FUND</b>										
<b>090 Enterprise Technology Solution</b>										
<b>092 ETS-CAGIS</b>										
2021	302	092	7200	882,050.00	882,050.00	442,140.00	439,910.00	.00	439,910.00	.00
2021	302	092	7400	2,230.00	2,230.00	.00	2,230.00	.00	2,230.00	.00
<b>DIVISION TOTALS:</b>				<b>884,280.00</b>	<b>884,280.00</b>	<b>442,140.00</b>	<b>442,140.00</b>	<b>.00</b>	<b>442,140.00</b>	<b>.00</b>
<b>DEPARTMENT TOTALS:</b>				<b>884,280.00</b>	<b>884,280.00</b>	<b>442,140.00</b>	<b>442,140.00</b>	<b>.00</b>	<b>442,140.00</b>	<b>.00</b>
<b>PERCENT EXPENDED:</b>				<b>50.0</b>	<b>PERCENT EXPENDED AND ENCUMBERED:</b>					
								<b>50.0</b>		
<b>100 Office Of The City Manager</b>										
<b>102 Office Of Budget &amp; Evaluation</b>										
2021	302	102	7100	110,660.00	110,660.00	.00	110,660.00	.00	110,660.00	.00
2021	302	102	7200	900.00	900.00	127.50	772.50	.00	772.50	.00
2021	302	102	7300	120.00	120.00	.00	120.00	.00	120.00	.00
2021	302	102	7400	480.00	480.00	42.69	437.31	257.31	180.00	.00
2021	302	102	7500	34,650.00	34,650.00	.00	34,650.00	.00	34,650.00	.00
<b>DIVISION TOTALS:</b>				<b>146,810.00</b>	<b>146,810.00</b>	<b>170.19</b>	<b>146,639.81</b>	<b>257.31</b>	<b>146,382.50</b>	<b>.00</b>
<b>DEPARTMENT TOTALS:</b>				<b>146,810.00</b>	<b>146,810.00</b>	<b>170.19</b>	<b>146,639.81</b>	<b>257.31</b>	<b>146,382.50</b>	<b>.00</b>
<b>PERCENT EXPENDED:</b>				<b>.1</b>	<b>PERCENT EXPENDED AND ENCUMBERED:</b>					
								<b>.3</b>		

302 111  
 RUN DATE: 12/14/2020  
 RUN TIME: 13.06.50

CITY OF CINCINNATI - DEPARTMENT OF FINANCE  
 DIVISION OF ACCOUNTS AND AUDITS  
 STATEMENT OF BALANCES  
 APPROPRIATED FUNDS  
 AS OF 11 / 30 / 2020

PGM ID: CFSFA104  
 PAGE: 51

FY	FND	AGY	OBJT	ORIGINAL AUTHORIZATION	ADJUSTED AUTHORIZATION	EXPENDITURES AMOUNT	UNEXPENDED BALANCE	ENCUMBRANCE AMOUNT	UNENCUMBERED BALANCE	PRE-ENCUMBERED AMOUNT
<b>110 Department Of Law</b>										
<b>111 Civil</b>										
2021	302	111	7100	139,460.00	146,123.00	62,521.41	83,601.59	.00	83,601.59	.00
2021	302	111	7200	2,090.00	2,090.00	2,089.83	.17	.00	.17	.00
2021	302	111	7300	400.00	400.00	242.74	157.26	.00	157.26	.00
2021	302	111	7400	960.00	960.00	83.56	876.44	.00	876.44	.00
2021	302	111	7500	42,110.00	42,110.00	23,419.12	18,690.88	.00	18,690.88	.00
<b>DIVISION TOTALS:</b>				<b>185,020.00</b>	<b>191,683.00</b>	<b>88,356.66</b>	<b>103,326.34</b>	<b>.00</b>	<b>103,326.34</b>	<b>.00</b>
<b>113 Real Estate</b>										
2021	302	113	7100	.00	.00	-8,310.41	8,310.41	.00	8,310.41	.00
2021	302	113	7200	1,950.00	1,950.00	147.50	1,802.50	.00	1,802.50	.00
2021	302	113	7300	400.00	400.00	.00	400.00	.00	400.00	.00
2021	302	113	7400	950.00	950.00	.00	950.00	.00	950.00	.00
2021	302	113	7500	.00	.00	-736.55	736.55	.00	736.55	.00
<b>DIVISION TOTALS:</b>				<b>3,300.00</b>	<b>3,300.00</b>	<b>-8,899.46</b>	<b>12,199.46</b>	<b>.00</b>	<b>12,199.46</b>	<b>.00</b>
<b>DEPARTMENT TOTALS:</b>				<b>188,320.00</b>	<b>194,983.00</b>	<b>79,457.20</b>	<b>115,525.80</b>	<b>.00</b>	<b>115,525.80</b>	<b>.00</b>
<b>PERCENT EXPENDED: 40.8</b>				<b>PERCENT EXPENDED AND ENCUMBERED: 40.8</b>						
<b>120 Department Of Human Resources</b>										
<b>121 Department Of Human Resources</b>										
2021	302	121	7100	321,910.00	326,452.00	87,354.82	239,097.18	.00	239,097.18	.00
2021	302	121	7500	129,600.00	129,600.00	37,058.20	92,541.80	.00	92,541.80	.00
<b>DIVISION TOTALS:</b>				<b>451,510.00</b>	<b>456,052.00</b>	<b>124,413.02</b>	<b>331,638.98</b>	<b>.00</b>	<b>331,638.98</b>	<b>.00</b>
<b>DEPARTMENT TOTALS:</b>				<b>451,510.00</b>	<b>456,052.00</b>	<b>124,413.02</b>	<b>331,638.98</b>	<b>.00</b>	<b>331,638.98</b>	<b>.00</b>
<b>PERCENT EXPENDED: 27.3</b>				<b>PERCENT EXPENDED AND ENCUMBERED: 27.3</b>						
<b>130 Department Of Finance</b>										
<b>133 Finance, Accounts &amp; Audits</b>										
2021	302	133	7100	159,020.00	159,020.00	60,264.51	98,755.49	.00	98,755.49	.00
2021	302	133	7200	1,480.00	1,480.00	405.00	1,075.00	.00	1,075.00	.00
2021	302	133	7500	56,030.00	56,030.00	23,120.14	32,909.86	.00	32,909.86	.00
<b>DIVISION TOTALS:</b>				<b>216,530.00</b>	<b>216,530.00</b>	<b>83,789.65</b>	<b>132,740.35</b>	<b>.00</b>	<b>132,740.35</b>	<b>.00</b>
<b>137 Finance, Purchasing</b>										
2021	302	137	7100	121,010.00	121,010.00	4,407.39	116,602.61	.00	116,602.61	.00
2021	302	137	7500	58,900.00	58,900.00	2,617.22	56,282.78	.00	56,282.78	.00
<b>DIVISION TOTALS:</b>				<b>179,910.00</b>	<b>179,910.00</b>	<b>7,024.61</b>	<b>172,885.39</b>	<b>.00</b>	<b>172,885.39</b>	<b>.00</b>
<b>DEPARTMENT TOTALS:</b>				<b>396,440.00</b>	<b>396,440.00</b>	<b>90,814.26</b>	<b>305,625.74</b>	<b>.00</b>	<b>305,625.74</b>	<b>.00</b>
<b>PERCENT EXPENDED: 22.9</b>				<b>PERCENT EXPENDED AND ENCUMBERED: 22.9</b>						
<b>190 Dept Of Public Recreation</b>										
<b>194 Recreation Maintenance</b>										
2021	302	194	7100	561,950.00	561,950.00	100,099.79	461,850.21	.00	461,850.21	.00
2021	302	194	7200	7,010.00	6,510.00	683.52	5,826.48	4,525.52	1,300.96	.00
2021	302	194	7300	17,580.00	18,080.00	3,432.42	14,647.58	14,172.81	474.77	.00
2021	302	194	7500	246,100.00	246,100.00	51,345.27	194,754.73	.00	194,754.73	.00
<b>DIVISION TOTALS:</b>				<b>832,640.00</b>	<b>832,640.00</b>	<b>155,561.00</b>	<b>677,079.00</b>	<b>18,698.33</b>	<b>658,380.67</b>	<b>.00</b>
<b>DEPARTMENT TOTALS:</b>				<b>832,640.00</b>	<b>832,640.00</b>	<b>155,561.00</b>	<b>677,079.00</b>	<b>18,698.33</b>	<b>658,380.67</b>	<b>.00</b>
<b>PERCENT EXPENDED: 18.7</b>				<b>PERCENT EXPENDED AND ENCUMBERED: 20.9</b>						

302 202  
 RUN DATE: 12/14/2020  
 RUN TIME: 13.06.50

CITY OF CINCINNATI - DEPARTMENT OF FINANCE  
 DIVISION OF ACCOUNTS AND AUDITS  
 STATEMENT OF BALANCES  
 APPROPRIATED FUNDS  
 AS OF 11 / 30 / 2020

PGM ID: CFSFA104  
 PAGE: 52

FY	FND	AGY	OBJT	ORIGINAL AUTHORIZATION	ADJUSTED AUTHORIZATION	EXPENDITURES AMOUNT	UNEXPENDED BALANCE	ENCUMBRANCE AMOUNT	UNENCUMBERED BALANCE	PRE-ENCUMBERED AMOUNT
<b>200 Department Of Parks</b>										
<b>202 Parks, Operations &amp; Facility Mgmt</b>										
2021	302	202	7100	1,091,720.00	1,091,720.00	471,321.82	620,398.18	.00	620,398.18	.00
2021	302	202	7300	6,520.00	6,520.00	.00	6,520.00	.00	6,520.00	.00
2021	302	202	7400	5,010.00	5,010.00	.00	5,010.00	.00	5,010.00	.00
2021	302	202	7500	436,040.00	436,040.00	205,556.47	230,483.53	.00	230,483.53	.00
<b>DIVISION TOTALS:</b>				<b>1,539,290.00</b>	<b>1,539,290.00</b>	<b>676,878.29</b>	<b>862,411.71</b>	<b>.00</b>	<b>862,411.71</b>	<b>.00</b>
<b>203 Parks, Adm &amp; Program Services</b>										
2021	302	203	7100	47,060.00	47,060.00	18,352.60	28,707.40	.00	28,707.40	.00
2021	302	203	7500	16,230.00	16,230.00	6,474.56	9,755.44	.00	9,755.44	.00
<b>DIVISION TOTALS:</b>				<b>63,290.00</b>	<b>63,290.00</b>	<b>24,827.16</b>	<b>38,462.84</b>	<b>.00</b>	<b>38,462.84</b>	<b>.00</b>
<b>DEPARTMENT TOTALS:</b>				<b>1,602,580.00</b>	<b>1,602,580.00</b>	<b>701,705.45</b>	<b>900,874.55</b>	<b>.00</b>	<b>900,874.55</b>	<b>.00</b>
<b>PERCENT EXPENDED:</b>				<b>43.8</b>	<b>PERCENT EXPENDED AND ENCUMBERED: 43.8</b>					
<b>210 Dept Of Bldgs &amp; Inspections</b>										
<b>211 Bldg &amp; Inspections, Director</b>										
2021	302	211	7100	32,920.00	32,920.00	8,706.27	24,213.73	.00	24,213.73	.00
2021	302	211	7500	13,860.00	13,860.00	3,120.14	10,739.86	.00	10,739.86	.00
<b>DIVISION TOTALS:</b>				<b>46,780.00</b>	<b>46,780.00</b>	<b>11,826.41</b>	<b>34,953.59</b>	<b>.00</b>	<b>34,953.59</b>	<b>.00</b>
<b>DEPARTMENT TOTALS:</b>				<b>46,780.00</b>	<b>46,780.00</b>	<b>11,826.41</b>	<b>34,953.59</b>	<b>.00</b>	<b>34,953.59</b>	<b>.00</b>
<b>PERCENT EXPENDED:</b>				<b>25.3</b>	<b>PERCENT EXPENDED AND ENCUMBERED: 25.3</b>					
<b>230 Dept Of Transportation &amp; Engin</b>										
<b>231 Trans &amp; Eng, Director</b>										
2021	302	231	7100	1,011,330.00	1,013,975.00	329,434.54	684,540.46	.00	684,540.46	.00
2021	302	231	7200	3,280.00	3,280.00	2,415.00	865.00	.00	865.00	.00
2021	302	231	7300	8,070.00	8,070.00	2,534.47	5,535.53	.00	5,535.53	.00
2021	302	231	7400	11,870.00	11,870.00	.00	11,870.00	.00	11,870.00	.00
2021	302	231	7500	393,760.00	393,760.00	174,928.10	218,831.90	.00	218,831.90	.00
<b>DIVISION TOTALS:</b>				<b>1,428,310.00</b>	<b>1,430,955.00</b>	<b>509,312.11</b>	<b>921,642.89</b>	<b>.00</b>	<b>921,642.89</b>	<b>.00</b>
<b>232 Div Of Transportation Planning</b>										
2021	302	232	7100	1,057,100.00	1,064,212.00	414,447.69	649,764.31	.00	649,764.31	.00
2021	302	232	7200	46,500.00	46,500.00	1,509.50	44,990.50	.00	44,990.50	.00
2021	302	232	7300	9,570.00	9,570.00	360.00	9,210.00	960.00	8,250.00	.00
2021	302	232	7400	100.00	100.00	.00	100.00	.00	100.00	.00
2021	302	232	7500	351,530.00	351,530.00	188,118.78	163,411.22	.00	163,411.22	.00
<b>DIVISION TOTALS:</b>				<b>1,464,800.00</b>	<b>1,471,912.00</b>	<b>604,435.97</b>	<b>867,476.03</b>	<b>960.00</b>	<b>866,516.03</b>	<b>.00</b>
<b>233 Division Of Engineering</b>										
2021	302	233	7100	953,340.00	923,115.00	169,953.69	753,161.31	.00	753,161.31	.00
2021	302	233	7200	167,680.00	167,680.00	80,801.34	86,878.66	12,995.97	73,882.69	.00
2021	302	233	7300	77,570.00	77,570.00	18,160.62	59,409.38	3,732.02	55,677.36	.00
2021	302	233	7400	440.00	440.00	.00	440.00	.00	440.00	.00
2021	302	233	7500	54,070.00	104,070.00	78,204.31	25,865.69	.00	25,865.69	.00
<b>DIVISION TOTALS:</b>				<b>1,253,100.00</b>	<b>1,272,875.00</b>	<b>347,119.96</b>	<b>925,755.04</b>	<b>16,727.99</b>	<b>909,027.05</b>	<b>.00</b>

302 238  
 RUN DATE: 12/14/2020  
 RUN TIME: 13.06.50

CITY OF CINCINNATI - DEPARTMENT OF FINANCE  
 DIVISION OF ACCOUNTS AND AUDITS  
 STATEMENT OF BALANCES  
 APPROPRIATED FUNDS  
 AS OF 11 / 30 / 2020

PGM ID: CFSFA104  
 PAGE: 53

FY	FND	AGY	OBJT	ORIGINAL AUTHORIZATION	ADJUSTED AUTHORIZATION	EXPENDITURES AMOUNT	UNEXPENDED BALANCE	ENCUMBRANCE AMOUNT	UNENCUMBERED BALANCE	PRE-ENCUMBERED AMOUNT
<b>238 Division of Traffic Services</b>										
2021	302	238	7100	1,783,700.00	1,789,149.00	756,928.42	1,032,220.58	.00	1,032,220.58	.00
2021	302	238	7200	12,730.00	42,730.00	14,433.74	28,296.26	2,454.75	25,841.51	.00
2021	302	238	7300	114,950.00	84,950.00	-15,578.69	100,528.69	.00	100,528.69	.00
2021	302	238	7400	1,150.00	1,150.00	.00	1,150.00	.00	1,150.00	.00
2021	302	238	7500	670,980.00	670,980.00	278,706.83	392,273.17	.00	392,273.17	.00
<b>DIVISION TOTALS:</b>				<b>2,583,510.00</b>	<b>2,588,959.00</b>	<b>1,034,490.30</b>	<b>1,554,468.70</b>	<b>2,454.75</b>	<b>1,552,013.95</b>	<b>.00</b>
<b>239 Division Of Traffic Engineer</b>										
2021	302	239	7100	1,215,590.00	1,224,701.00	600,145.97	624,555.03	.00	624,555.03	.00
2021	302	239	7200	321,407.00	321,407.00	30,779.68	290,627.32	.00	290,627.32	.00
2021	302	239	7300	7,223.00	7,223.00	5,111.53	2,111.47	1,210.01	901.46	.00
2021	302	239	7400	10,700.00	10,700.00	643.88	10,056.12	2,656.12	7,400.00	.00
2021	302	239	7500	326,240.00	326,240.00	262,800.37	63,439.63	.00	63,439.63	.00
<b>DIVISION TOTALS:</b>				<b>1,881,160.00</b>	<b>1,890,271.00</b>	<b>899,481.43</b>	<b>990,789.57</b>	<b>3,866.13</b>	<b>986,923.44</b>	<b>.00</b>
<b>DEPARTMENT TOTALS:</b>				<b>8,610,880.00</b>	<b>8,654,972.00</b>	<b>3,394,839.77</b>	<b>5,260,132.23</b>	<b>24,008.87</b>	<b>5,236,123.36</b>	<b>.00</b>
<b>PERCENT EXPENDED:</b>				<b>39.2</b>	<b>PERCENT EXPENDED AND ENCUMBERED:</b>					
								<b>39.5</b>		
<b>250 Dept Of Public Services</b>										
<b>251 Office Of The Director</b>										
2021	302	251	7100	98,800.00	98,800.00	35,853.89	62,946.11	.00	62,946.11	.00
2021	302	251	7200	35,480.00	35,480.00	2,170.79	33,309.21	1,270.74	32,038.47	.00
2021	302	251	7300	11,680.00	11,680.00	457.30	11,222.70	70.10	11,152.60	.00
2021	302	251	7400	3,550.00	3,550.00	978.90	2,571.10	2,366.10	205.00	.00
2021	302	251	7500	38,300.00	38,300.00	15,670.21	22,629.79	.00	22,629.79	.00
<b>DIVISION TOTALS:</b>				<b>187,810.00</b>	<b>187,810.00</b>	<b>55,131.09</b>	<b>132,678.91</b>	<b>3,706.94</b>	<b>128,971.97</b>	<b>.00</b>
<b>252 Traffic And Road Operations</b>										
2021	302	252	7100	246,550.00	246,550.00	93,109.49	153,440.51	.00	153,440.51	.00
2021	302	252	7200	270,670.00	270,670.00	86,234.28	184,435.72	11,006.34	173,429.38	.00
2021	302	252	7300	113,590.00	113,590.00	15,484.42	98,105.58	961.67	97,143.91	.00
2021	302	252	7400	7,550.00	7,550.00	3,572.06	3,977.94	.00	3,977.94	.00
2021	302	252	7500	106,980.00	106,980.00	41,471.25	65,508.75	.00	65,508.75	.00
<b>DIVISION TOTALS:</b>				<b>745,340.00</b>	<b>745,340.00</b>	<b>239,871.50</b>	<b>505,468.50</b>	<b>11,968.01</b>	<b>493,500.49</b>	<b>.00</b>
<b>255 Div Of City Facility Mgmt</b>										
2021	302	255	7100	1,357,250.00	1,364,419.00	598,499.63	765,919.37	.00	765,919.37	.00
2021	302	255	7200	852,590.00	848,590.00	272,746.41	575,843.59	396,783.85	179,059.74	.00
2021	302	255	7300	242,280.00	242,280.00	125,999.03	116,280.97	34,637.80	81,643.17	.00
2021	302	255	7400	59,600.00	63,600.00	51,993.54	11,606.46	9,205.36	2,401.10	.00
2021	302	255	7500	690,410.00	690,410.00	268,158.00	422,252.00	.00	422,252.00	.00
<b>DIVISION TOTALS:</b>				<b>3,202,130.00</b>	<b>3,209,299.00</b>	<b>1,317,396.61</b>	<b>1,891,902.39</b>	<b>440,627.01</b>	<b>1,451,275.38</b>	<b>.00</b>
<b>DEPARTMENT TOTALS:</b>				<b>4,135,280.00</b>	<b>4,142,449.00</b>	<b>1,612,399.20</b>	<b>2,530,049.80</b>	<b>456,301.96</b>	<b>2,073,747.84</b>	<b>.00</b>
<b>PERCENT EXPENDED:</b>				<b>38.9</b>	<b>PERCENT EXPENDED AND ENCUMBERED:</b>					
								<b>49.9</b>		
<b>280</b>										
<b>281 Economic Inclusion</b>										
2021	302	281	7100	246,280.00	246,280.00	47,274.92	199,005.08	.00	199,005.08	.00
2021	302	281	7500	77,710.00	77,710.00	17,455.24	60,254.76	.00	60,254.76	.00
<b>DIVISION TOTALS:</b>				<b>323,990.00</b>	<b>323,990.00</b>	<b>64,730.16</b>	<b>259,259.84</b>	<b>.00</b>	<b>259,259.84</b>	<b>.00</b>
<b>DEPARTMENT TOTALS:</b>				<b>323,990.00</b>	<b>323,990.00</b>	<b>64,730.16</b>	<b>259,259.84</b>	<b>.00</b>	<b>259,259.84</b>	<b>.00</b>
<b>PERCENT EXPENDED:</b>				<b>20.0</b>	<b>PERCENT EXPENDED AND ENCUMBERED:</b>					
								<b>20.0</b>		



302 919  
 RUN DATE: 12/14/2020  
 RUN TIME: 13.06.50

CITY OF CINCINNATI - DEPARTMENT OF FINANCE  
 DIVISION OF ACCOUNTS AND AUDITS  
 STATEMENT OF BALANCES  
 APPROPRIATED FUNDS  
 AS OF 11 / 30 / 2020

PGM ID: CFSFA104  
 PAGE: 54

FY	FND	AGY	OBJT	ORIGINAL AUTHORIZATION	ADJUSTED AUTHORIZATION	EXPENDITURES AMOUNT	UNEXPENDED BALANCE	ENCUMBRANCE AMOUNT	UNENCUMBERED BALANCE	PRE-ENCUMBERED AMOUNT
<b>910 Employee Benefits</b>										
<b>919 Public Employee Assistance</b>										
2021	302	919	7500	14,010.00	14,010.00	.00	14,010.00	.00	14,010.00	.00
<b>DIVISION TOTALS:</b>				<b>14,010.00</b>	<b>14,010.00</b>	<b>.00</b>	<b>14,010.00</b>	<b>.00</b>	<b>14,010.00</b>	<b>.00</b>
<b>DEPARTMENT TOTALS:</b>				<b>14,010.00</b>	<b>14,010.00</b>	<b>.00</b>	<b>14,010.00</b>	<b>.00</b>	<b>14,010.00</b>	<b>.00</b>
<b>PERCENT EXPENDED:</b>				<b>.0</b>	<b>PERCENT EXPENDED AND ENCUMBERED:</b>					
								<b>.0</b>		
<b>920 Employee Benefits (Cont)</b>										
<b>921 Workers' Comp Insurance</b>										
2021	302	921	7500	190,470.00	190,470.00	183,230.41	7,239.59	.00	7,239.59	.00
<b>DIVISION TOTALS:</b>				<b>190,470.00</b>	<b>190,470.00</b>	<b>183,230.41</b>	<b>7,239.59</b>	<b>.00</b>	<b>7,239.59</b>	<b>.00</b>
<b>924 Lump Sum Payment</b>										
2021	302	924	7100	600,010.00	600,010.00	141,840.76	458,169.24	.00	458,169.24	.00
<b>DIVISION TOTALS:</b>				<b>600,010.00</b>	<b>600,010.00</b>	<b>141,840.76</b>	<b>458,169.24</b>	<b>.00</b>	<b>458,169.24</b>	<b>.00</b>
<b>DEPARTMENT TOTALS:</b>				<b>790,480.00</b>	<b>790,480.00</b>	<b>325,071.17</b>	<b>465,408.83</b>	<b>.00</b>	<b>465,408.83</b>	<b>.00</b>
<b>PERCENT EXPENDED:</b>				<b>41.1</b>	<b>PERCENT EXPENDED AND ENCUMBERED:</b>					
								<b>41.1</b>		
<b>940 Govt'Al &amp; Prof'Al Services</b>										
<b>944 General Fund Overhead</b>										
2021	302	944	7200	1,236,020.00	1,236,020.00	1,007,684.87	228,335.13	.00	228,335.13	.00
<b>DIVISION TOTALS:</b>				<b>1,236,020.00</b>	<b>1,236,020.00</b>	<b>1,007,684.87</b>	<b>228,335.13</b>	<b>.00</b>	<b>228,335.13</b>	<b>.00</b>
<b>DEPARTMENT TOTALS:</b>				<b>1,236,020.00</b>	<b>1,236,020.00</b>	<b>1,007,684.87</b>	<b>228,335.13</b>	<b>.00</b>	<b>228,335.13</b>	<b>.00</b>
<b>PERCENT EXPENDED:</b>				<b>81.5</b>	<b>PERCENT EXPENDED AND ENCUMBERED:</b>					
								<b>81.5</b>		
<b>303 Parking Meter FUND</b>										
<b>130 Department Of Finance</b>										
<b>134 Finance, Treasury</b>										
2021	303	134	7100	18,500.00	18,500.00	.00	18,500.00	.00	18,500.00	.00
2021	303	134	7200	18,950.00	18,950.00	.00	18,950.00	.00	18,950.00	.00
2021	303	134	7500	8,880.00	8,880.00	.00	8,880.00	.00	8,880.00	.00
<b>DIVISION TOTALS:</b>				<b>46,330.00</b>	<b>46,330.00</b>	<b>.00</b>	<b>46,330.00</b>	<b>.00</b>	<b>46,330.00</b>	<b>.00</b>
<b>DEPARTMENT TOTALS:</b>				<b>46,330.00</b>	<b>46,330.00</b>	<b>.00</b>	<b>46,330.00</b>	<b>.00</b>	<b>46,330.00</b>	<b>.00</b>
<b>PERCENT EXPENDED:</b>				<b>.0</b>	<b>PERCENT EXPENDED AND ENCUMBERED:</b>					
								<b>.0</b>		
<b>240 Dept. Of Enterprise Services</b>										
<b>248 Div Of Parking Facilities</b>										
2021	303	248	7100	1,504,850.00	1,504,850.00	594,260.87	910,589.13	.00	910,589.13	.00
2021	303	248	7200	1,881,270.00	1,881,270.00	436,066.65	1,445,203.35	406,882.34	1,038,321.01	.00
2021	303	248	7300	118,880.00	118,880.00	12,194.19	106,685.81	36,732.54	69,953.27	.00
2021	303	248	7400	61,460.00	61,460.00	1,384.39	60,075.61	410.61	59,665.00	.00
2021	303	248	7500	574,040.00	574,040.00	264,533.97	309,506.03	.00	309,506.03	.00
<b>DIVISION TOTALS:</b>				<b>4,140,500.00</b>	<b>4,140,500.00</b>	<b>1,308,440.07</b>	<b>2,832,059.93</b>	<b>444,025.49</b>	<b>2,388,034.44</b>	<b>.00</b>
<b>DEPARTMENT TOTALS:</b>				<b>4,140,500.00</b>	<b>4,140,500.00</b>	<b>1,308,440.07</b>	<b>2,832,059.93</b>	<b>444,025.49</b>	<b>2,388,034.44</b>	<b>.00</b>
<b>PERCENT EXPENDED:</b>				<b>31.6</b>	<b>PERCENT EXPENDED AND ENCUMBERED:</b>					
								<b>42.3</b>		

303 919  
 RUN DATE: 12/14/2020  
 RUN TIME: 13.06.50

CITY OF CINCINNATI - DEPARTMENT OF FINANCE  
 DIVISION OF ACCOUNTS AND AUDITS  
 STATEMENT OF BALANCES  
 APPROPRIATED FUNDS  
 AS OF 11 / 30 / 2020

PGM ID: CFSFA104  
 PAGE: 55

FY	FND	AGY	OBJT	ORIGINAL AUTHORIZATION	ADJUSTED AUTHORIZATION	EXPENDITURES AMOUNT	UNEXPENDED BALANCE	ENCUMBRANCE AMOUNT	UNENCUMBERED BALANCE	PRE-ENCUMBERED AMOUNT
<b>910 Employee Benefits</b>										
<b>919 Public Employee Assistance</b>										
2021	303	919	7500	2,310.00	2,310.00	.00	2,310.00	.00	2,310.00	.00
<b>DIVISION TOTALS:</b>				<b>2,310.00</b>	<b>2,310.00</b>	<b>.00</b>	<b>2,310.00</b>	<b>.00</b>	<b>2,310.00</b>	<b>.00</b>
<b>DEPARTMENT TOTALS:</b>				<b>2,310.00</b>	<b>2,310.00</b>	<b>.00</b>	<b>2,310.00</b>	<b>.00</b>	<b>2,310.00</b>	<b>.00</b>
<b>PERCENT EXPENDED:</b>				<b>.0</b>	<b>PERCENT EXPENDED AND ENCUMBERED:</b>					
								<b>.0</b>		
<b>920 Employee Benefits (Cont)</b>										
<b>921 Workers' Comp Insurance</b>										
2021	303	921	7500	27,640.00	27,640.00	22,056.69	5,583.31	.00	5,583.31	.00
<b>DIVISION TOTALS:</b>				<b>27,640.00</b>	<b>27,640.00</b>	<b>22,056.69</b>	<b>5,583.31</b>	<b>.00</b>	<b>5,583.31</b>	<b>.00</b>
<b>DEPARTMENT TOTALS:</b>				<b>27,640.00</b>	<b>27,640.00</b>	<b>22,056.69</b>	<b>5,583.31</b>	<b>.00</b>	<b>5,583.31</b>	<b>.00</b>
<b>PERCENT EXPENDED:</b>				<b>79.8</b>	<b>PERCENT EXPENDED AND ENCUMBERED:</b>					
								<b>79.8</b>		
<b>940 Govt'Al &amp; Prof'Al Services</b>										
<b>944 General Fund Overhead</b>										
2021	303	944	7200	181,180.00	181,180.00	4,634.00	176,546.00	.00	176,546.00	.00
<b>DIVISION TOTALS:</b>				<b>181,180.00</b>	<b>181,180.00</b>	<b>4,634.00</b>	<b>176,546.00</b>	<b>.00</b>	<b>176,546.00</b>	<b>.00</b>
<b>DEPARTMENT TOTALS:</b>				<b>181,180.00</b>	<b>181,180.00</b>	<b>4,634.00</b>	<b>176,546.00</b>	<b>.00</b>	<b>176,546.00</b>	<b>.00</b>
<b>PERCENT EXPENDED:</b>				<b>2.6</b>	<b>PERCENT EXPENDED AND ENCUMBERED:</b>					
								<b>2.6</b>		
<b>306 Municipal Motor Vehicle Lic Tx FUND</b>										
<b>230 Dept Of Transportation &amp; Engin</b>										
<b>238 Division of Traffic Services</b>										
2021	306	238	7100	118,200.00	118,200.00	49,932.79	68,267.21	.00	68,267.21	.00
2021	306	238	7300	34,400.00	34,400.00	.00	34,400.00	.00	34,400.00	.00
2021	306	238	7500	49,420.00	49,420.00	20,852.86	28,567.14	.00	28,567.14	.00
<b>DIVISION TOTALS:</b>				<b>202,020.00</b>	<b>202,020.00</b>	<b>70,785.65</b>	<b>131,234.35</b>	<b>.00</b>	<b>131,234.35</b>	<b>.00</b>
<b>DEPARTMENT TOTALS:</b>				<b>202,020.00</b>	<b>202,020.00</b>	<b>70,785.65</b>	<b>131,234.35</b>	<b>.00</b>	<b>131,234.35</b>	<b>.00</b>
<b>PERCENT EXPENDED:</b>				<b>35.0</b>	<b>PERCENT EXPENDED AND ENCUMBERED:</b>					
								<b>35.0</b>		
<b>250 Dept Of Public Services</b>										
<b>252 Traffic And Road Operations</b>										
2021	306	252	7100	1,320,730.00	1,320,730.00	431,644.95	889,085.05	.00	889,085.05	.00
2021	306	252	7200	378,590.00	374,090.00	114,677.08	259,412.92	45,460.46	213,952.46	.00
2021	306	252	7300	1,002,800.00	1,002,800.00	34,994.17	967,805.83	42,678.49	925,127.34	.00
2021	306	252	7400	9,260.00	13,760.00	9,063.83	4,696.17	3,118.31	1,577.86	.00
2021	306	252	7500	605,470.00	605,470.00	210,673.45	394,796.55	.00	394,796.55	.00
<b>DIVISION TOTALS:</b>				<b>3,316,850.00</b>	<b>3,316,850.00</b>	<b>801,053.48</b>	<b>2,515,796.52</b>	<b>91,257.26</b>	<b>2,424,539.26</b>	<b>.00</b>
<b>DEPARTMENT TOTALS:</b>				<b>3,316,850.00</b>	<b>3,316,850.00</b>	<b>801,053.48</b>	<b>2,515,796.52</b>	<b>91,257.26</b>	<b>2,424,539.26</b>	<b>.00</b>
<b>PERCENT EXPENDED:</b>				<b>24.2</b>	<b>PERCENT EXPENDED AND ENCUMBERED:</b>					
								<b>26.9</b>		
<b>910 Employee Benefits</b>										
<b>919 Public Employee Assistance</b>										
2021	306	919	7500	2,010.00	2,010.00	.00	2,010.00	.00	2,010.00	.00
<b>DIVISION TOTALS:</b>				<b>2,010.00</b>	<b>2,010.00</b>	<b>.00</b>	<b>2,010.00</b>	<b>.00</b>	<b>2,010.00</b>	<b>.00</b>
<b>DEPARTMENT TOTALS:</b>				<b>2,010.00</b>	<b>2,010.00</b>	<b>.00</b>	<b>2,010.00</b>	<b>.00</b>	<b>2,010.00</b>	<b>.00</b>
<b>PERCENT EXPENDED:</b>				<b>.0</b>	<b>PERCENT EXPENDED AND ENCUMBERED:</b>					
								<b>.0</b>		

306 921  
 RUN DATE: 12/14/2020  
 RUN TIME: 13.06.50

CITY OF CINCINNATI - DEPARTMENT OF FINANCE  
 DIVISION OF ACCOUNTS AND AUDITS  
 STATEMENT OF BALANCES  
 APPROPRIATED FUNDS  
 AS OF 11 / 30 / 2020

PGM ID: CFSFA104  
 PAGE: 56

FY	FND	AGY	OBJT	ORIGINAL AUTHORIZATION	ADJUSTED AUTHORIZATION	EXPENDITURES AMOUNT	UNEXPENDED BALANCE	ENCUMBRANCE AMOUNT	UNENCUMBERED BALANCE	PRE-ENCUMBERED AMOUNT
<b>920 Employee Benefits (Cont)</b>										
<b>921 Workers' Comp Insurance</b>										
2021	306	921	7500	24,130.00	24,130.00	22,665.57	1,464.43	.00	1,464.43	.00
<b>DIVISION TOTALS:</b>				<b>24,130.00</b>	<b>24,130.00</b>	<b>22,665.57</b>	<b>1,464.43</b>	<b>.00</b>	<b>1,464.43</b>	<b>.00</b>
<b>DEPARTMENT TOTALS:</b>				<b>24,130.00</b>	<b>24,130.00</b>	<b>22,665.57</b>	<b>1,464.43</b>	<b>.00</b>	<b>1,464.43</b>	<b>.00</b>
<b>PERCENT EXPENDED:</b>				<b>93.9</b>	<b>PERCENT EXPENDED AND ENCUMBERED: 93.9</b>					
<b>940 Govt'Al &amp; Prof'Al Services</b>										
<b>944 General Fund Overhead</b>										
2021	306	944	7200	158,090.00	158,090.00	125,790.72	32,299.28	.00	32,299.28	.00
<b>DIVISION TOTALS:</b>				<b>158,090.00</b>	<b>158,090.00</b>	<b>125,790.72</b>	<b>32,299.28</b>	<b>.00</b>	<b>32,299.28</b>	<b>.00</b>
<b>DEPARTMENT TOTALS:</b>				<b>158,090.00</b>	<b>158,090.00</b>	<b>125,790.72</b>	<b>32,299.28</b>	<b>.00</b>	<b>32,299.28</b>	<b>.00</b>
<b>PERCENT EXPENDED:</b>				<b>79.6</b>	<b>PERCENT EXPENDED AND ENCUMBERED: 79.6</b>					
<b>318 Sawyer Point FUND</b>										
<b>200 Department Of Parks</b>										
<b>202 Parks, Operations &amp; Facility Mgmt</b>										
2021	318	202	7100	615,770.00	615,770.00	44,240.48	571,529.52	.00	571,529.52	.00
2021	318	202	7200	401,640.00	401,640.00	45,005.28	356,634.72	31,123.47	325,511.25	.00
2021	318	202	7300	170,870.00	170,870.00	10,074.39	160,795.61	18,188.92	142,606.69	.00
2021	318	202	7400	58,980.00	58,980.00	10,645.12	48,334.88	15,305.22	33,029.66	.00
2021	318	202	7500	228,560.00	228,560.00	15,025.72	213,534.28	.00	213,534.28	.00
<b>DIVISION TOTALS:</b>				<b>1,475,820.00</b>	<b>1,475,820.00</b>	<b>124,990.99</b>	<b>1,350,829.01</b>	<b>64,617.61</b>	<b>1,286,211.40</b>	<b>.00</b>
<b>203 Parks, Adm &amp; Program Services</b>										
2021	318	203	7200	15,000.00	15,000.00	.00	15,000.00	.00	15,000.00	.00
<b>DIVISION TOTALS:</b>				<b>15,000.00</b>	<b>15,000.00</b>	<b>.00</b>	<b>15,000.00</b>	<b>.00</b>	<b>15,000.00</b>	<b>.00</b>
<b>DEPARTMENT TOTALS:</b>				<b>1,490,820.00</b>	<b>1,490,820.00</b>	<b>124,990.99</b>	<b>1,365,829.01</b>	<b>64,617.61</b>	<b>1,301,211.40</b>	<b>.00</b>
<b>PERCENT EXPENDED:</b>				<b>8.4</b>	<b>PERCENT EXPENDED AND ENCUMBERED: 12.7</b>					
<b>910 Employee Benefits</b>										
<b>919 Public Employee Assistance</b>										
2021	318	919	7500	430.00	430.00	.00	430.00	.00	430.00	.00
<b>DIVISION TOTALS:</b>				<b>430.00</b>	<b>430.00</b>	<b>.00</b>	<b>430.00</b>	<b>.00</b>	<b>430.00</b>	<b>.00</b>
<b>DEPARTMENT TOTALS:</b>				<b>430.00</b>	<b>430.00</b>	<b>.00</b>	<b>430.00</b>	<b>.00</b>	<b>430.00</b>	<b>.00</b>
<b>PERCENT EXPENDED:</b>				<b>.0</b>	<b>PERCENT EXPENDED AND ENCUMBERED: .0</b>					
<b>920 Employee Benefits (Cont)</b>										
<b>921 Workers' Comp Insurance</b>										
2021	318	921	7500	7,590.00	7,590.00	7,590.00	.00	.00	.00	.00
<b>DIVISION TOTALS:</b>				<b>7,590.00</b>	<b>7,590.00</b>	<b>7,590.00</b>	<b>.00</b>	<b>.00</b>	<b>.00</b>	<b>.00</b>
<b>DEPARTMENT TOTALS:</b>				<b>7,590.00</b>	<b>7,590.00</b>	<b>7,590.00</b>	<b>.00</b>	<b>.00</b>	<b>.00</b>	<b>.00</b>
<b>PERCENT EXPENDED:</b>				<b>100.0</b>	<b>PERCENT EXPENDED AND ENCUMBERED: 100.0</b>					

318 944  
 RUN DATE: 12/14/2020  
 RUN TIME: 13.06.50

CITY OF CINCINNATI - DEPARTMENT OF FINANCE  
 DIVISION OF ACCOUNTS AND AUDITS  
 STATEMENT OF BALANCES  
 APPROPRIATED FUNDS  
 AS OF 11 / 30 / 2020

PGM ID: CFSFA104  
 PAGE: 57

FY	FND	AGY	OBJT	ORIGINAL AUTHORIZATION	ADJUSTED AUTHORIZATION	EXPENDITURES AMOUNT	UNEXPENDED BALANCE	ENCUMBRANCE AMOUNT	UNENCUMBERED BALANCE	PRE-ENCUMBERED AMOUNT
<b>940 Govt'Al &amp; Prof'Al Services</b>										
<b>944 General Fund Overhead</b>										
2021	318	944	7200	48,590.00	48,590.00	43,652.99	4,937.01	.00	4,937.01	.00
<b>DIVISION TOTALS:</b>				<b>48,590.00</b>	<b>48,590.00</b>	<b>43,652.99</b>	<b>4,937.01</b>	<b>.00</b>	<b>4,937.01</b>	<b>.00</b>
<b>DEPARTMENT TOTALS:</b>				<b>48,590.00</b>	<b>48,590.00</b>	<b>43,652.99</b>	<b>4,937.01</b>	<b>.00</b>	<b>4,937.01</b>	<b>.00</b>
<b>PERCENT EXPENDED: 89.8</b>				<b>PERCENT EXPENDED AND ENCUMBERED: 89.8</b>						
<b>323 Recreation Special Activities FUND</b>										
<b>190 Dept Of Public Recreation</b>										
<b>191 Recreation West Region</b>										
2021	323	191	7100	916,400.00	916,400.00	130,685.25	785,714.75	.00	785,714.75	.00
2021	323	191	7200	154,230.00	154,230.00	14,536.17	139,693.83	16,777.62	122,916.21	.00
2021	323	191	7300	67,470.00	67,470.00	11,697.90	55,772.10	.00	55,772.10	.00
2021	323	191	7400	8,000.00	8,000.00	950.00	7,050.00	.00	7,050.00	.00
2021	323	191	7500	40,790.00	40,790.00	10,105.09	30,684.91	.00	30,684.91	.00
<b>DIVISION TOTALS:</b>				<b>1,186,890.00</b>	<b>1,186,890.00</b>	<b>167,974.41</b>	<b>1,018,915.59</b>	<b>16,777.62</b>	<b>1,002,137.97</b>	<b>.00</b>
<b>192 Recreation East Region</b>										
2021	323	192	7100	1,423,670.00	1,423,670.00	141,052.51	1,282,617.49	.00	1,282,617.49	.00
2021	323	192	7200	195,360.00	195,360.00	12,201.12	183,158.88	17,910.06	165,248.82	.00
2021	323	192	7300	82,340.00	82,340.00	22,106.90	60,233.10	893.23	59,339.87	.00
2021	323	192	7400	16,880.00	16,880.00	300.00	16,580.00	.00	16,580.00	.00
2021	323	192	7500	128,780.00	128,780.00	11,762.65	117,017.35	.00	117,017.35	.00
<b>DIVISION TOTALS:</b>				<b>1,847,030.00</b>	<b>1,847,030.00</b>	<b>187,423.18</b>	<b>1,659,606.82</b>	<b>18,803.29</b>	<b>1,640,803.53</b>	<b>.00</b>
<b>193 Recreation Central Region</b>										
2021	323	193	7100	1,467,880.00	1,467,880.00	185,748.39	1,282,131.61	.00	1,282,131.61	.00
2021	323	193	7200	159,950.00	159,950.00	13,985.95	145,964.05	24,202.02	121,762.03	.00
2021	323	193	7300	81,920.00	81,920.00	23,700.46	58,219.54	.00	58,219.54	.00
2021	323	193	7400	17,780.00	17,780.00	375.00	17,405.00	.00	17,405.00	.00
2021	323	193	7500	146,200.00	146,200.00	12,643.03	133,556.97	.00	133,556.97	.00
<b>DIVISION TOTALS:</b>				<b>1,873,730.00</b>	<b>1,873,730.00</b>	<b>236,452.83</b>	<b>1,637,277.17</b>	<b>24,202.02</b>	<b>1,613,075.15</b>	<b>.00</b>
<b>197 Recreation Athletics</b>										
2021	323	197	7100	241,610.00	206,610.00	41,131.72	165,478.28	.00	165,478.28	.00
2021	323	197	7200	290,390.00	290,390.00	53,061.66	237,328.34	52,311.09	185,017.25	.00
2021	323	197	7300	184,070.00	184,070.00	10,539.71	173,530.29	2,937.27	170,593.02	.00
2021	323	197	7400	77,380.00	77,380.00	33,211.13	44,168.87	3,581.69	40,587.18	.00
2021	323	197	7500	190.00	35,190.00	2,274.27	32,915.73	.00	32,915.73	.00
<b>DIVISION TOTALS:</b>				<b>793,640.00</b>	<b>793,640.00</b>	<b>140,218.49</b>	<b>653,421.51</b>	<b>58,830.05</b>	<b>594,591.46</b>	<b>.00</b>
<b>199 Recreation Administration</b>										
2021	323	199	7100	51,230.00	51,230.00	27,830.34	23,399.66	.00	23,399.66	.00
2021	323	199	7200	32,930.00	32,930.00	7.07	32,922.93	.00	32,922.93	.00
2021	323	199	7300	2,350.00	2,350.00	.00	2,350.00	.00	2,350.00	.00
2021	323	199	7400	100,420.00	100,420.00	30,954.22	69,465.78	51,441.00	18,024.78	.00
2021	323	199	7500	10,530.00	10,530.00	8,280.60	2,249.40	.00	2,249.40	.00
2021	323	199	7600	13,440.00	13,440.00	.00	13,440.00	.00	13,440.00	.00
<b>DIVISION TOTALS:</b>				<b>210,900.00</b>	<b>210,900.00</b>	<b>67,072.23</b>	<b>143,827.77</b>	<b>51,441.00</b>	<b>92,386.77</b>	<b>.00</b>
<b>DEPARTMENT TOTALS:</b>				<b>5,912,190.00</b>	<b>5,912,190.00</b>	<b>799,141.14</b>	<b>5,113,048.86</b>	<b>170,053.98</b>	<b>4,942,994.88</b>	<b>.00</b>
<b>PERCENT EXPENDED: 13.5</b>				<b>PERCENT EXPENDED AND ENCUMBERED: 16.4</b>						

323 919  
 RUN DATE: 12/14/2020  
 RUN TIME: 13.06.50

CITY OF CINCINNATI - DEPARTMENT OF FINANCE  
 DIVISION OF ACCOUNTS AND AUDITS  
 STATEMENT OF BALANCES  
 APPROPRIATED FUNDS  
 AS OF 11 / 30 / 2020

PGM ID: CFSFA104  
 PAGE: 58

FY	FND	AGY	OBJT	ORIGINAL AUTHORIZATION	ADJUSTED AUTHORIZATION	EXPENDITURES AMOUNT	UNEXPENDED BALANCE	ENCUMBRANCE AMOUNT	UNENCUMBERED BALANCE	PRE-ENCUMBERED AMOUNT
<b>910 Employee Benefits</b>										
<b>919 Public Employee Assistance</b>										
2021	323	919	7500	4,510.00	4,510.00	.00	4,510.00	.00	4,510.00	.00
<b>DIVISION TOTALS:</b>				<b>4,510.00</b>	<b>4,510.00</b>	<b>.00</b>	<b>4,510.00</b>	<b>.00</b>	<b>4,510.00</b>	<b>.00</b>
<b>DEPARTMENT TOTALS:</b>				<b>4,510.00</b>	<b>4,510.00</b>	<b>.00</b>	<b>4,510.00</b>	<b>.00</b>	<b>4,510.00</b>	<b>.00</b>
<b>PERCENT EXPENDED:</b>				<b>.0</b>	<b>PERCENT EXPENDED AND ENCUMBERED:</b>					
								<b>.0</b>		
<b>920 Employee Benefits (Cont)</b>										
<b>921 Workers' Comp Insurance</b>										
2021	323	921	7500	45,650.00	45,650.00	45,650.00	.00	.00	.00	.00
<b>DIVISION TOTALS:</b>				<b>45,650.00</b>	<b>45,650.00</b>	<b>45,650.00</b>	<b>.00</b>	<b>.00</b>	<b>.00</b>	<b>.00</b>
<b>DEPARTMENT TOTALS:</b>				<b>45,650.00</b>	<b>45,650.00</b>	<b>45,650.00</b>	<b>.00</b>	<b>.00</b>	<b>.00</b>	<b>.00</b>
<b>PERCENT EXPENDED:</b>				<b>100.0</b>	<b>PERCENT EXPENDED AND ENCUMBERED:</b>					
								<b>100.0</b>		
<b>940 Govt'Al &amp; Prof'Al Services</b>										
<b>944 General Fund Overhead</b>										
2021	323	944	7200	292,240.00	292,240.00	273,436.32	18,803.68	.00	18,803.68	.00
<b>DIVISION TOTALS:</b>				<b>292,240.00</b>	<b>292,240.00</b>	<b>273,436.32</b>	<b>18,803.68</b>	<b>.00</b>	<b>18,803.68</b>	<b>.00</b>
<b>DEPARTMENT TOTALS:</b>				<b>292,240.00</b>	<b>292,240.00</b>	<b>273,436.32</b>	<b>18,803.68</b>	<b>.00</b>	<b>18,803.68</b>	<b>.00</b>
<b>PERCENT EXPENDED:</b>				<b>93.6</b>	<b>PERCENT EXPENDED AND ENCUMBERED:</b>					
								<b>93.6</b>		
<b>329 Cincinnati Riverfront Park FUND</b>										
<b>200 Department Of Parks</b>										
<b>202 Parks, Operations &amp; Facility Mgmt</b>										
2021	329	202	7100	510,530.00	510,530.00	.00	510,530.00	.00	510,530.00	.00
2021	329	202	7200	147,670.00	147,670.00	84,005.79	63,664.21	26,560.34	37,103.87	.00
2021	329	202	7300	102,010.00	102,010.00	18,556.23	83,453.77	731.84	82,721.93	.00
2021	329	202	7400	17,000.00	17,000.00	-9,750.42	26,750.42	.00	26,750.42	.00
2021	329	202	7500	213,380.00	213,380.00	.00	213,380.00	.00	213,380.00	.00
<b>DIVISION TOTALS:</b>				<b>990,590.00</b>	<b>990,590.00</b>	<b>92,811.60</b>	<b>897,778.40</b>	<b>27,292.18</b>	<b>870,486.22</b>	<b>.00</b>
<b>203 Parks, Adm &amp; Program Services</b>										
2021	329	203	7200	7,250.00	7,250.00	.00	7,250.00	.00	7,250.00	.00
<b>DIVISION TOTALS:</b>				<b>7,250.00</b>	<b>7,250.00</b>	<b>.00</b>	<b>7,250.00</b>	<b>.00</b>	<b>7,250.00</b>	<b>.00</b>
<b>DEPARTMENT TOTALS:</b>				<b>997,840.00</b>	<b>997,840.00</b>	<b>92,811.60</b>	<b>905,028.40</b>	<b>27,292.18</b>	<b>877,736.22</b>	<b>.00</b>
<b>PERCENT EXPENDED:</b>				<b>9.3</b>	<b>PERCENT EXPENDED AND ENCUMBERED:</b>					
								<b>12.0</b>		
<b>910 Employee Benefits</b>										
<b>919 Public Employee Assistance</b>										
2021	329	919	7500	110.00	110.00	.00	110.00	.00	110.00	.00
<b>DIVISION TOTALS:</b>				<b>110.00</b>	<b>110.00</b>	<b>.00</b>	<b>110.00</b>	<b>.00</b>	<b>110.00</b>	<b>.00</b>
<b>DEPARTMENT TOTALS:</b>				<b>110.00</b>	<b>110.00</b>	<b>.00</b>	<b>110.00</b>	<b>.00</b>	<b>110.00</b>	<b>.00</b>
<b>PERCENT EXPENDED:</b>				<b>.0</b>	<b>PERCENT EXPENDED AND ENCUMBERED:</b>					
								<b>.0</b>		

329 921  
 RUN DATE: 12/14/2020  
 RUN TIME: 13.06.50

CITY OF CINCINNATI - DEPARTMENT OF FINANCE  
 DIVISION OF ACCOUNTS AND AUDITS  
 STATEMENT OF BALANCES  
 APPROPRIATED FUNDS  
 AS OF 11 / 30 / 2020

PGM ID: CFSFA104  
 PAGE: 59

FY	FND	AGY	OBJT	ORIGINAL AUTHORIZATION	ADJUSTED AUTHORIZATION	EXPENDITURES AMOUNT	UNEXPENDED BALANCE	ENCUMBRANCE AMOUNT	UNENCUMBERED BALANCE	PRE-ENCUMBERED AMOUNT
<b>920 Employee Benefits (Cont)</b>										
<b>921 Workers' Comp Insurance</b>										
2021	329	921	7500	3,770.00	3,770.00	3,770.00	.00	.00	.00	.00
<b>DIVISION TOTALS:</b>				<b>3,770.00</b>	<b>3,770.00</b>	<b>3,770.00</b>	<b>.00</b>	<b>.00</b>	<b>.00</b>	<b>.00</b>
<b>DEPARTMENT TOTALS:</b>				<b>3,770.00</b>	<b>3,770.00</b>	<b>3,770.00</b>	<b>.00</b>	<b>.00</b>	<b>.00</b>	<b>.00</b>
<b>PERCENT EXPENDED: 100.0</b>				<b>PERCENT EXPENDED AND ENCUMBERED: 100.0</b>						
<b>940 Govt'Al &amp; Prof'Al Services</b>										
<b>944 General Fund Overhead</b>										
2021	329	944	7200	24,110.00	24,110.00	24,021.88	88.12	.00	88.12	.00
<b>DIVISION TOTALS:</b>				<b>24,110.00</b>	<b>24,110.00</b>	<b>24,021.88</b>	<b>88.12</b>	<b>.00</b>	<b>88.12</b>	<b>.00</b>
<b>DEPARTMENT TOTALS:</b>				<b>24,110.00</b>	<b>24,110.00</b>	<b>24,021.88</b>	<b>88.12</b>	<b>.00</b>	<b>88.12</b>	<b>.00</b>
<b>PERCENT EXPENDED: 99.6</b>				<b>PERCENT EXPENDED AND ENCUMBERED: 99.6</b>						
<b>347 Hazard Abatement Fund FUND</b>										
<b>210 Dept Of Bldgs &amp; Inspections</b>										
<b>212 Bldg &amp; Inspections, Licenses &amp; Permits</b>										
2021	347	212	7100	1,240,400.00	1,240,400.00	387,185.62	853,214.38	.00	853,214.38	.00
2021	347	212	7200	856,230.00	856,230.00	29,583.86	826,646.14	8,323.56	818,322.58	.00
2021	347	212	7300	46,980.00	46,980.00	.00	46,980.00	5,433.50	41,546.50	.00
2021	347	212	7400	4,000.00	4,000.00	.00	4,000.00	.00	4,000.00	.00
2021	347	212	7500	581,200.00	581,200.00	145,369.49	435,830.51	.00	435,830.51	.00
<b>DIVISION TOTALS:</b>				<b>2,728,810.00</b>	<b>2,728,810.00</b>	<b>562,138.97</b>	<b>2,166,671.03</b>	<b>13,757.06</b>	<b>2,152,913.97</b>	<b>.00</b>
<b>DEPARTMENT TOTALS:</b>				<b>2,728,810.00</b>	<b>2,728,810.00</b>	<b>562,138.97</b>	<b>2,166,671.03</b>	<b>13,757.06</b>	<b>2,152,913.97</b>	<b>.00</b>
<b>PERCENT EXPENDED: 20.6</b>				<b>PERCENT EXPENDED AND ENCUMBERED: 21.1</b>						
<b>358 Bond Hill Roselawn Stabilization &amp; Revitalization Operations FUND</b>										
<b>160 Community Developmt</b>										
<b>164 Division Of Community Devel</b>										
2021	358	164	7400	200,000.00	200,000.00	101,467.53	98,532.47	.00	98,532.47	.00
<b>DIVISION TOTALS:</b>				<b>200,000.00</b>	<b>200,000.00</b>	<b>101,467.53</b>	<b>98,532.47</b>	<b>.00</b>	<b>98,532.47</b>	<b>.00</b>
<b>DEPARTMENT TOTALS:</b>				<b>200,000.00</b>	<b>200,000.00</b>	<b>101,467.53</b>	<b>98,532.47</b>	<b>.00</b>	<b>98,532.47</b>	<b>.00</b>
<b>PERCENT EXPENDED: 50.7</b>				<b>PERCENT EXPENDED AND ENCUMBERED: 50.7</b>						
<b>364 911 Cell Phone Fees FUND</b>										
<b>090 Enterprise Technology Solution</b>										
<b>091 Enterprise Technology Solutions</b>										
2021	364	091	7200	20,220.00	20,220.00	99.00	20,121.00	.00	20,121.00	.00
<b>DIVISION TOTALS:</b>				<b>20,220.00</b>	<b>20,220.00</b>	<b>99.00</b>	<b>20,121.00</b>	<b>.00</b>	<b>20,121.00</b>	<b>.00</b>
<b>DEPARTMENT TOTALS:</b>				<b>20,220.00</b>	<b>20,220.00</b>	<b>99.00</b>	<b>20,121.00</b>	<b>.00</b>	<b>20,121.00</b>	<b>.00</b>
<b>PERCENT EXPENDED: .5</b>				<b>PERCENT EXPENDED AND ENCUMBERED: .5</b>						

364 103  
 RUN DATE: 12/14/2020  
 RUN TIME: 13.06.50

CITY OF CINCINNATI - DEPARTMENT OF FINANCE  
 DIVISION OF ACCOUNTS AND AUDITS  
 STATEMENT OF BALANCES  
 APPROPRIATED FUNDS  
 AS OF 11 / 30 / 2020

PGM ID: CFSFA104  
 PAGE: 60

FY	FND	AGY	OBJT	ORIGINAL AUTHORIZATION	ADJUSTED AUTHORIZATION	EXPENDITURES AMOUNT	UNEXPENDED BALANCE	ENCUMBRANCE AMOUNT	UNENCUMBERED BALANCE	PRE-ENCUMBERED AMOUNT
<b>100 Office Of The City Manager</b>										
<b>103 Emergency Communications</b>										
2021	364	103	7100	998,410.00	998,410.00	.00	998,410.00	.00	998,410.00	.00
2021	364	103	7200	205,570.00	205,570.00	10,323.00	195,247.00	.00	195,247.00	.00
2021	364	103	7300	123,020.00	123,020.00	9,876.30	113,143.70	2,604.45	110,539.25	.00
2021	364	103	7400	284,610.00	284,610.00	16,008.04	268,601.96	.00	268,601.96	.00
<b>DIVISION TOTALS:</b>				<b>1,611,610.00</b>	<b>1,611,610.00</b>	<b>36,207.34</b>	<b>1,575,402.66</b>	<b>2,604.45</b>	<b>1,572,798.21</b>	<b>.00</b>
<b>DEPARTMENT TOTALS:</b>				<b>1,611,610.00</b>	<b>1,611,610.00</b>	<b>36,207.34</b>	<b>1,575,402.66</b>	<b>2,604.45</b>	<b>1,572,798.21</b>	<b>.00</b>
<b>PERCENT EXPENDED:</b>				<b>2.2</b>	<b>PERCENT EXPENDED AND ENCUMBERED:</b>					
								<b>2.4</b>		
<b>377 Citizen Safety FUND</b>										
<b>250 Dept Of Public Services</b>										
<b>253 Div Of Neighborhood Operations</b>										
2021	377	253	7200	51,010.00	51,010.00	.00	51,010.00	.00	51,010.00	.00
<b>DIVISION TOTALS:</b>				<b>51,010.00</b>	<b>51,010.00</b>	<b>.00</b>	<b>51,010.00</b>	<b>.00</b>	<b>51,010.00</b>	<b>.00</b>
<b>DEPARTMENT TOTALS:</b>				<b>51,010.00</b>	<b>51,010.00</b>	<b>.00</b>	<b>51,010.00</b>	<b>.00</b>	<b>51,010.00</b>	<b>.00</b>
<b>PERCENT EXPENDED:</b>				<b>.0</b>	<b>PERCENT EXPENDED AND ENCUMBERED:</b>					
								<b>.0</b>		
<b>395 Community Health Center FUND</b>										
<b>260 Department Of Public Health</b>										
<b>264 Primary Health Care - S.P.</b>										
2021	395	264	7100	245,420.00	248,798.00	92,694.85	156,103.15	.00	156,103.15	.00
2021	395	264	7200	720.00	720.00	217.18	502.82	80.00	422.82	.00
2021	395	264	7300	2,150.00	2,150.00	430.64	1,719.36	.00	1,719.36	.00
2021	395	264	7500	85,010.00	85,010.00	34,985.28	50,024.72	.00	50,024.72	.00
<b>DIVISION TOTALS:</b>				<b>333,300.00</b>	<b>336,678.00</b>	<b>128,327.95</b>	<b>208,350.05</b>	<b>80.00</b>	<b>208,270.05</b>	<b>.00</b>
<b>265 Primary Health Care - H.C.</b>										
2021	395	265	7100	3,773,930.00	3,794,501.00	1,244,970.22	2,549,530.78	.00	2,549,530.78	.00
2021	395	265	7200	3,415,770.00	3,415,770.00	193,808.95	3,221,961.05	1,556,445.55	1,665,515.50	.00
2021	395	265	7300	1,594,960.00	1,594,960.00	32,184.82	1,562,775.18	154,623.89	1,408,151.29	.00
2021	395	265	7400	1,043,000.00	1,043,000.00	19,821.45	1,023,178.55	743,694.99	279,483.56	16,935.00
2021	395	265	7500	1,606,360.00	1,606,360.00	321,710.15	1,284,649.85	.00	1,284,649.85	.00
<b>DIVISION TOTALS:</b>				<b>11,434,020.00</b>	<b>11,454,591.00</b>	<b>1,812,495.59</b>	<b>9,642,095.41</b>	<b>2,454,764.43</b>	<b>7,187,330.98</b>	<b>16,935.00</b>
<b>266 School &amp; Adolescent Health</b>										
2021	395	266	7100	6,637,760.00	6,668,806.00	1,518,384.54	5,150,421.46	.00	5,150,421.46	.00
2021	395	266	7200	308,940.00	299,940.00	16,988.39	282,951.61	281,869.01	1,082.60	.00
2021	395	266	7300	137,900.00	146,900.00	21,724.68	125,175.32	117,561.24	7,614.08	.00
2021	395	266	7400	171,730.00	171,730.00	689.18	171,040.82	162,095.82	8,945.00	.00
2021	395	266	7500	2,251,620.00	2,251,620.00	764,151.88	1,487,468.12	.00	1,487,468.12	.00
<b>DIVISION TOTALS:</b>				<b>9,507,950.00</b>	<b>9,538,996.00</b>	<b>2,321,938.67</b>	<b>7,217,057.33</b>	<b>561,526.07</b>	<b>6,655,531.26</b>	<b>.00</b>
<b>DEPARTMENT TOTALS:</b>				<b>21,275,270.00</b>	<b>21,330,265.00</b>	<b>4,262,762.21</b>	<b>17,067,502.79</b>	<b>3,016,370.50</b>	<b>14,051,132.29</b>	<b>16,935.00</b>
<b>PERCENT EXPENDED:</b>				<b>20.0</b>	<b>PERCENT EXPENDED AND ENCUMBERED:</b>					
								<b>34.1</b>		

395 919  
 RUN DATE: 12/14/2020  
 RUN TIME: 13.06.50

CITY OF CINCINNATI - DEPARTMENT OF FINANCE  
 DIVISION OF ACCOUNTS AND AUDITS  
 STATEMENT OF BALANCES  
 APPROPRIATED FUNDS  
 AS OF 11 / 30 / 2020

PGM ID: CFSFA104  
 PAGE: 61

FY	FND	AGY	OBJT	ORIGINAL AUTHORIZATION	ADJUSTED AUTHORIZATION	EXPENDITURES AMOUNT	UNEXPENDED BALANCE	ENCUMBRANCE AMOUNT	UNENCUMBERED BALANCE	PRE-ENCUMBERED AMOUNT
<b>910 Employee Benefits</b>										
<b>919 Public Employee Assistance</b>										
2021	395	919	7500	13,010.00	13,010.00	.00	13,010.00	.00	13,010.00	.00
<b>DIVISION TOTALS:</b>				<b>13,010.00</b>	<b>13,010.00</b>	<b>.00</b>	<b>13,010.00</b>	<b>.00</b>	<b>13,010.00</b>	<b>.00</b>
<b>DEPARTMENT TOTALS:</b>				<b>13,010.00</b>	<b>13,010.00</b>	<b>.00</b>	<b>13,010.00</b>	<b>.00</b>	<b>13,010.00</b>	<b>.00</b>
<b>PERCENT EXPENDED:</b>				<b>.0</b>	<b>PERCENT EXPENDED AND ENCUMBERED:</b>			<b>.0</b>		
<b>920 Employee Benefits (Cont)</b>										
<b>921 Workers' Comp Insurance</b>										
2021	395	921	7500	224,370.00	224,370.00	.00	224,370.00	.00	224,370.00	.00
<b>DIVISION TOTALS:</b>				<b>224,370.00</b>	<b>224,370.00</b>	<b>.00</b>	<b>224,370.00</b>	<b>.00</b>	<b>224,370.00</b>	<b>.00</b>
<b>DEPARTMENT TOTALS:</b>				<b>224,370.00</b>	<b>224,370.00</b>	<b>.00</b>	<b>224,370.00</b>	<b>.00</b>	<b>224,370.00</b>	<b>.00</b>
<b>PERCENT EXPENDED:</b>				<b>.0</b>	<b>PERCENT EXPENDED AND ENCUMBERED:</b>			<b>.0</b>		
<b>940 Govt'Al &amp; Prof'Al Services</b>										
<b>944 General Fund Overhead</b>										
2021	395	944	7200	1,456,630.00	1,456,630.00	22,658.00	1,433,972.00	.00	1,433,972.00	.00
<b>DIVISION TOTALS:</b>				<b>1,456,630.00</b>	<b>1,456,630.00</b>	<b>22,658.00</b>	<b>1,433,972.00</b>	<b>.00</b>	<b>1,433,972.00</b>	<b>.00</b>
<b>DEPARTMENT TOTALS:</b>				<b>1,456,630.00</b>	<b>1,456,630.00</b>	<b>22,658.00</b>	<b>1,433,972.00</b>	<b>.00</b>	<b>1,433,972.00</b>	<b>.00</b>
<b>PERCENT EXPENDED:</b>				<b>1.6</b>	<b>PERCENT EXPENDED AND ENCUMBERED:</b>			<b>1.6</b>		
<b>416 Cincinnati Health District FUND</b>										
<b>260 Department Of Public Health</b>										
<b>261 Health, Office Of The Commissioner</b>										
2021	416	261	7100	1,372,790.00	1,394,788.00	536,618.78	858,169.22	.00	858,169.22	.00
2021	416	261	7200	99,110.00	111,110.00	106,218.64	4,891.36	4,829.13	62.23	.00
2021	416	261	7300	30,150.00	17,650.00	11,454.80	6,195.20	2,225.60	3,969.60	.00
2021	416	261	7400	39,670.00	40,170.00	19,021.52	21,148.48	19,913.94	1,234.54	.00
2021	416	261	7500	448,800.00	448,800.00	172,766.10	276,033.90	.00	276,033.90	.00
2021	416	261	7600	2,920.00	2,920.00	.00	2,920.00	.00	2,920.00	.00
<b>DIVISION TOTALS:</b>				<b>1,993,440.00</b>	<b>2,015,438.00</b>	<b>846,079.84</b>	<b>1,169,358.16</b>	<b>26,968.67</b>	<b>1,142,389.49</b>	<b>.00</b>
<b>262 Health, Technical Resources</b>										
2021	416	262	7100	1,412,820.00	1,417,561.00	521,698.96	895,862.04	.00	895,862.04	.00
2021	416	262	7200	361,910.00	360,910.00	139,788.37	221,121.63	190,841.00	30,280.63	.00
2021	416	262	7300	48,400.00	48,400.00	28,694.00	19,706.00	14,755.17	4,950.83	.00
2021	416	262	7400	3,420.00	4,420.00	2,199.26	2,220.74	2,060.74	160.00	.00
2021	416	262	7500	580,610.00	580,610.00	229,017.47	351,592.53	.00	351,592.53	.00
<b>DIVISION TOTALS:</b>				<b>2,407,160.00</b>	<b>2,411,901.00</b>	<b>921,398.06</b>	<b>1,490,502.94</b>	<b>207,656.91</b>	<b>1,282,846.03</b>	<b>.00</b>
<b>263 Div Of Community Health</b>										
2021	416	263	7100	2,634,880.00	2,639,283.00	1,118,406.38	1,520,876.62	.00	1,520,876.62	.00
2021	416	263	7200	210,140.00	202,140.00	103,551.50	98,588.50	52,462.08	46,126.42	.00
2021	416	263	7300	35,610.00	35,610.00	18,321.52	17,288.48	2,750.09	14,538.39	.00
2021	416	263	7400	980.00	8,980.00	3,246.12	5,733.88	4,367.19	1,366.69	.00
2021	416	263	7500	1,199,320.00	1,199,320.00	464,667.50	734,652.50	.00	734,652.50	.00
<b>DIVISION TOTALS:</b>				<b>4,080,930.00</b>	<b>4,085,333.00</b>	<b>1,708,193.02</b>	<b>2,377,139.98</b>	<b>59,579.36</b>	<b>2,317,560.62</b>	<b>.00</b>



416 264  
 RUN DATE: 12/14/2020  
 RUN TIME: 13.06.50

CITY OF CINCINNATI - DEPARTMENT OF FINANCE  
 DIVISION OF ACCOUNTS AND AUDITS  
 STATEMENT OF BALANCES  
 APPROPRIATED FUNDS  
 AS OF 11 / 30 / 2020

PGM ID: CFSFA104  
 PAGE: 62

FY	FND	AGY	OBJT	ORIGINAL AUTHORIZATION	ADJUSTED AUTHORIZATION	EXPENDITURES AMOUNT	UNEXPENDED BALANCE	ENCUMBRANCE AMOUNT	UNENCUMBERED BALANCE	PRE-ENCUMBERED AMOUNT
<b>264 Primary Health Care - S.P.</b>										
2021	416	264	7100	1,431,000.00	1,435,325.00	512,585.13	922,739.87	.00	922,739.87	.00
2021	416	264	7200	42,130.00	72,130.00	16,925.85	55,204.15	50,448.51	4,755.64	.00
2021	416	264	7300	2,760.00	2,760.00	.00	2,760.00	.00	2,760.00	.00
2021	416	264	7400	80,000.00	50,000.00	29,981.50	20,018.50	.00	20,018.50	.00
2021	416	264	7500	586,780.00	586,780.00	189,382.96	397,397.04	.00	397,397.04	.00
<b>DIVISION TOTALS:</b>				<b>2,142,670.00</b>	<b>2,146,995.00</b>	<b>748,875.44</b>	<b>1,398,119.56</b>	<b>50,448.51</b>	<b>1,347,671.05</b>	<b>.00</b>
<b>265 Primary Health Care - H.C.</b>										
2021	416	265	7100	4,353,010.00	4,395,973.00	1,413,047.58	2,982,925.42	.00	2,982,925.42	.00
2021	416	265	7200	7,120.00	7,120.00	5,888.18	1,231.82	705.48	526.34	.00
2021	416	265	7500	1,210,700.00	1,210,700.00	438,512.63	772,187.37	.00	772,187.37	.00
<b>DIVISION TOTALS:</b>				<b>5,570,830.00</b>	<b>5,613,793.00</b>	<b>1,857,448.39</b>	<b>3,756,344.61</b>	<b>705.48</b>	<b>3,755,639.13</b>	<b>.00</b>
<b>266 School &amp; Adolescent Health</b>										
2021	416	266	7100	1,165,920.00	1,165,920.00	368,255.82	797,664.18	.00	797,664.18	.00
2021	416	266	7200	24,490.00	24,490.00	1,063.50	23,426.50	437.47	22,989.03	.00
2021	416	266	7500	430,430.00	430,430.00	148,122.59	282,307.41	.00	282,307.41	.00
<b>DIVISION TOTALS:</b>				<b>1,620,840.00</b>	<b>1,620,840.00</b>	<b>517,441.91</b>	<b>1,103,398.09</b>	<b>437.47</b>	<b>1,102,960.62</b>	<b>.00</b>
<b>DEPARTMENT TOTALS:</b>				<b>17,815,870.00</b>	<b>17,894,300.00</b>	<b>6,599,436.66</b>	<b>11,294,863.34</b>	<b>345,796.40</b>	<b>10,949,066.94</b>	<b>.00</b>
<b>PERCENT EXPENDED:</b>				<b>36.9</b>	<b>PERCENT EXPENDED AND ENCUMBERED:</b>					
								<b>38.8</b>		
<b>920 Employee Benefits (Cont)</b>										
<b>921 Workers' Comp Insurance</b>										
2021	416	921	7500	196,110.00	196,110.00	196,110.00	.00	.00	.00	.00
<b>DIVISION TOTALS:</b>				<b>196,110.00</b>	<b>196,110.00</b>	<b>196,110.00</b>	<b>.00</b>	<b>.00</b>	<b>.00</b>	<b>.00</b>
<b>DEPARTMENT TOTALS:</b>				<b>196,110.00</b>	<b>196,110.00</b>	<b>196,110.00</b>	<b>.00</b>	<b>.00</b>	<b>.00</b>	<b>.00</b>
<b>PERCENT EXPENDED:</b>				<b>100.0</b>	<b>PERCENT EXPENDED AND ENCUMBERED:</b>					
								<b>100.0</b>		
<b>940 Govt'Al &amp; Prof'Al Services</b>										
<b>941 Audit And Examiner's Fees</b>										
2021	416	941	7200	13,000.00	13,000.00	.00	13,000.00	4,510.00	8,490.00	.00
<b>DIVISION TOTALS:</b>				<b>13,000.00</b>	<b>13,000.00</b>	<b>.00</b>	<b>13,000.00</b>	<b>4,510.00</b>	<b>8,490.00</b>	<b>.00</b>
<b>944 General Fund Overhead</b>										
2021	416	944	7200	14,760.00	14,760.00	14,398.00	362.00	.00	362.00	.00
<b>DIVISION TOTALS:</b>				<b>14,760.00</b>	<b>14,760.00</b>	<b>14,398.00</b>	<b>362.00</b>	<b>.00</b>	<b>362.00</b>	<b>.00</b>
<b>DEPARTMENT TOTALS:</b>				<b>27,760.00</b>	<b>27,760.00</b>	<b>14,398.00</b>	<b>13,362.00</b>	<b>4,510.00</b>	<b>8,852.00</b>	<b>.00</b>
<b>PERCENT EXPENDED:</b>				<b>51.9</b>	<b>PERCENT EXPENDED AND ENCUMBERED:</b>					
								<b>68.1</b>		

449 092  
 RUN DATE: 12/14/2020  
 RUN TIME: 13.06.50

CITY OF CINCINNATI - DEPARTMENT OF FINANCE  
 DIVISION OF ACCOUNTS AND AUDITS  
 STATEMENT OF BALANCES  
 APPROPRIATED FUNDS  
 AS OF 11 / 30 / 2020

PGM ID: CFSFA104  
 PAGE: 63

FY	FND	AGY	OBJT	ORIGINAL AUTHORIZATION	ADJUSTED AUTHORIZATION	EXPENDITURES AMOUNT	UNEXPENDED BALANCE	ENCUMBRANCE AMOUNT	UNENCUMBERED BALANCE	PRE-ENCUMBERED AMOUNT
<b>449 Cinti Area Geographic Info Sys FUND</b>										
<b>090 Enterprise Technology Solution</b>										
<b>092 ETS-CAGIS</b>										
2021	449	092	7100	1,798,962.00	1,812,142.00	613,880.02	1,198,261.98	.00	1,198,261.98	.00
2021	449	092	7200	996,110.00	996,110.00	89,941.48	906,168.52	508,892.18	397,276.34	.00
2021	449	092	7300	51,770.00	51,770.00	.00	51,770.00	3,500.00	48,270.00	.00
2021	449	092	7400	861,420.00	861,420.00	431,882.35	429,537.65	44,586.33	384,951.32	.00
2021	449	092	7500	591,459.00	591,459.00	206,710.32	384,748.68	.00	384,748.68	.00
<b>DIVISION TOTALS:</b>				<b>4,299,721.00</b>	<b>4,312,901.00</b>	<b>1,342,414.17</b>	<b>2,970,486.83</b>	<b>556,978.51</b>	<b>2,413,508.32</b>	<b>.00</b>
<b>DEPARTMENT TOTALS:</b>				<b>4,299,721.00</b>	<b>4,312,901.00</b>	<b>1,342,414.17</b>	<b>2,970,486.83</b>	<b>556,978.51</b>	<b>2,413,508.32</b>	<b>.00</b>
<b>PERCENT EXPENDED:</b>				<b>31.1</b>	<b>PERCENT EXPENDED AND ENCUMBERED:</b>					
								<b>44.0</b>		
<b>910 Employee Benefits</b>										
<b>919 Public Employee Assistance</b>										
2021	449	919	7500	2,210.00	2,210.00	.00	2,210.00	.00	2,210.00	.00
<b>DIVISION TOTALS:</b>				<b>2,210.00</b>	<b>2,210.00</b>	<b>.00</b>	<b>2,210.00</b>	<b>.00</b>	<b>2,210.00</b>	<b>.00</b>
<b>DEPARTMENT TOTALS:</b>				<b>2,210.00</b>	<b>2,210.00</b>	<b>.00</b>	<b>2,210.00</b>	<b>.00</b>	<b>2,210.00</b>	<b>.00</b>
<b>PERCENT EXPENDED:</b>				<b>.0</b>	<b>PERCENT EXPENDED AND ENCUMBERED:</b>					
								<b>.0</b>		
<b>920 Employee Benefits (Cont)</b>										
<b>921 Workers' Comp Insurance</b>										
2021	449	921	7500	29,770.00	29,770.00	26,297.18	3,472.82	.00	3,472.82	.00
<b>DIVISION TOTALS:</b>				<b>29,770.00</b>	<b>29,770.00</b>	<b>26,297.18</b>	<b>3,472.82</b>	<b>.00</b>	<b>3,472.82</b>	<b>.00</b>
<b>DEPARTMENT TOTALS:</b>				<b>29,770.00</b>	<b>29,770.00</b>	<b>26,297.18</b>	<b>3,472.82</b>	<b>.00</b>	<b>3,472.82</b>	<b>.00</b>
<b>PERCENT EXPENDED:</b>				<b>88.3</b>	<b>PERCENT EXPENDED AND ENCUMBERED:</b>					
								<b>88.3</b>		
<b>940 Govt'Al &amp; Prof'Al Services</b>										
<b>944 General Fund Overhead</b>										
2021	449	944	7200	190,529.00	190,529.00	142,314.15	48,214.85	.00	48,214.85	.00
<b>DIVISION TOTALS:</b>				<b>190,529.00</b>	<b>190,529.00</b>	<b>142,314.15</b>	<b>48,214.85</b>	<b>.00</b>	<b>48,214.85</b>	<b>.00</b>
<b>DEPARTMENT TOTALS:</b>				<b>190,529.00</b>	<b>190,529.00</b>	<b>142,314.15</b>	<b>48,214.85</b>	<b>.00</b>	<b>48,214.85</b>	<b>.00</b>
<b>PERCENT EXPENDED:</b>				<b>74.7</b>	<b>PERCENT EXPENDED AND ENCUMBERED:</b>					
								<b>74.7</b>		
<b>455 Streetcar Operations FUND</b>										
<b>110 Department Of Law</b>										
<b>111 Civil</b>										
2021	455	111	7100	93,010.00	94,746.00	27,694.48	67,051.52	.00	67,051.52	.00
2021	455	111	7500	27,690.00	27,690.00	10,875.17	16,814.83	.00	16,814.83	.00
<b>DIVISION TOTALS:</b>				<b>120,700.00</b>	<b>122,436.00</b>	<b>38,569.65</b>	<b>83,866.35</b>	<b>.00</b>	<b>83,866.35</b>	<b>.00</b>
<b>DEPARTMENT TOTALS:</b>				<b>120,700.00</b>	<b>122,436.00</b>	<b>38,569.65</b>	<b>83,866.35</b>	<b>.00</b>	<b>83,866.35</b>	<b>.00</b>
<b>PERCENT EXPENDED:</b>				<b>31.5</b>	<b>PERCENT EXPENDED AND ENCUMBERED:</b>					
								<b>31.5</b>		
<b>230 Dept Of Transportation &amp; Engin</b>										
<b>236 Division of Streetcar Operations</b>										
2021	455	236	7100	351,210.00	444,941.00	86,290.68	358,650.32	.00	358,650.32	.00
2021	455	236	7200	2,183,770.00	3,087,770.00	704,537.71	2,383,232.29	1,448,280.46	934,951.83	.00
2021	455	236	7400	5,730.00	5,730.00	.00	5,730.00	1,600.00	4,130.00	.00
2021	455	236	7500	76,990.00	76,990.00	-6,736.05	83,726.05	.00	83,726.05	.00
<b>DIVISION TOTALS:</b>				<b>2,617,700.00</b>	<b>3,615,431.00</b>	<b>784,092.34</b>	<b>2,831,338.66</b>	<b>1,449,880.46</b>	<b>1,381,458.20</b>	<b>.00</b>

455 239  
 RUN DATE: 12/14/2020  
 RUN TIME: 13.06.50

CITY OF CINCINNATI - DEPARTMENT OF FINANCE  
 DIVISION OF ACCOUNTS AND AUDITS  
 STATEMENT OF BALANCES  
 APPROPRIATED FUNDS  
 AS OF 11 / 30 / 2020

PGM ID: CFSFA104  
 PAGE: 64

FY	FND	AGY	OBJT	ORIGINAL AUTHORIZATION	ADJUSTED AUTHORIZATION	EXPENDITURES AMOUNT	UNEXPENDED BALANCE	ENCUMBRANCE AMOUNT	UNENCUMBERED BALANCE	PRE-ENCUMBERED AMOUNT
<b>239 Division Of Traffic Engineer</b>										
2021	455	239	7100	127,275.00	127,275.00	36,201.91	91,073.09	.00	91,073.09	.00
2021	455	239	7500	50,725.00	50,725.00	9,290.23	41,434.77	.00	41,434.77	.00
<b>DIVISION TOTALS:</b>				<b>178,000.00</b>	<b>178,000.00</b>	<b>45,492.14</b>	<b>132,507.86</b>	<b>.00</b>	<b>132,507.86</b>	<b>.00</b>
<b>DEPARTMENT TOTALS:</b>				<b>2,795,700.00</b>	<b>3,793,431.00</b>	<b>829,584.48</b>	<b>2,963,846.52</b>	<b>1,449,880.46</b>	<b>1,513,966.06</b>	<b>.00</b>
<b>PERCENT EXPENDED:</b>				<b>21.9</b>	<b>PERCENT EXPENDED AND ENCUMBERED:</b>					
								<b>60.1</b>		
<b>920 Employee Benefits (Cont)</b>										
<b>921 Workers' Comp Insurance</b>										
2021	455	921	7500	8,750.00	8,750.00	6,180.81	2,569.19	.00	2,569.19	.00
<b>DIVISION TOTALS:</b>				<b>8,750.00</b>	<b>8,750.00</b>	<b>6,180.81</b>	<b>2,569.19</b>	<b>.00</b>	<b>2,569.19</b>	<b>.00</b>
<b>DEPARTMENT TOTALS:</b>				<b>8,750.00</b>	<b>8,750.00</b>	<b>6,180.81</b>	<b>2,569.19</b>	<b>.00</b>	<b>2,569.19</b>	<b>.00</b>
<b>PERCENT EXPENDED:</b>				<b>70.6</b>	<b>PERCENT EXPENDED AND ENCUMBERED:</b>					
								<b>70.6</b>		
<b>940 Govt'Al &amp; Prof'Al Services</b>										
<b>944 General Fund Overhead</b>										
2021	455	944	7200	56,170.00	56,170.00	33,449.08	22,720.92	.00	22,720.92	.00
<b>DIVISION TOTALS:</b>				<b>56,170.00</b>	<b>56,170.00</b>	<b>33,449.08</b>	<b>22,720.92</b>	<b>.00</b>	<b>22,720.92</b>	<b>.00</b>
<b>DEPARTMENT TOTALS:</b>				<b>56,170.00</b>	<b>56,170.00</b>	<b>33,449.08</b>	<b>22,720.92</b>	<b>.00</b>	<b>22,720.92</b>	<b>.00</b>
<b>PERCENT EXPENDED:</b>				<b>59.5</b>	<b>PERCENT EXPENDED AND ENCUMBERED:</b>					
								<b>59.5</b>		
<b>457 CLEAR FUND</b>										
<b>090 Enterprise Technology Solution</b>										
<b>093 ETS-CLEAR</b>										
2021	457	093	7100	1,476,380.00	1,483,640.00	322,263.89	1,161,376.11	.00	1,161,376.11	.00
2021	457	093	7200	2,166,270.00	2,166,270.00	370,716.37	1,795,553.63	225,950.94	1,569,602.69	.00
2021	457	093	7300	351,080.00	351,080.00	2,067.61	349,012.39	2,880.03	346,132.36	.00
2021	457	093	7400	774,520.00	774,520.00	134,601.41	639,918.59	108,250.00	531,668.59	.00
2021	457	093	7500	404,310.00	404,310.00	104,852.81	299,457.19	.00	299,457.19	.00
<b>DIVISION TOTALS:</b>				<b>5,172,560.00</b>	<b>5,179,820.00</b>	<b>934,502.09</b>	<b>4,245,317.91</b>	<b>337,080.97</b>	<b>3,908,236.94</b>	<b>.00</b>
<b>DEPARTMENT TOTALS:</b>				<b>5,172,560.00</b>	<b>5,179,820.00</b>	<b>934,502.09</b>	<b>4,245,317.91</b>	<b>337,080.97</b>	<b>3,908,236.94</b>	<b>.00</b>
<b>PERCENT EXPENDED:</b>				<b>18.0</b>	<b>PERCENT EXPENDED AND ENCUMBERED:</b>					
								<b>24.5</b>		
<b>910 Employee Benefits</b>										
<b>919 Public Employee Assistance</b>										
2021	457	919	7500	1,410.00	1,410.00	.00	1,410.00	.00	1,410.00	.00
<b>DIVISION TOTALS:</b>				<b>1,410.00</b>	<b>1,410.00</b>	<b>.00</b>	<b>1,410.00</b>	<b>.00</b>	<b>1,410.00</b>	<b>.00</b>
<b>DEPARTMENT TOTALS:</b>				<b>1,410.00</b>	<b>1,410.00</b>	<b>.00</b>	<b>1,410.00</b>	<b>.00</b>	<b>1,410.00</b>	<b>.00</b>
<b>PERCENT EXPENDED:</b>				<b>.0</b>	<b>PERCENT EXPENDED AND ENCUMBERED:</b>					
								<b>.0</b>		
<b>920 Employee Benefits (Cont)</b>										
<b>921 Workers' Comp Insurance</b>										
2021	457	921	7500	24,580.00	24,580.00	17,606.44	6,973.56	.00	6,973.56	.00
<b>DIVISION TOTALS:</b>				<b>24,580.00</b>	<b>24,580.00</b>	<b>17,606.44</b>	<b>6,973.56</b>	<b>.00</b>	<b>6,973.56</b>	<b>.00</b>
<b>DEPARTMENT TOTALS:</b>				<b>24,580.00</b>	<b>24,580.00</b>	<b>17,606.44</b>	<b>6,973.56</b>	<b>.00</b>	<b>6,973.56</b>	<b>.00</b>
<b>PERCENT EXPENDED:</b>				<b>71.6</b>	<b>PERCENT EXPENDED AND ENCUMBERED:</b>					
								<b>71.6</b>		

457 944  
 RUN DATE: 12/14/2020  
 RUN TIME: 13.06.50

CITY OF CINCINNATI - DEPARTMENT OF FINANCE  
 DIVISION OF ACCOUNTS AND AUDITS  
 STATEMENT OF BALANCES  
 APPROPRIATED FUNDS  
 AS OF 11 / 30 / 2020

PGM ID: CFSFA104  
 PAGE: 65

FY	FND	AGY	OBJT	ORIGINAL AUTHORIZATION	ADJUSTED AUTHORIZATION	EXPENDITURES AMOUNT	UNEXPENDED BALANCE	ENCUMBRANCE AMOUNT	UNENCUMBERED BALANCE	PRE-ENCUMBERED AMOUNT
<b>940 Govt'Al &amp; Prof'Al Services</b>										
<b>944 General Fund Overhead</b>										
2021	457	944	7200	157,330.00	157,330.00	95,281.90	62,048.10	.00	62,048.10	.00
<b>DIVISION TOTALS:</b>				<b>157,330.00</b>	<b>157,330.00</b>	<b>95,281.90</b>	<b>62,048.10</b>	<b>.00</b>	<b>62,048.10</b>	<b>.00</b>
<b>DEPARTMENT TOTALS:</b>				<b>157,330.00</b>	<b>157,330.00</b>	<b>95,281.90</b>	<b>62,048.10</b>	<b>.00</b>	<b>62,048.10</b>	<b>.00</b>
<b>PERCENT EXPENDED:</b>				<b>60.6</b>	<b>PERCENT EXPENDED AND ENCUMBERED: 60.6</b>					
<b>759 Income Tax Transit FUND</b>										
<b>080 SORTA</b>										
<b>081 SORTA Operations</b>										
2021	759	081	7200	16,570,409.00	19,570,409.00	16,570,409.00	3,000,000.00	3,000,000.00	.00	.00
<b>DIVISION TOTALS:</b>				<b>16,570,409.00</b>	<b>19,570,409.00</b>	<b>16,570,409.00</b>	<b>3,000,000.00</b>	<b>3,000,000.00</b>	<b>.00</b>	<b>.00</b>
<b>DEPARTMENT TOTALS:</b>				<b>16,570,409.00</b>	<b>19,570,409.00</b>	<b>16,570,409.00</b>	<b>3,000,000.00</b>	<b>3,000,000.00</b>	<b>.00</b>	<b>.00</b>
<b>PERCENT EXPENDED:</b>				<b>84.7</b>	<b>PERCENT EXPENDED AND ENCUMBERED: 100.0</b>					
<b>110 Department Of Law</b>										
<b>111 Civil</b>										
2021	759	111	7100	86,020.00	88,420.00	32,779.06	55,640.94	.00	55,640.94	.00
2021	759	111	7500	24,570.00	24,570.00	12,711.71	11,858.29	.00	11,858.29	.00
<b>DIVISION TOTALS:</b>				<b>110,590.00</b>	<b>112,990.00</b>	<b>45,490.77</b>	<b>67,499.23</b>	<b>.00</b>	<b>67,499.23</b>	<b>.00</b>
<b>DEPARTMENT TOTALS:</b>				<b>110,590.00</b>	<b>112,990.00</b>	<b>45,490.77</b>	<b>67,499.23</b>	<b>.00</b>	<b>67,499.23</b>	<b>.00</b>
<b>PERCENT EXPENDED:</b>				<b>40.3</b>	<b>PERCENT EXPENDED AND ENCUMBERED: 40.3</b>					
<b>200 Department Of Parks</b>										
<b>202 Parks, Operations &amp; Facility Mgmt</b>										
2021	759	202	7400	31,300.00	31,300.00	.00	31,300.00	.00	31,300.00	.00
<b>DIVISION TOTALS:</b>				<b>31,300.00</b>	<b>31,300.00</b>	<b>.00</b>	<b>31,300.00</b>	<b>.00</b>	<b>31,300.00</b>	<b>.00</b>
<b>DEPARTMENT TOTALS:</b>				<b>31,300.00</b>	<b>31,300.00</b>	<b>.00</b>	<b>31,300.00</b>	<b>.00</b>	<b>31,300.00</b>	<b>.00</b>
<b>PERCENT EXPENDED:</b>				<b>.0</b>	<b>PERCENT EXPENDED AND ENCUMBERED: .0</b>					
<b>230 Dept Of Transportation &amp; Engin</b>										
<b>231 Trans &amp; Eng, Director</b>										
2021	759	231	7100	44,250.00	44,250.00	18,733.11	25,516.89	.00	25,516.89	.00
2021	759	231	7200	6,560.00	6,560.00	.00	6,560.00	.00	6,560.00	.00
2021	759	231	7400	1,760.00	1,760.00	660.00	1,100.00	.00	1,100.00	.00
2021	759	231	7500	13,430.00	13,430.00	2,401.59	11,028.41	.00	11,028.41	.00
<b>DIVISION TOTALS:</b>				<b>66,000.00</b>	<b>66,000.00</b>	<b>21,794.70</b>	<b>44,205.30</b>	<b>.00</b>	<b>44,205.30</b>	<b>.00</b>
<b>232 Div Of Transportation Planning</b>										
2021	759	232	7100	69,450.00	69,450.00	28,970.93	40,479.07	.00	40,479.07	.00
2021	759	232	7200	36,000.00	36,000.00	6,000.00	30,000.00	23,250.00	6,750.00	.00
2021	759	232	7500	13,870.00	13,870.00	4,491.02	9,378.98	.00	9,378.98	.00
<b>DIVISION TOTALS:</b>				<b>119,320.00</b>	<b>119,320.00</b>	<b>39,461.95</b>	<b>79,858.05</b>	<b>23,250.00</b>	<b>56,608.05</b>	<b>.00</b>
<b>236 Division of Streetcar Operations</b>										
2021	759	236	7200	.00	1,500,000.00	.00	1,500,000.00	.00	1,500,000.00	.00
<b>DIVISION TOTALS:</b>				<b>.00</b>	<b>1,500,000.00</b>	<b>.00</b>	<b>1,500,000.00</b>	<b>.00</b>	<b>1,500,000.00</b>	<b>.00</b>
<b>DEPARTMENT TOTALS:</b>				<b>185,320.00</b>	<b>1,685,320.00</b>	<b>61,256.65</b>	<b>1,624,063.35</b>	<b>23,250.00</b>	<b>1,600,813.35</b>	<b>.00</b>
<b>PERCENT EXPENDED:</b>				<b>3.6</b>	<b>PERCENT EXPENDED AND ENCUMBERED: 5.0</b>					

759 919  
 RUN DATE: 12/14/2020  
 RUN TIME: 13.06.50

CITY OF CINCINNATI - DEPARTMENT OF FINANCE  
 DIVISION OF ACCOUNTS AND AUDITS  
 STATEMENT OF BALANCES  
 APPROPRIATED FUNDS  
 AS OF 11 / 30 / 2020

PGM ID: CFSFA104  
 PAGE: 66

Report 4

FY	FND	AGY	OBJT	ORIGINAL AUTHORIZATION	ADJUSTED AUTHORIZATION	EXPENDITURES AMOUNT	UNEXPENDED BALANCE	ENCUMBRANCE AMOUNT	UNENCUMBERED BALANCE	PRE-ENCUMBERED AMOUNT
910 Employee Benefits										
919 Public Employee Assistance										
2021	759	919	7500	260.00	260.00	.00	260.00	.00	260.00	.00
DIVISION TOTALS:				260.00	260.00	.00	260.00	.00	260.00	.00
DEPARTMENT TOTALS:				260.00	260.00	.00	260.00	.00	260.00	.00
PERCENT EXPENDED:				.0	PERCENT EXPENDED AND ENCUMBERED:			.0		
920 Employee Benefits (Cont)										
921 Workers' Comp Insurance										
2021	759	921	7500	3,670.00	3,670.00	3,112.85	557.15	.00	557.15	.00
DIVISION TOTALS:				3,670.00	3,670.00	3,112.85	557.15	.00	557.15	.00
DEPARTMENT TOTALS:				3,670.00	3,670.00	3,112.85	557.15	.00	557.15	.00
PERCENT EXPENDED:				84.8	PERCENT EXPENDED AND ENCUMBERED:			84.8		
940 Govt'Al & Prof'Al Services										
944 General Fund Overhead										
2021	759	944	7200	500,000.00	500,000.00	411,705.51	88,294.49	.00	88,294.49	.00
DIVISION TOTALS:				500,000.00	500,000.00	411,705.51	88,294.49	.00	88,294.49	.00
DEPARTMENT TOTALS:				500,000.00	500,000.00	411,705.51	88,294.49	.00	88,294.49	.00
PERCENT EXPENDED:				82.3	PERCENT EXPENDED AND ENCUMBERED:			82.3		

RUN DATE: 12/14/2020  
 RUN TIME: 13.07.12

CITY OF CINCINNATI - DEPARTMENT OF FINANCE  
 DIVISION OF ACCOUNTS AND AUDITS  
 STATEMENT OF BALANCES  
 RESTRICTED FUNDS  
 AS OF 11 / 30 / 2020

CFSFA105  
 PAGE: 1

Report 4

FND	DEPT	ORIGINAL AUTHORIZATION	ADJUSTED AUTHORIZATION	EXPENDITURES AMOUNT	UNEXPENDED BALANCE	ENCUMBRANCE AMOUNT	UNENCUMBERED BALANCE	PRE-ENCUMBERED AMOUNT
010	City Treasurer FUND							
010	000	71,525,475.99	96,369,702.97	.00	96,369,702.97	.00	96,369,702.97	.00
156	Eco Dev Rev Bonds-FSW-Tr FUND							
156	000	836,678.87	1,888.09	.00	1,888.09	.00	1,888.09	.00
157	Eco Dev Rev Bds-Conv Pl Truste FUND							
157	000	122,773.89	123,050.95	.00	123,050.95	.00	123,050.95	.00
164	Madison Circle Trust FUND							
164	000	11,150.49	11,150.49	.00	11,150.49	.00	11,150.49	.00
165	Elsinore Prop. Aquisition - Tr FUND							
165	000	8,575,858.19	8,862,895.03	.00	8,862,895.03	.00	8,862,895.03	.00
166	Graeters Bonds FUND							
166	000	293,821.87	686,150.40	651,838.35	34,312.05	.00	34,312.05	.00
201	Reproduction And Printing FUND							
201	000	687,223.79	1,022,393.83	385,161.72	637,232.11	520,271.78	116,960.33	.00
202	Fleet Services FUND							
202	000	3,024,607.78	8,652,421.95	5,178,769.91	3,473,652.04	2,241,481.81	1,232,170.23	.00
204	Water Works Stores -Materials FUND							
204	000	770,296.94	2,572,170.45	1,554,464.48	1,017,705.97	442,023.07	575,682.90	.00
205	Fuel System FUND							
205	000	2,594,612.98	6,178,794.77	3,223,648.49	2,955,146.28	532,820.82	2,422,325.46	.00
207	Recreation Stores FUND							
207	000	54,278.63	89,593.12	39,417.80	50,175.32	5,291.29	44,884.03	.00
209	Property Management Unit FUND							
209	000	2,580,154.46	3,020,649.39	334,953.89	2,685,695.50	69,418.58	2,616,276.92	.00
210	Highway Maintenance Stores FUND							
210	000	591,041.07	591,041.07	.00	591,041.07	9,628.67	581,412.40	.00
212	Employee Safety & Risk Mangmt FUND							
212	000	1,073,728.22	3,610,248.43	957,358.37	2,652,890.06	1,125,257.79	1,527,632.27	.00
213	Employee Workers' Comp FUND							
213	000	17,457,945.26	21,528,484.14	1,564,601.95	19,963,882.19	42,808.90	19,921,073.29	.00
214	Water Works Stores -Chemicals FUND							
214	000	1,025,181.47	2,331,927.67	1,610,298.92	721,628.75	5,582,458.57	-4,860,829.82	.00
304	Community Dev Block Grant FUND							
304	000	105,778.86	2,537,933.56	3,475,819.46	-937,885.90	2,214,124.77	-3,152,010.67	.00
305	CDBG Section 108 Loan Fund FUND							
305	000	.00	654,337.55	654,337.55	.00	.00	.00	.00
307	Convention Center Expansn Tax FUND							
307	000	260,920.75	675,669.73	643,511.39	32,158.34	.00	32,158.34	.00

RUN DATE: 12/14/2020  
RUN TIME: 13.07.12

CITY OF CINCINNATI - DEPARTMENT OF FINANCE  
DIVISION OF ACCOUNTS AND AUDITS  
STATEMENT OF BALANCES  
RESTRICTED FUNDS  
AS OF 11 / 30 / 2020

CFSFA105  
PAGE: 2

Report 4

FND	DEPT	ORIGINAL AUTHORIZATION	ADJUSTED AUTHORIZATION	EXPENDITURES AMOUNT	UNEXPENDED BALANCE	ENCUMBRANCE AMOUNT	UNENCUMBERED BALANCE	PRE-ENCUMBERED AMOUNT
308	Citizens Summer Jobs FUND							
308	000	165,490.80	1,180,490.80	1,620.96	1,178,869.84	.00	1,178,869.84	.00
310	Employee Relations FUND							
310	000	365.56	365.56	.00	365.56	.00	365.56	.00
311	Water Works Activity FUND							
311	000	750.71	913.71	100.20	813.51	253.40	560.11	.00
312	Water Works Private Lead Service Line Replacement FUND							
312	000	8,466,626.20	12,959,576.46	908,334.57	12,051,241.89	2,195,374.62	9,855,867.27	.00
313	Recreation Activity Fund FUND							
313	000	18,229.85	18,229.85	.00	18,229.85	.00	18,229.85	.00
314	Special Events FUND							
314	000	377,022.60	377,022.60	.00	377,022.60	4.35	377,018.25	.00
315	Fountain Square Pavilion FUND							
315	000	15,629.03	15,664.30	.00	15,664.30	.00	15,664.30	.00
317	Urban Dev Property Operations FUND							
317	000	664,725.90	796,840.62	26,950.16	769,890.46	37,335.38	732,555.08	.00
319	Contributions For Recreation FUND							
319	000	165,478.68	196,643.18	8,170.88	188,472.30	19,691.12	168,781.18	38,970.79
320	Crosley Field Trust FUND							
320	000	289,554.57	290,207.99	.00	290,207.99	.00	290,207.99	.00
321	Kroger Trust FUND							
321	000	80,104.55	80,285.32	20,000.00	60,285.32	.00	60,285.32	.00
324	Recreation Fed Grant Project FUND							
324	000	256,850.78	652,285.02	252,297.80	399,987.22	180,851.10	219,136.12	.00
326	Park Miscellaneous Revenue and Special Activities FUND							
326	000	1,459,956.75	1,429,135.50	181,270.83	1,247,864.67	261,488.78	986,375.89	.00
327	W.M. Ampt Free Concerts FUND							
327	000	47,365.00	47,365.00	2,900.00	44,465.00	1,700.00	42,765.00	.00
328	Groesbeck Endowments FUND							
328	000	145,585.78	145,585.78	.00	145,585.78	.00	145,585.78	.00
330	Park Lodge/ Pavilion Deposits FUND							
330	000	1,198,079.79	1,200,783.43	25,239.70	1,175,543.73	9,840.00	1,165,703.73	.00
331	Police Education FUND							
331	000	25,461.27	25,669.65	.00	25,669.65	3,382.32	22,287.33	.00
332	Krohn Conservatory FUND							
332	000	1,045,208.83	1,113,744.77	396,208.17	717,536.60	38,939.06	678,597.54	32,000.00
334	Columbia Parkway Greenway FUND							
334	000	36,607.65	36,690.26	36,190.00	500.26	.00	500.26	.00

RUN DATE: 12/14/2020  
RUN TIME: 13.07.12

CITY OF CINCINNATI - DEPARTMENT OF FINANCE  
DIVISION OF ACCOUNTS AND AUDITS  
STATEMENT OF BALANCES  
RESTRICTED FUNDS  
AS OF 11 / 30 / 2020

CFSFA105  
PAGE: 3

Report 4

FND	DEPT	ORIGINAL AUTHORIZATION	ADJUSTED AUTHORIZATION	EXPENDITURES AMOUNT	UNEXPENDED BALANCE	ENCUMBRANCE AMOUNT	UNENCUMBERED BALANCE	PRE-ENCUMBERED AMOUNT
336	Telecommunications Services FUND							
336	000	67,715.71	56,279.73	.00	56,279.73	22,519.92	33,759.81	.00
340	Centennial Operations FUND							
340	000	858,552.80	2,501,448.16	503,961.97	1,997,486.19	1,749,136.11	248,350.08	.00
342	New City Building Operations FUND							
342	000	366.90	9,366.90	5,815.13	3,551.77	31,870.68	-28,318.91	.00
343	Fire Safety Education FUND							
343	000	12,965.42	12,965.42	.00	12,965.42	.00	12,965.42	.00
348	Western Corridor Safe City FUND							
348	000	91,819.05	97,058.79	1,068.64	95,990.15	48,079.55	47,910.60	.00
349	Urban Renewal Debt Retirement FUND							
349	000	34,374,203.46	38,614,525.73	3,723,119.80	34,891,405.93	.00	34,891,405.93	.00
350	Public Health Research FUND							
350	000	20,784.21	2,096,011.08	1,171,316.30	924,694.78	1,370,412.04	-445,717.26	257,500.00
353	Home Health Services FUND							
353	000	1,108.20	199,137.71	1,215,890.66	-1,016,752.95	295,687.52	-1,312,440.47	18,410.00
354	Household Sewage Treatment System Fees FUND							
354	000	136,170.97	138,315.45	29.78	138,285.67	.00	138,285.67	.00
356	Continuing Professional Training FUND							
356	000	650,447.84	650,447.84	.00	650,447.84	.00	650,447.84	37,749.00
359	Blue Ash Property Acquisition FUND							
359	000	39,567.88	39,567.88	.00	39,567.88	.00	39,567.88	.00
360	Blue Ash Property Operation FUND							
360	000	81,205.88	81,205.88	.00	81,205.88	.00	81,205.88	.00
363	Solid Waste Disposal Control FUND							
363	000	41,908.64	53,120.07	39,082.13	14,037.94	.00	14,037.94	.00
366	Federal Asset Forfeiture - Treasury FUND							
366	000	220,741.37	221,239.50	.00	221,239.50	.00	221,239.50	.00
367	Federal Asset Forfeiture - Justice FUND							
367	000	1,218,610.17	1,294,751.96	28,874.41	1,265,877.55	410,087.75	855,789.80	61,182.87
368	Law Enforcement Grant FUND							
368	000	114,488.85	1,276,275.87	1,041,885.69	234,390.18	419,222.35	-184,832.17	23,190.00
369	Criminal Actv Forfeiture State FUND							
369	000	725,642.50	1,206,590.31	317,780.39	888,809.92	507,740.09	381,069.83	.00
370	Drug Offender Fines Forfeiture FUND							
370	000	48,732.68	61,648.43	7,168.57	54,479.86	110.00	54,369.86	.00
372	DUI Enforcement FUND							
372	000	97,054.99	101,402.84	1,726.44	99,676.40	13,427.63	86,248.77	.00



RUN DATE: 12/14/2020  
RUN TIME: 13.07.12

CITY OF CINCINNATI - DEPARTMENT OF FINANCE  
DIVISION OF ACCOUNTS AND AUDITS  
STATEMENT OF BALANCES  
RESTRICTED FUNDS  
AS OF 11 / 30 / 2020

CFSFA105  
PAGE: 4

Report 4

FND	DEPT	ORIGINAL AUTHORIZATION	ADJUSTED AUTHORIZATION	EXPENDITURES AMOUNT	UNEXPENDED BALANCE	ENCUMBRANCE AMOUNT	UNENCUMBERED BALANCE	PRE-ENCUMBERED AMOUNT
373	IRS Forfeiture FUND							
373	000	24,933.47	24,989.74	.00	24,989.74	7,910.31	17,079.43	.00
376	Anti-Prostitution Fund FUND							
376	000	83,756.57	90,006.57	76,554.97	13,451.60	.00	13,451.60	.00
381	Cincinnati Abatement Project FUND							
381	000	26.97	-3,042.15	46,452.21	-49,494.36	1,297,782.93	-1,347,277.29	.00
384	Sewers - Activity FUND							
384	000	780.99	780.99	.00	780.99	.00	780.99	.00
386	Empowerment Zone FUND							
386	000	375,993.57	378,407.88	.00	378,407.88	86,368.00	292,039.88	.00
387	Lead Hazard Control FUND							
387	000	-160,009.50	-160,009.50	91,728.04	-251,737.54	4,388,082.22	-4,639,819.76	.00
389	Communications & Marketing Actv FUND							
389	000	201,373.28	201,373.28	3,594.31	197,778.97	38,045.04	159,733.93	.00
390	Fire Education FUND							
390	000	65,594.02	65,594.02	-501.78	66,095.80	8,370.00	57,725.80	.00
391	Women & Infants Food Grnt Prog FUND							
391	000	349.65	1,538,214.11	1,202,010.41	336,203.70	131,837.60	204,366.10	.00
393	Metropolitan Medical Response-Contract Funds FUND							
393	000	68,134.64	68,134.64	.00	68,134.64	.00	68,134.64	.00
396	Council Lobbying FUND							
396	000	1,924.00	1,924.00	.00	1,924.00	.00	1,924.00	.00
403	Yeatman's Cove Park Trust FUND							
403	000	701,071.50	702,653.57	.00	702,653.57	.00	702,653.57	.00
405	Vending Program FUND							
405	000	92,573.96	92,668.98	.00	92,668.98	.00	92,668.98	.00
411	Home Investment Trust FUND							
411	000	2,162,353.82	2,301,211.78	1,791,181.39	510,030.39	2,271,177.70	-1,761,147.31	.00
412	Food Service License Fees FUND							
412	000	610,697.70	637,465.08	472,200.00	165,265.08	27,593.53	137,671.55	.00
413	Swimming Pool License Fees FUND							
413	000	40,040.85	37,177.28	43,386.83	-6,209.55	21,434.30	-27,643.85	.00
414	Infectious Waste FUND							
414	000	456.08	456.08	.00	456.08	.00	456.08	.00
415	Immunization Action Plan FUND							
415	000	129,875.97	219,157.89	81,508.52	137,649.37	5,455.22	132,194.15	.00
420	Public Employee Assistance Pro FUND							
420	000	325,342.95	323,559.67	205,899.12	117,660.55	28,707.32	88,953.23	.00

RUN DATE: 12/14/2020  
RUN TIME: 13.07.12

CITY OF CINCINNATI - DEPARTMENT OF FINANCE  
DIVISION OF ACCOUNTS AND AUDITS  
STATEMENT OF BALANCES  
RESTRICTED FUNDS  
AS OF 11 / 30 / 2020

CFSFA105  
PAGE: 5

Report 4

FND	DEPT	ORIGINAL AUTHORIZATION	ADJUSTED AUTHORIZATION	EXPENDITURES AMOUNT	UNEXPENDED BALANCE	ENCUMBRANCE AMOUNT	UNENCUMBERED BALANCE	PRE-ENCUMBERED AMOUNT
425	Heart Health In Ham County FUND							
425	000	89.59	-8,443.00	93,553.64	-101,996.64	20,000.00	-121,996.64	.00
428	Urban Forestry FUND							
428	000	197,214.16	207,084.00	5,020.00	202,064.00	29,146.30	172,917.70	.00
430	Parks Private Endowment FUND							
430	000	446,154.57	843,380.97	272,689.14	570,691.83	475,841.06	94,850.77	.00
435	Human Relations FUND							
435	000	1,000.00	1,000.00	.00	1,000.00	.00	1,000.00	.00
436	Environmental Studies FUND							
436	000	230,433.75	231,183.75	8,508.92	222,674.83	118,227.53	104,447.30	.00
438	Neighborhood Stabilization FUND							
438	000	617,829.10	617,829.10	.00	617,829.10	.00	617,829.10	.00
439	Affordable Housting Trust Fund FUND							
439	000	1,300.00	1,300.00	.00	1,300.00	.00	1,300.00	.00
444	Armlerder Projects FUND							
444	000	1,747,143.19	1,751,085.87	.00	1,751,085.87	.00	1,751,085.87	.00
445	Emergency Shelter FUND							
445	000	200,000.00	596,441.99	421,254.41	175,187.58	670,057.24	-494,869.66	.00
446	Health Network FUND							
446	000	116,062.60	1,282,165.99	4,995,836.05	-3,713,670.06	2,896,570.05	-6,610,240.11	.00
448	Health Care For The Homeless FUND							
448	000	165,465.44	329,710.75	30,901.29	298,809.46	17,496.59	281,312.87	.00
456	Public Safety Special Projects FUND							
456	000	24,531.13	29,191.13	.00	29,191.13	8,807.26	20,383.87	.00
465	Housing Opp People With Aids FUND							
465	000	.00	866,441.94	870,765.94	-4,324.00	710,627.86	-714,951.86	.00
468	Avondale Equiv FUND							
468	000	750,789.71	881,527.66	156,300.73	725,226.93	.00	725,226.93	.00
472	Fire Grants FUND							
472	000	340,834.45	1,938,290.96	1,956,227.07	-17,936.11	133,135.00	-151,071.11	.00
473	COVID-19 FUND							
473	000	15,498,196.47	51,695,921.77	46,667,174.86	5,028,746.91	4,726,023.14	302,723.77	.00
476	UASI Grant FUND							
476	000	10,563.95	10,563.95	.00	10,563.95	.00	10,563.95	.00
478	Justice Assistance Grant FUND							
478	000	373,393.08	374,205.90	46,319.26	327,886.64	201,143.75	126,742.89	.00
479	FEMA - Flood 2018 FUND							
479	000	.00	7,841.84	.00	7,841.84	.00	7,841.84	.00

RUN DATE: 12/14/2020  
RUN TIME: 13.07.12

CITY OF CINCINNATI - DEPARTMENT OF FINANCE  
DIVISION OF ACCOUNTS AND AUDITS  
STATEMENT OF BALANCES  
RESTRICTED FUNDS  
AS OF 11 / 30 / 2020

CFSFA105  
PAGE: 6

Report 4

FND	DEPT	ORIGINAL AUTHORIZATION	ADJUSTED AUTHORIZATION	EXPENDITURES AMOUNT	UNEXPENDED BALANCE	ENCUMBRANCE AMOUNT	UNENCUMBERED BALANCE	PRE-ENCUMBERED AMOUNT
480	Queensgate South Dist Equiv FUND							
480	000	890,157.32	1,152,634.39	154,399.56	998,234.83	.00	998,234.83	.00
481	Downtown South/Riverfront Equivalent FUND							
481	000	4,071,025.37	7,361,843.96	1,840,055.25	5,521,788.71	1,000,000.00	4,521,788.71	.00
482	Downtown/OTR West Equivalent FUND							
482	000	5,115,274.90	5,463,367.69	1,103,439.58	4,359,928.11	66,358.00	4,293,570.11	.00
483	Downtown/OTR East Equivalent FUND							
483	000	11,305,183.79	12,333,048.63	4,584,502.70	7,748,545.93	.00	7,748,545.93	.00
484	Center Hill-Carthage/SPUR District Equivalent FUND							
484	000	292,556.39	307,034.86	4,207.40	302,827.46	.00	302,827.46	.00
485	Walnut Hills Equivalent FUND							
485	000	1,542,616.44	2,139,082.61	1,010,697.79	1,128,384.82	.00	1,128,384.82	.00
486	East Walnut Hills Equivalent FUND							
486	000	2,285,499.33	948,750.72	326,705.29	622,045.43	.00	622,045.43	.00
487	CUF/Heights Equivalent FUND							
487	000	4,376,161.58	5,484,323.95	1,870,915.12	3,613,408.83	2,100,000.00	1,513,408.83	.00
488	Corryville Equivalent FUND							
488	000	2,860,551.52	4,375,169.59	1,265,115.24	3,110,054.35	399,312.00	2,710,742.35	.00
489	Bond Hill Equivalent TIF District 10 FUND							
489	000	606,546.91	784,973.52	51,651.99	733,321.53	.00	733,321.53	.00
490	Evanston Equivalent FUND							
490	000	886,999.68	958,685.78	118,520.83	840,164.95	.00	840,164.95	.00
491	Municipal Public Improvt Equiv FUND							
491	000	4,300,940.07	8,798,007.88	3,482,625.56	5,315,382.32	236.06	5,315,146.26	.00
492	West Price Hill Equiv FUND							
492	000	58,999.04	66,130.30	46,017.60	20,112.70	.00	20,112.70	.00
493	Price Hill Equiv FUND							
493	000	121,994.15	138,862.86	5,097.44	133,765.42	.00	133,765.42	.00
494	East Price Hill Equiv FUND							
494	000	309,360.45	449,783.45	150,505.54	299,277.91	.00	299,277.91	.00
495	Lower Price Hill Equiv FUND							
495	000	386,103.31	438,185.25	15,429.08	422,756.17	.00	422,756.17	.00
496	Westwood 1 Equiv FUND							
496	000	155,076.78	184,963.62	8,763.11	176,200.51	.00	176,200.51	.00
497	Westwood 2 Equiv FUND							
497	000	4,179.06	21,339.80	21,339.80	.00	.00	.00	.00
498	Madisonville Equiv FUND							
498	000	1,642,368.50	1,967,428.17	852,699.13	1,114,729.04	.00	1,114,729.04	.00

RUN DATE: 12/14/2020  
 RUN TIME: 13.07.12

CITY OF CINCINNATI - DEPARTMENT OF FINANCE  
 DIVISION OF ACCOUNTS AND AUDITS  
 STATEMENT OF BALANCES  
 RESTRICTED FUNDS  
 AS OF 11 / 30 / 2020

CFSFA105  
 PAGE: 7

Report 4

<u>FND</u>	<u>DEPT</u>	<u>ORIGINAL AUTHORIZATION</u>	<u>ADJUSTED AUTHORIZATION</u>	<u>EXPENDITURES AMOUNT</u>	<u>UNEXPENDED BALANCE</u>	<u>ENCUMBRANCE AMOUNT</u>	<u>UNENCUMBERED BALANCE</u>	<u>PRE-ENCUMBERED AMOUNT</u>
499	Oakley Equiv FUND							
499	000	1,815,562.48	2,145,607.66	321,839.50	1,823,768.16	.00	1,823,768.16	.00
601	Prepaid Property Settlement FUND							
601	000	389,466.72	418,411.72	.00	418,411.72	.00	418,411.72	.00
604	Unclassified Receipts FUND							
604	000	13,058.09	50,193.88	.00	50,193.88	.00	50,193.88	.00
605	Undistributed City Income Tax FUND							
605	000	7,939,594.50	7,939,594.50	.00	7,939,594.50	.00	7,939,594.50	.00
608	Federal Taxes W/H FUND							
608	000	36,294.93	36,762.50	.00	36,762.50	.00	36,762.50	.00
610	United Way Withholding FUND							
610	000	19,255.03	28,317.93	.00	28,317.93	.00	28,317.93	.00
611	Union Dues Withholding FUND							
611	000	37,664.77	39,248.65	.00	39,248.65	.00	39,248.65	.00
612	State Pension Systems W/H FUND							
612	000	1,847,986.81	1,454,840.98	.00	1,454,840.98	.00	1,454,840.98	.00
614	Employee Salary W/H FUND							
614	000	65,730.47	71,760.59	.00	71,760.59	.00	71,760.59	.00
615	Ohio Sales Tax Deposits FUND							
615	000	69,639.37	52,950.10	.00	52,950.10	.00	52,950.10	.00
616	Fire Insurance Escrow FUND							
616	000	1,232,182.23	1,221,654.09	.00	1,221,654.09	20,000.00	1,201,654.09	.00
617	Admissions Tax Bonds FUND							
617	000	41,174.16	41,274.16	.00	41,274.16	.00	41,274.16	.00
618	Towing Charges Private Operatr FUND							
618	000	124,814.59	407,440.42	289,100.04	118,340.38	534,538.67	-416,198.29	.00
619	State Food Service Deposits FUND							
619	000	41,883.21	43,289.21	.00	43,289.21	.00	43,289.21	.00
621	State Vital Statistics Deposit FUND							
621	000	757,207.59	699,025.20	.00	699,025.20	.00	699,025.20	.00
622	State Swimming Pool Deposits FUND							
622	000	6,401.52	306.52	.00	306.52	.00	306.52	.00
623	Street Restoration FUND							
623	000	2,093,666.03	2,248,149.20	.00	2,248,149.20	.00	2,248,149.20	.00
625	Inspection Private St And Sewe FUND							
625	000	240,717.25	209,503.15	.00	209,503.15	.00	209,503.15	.00
626	Unclaimed Wages & Other Pay FUND							
626	000	306,934.20	306,934.20	.00	306,934.20	.00	306,934.20	.00

RUN DATE: 12/14/2020  
RUN TIME: 13.07.12

CITY OF CINCINNATI - DEPARTMENT OF FINANCE  
DIVISION OF ACCOUNTS AND AUDITS  
STATEMENT OF BALANCES  
RESTRICTED FUNDS  
AS OF 11 / 30 / 2020

CFSFA105  
PAGE: 8

Report 4

FND	DEPT	ORIGINAL AUTHORIZATION	ADJUSTED AUTHORIZATION	EXPENDITURES AMOUNT	UNEXPENDED BALANCE	ENCUMBRANCE AMOUNT	UNENCUMBERED BALANCE	PRE-ENCUMBERED AMOUNT
627	Deferred Compensation W/H FUND							
627	000	34,814.71	24,288.29	.00	24,288.29	.00	24,288.29	.00
628	State Income Tax W/H FUND							
628	000	37,366.47	80,316.33	.00	80,316.33	.00	80,316.33	.00
630	Cable Access Management FUND							
630	000	592,107.92	634,002.69	24,158.36	609,844.33	11,928.11	597,916.22	.00
632	Local And School Withholding FUND							
632	000	38,445.56	50,986.74	.00	50,986.74	.00	50,986.74	.00
634	Buildings Escrow Deposits FUND							
634	000	138,845.91	152,888.54	.00	152,888.54	.00	152,888.54	.00
635	Buildings State Surcharge Fee FUND							
635	000	17,898.93	64,765.11	.00	64,765.11	.00	64,765.11	.00
636	Flexible Benefit Program FUND							
636	000	1,086,031.10	1,752,421.85	76,976.00	1,675,445.85	214,004.00	1,461,441.85	.00
638	Other City Deposits FUND							
638	000	.00	1,071.21	.00	1,071.21	.00	1,071.21	.00
639	Police Property Room Deposits FUND							
639	000	3,668,253.83	4,043,492.81	.00	4,043,492.81	.00	4,043,492.81	.00
702	Enterprise Technology Solutions FUND							
702	000	2,369,028.51	4,920,719.08	2,216,479.49	2,704,239.59	2,423,161.54	281,078.05	.00
704	MSD Capital Improvements FUND							
704	000	97,145,553.93	97,145,553.93	52,268,676.59	44,876,877.34	101,253,006.21	-56,376,128.87	.00
706	W.M. Ampt Endowment FUND							
706	000	130,618.89	134,162.10	.00	134,162.10	.00	134,162.10	.00
707	Groesbeck Endowment FUND							
707	000	38,467.46	42,550.84	.00	42,550.84	.00	42,550.84	.00
708	Schmidlapp Park Music FUND							
708	000	51,327.43	51,450.51	.00	51,450.51	.00	51,450.51	.00
711	Risk Management FUND							
711	000	30,516,492.37	67,575,597.14	36,975,888.14	30,599,709.00	32,173,224.33	-1,573,515.33	.00
715	Convention Facility Authority FUND							
715	000	2,146,351.48	1,902,837.57	2,500.00	1,900,337.57	1,516,873.00	383,464.57	.00
751	Recreation PIF FUND							
751	000	307,581.59	307,581.59	.00	307,581.59	.00	307,581.59	.00
752	Park Board PIF FUND							
752	000	2,412,481.12	2,471,554.59	122,500.00	2,349,054.59	97,500.00	2,251,554.59	.00
753	Expressways/Gateways PIF FUND							
753	000	1,549,335.10	1,670,223.86	.00	1,670,223.86	.00	1,670,223.86	.00

RUN DATE: 12/14/2020  
 RUN TIME: 13.07.12

CITY OF CINCINNATI - DEPARTMENT OF FINANCE  
 DIVISION OF ACCOUNTS AND AUDITS  
 STATEMENT OF BALANCES  
 RESTRICTED FUNDS  
 AS OF 11 / 30 / 2020

CFSFA105  
 PAGE: 9

<u>FND</u>	<u>DEPT</u>	<u>ORIGINAL AUTHORIZATION</u>	<u>ADJUSTED AUTHORIZATION</u>	<u>EXPENDITURES AMOUNT</u>	<u>UNEXPENDED BALANCE</u>	<u>ENCUMBRANCE AMOUNT</u>	<u>UNENCUMBERED BALANCE</u>	<u>PRE-ENCUMBERED AMOUNT</u>
754	Working Capital Reserve FUND							
754	000	32,718,657.65	35,521,737.00	.00	35,521,737.00	.00	35,521,737.00	.00
756	Water Works PIF FUND							
756	000	57,575,002.66	89,560,081.28	9,775,643.55	79,784,437.73	10,477,782.18	69,306,655.55	10,871,836.56
757	Miscellaneous PIF FUND							
757	000	3,733,533.07	4,695,325.35	.00	4,695,325.35	.00	4,695,325.35	.00
758	Income Tax PIF FUND							
758	000	28,897,549.68	35,153,821.91	17,827,141.31	17,326,680.60	.00	17,326,680.60	.00
761	Special Housing PIF FUND							
761	000	3,170,123.03	820,233.88	.00	820,233.88	.00	820,233.88	.00
762	Urban Redev Tax Incrmt Equivlt FUND							
762	000	4,926,354.74	10,047,319.71	4,453,924.61	5,593,395.10	.00	5,593,395.10	.00
763	Urban Redev Tax Incrmt Equivlt II FUND							
763	000	96,999.53	1,662,703.13	414,168.60	1,248,534.53	309,249.09	939,285.44	.00
791	Sidewalk Assessments FUND							
791	000	1,322,747.66	1,402,180.39	17,587.18	1,384,593.21	183,681.96	1,200,911.25	.00
792	Forestry Assessments FUND							
792	000	2,102,223.99	2,199,194.33	887,441.02	1,311,753.31	584,299.96	727,453.35	.00
793	Blem Assessment FUND							
793	000	916,476.98	1,348,572.96	209,876.02	1,138,696.94	184,593.08	954,103.86	.00
794	Private Street Dedication FUND							
794	000	237,964.26	240,673.48	130.15	240,543.33	.00	240,543.33	.00
795	Downtown Special Improvemt FUND							
795	000	.00	1,403,671.82	1,403,671.82	.00	.00	.00	.00
812	Police & Fire Refunding 2000 FUND							
812	000	.00	.00	.00	.00	.00	.00	.00
816	Focus 52 Program FUND							
816	000	.00	.00	.00	.00	.00	.00	.00
852	Urban Renewal Tax Increment FUND							
852	000	30,633.29	6,228.80	.00	6,228.80	.00	6,228.80	.00
862	Urban Development FUND							
862	000	31,161.15	9,661.15	.00	9,661.15	.00	9,661.15	.00
882	Master Lease Program FUND							
882	000	.00	2,094,276.00	2,094,276.00	.00	1,746,768.83	-1,746,768.83	.00
883	Revolving Energy Loan FUND							
883	000	517,832.50	517,832.50	.00	517,832.50	.00	517,832.50	.00
885	Water Works Improvement FUND							
885	000	807,553.76	808,447.84	637,126.49	171,321.35	5,702.84	165,618.51	.00

RUN DATE: 12/14/2020  
RUN TIME: 13.07.12

CITY OF CINCINNATI - DEPARTMENT OF FINANCE  
DIVISION OF ACCOUNTS AND AUDITS  
STATEMENT OF BALANCES  
RESTRICTED FUNDS  
AS OF 11 / 30 / 2020

CFSFA105  
PAGE: 10

Report 4

<u>FND</u>	<u>DEPT</u>	<u>ORIGINAL AUTHORIZATION</u>	<u>ADJUSTED AUTHORIZATION</u>	<u>EXPENDITURES AMOUNT</u>	<u>UNEXPENDED BALANCE</u>	<u>ENCUMBRANCE AMOUNT</u>	<u>UNENCUMBERED BALANCE</u>	<u>PRE-ENCUMBERED AMOUNT</u>
886	Water Works Improvement FUND							
886	000	618,511.88	21,087,231.23	17,466,745.09	3,620,486.14	16,568,548.61	-12,948,062.47	8,640,714.47
980	Capital Projects FUND							
980	000	135,686,522.95	199,583,697.13	46,786,453.68	152,797,243.45	101,539,720.06	51,257,523.39	610,297.17

**January 21, 2021**

**To:** Mayor and Members of City Council **202100180**

**From:** Paula Boggs Muething, City Manager

**Subject: Emergency Ordinance – Cincinnati Park Board Commissioner Funds and Donations**

---

Attached is an Emergency Ordinance captioned:

**AUTHORIZING** the City Manager to accept a donation totaling \$600,000 from the Cincinnati Park Board Commissioner’s Fund for the purpose of purchasing horticultural supplies, executing maintenance contracts, providing salary reimbursements, reimbursing the City for Inwood Park playground equipment, providing for Krohn Conservatory’s gift shop inventory, and providing resources for other vital costs associated with running the City’s parks; and **AUTHORIZING** the Finance Director to deposit the funds into Parks Private Endowment and Donations Fund 430.

This Emergency Ordinance would authorize the City Manager to accept a donation totaling \$600,000 from the Cincinnati Park Board Commissioner’s Fund. The purpose of the funding is to provide support for purchasing horticultural supplies, executing maintenance contracts, providing salary reimbursements, reimbursing the City for Inwood Park playground equipment, providing for Krohn Conservatory’s gift shop inventory, and providing resources for other vital costs associated with running the City’s parks.

No additional FTE are associated with this grant, and matching funds are not required.

This Emergency Ordinance would also authorize the Finance Director to deposit the funds into Parks Private Endowment and Donations Fund 430.

This Emergency Ordinance is in accordance with the Sustain goal to “Preserve our natural and built environment” and strategy to “Protect our natural resources,” as described on pages 194 – 196 of Plan Cincinnati (2012).

The reason for the emergency is the immediate need to ensure necessary resources are available for the identified services and goods essential for the ongoing function of the City’s parks.

The Administration recommends passage of this Emergency Ordinance.

cc: Christopher A. Bigham, Assistant City Manager  
Karen Alder, Finance Director

Attachment





## **EMERGENCY**

**KMB**

**- 2021**

**AUTHORIZING** the City Manager to accept a donation totaling \$600,000 from the Cincinnati Park Board Commissioner's Fund for the purpose of purchasing horticultural supplies, executing maintenance contracts, providing salary reimbursements, reimbursing the City for Inwood Park playground equipment, providing for Krohn Conservatory's gift shop inventory, and providing resources for other vital costs associated with running the City's parks; and **AUTHORIZING** the Finance Director to deposit the funds into Parks Private Endowment and Donations Fund 430.

WHEREAS, the Park Board Commissioner's Fund consists of funds received from endowments and donations from various entities to support the Cincinnati Park Board; and

WHEREAS, acceptance of a donation totaling \$600,000 from the Cincinnati Park Board Commissioner's Fund will enable the Cincinnati Parks Department to purchase horticultural supplies, execute maintenance contracts, provide salary reimbursements, reimburse the City for Inwood Park playground equipment, provide for Krohn Conservatory's gift shop inventory, and provide resources for other vital costs associated with running the City's parks; and

WHEREAS, the Cincinnati Board of Park Commissioners approved the use of \$600,000 and requested the distribution of the resources from the Park Board Commissioner's Fund; and

WHEREAS, there is no match requirement associated with the acceptance of this donation; and

WHEREAS, there are no new FTEs associated with the acceptance of this donation; and

WHEREAS, the acceptance of the donation is in accordance with the "Sustain" goal to "Preserve our natural and built environment" and strategy to "Protect our natural resources," as described on pages 194 – 196 of Plan Cincinnati (2012); now, therefore,

**BE IT ORDAINED** by the Council of the City of Cincinnati, State of Ohio:

Section 1. That the City Manager is hereby authorized to accept a donation totaling \$600,000 from the Cincinnati Park Board Commissioner's Fund to purchase horticultural supplies, execute maintenance contracts, provide salary reimbursements, reimburse the City for

Inwood Park playground equipment, provide for Krohn Conservatory's gift shop inventory, and provide resources for other vital costs associated with running the City's parks.

Section 2. That the Finance Director is hereby authorized to deposit the donated funds into Parks Private Endowment and Donations Fund 430.

Section 3. That the proper City officials are hereby authorized to do all things necessary and proper to comply with the terms of Sections 1 and 2 hereof.

Section 4. That this ordinance shall be an emergency measure necessary for the preservation of public peace, health, safety, and general welfare and shall, subject to the terms of Article II, Section 6 of the Charter, be effective immediately. The reason for the emergency is the immediate need to ensure necessary resources are available for the identified services and goods essential for the ongoing function of the City's parks.

Passed: \_\_\_\_\_, 2021

\_\_\_\_\_  
John Cranley, Mayor

Attest: \_\_\_\_\_  
Clerk

**January 25, 2021**

**To:** Members of the Budget and Finance Committee **202100271**

**From:** Paula Boggs Muething, City Manager

**Subject: Emergency Ordinance – Coronavirus Response and Relief Supplemental Appropriations for Rental Assistance**

---

Attached is an Emergency Ordinance captioned:

**AUTHORIZING** the City Manager to accept the sum of up to \$9,072,046 from the United States Department of Treasury as provided by the Coronavirus Response and Relief Supplemental Appropriations Act for the purpose of providing resources for an Emergency Rental Assistance program to assist households that are unable to pay rent and utilities due to the COVID-19 pandemic; and further **AUTHORIZING** the Finance Director to deposit the funds in Fund 473, “COVID-19” revenue account no. 473x8543.

This Emergency Ordinance would authorize the City Manager to accept the sum of up to \$9,072,046 from the United States Department of Treasury as provided by the Coronavirus Response and Relief Supplemental Appropriations Act. The purpose of the funding is to provide resources for an Emergency Rental Assistance program to assist households that are unable to pay rent and utilities due to the COVID-19 pandemic.

This Emergency Ordinance would also authorize the Finance Director to deposit the funds into Fund 473, “COVID-19” revenue account no. 473x8543.

The City Administration is working on program details and will bring an appropriation ordinance to City Council once guidance is received from the United States Department of Treasury on eligible uses of the funds.

The reason for the emergency is the immediate need to accept the funds in a timely manner.

The Administration recommends passage of this Emergency Ordinance.

cc: Christopher A. Bigham, Assistant City Manager  
Karen Alder, Finance Director

Attachment



## **EMERGENCY**

**CMZ**

**- 2021**

**AUTHORIZING** the City Manager to accept the sum of up to \$9,072,046 from the United States Department of Treasury as provided by the Coronavirus Response and Relief Supplemental Appropriations Act for the purpose of providing resources for an Emergency Rental Assistance program to assist households that are unable to pay rent and utilities due to the COVID-19 pandemic; and further **AUTHORIZING** the Finance Director to deposit the funds in Fund 473, “COVID-19” revenue account no. 473x8543.

WHEREAS, the City is eligible to receive additional funding from the United States Department of the Treasury pursuant to the Coronavirus Response and Relief Supplemental Appropriations Act; and

WHEREAS, the additional funds received by the City will be used to establish an Emergency Rental Assistance program to assist households that are unable to pay rent and utilities due to the COVID-19 pandemic; and

WHEREAS, additional guidance will be forthcoming from the Department of Treasury on eligible uses of the funds and an ordinance will be presented to City Council to appropriate the funds once that guidance is provided; now, therefore,

BE IT ORDAINED by the Council of the City of Cincinnati, State of Ohio:

Section 1. That the City Manager is hereby authorized to accept a Coronavirus Response and Relief Supplemental Appropriations allocation from the United States Department of Treasury in an amount up to \$9,072,046 for the purpose of providing reimbursement of or resources for an Emergency Rental Assistance program related to COVID-19 response.

Section 2. That the Director of Finance is hereby authorized to receive and deposit the funds into Fund 473, “COVID-19” revenue account no. 473x8543.

Section 3. That the proper City officials are hereby authorized to do all things necessary and proper to implement the provisions of Sections 1 through 2 herein.

Section 4. That this ordinance shall be an emergency measure necessary for the preservation of the public peace, health, safety, and general welfare and shall, subject to the terms of Article II, Section 6 of the Charter, be effective immediately. The reason for the emergency is the immediate need to accept the funds in a timely manner.

Passed: \_\_\_\_\_, 2021

\_\_\_\_\_  
John Cranley, Mayor

Attest: \_\_\_\_\_  
Clerk