



City of Cincinnati

801 Plum Street
Cincinnati, Ohio 45202

CALENDAR

Cincinnati City Council

Thursday, September 8, 2022

2:00 PM

Council Chambers, Room 300

ROLL CALL

PRAYER AND PLEDGE OF ALLEGIANCE

FILING OF THE JOURNAL

MAYOR AFTAB

Cincinnati Board of Health

1. [202201560](#) **REAPPOINTMENT**, submitted by Mayor Aftab Pureval, I hereby appoint Surmeet Bedi, MD, to the Cincinnati Board of Health for a term of three years. This appointment is submitted to City Council for its advice and consent pursuant to its Rules. (Female/Asian American).

Recommendation CONFIRM

Sponsors: Mayor

2. [202201699](#) **REAPPOINTMENT**, submitted by Mayor Aftab Pureval, I hereby reappoint Edward Herzig, MD to the Cincinnati Board of Health for a term of three years. This appointment is submitted to City Council for its advice and consent pursuant to its Rules. (Male/White).

Recommendation HOLD ONE WEEK PURSUANT TO THE RULES OF COUNCIL

Sponsors: Mayor

Cincinnati Retirement System Board of Trustees

3. [202201561](#) **APPOINTMENT**, submitted by Mayor Aftab Pureval, I hereby appoint Sheila Simmons, CEPA, to the Board of Trustees for the Cincinnati Retirement System for a term of four years. This appointment is submitted to City Council for its advice and consent pursuant to its Rules. (Female/African American).

Recommendation CONFIRM

Sponsors: Mayor

4. [202201755](#) **APPOINTMENT**, submitted by Mayor Aftab Pureval, I hereby appoint Tom West to the Board of Trustees for the Cincinnati Retirement System to fill the unexpired term of Erica Winstead, expiring on September 23, 2024. This appointment is submitted to City Council for its advice and consent pursuant to its Rules. (Male/White).

Recommendation HOLD ONE WEEK PURSUANT TO THE RULES OF COUNCIL

Sponsors: Mayor

Cincinnati Elections Commission

5. [202201563](#) **APPOINTMENT**, submitted by Mayor Aftab Pureval, I hereby appoint Terry Rath to the Cincinnati Elections Commission for a term of four years beginning at the statutorily assigned date of December 1, 2022, to serve as the Charter-required Hamilton County GOP nominated representative. This appointment is submitted to City Council for its advice and consent pursuant to its Rules. (Male/White).

Recommendation CONFRIM

Sponsors: Mayor

Port of Greater Cincinnati Development Authority

6. [202201564](#) **APPOINTMENT**, submitted by Mayor Aftab Pureval, I hereby appoint Roxanne Qualls to the Port of Greater Cincinnati Development Authority for a term of four years. This appointment is submitted to City Council for its advice and consent pursuant to its Rules. (Female/White).

Recommendation CONFIRM

Sponsors: Mayor

Citizen Complaint Authority

7. [202201630](#) **APPOINTMENT**, submitted by Mayor Aftab Pureval, I hereby appoint Renee Mahaffey Harris to the Citizen Complaint Authority for a term of two years. This appointment is submitted to City Council for its advice and consent pursuant to its Rules. (Female/African American).

Recommendation CONFIRM

Sponsors: Mayor

8. [202201698](#) **APPOINTMENT**, submitted by Mayor Aftab Pureval, I hereby appoint Ashley Harp to the Citizen Complaint Authority for a term of two years. This appointment is submitted to City Council for its advice and consent pursuant to its Rules. (Female/African American).

Recommendation HOLD ONE WEEK PURSUANT TO THE RULES OF COUNCIL

Sponsors: Mayor

9. [202201753](#) **REAPPOINTMENT**, submitted by Mayor Aftab Pureval, I hereby reappoint Tracey Johnson to the Citizen Complaint Authority for a term of two years. This appointment is submitted to City Council for its advice and consent pursuant to its Rules. (Female/African American).

Recommendation HOLD ONE WEEK PURSUANT TO THE RULES OF COUNCIL

Sponsors: Mayor

10. [202201754](#) **REAPPOINTMENT**, submitted by Mayor Aftab Pureval, I hereby reappoint Wanda Spivey to the Citizen Complaint Authority for a term of two years. This appointment is submitted to City Council for its advice and consent pursuant to its Rules. (Female/African American).

Recommendation HOLD ONE WEEK PURSUANT TO THE RULES OF COUNCIL

Sponsors: Mayor

Convention Facilities Authority

11. [202201651](#) **APPOINTMENT**, submitted by Mayor Aftab Pureval, I hereby appoint Keizayla Fambro to the Convention Facilities Authority for a term of four years. This appointment is submitted to City Council for its advice and consent pursuant to its Rules. (Female/African American).

Recommendation CONFIRM

Sponsors: Mayor

Cincinnati Planning Commission

12. [202201657](#) **REAPPOINTMENT**, submitted by Mayor Aftab Pureval, I hereby appoint John Eby to the Cincinnati Planning Commission for a term of five years. This appointment is submitted to City Council for its advice and consent pursuant to its Rules. (Male/White).

Recommendation CONFIRM

Sponsors: Mayor

FC Cincinnati Community Coalition

13. [202201707](#) **APPOINTMENT**, submitted by Mayor Aftab Pureval, I hereby appoint Mark Alexander to the FC Cincinnati Community Coalition, having been submitted to my office by the West End Community Council as one of their two allotted representatives, for a term of three years. This appointment is submitted to City Council for its advice and consent pursuant to its Rules. (Male/African American).

Recommendation HOLD ONE WEEK PURSUANT TO THE RULES OF COUNCIL

Sponsors: Mayor

14. [202201708](#) **APPOINTMENT**, submitted by Mayor Aftab Pureval, I hereby appoint Patricia Charlton to the FC Cincinnati Community Coalition, having been submitted to my office by the City West Neighborhood Association, Inc. as their allotted representative, for a term of three years. This appointment is submitted to City Council for its advice and consent pursuant to its Rules. (Female/African American).

Recommendation HOLD ONE WEEK PURSUANT TO THE RULES OF COUNCIL

Sponsors: Mayor

15. [202201756](#) **APPOINTMENT**, submitted by Mayor Aftab Pureval, I hereby appoint Meeka Owens to the FC Cincinnati Community Coalition for a term of three years. This appointment is submitted to City Council for its advice and consent pursuant to its Rules. (Female/African American).

Recommendation HOLD ONE WEEK PURSUANT TO THE RULES OF COUNCIL

Sponsors: Mayor

MS. KEARNEY

16. [202201723](#) **ORDINANCE (EMERGENCY)**, submitted by Vice Mayor Kearney, from Emily Smart Woerner, Interim City Solicitor, **ESTABLISHING** the Diversity, Equity,

Inclusion and Accessibility Task Force ("Task Force"), a joint effort of the City of Cincinnati's Office of Human Relations and Office of Aging and Accessibility, whose mission shall be to make recommendations to the Mayor, Council, and the City Manager regarding the development of a City policy on diversity, equity, inclusion, and accessibility; and DETERMINING that the goal of the Task Force shall be to recommend policy initiatives to the Mayor and Council to cultivate a diverse, inclusive, and a accessible community by ensuring equitable opportunities for all community members, whereby all community members can fully and effectively access City services, influence City policy, and feel a sense of belonging and safety, and to make specific recommendations to the City Manager for methods by which to accomplish the policy initiatives to cultivate a diverse, inclusive, and accessible community.

Recommendation HEALTHY NEIGHBORHOODS COMMITTEE

Sponsors: Kearney

MR. CRAMERDING

MS. OWENS

17. [202201747](#) **MOTION**, submitted by Councilmembers Cramerding and Owens, **WE MOVE** that the Administration provide a report to outlining the parameters, processes, and constraints of the current yard waste disposal program. It should outline what the Ohio Revised Code and the Ohio Environmental Protection Agency require for yard waster disposal and identify better or best practices for yard waste removal and separation. (STATEMENT ATTACHED)

Recommendation CLIMATE, ENVIRONMENT & INFRASTRUCTURE COMMITTEE

Sponsors: Cramerding and Owens

MR. CRAMERDING

MS. OWENS

MS. KEARNEY

18. [202201673](#) **MOTION**, submitted by Councilmembers Cramerding, Owens and Vice Mayor Kearney, **WE MOVE** the Administration to produce a report within 60 days on the legality and options for increased flexibility on how the Urban Forestry frontage assessment funds are utilized, including identifying other Ohio cities that have more flexibility in their programs. The current program is limited to planting, maintenance and management of trees that are within and/or pose a risk to the right of way. If the funds could be used to plant and maintain trees on other public property, including other city property or Cincinnati Public Schools property, it could be a tool in reducing heat islands in vulnerable low canopy neighborhoods, such as Bond Hill, Avondale, Millvale, Winton Hills and others. This motion and the subsequent report should not raise the assessment, just create flexibility on how existing funds could be spent.

Recommendation CLIMATE, ENVIRONMENT & INFRASTRUCTURE COMMITTEE

Sponsors: Cramerding, Owens and Kearney

CITY MANAGER

19. [202201704](#) **APPOINTMENT**, dated 9/8/2022, submitted by John P. Curp, Interim City Manager, appointing John M. Yung to the Historic Conservation Board. (Male/Asian American).
Recommendation CONFIRM
Sponsors: City Manager
20. [202201661](#) **REPORT**, dated 9/8/2022 submitted by John P. Curp, Interim City Manager, on a communication from the State of Ohio, Division of Liquor Control, advising of a permit application for Price Hill Petroleum LLC, 3749 Glenway Avenue. (#70770400005, C1 C2 D6, Transfer) [Objections: Yes]
Recommendation FILE
Sponsors: City Manager
21. [202201675](#) **REPORT**, dated 9/8/2022 submitted by John P. Curp, Interim City Manager, on a communication from the State of Ohio, Division of Liquor Control, advising of a permit application for Vybez LLC, DBA Vybez Hookah Bar & Lounge, 7825 Reading Road. (#9307825, D3, Transfer) [Objections: None]
Recommendation FILE
Sponsors: City Manager
22. [202201676](#) **REPORT**, dated 9/8/2022 submitted by John P. Curp, Interim City Manager, on a communication from the State of Ohio, Division of Liquor Control, advising of a permit application for Hewinati LLC, DBA Zee Food Mart, 1906 Losantiville Avenue. (#3691906, C1 C2, Transfer) [Objections: None]
Recommendation FILE
Sponsors: City Manager
23. [202201677](#) **REPORT**, dated 9/8/2022 submitted by John P. Curp, Interim City Manager, on a communication from the State of Ohio, Division of Liquor Control, advising of a permit application for Jeff Ruby Steakhouse LLC, DBA Jeff Rubys, 505 Vine Street. (#42637120010, D5 D6, Transfer) [Objections: None]
Recommendation FILE
Sponsors: City Manager
24. [202201678](#) **REPORT**, dated 9/8/2022 submitted by John P. Curp, Interim City Manager, on a communication from the State of Ohio, Division of Liquor Control, advising of a permit application for HRTS Foodmart LLC, DBA HRTS Cincy Foodmart, 3406 Warsaw Avenue. (#4033406, C1 C2, New) [Objections: Yes]
Recommendation FILE
Sponsors: City Manager
25. [202201680](#) **REPORT**, dated 9/8/2022 submitted by John P. Curp, Interim City Manager, on a communication from the State of Ohio, Division of Liquor Control, advising of a permit application for Home Skillet Corp, 2912-14 Wasson Road. (#3952912, D5 D6, Transfer) [Objections: None]
Recommendation FILE
Sponsors: City Manager

26. [202201681](#) **REPORT**, dated 9/8/2022 submitted by John P. Curp, Interim City Manager, on a communication from the State of Ohio, Division of Liquor Control, advising of a permit application for OMG Group LLC, 1120 Walnut Street. (#6541120, D5 D6, Transfer) [Objections: None]
Recommendation FILE
Sponsors: City Manager
27. [202201682](#) **REPORT**, dated 9/8/2022 submitted by John P. Curp, Interim City Manager, on a communication from the State of Ohio, Division of Liquor Control, advising of a permit application for Rooted Cincinnati LLC, DBA Rooted Juicery Kitchen, 3010 Madison Road. (#7512590, C2 D1, New) [Objections: None]
Recommendation FILE
Sponsors: City Manager
28. [202201684](#) **REPORT**, dated 9/8/2022, submitted by John P. Curp, Interim City Manager, regarding Special Event Permit Application for Battle at the Banks 2022.
Recommendation FILE
Sponsors: City Manager
29. [202201685](#) **REPORT**, dated 9/8/2022, submitted by John P. Curp, Interim City Manager, regarding Special Event Permit Application for Slice Night 2022.
Recommendation FILE
Sponsors: City Manager
30. [202201686](#) **REPORT**, dated 9/8/2022, submitted by John P. Curp, Interim City Manager, regarding Special Event Permit Application for Pawty Palooza.
Recommendation FILE
Sponsors: City Manager
31. [202201687](#) **REPORT**, dated 9/8/2022, submitted by John P. Curp, Interim City Manager, regarding Special Event Permit Application for 16th Annual Hats Off Luncheon.
Recommendation FILE
Sponsors: City Manager
32. [202201688](#) **REPORT**, dated 9/8/2022, submitted by John P. Curp, Interim City Manager, regarding Special Event Permit Application for Pumpkin Chuck 2022.
Recommendation FILE
Sponsors: City Manager
33. [202201689](#) **REPORT**, dated 9/8/2022, submitted by John P. Curp, Interim City Manager, regarding Special Event Permit Application for Diner En Blanc.
Recommendation FILE
Sponsors: City Manager
34. [202201690](#) **REPORT**, dated 9/8/2022, submitted by John P. Curp, Interim City Manager, regarding Special Event Permit Application for East Walnut Hills Oktoberfest.
Recommendation FILE
Sponsors: City Manager

35. [202201701](#) **REPORT**, dated 9/8/2022, submitted by John P. Curp, Interim City Manager, regarding Special Event Permit Application for Hamilton County Employee Appreciation Lunch.
Recommendation FILE
Sponsors: City Manager
36. [202201702](#) **REPORT**, dated 9/8/2022, submitted by John P. Curp, Interim City Manager, regarding PACE Financing and Government Efficiencies. (SEE REFERENCE DOCUMENT #202200791)
Recommendation BUDGET AND FINANCE COMMITTEE
Sponsors: City Manager
37. [202201705](#) **REPORT**, dated 9/8/2022 submitted by John P. Curp, Interim City Manager, on a communication from the State of Ohio, Division of Liquor Control, advising of a permit application for Chipotle Mexican Grill of Clorado LLC, 2244 Beechmont Avenue. (#14374152100, D1, New) [Objections: None]
Recommendation FILE
Sponsors: City Manager
38. [202201711](#) **RESOLUTION** submitted by John P. Curp, Interim City Manager, on 9/8/2022, **APPROVING** the *Belong, Be Strong: West Price Hill* plan as the planning guide for the West Price Hill neighborhood.
Recommendation EQUITABLE GROWTH AND HOUSING COMMITTEE
Sponsors: City Manager
39. [202201713](#) **REPORT**, dated 9/8/2022 submitted by Sheryl M. M. Long Interim City Manager, on a communication from the State of Ohio, Division of Liquor Control, advising of a permit application for Price Resources LLC, 2735 Colerain Avenue. (#7082783, D1 D2 D3, New) [Objections: Yes]
Recommendation FILE
Sponsors: City Manager
40. [202201716](#) **REPORT**, dated 9/8/2022, submitted by Sheryl M. M. Long, City Manager, regarding The council at its session on April 13, 2022, referred the following Motion number 202200848 for review and report.
Recommendation CLIMATE, ENVIRONMENT & INFRASTRUCTURE COMMITTEE
Sponsors: City Manager
41. [202201737](#) **ORDINANCE (EMERGENCY)** submitted by Sheryl M. M. Long, City Manager, on 9/8/2022, **AMENDING** Ordinance No. 0341-2021 to correct the designated fund in which the Director of Finance is authorized to deposit proceeds received in connection with the sale of real property authorized by said ordinance.
Recommendation BUDGET AND FINANCE COMMITTEE
Sponsors: City Manager
42. [202201738](#) **ORDINANCE** submitted by Sheryl M. M. Long, City Manager, on 9/8/2022, **AUTHORIZING** the City Manager to execute a *Grant of Easements* in favor of OTR Holdings, Inc., pursuant to which the City of Cincinnati will grant easements for step encroachments upon portions of Green and Race Streets

in Over-the-Rhine.

Recommendation BUDGET AND FINANCE COMMITTEE

Sponsors: City Manager

43. [202201739](#) **ORDINANCE** submitted by Sheryl M. M. Long, City Manager, on 9/8/2022, **AUTHORIZING** the City Manager to execute a *Grant of Easement* in favor of Robert B. Hinton, Jr., pursuant to which the City of Cincinnati will grant an easement for retaining walls and pavement that encroach upon portions of Handasyde Court and Menlo Avenue in Hyde Park.

Recommendation BUDGET AND FINANCE COMMITTEE

Sponsors: City Manager

44. [202201740](#) **ORDINANCE** submitted by Sheryl M. M. Long, City Manager, on 9/8/2022, **AUTHORIZING** the City Manager to take all necessary and proper actions to cooperate with the Director of the Ohio Department of Transportation to facilitate the performance of bridge maintenance activities for the bridges located on State Route 32 over the Little Miami River, 9th Street over Interstate 75, and E. McMillan Street over Interstate 71 in connection with the Ohio Department of Transportation's district-wide bridge maintenance project in the City of Cincinnati.

Recommendation CLIMATE, ENVIRONMENT & INFRASTRUCTURE COMMITTEE

Sponsors: City Manager

45. [202201741](#) **ORDINANCE** submitted by Sheryl M. M. Long, City Manager, on 9/8/2022, **AUTHORIZING** the City Manager to execute a *Property Sale Agreement* with Cinfed Federal Credit Union, pursuant to which the City will sell certain real property located at 4700 Ridge Avenue in Oakley, acquire a portion of real property located at 4704 Ridge Avenue in fee simple for public right-of-way purposes, and acquire a public utility easement on, under, and across a portion of said real property located at 4704 Ridge Avenue.

Recommendation BUDGET AND FINANCE COMMITTEE

Sponsors: City Manager

46. [202201742](#) **ORDINANCE** submitted by Sheryl M. M. Long, City Manager, on 9/8/2022, **AUTHORIZING** the City Manager to execute a *Property Sale Agreement* with Marshall at Central, LLC, pursuant to which the City will vacate and convey certain real property designated as public right-of-way known as Hallmar Avenue in the CUF neighborhood of Cincinnati.

Recommendation BUDGET AND FINANCE COMMITTEE

Sponsors: City Manager

47. [202201743](#) **ORDINANCE** submitted by Sheryl M. M. Long, City Manager, on 9/8/2022, **MODIFYING** Chapter 1117, "Housing Code," of the Cincinnati Municipal Code by amending Section 1117-15, "Fire-Protective Features," and Section 1117-45, "General Maintenance and Repair"; and **MODIFYING** the provisions of Chapter 1219, "Miscellaneous Regulations," by enacting new Section 1219-73, "Self-Closing Doors," all to implement enhanced fire safety measures that promote the containment and suppression of flame and smoke in multi-family residential structures.

Recommendation CLIMATE, ENVIRONMENT & INFRASTRUCTURE COMMITTEE

Sponsors: City Manager

CLERK OF COUNCIL

48. [202201669](#) **REGISTRATION**, submitted by the Clerk of Council from Legislative Agent Meghan Elizabeth Cummings, Vice President, Civic Advancement, Greater Cincinnati Foundation, 720 E. Pete Rose Way, Suite 120, Cincinnati, OH 45202.

Recommendation FILE

Sponsors: Clerk of Council

49. [202201670](#) **REGISTRATION**, submitted by the Clerk of Council from Legislative Agent Ali Triano, Government Strategies Group, Director of Operations, 700 Walnut Street, Suite 450, Cincinnati, Ohio 45202. (BEST POINT EDUCATION & BEHAVIORAL HEALTH)

Recommendation FILE

Sponsors: Clerk of Council

50. [202201671](#) **REGISTRATION**, submitted by the Clerk of Council from Legislative Agent James T. Benedict, Government Strategies Group, Vice President, 700 Walnut Street, Suite 450, Cincinnati, Ohio 45202. (GREAT PARKS OF HAMILTON COUNTY)

Recommendation FILE

Sponsors: Clerk of Council

51. [202201672](#) **REGISTRATION**, submitted by the Clerk of Council from Legislative Agent Charles H. Gerhardt, III, Government Strategies Group, President & CEO, 700 Walnut Street, Suite 450, Cincinnati, Ohio 45202. (GREAT PARKS OF HAMILTON COUNTY)

Recommendation FILE

Sponsors: Clerk of Council

52. [202201700](#) **REGISTRATION**, submitted by the Clerk of Council from Legislative Agent J. Douglas Moormann, Government Strategies Group, Vice President, 700 Walnut Street, Suite 450, Cincinnati, Ohio 45202. (FINNEY LAW FIRM)

Recommendation FILE

Sponsors: Clerk of Council

53. [202201703](#) **REGISTRATION**, submitted by the Clerk of Council from Legislative Agent Marilyn Hyland, Marketing Strategy and Lobbyist, 7100 Drake Road, Cincinnati, OH 45243.

Recommendation FILE

Sponsors: Clerk of Council

54. [202201712](#) **REGISTRATION**, submitted by the Clerk of Council from Legislative Agent Derrick R. Clay, Government Affairs, Senior Vice President, 41 S. High Street, Columbus, OH 43215.

Recommendation FILE

Sponsors: Clerk of Council

BUDGET AND FINANCE COMMITTEE

55. [202201552](#) **REPORT**, dated 8/3/2022, submitted by John P. Curp, Interim City Manager, regarding Department of Finance Report for the Month Ended May 31, 2022.
Recommendation APPROVE & FILE
Sponsors: City Manager
56. [202201735](#) **ORDINANCE (EMERGENCY)**, submitted by Sheryl M. M. Long, City Manager, on 9/6/2022, **LEVYING** assessments for the unpaid costs of private lead service line replacements installed at various locations by the City of Cincinnati's Greater Cincinnati Water Works through its Lead Service Line Replacement Program in accordance with Cincinnati Municipal Code Sections 401-127 through 401-135 and as set forth in Attachment 1.
Recommendation PASS EMERGENCY
Sponsors: City Manager
57. [202201611](#) **ORDINANCE**, submitted by John P. Curp, Interim City Manager, on 8/1/2022, **ESTABLISHING** the following four new capital improvement program project accounts: no. 980x233x232359, "Brighton Bridge OPWC Grant," for the purpose of providing Ohio Public Works Commission ("OPWC") grant resources for improvements to the Brighton Approach Bridge; no. 980x233x232360, "Juergens Ave OPWC Grant," for the purpose of providing OPWC grant resources for improvements on Juergens Avenue; no. 980x233x232361, "Glenway Ave OPWC Grant," for the purpose of providing OPWC grant resources for improvements on Glenway Avenue; and no. 980x233x232362, "Ridge Ave OPWC Grant," for the purpose of providing OPWC grant resources for improvements on Ridge Avenue; **AUTHORIZING** the City Manager to accept and appropriate grant resources in an amount of up to \$6,500,000 from OPWC Funding Round 36 to provide resources in the following amounts: up to \$2,800,000 for newly established capital improvement program project account no. 980x233x232359, "Brighton Bridge OPWC Grant;" up to \$900,000 for newly established capital improvement program project account no. 980x233x232360, "Juergens Ave OPWC Grant;" up to \$1,400,000 for newly established capital improvement program project account no. 980x233x232361, "Glenway Ave OPWC Grant;" and up to \$1,400,000 for newly established capital improvement program project account no. 980x233x232362, "Ridge Ave OPWC Grant," for the purposes described herein; and further **AUTHORIZING** the City Manager to enter into any agreements necessary for the receipt and administration of these grant resources.
Recommendation PASS
Sponsors: City Manager
58. [202201620](#) **ORDINANCE**, submitted by John P. Curp, Interim City Manager, on 8/3/2022, **AUTHORIZING** the City Manager to apply for a grant in the amount of up to \$250,000 from the U.S. Department of Transportation's Safe Streets and Roads for All Grant Program (ALN 20.939) for the purpose of conducting a Transportation Safety Action Plan to prevent deaths and serious injuries on City of Cincinnati roadways.
Recommendation PASS

Sponsors: City Manager

59. [202201730](#) **ORDINANCE**, submitted by Sheryl M. M. Long, City Manager, on 9/6/2022, **AUTHORIZING** the City Manager to apply for and accept funds in an amount of up to \$6,000 from the State of Ohio Department of Development's TechCred Credential Reimbursement Program for eligible costs incurred by the Cincinnati Police Department in providing its employees with technology-focused credentials; **AUTHORIZING** the Director of Finance to deposit the reimbursed funds into General Fund revenue account 050x8571; and further **AUTHORIZING** the City Manager to appropriate an amount up to \$6,000 from the unappropriated surplus of General Fund 050 to the Cincinnati Police Department non-personnel operating budget account no. 050x227x7200.

Recommendation

PASS

Sponsors: City Manager

60. [202201731](#) **ORDINANCE**, submitted by Sheryl M. M. Long, City Manager, on 9/6/2022, **ESTABLISHING** new capital improvement program project account no. 980x232x232365, "Central Pkwy Bikeway Ph2 PID 114326 TA Grant," for the purpose of providing resources for the construction of the second phase of the Central Parkway Bikeway; **AUTHORIZING** the City Manager to accept and appropriate a Transportation Alternatives grant (ALN 20.205) in the amount of up to \$750,000 awarded by the Ohio-Kentucky-Indiana Regional Council of Governments to the newly established capital improvement program project account no. 980x232x232365, "Central Pkwy Bikeway Ph2 PID 114326 TA Grant," for the purpose of providing resources for the second phase of the Central Parkway Bikeway project; **AUTHORIZING** the Director of Finance to deposit the grant resources into newly established capital improvement program project account no. 980x232x232365; and further **AUTHORIZING** the City Manager to do all things necessary to cooperate with the Director of the Ohio Department of Transportation to complete the Central Parkway Bikeway project.

Recommendation PASS

Sponsors: City Manager

61. [202201732](#) **ORDINANCE (EMERGENCY)**, submitted by Sheryl M. M. Long, City Manager, on 9/6/2022, **AUTHORIZING** the City Manager to accept a grant of up to \$9,500 from the FY 2022 Certified Local Government Grant Program for the purpose of reimbursing costs associated with hosting the National Alliance for Preservation Commission's Biennial Conference Forum in Cincinnati, Ohio in July 2022; **AUTHORIZING** the City Manager to appropriate the grant resources to the City Planning and Engagement General Fund non-personnel operating budget account no. 050x171x7200; and **AUTHORIZING** the Finance Director to deposit the grant resources into the Department of City Planning and Engagement General Fund revenue account no. 050x8528.

Recommendation PASS EMERGENCY

Sponsors: City Manager

62. [202201728](#) **ORDINANCE (EMERGENCY)**, submitted by Sheryl M. M. Long, City Manager,

on 9/6/2022, **AMENDING** Ordinance No. 0082-2022 to increase the amount of a grant award from the Ohio Child Care Stabilization Sub-Grant through the Ohio Child Care Resource and Referral Association and the Ohio Department of Job and Family Services from \$204,000 to \$304,703; **AUTHORIZING** the City Manager to accept and appropriate a grant in an amount of up to \$304,703 from the Ohio Child Care Stabilization Sub-Grant through the Ohio Child Care Resource and Referral Association and the Ohio Department of Job and Family Services for the purpose of supporting approximately eleven Cincinnati Recreation Commission licensed neighborhood childcare programs; and **AUTHORIZING** the Finance Director to deposit the grant funds into Recreation Federal Grant Projects Fund 324.

Recommendation PASS EMERGENCY

Sponsors: City Manager

63. [202201727](#) **ORDINANCE**, submitted by Sheryl M. M. Long, City Manager, on 9/6/2022, **AUTHORIZING** the City Manager to accept an in-kind donation of third-party professional services from Coca-Cola Consolidated valued at up to \$60,000 for the renovation of outdoor basketball courts at the Madisonville and Hartwell Recreation Centers.

Recommendation PASS

Sponsors: City Manager

64. [202201729](#) **ORDINANCE**, submitted by Sheryl M. M. Long, City Manager, on 9/6/2022, **AUTHORIZING** the City Manager to accept an in-kind donation from Hard Rock Casino, LLC ("Hard Rock Casino") of up to twenty vehicular wayfinding sign blades ("Signage") valued at approximately \$16,025 for the purpose of updating the City's existing wayfinding signage in and around the downtown Cincinnati area; and **AUTHORIZING** the City Manager to execute a donation agreement with Hard Rock Casino to accept the Signage.

Recommendation PASS

Sponsors: City Manager

65. [202201726](#) **ORDINANCE (EMERGENCY)**, submitted by Sheryl M. M. Long, City Manager, on 9/6/2022, **AUTHORIZING** the transfer and appropriation of \$200,000 from the unappropriated surplus of Park Board Permanent Improvement Fund 752 to capital improvement program project account no. 980x203x182015 "Lytle Park Improvements," for the purpose of providing resources for the restoration and improvement of Lytle Park; **AUTHORIZING** the City Manager to accept and deposit a donation in an amount of up to \$510,000 from the Cincinnati Parks Foundation, as originally donated by the Western & Southern Financial Fund, into Parks Private Endowment and Donations Fund 430; and **AUTHORIZING** the transfer and appropriation of up to \$510,000 from the unappropriated surplus of Parks Private Endowment and Donations Fund 430 to existing capital improvement program project account no. 980x203x182015 "Lytle Park Improvements," for the purpose of providing resources for the restoration and improvement of Lytle Park.

Recommendation

PASS EMERGENCY

Sponsors: City Manager

66. [202201725](#) **ORDINANCE (EMERGENCY)**, submitted by Sheryl M. M. Long, City Manager, on 9/6/2022, **AUTHORIZING** the payment of \$3,834 from the Cincinnati Fire Department General Fund non-personnel operating budget account no. 050x272x4300x7332 as a moral obligation to Johnson Doppler Lumber for the one-time purchase of particle board used in fire recruit training.

Recommendation PASS EMERGENCY

Sponsors: City Manager

67. [202201733](#) **ORDINANCE (EMERGENCY)**, submitted by Sheryl M. M. Long, City Manager, on 9/6/2022, **Authorizing** a payment of \$5,000 to Flamingo Air Inc. from the Cincinnati Police Department ("CPD") General Fund non-personnel operating budget account no. 050x225x2400x7215 as a moral obligation for a drone repair and maintenance course provided in June 2022; **AUTHORIZING** a payment of \$5,750 to Frederick Polygraph LLC from CPD Federal Asset Forfeiture - Justice Fund non-personnel operating budget account no. 367x225x2250x7215 as a moral obligation for basic polygraph training provided in June 2022; **AUTHORIZING** a payment of \$16,666.68 to Dataminr Inc. from CPD Law Enforcement Grant Fund non-personnel operating budget account no. 368x225x2433x7289x20SHSP as a moral obligation for software as a service solution provided from March 2022 to June 2022; **AUTHORIZING** a payment of \$25,672.25 to Anago Janitorial from the CPD General Fund non-personnel operating budget account no. 050x222x1200x7271 as a moral obligation for janitorial services provided in June 2022; and **AUTHORIZING** a payment of \$17,545 to Forevergreen Lawncare as a moral obligation for grounds maintenance services provided at various CPD locations, to be drawn from the following General Fund non-personnel operating budget accounts: \$2,055 from account no. 050x222x1300x7278, \$2,585 from account no. 050x222x1400x7278, \$1,725 from account no. 050x226x3482x7278, \$2,625 from account no. 050x227x4700x7278, \$790 from account no. 050x222x1791x7278, \$985 from account no. 050x226x3300x7278, \$3,825 from account no. 050x226x3320x7278, \$2,220 from account no. 050x222x1760x7278, and \$735 from account no. 050x225x2200x7278.

Recommendation PASS EMERGENCY

Sponsors: City Manager

68. [202201734](#) **ORDINANCE (EMERGENCY)**, submitted by Sheryl M. M. Long, City Manager, on 9/6/2022, **Authorizing** the payment of \$9,870 from the City Manager's Office of Human Relations Fund non-personnel operating budget account no. 435x101x7000x7289 as a moral obligation of the City of Cincinnati to the Cincinnati USA Regional Chamber for services provided to the City for the Black Is Excellence Project in 2022.

Recommendation PASS EMERGENCY

Sponsors: City Manager

69. [202201720](#) **ORDINANCE (EMERGENCY)**, submitted by Emily Smart Woerner, Interim City Solicitor, on 9/1/2022, **AUTHORIZING** the transfer and appropriation of the sum of \$4,950 from the unappropriated surplus of the General Fund 050 to the Law Department's General Fund non-personnel operating budget account no. 050x111x7200 for the purpose of providing one-time resources for continuing legal education for Law Department personnel.

Recommendation PASS EMERGENCY

Sponsors: Cramerding

SUPPLEMENTAL ITEMS

PUBLIC SAFETY & GOVERNANCE COMMITTEE

70. [202201697](#) **MOTION**, submitted by Councilmember Owens, **WE HEREBY MOVE** that the start of Cincinnati City Council's Climate, Environment and Infrastructure Committee be moved from 11:00 AM to 10:00 AM.
- Recommendation ADOPT
- Sponsors: Owens
71. [202201668](#) **MOTION**, submitted by Councilmember Cramerding and Jeffreys, **WE MOVE** that Councilmember Jeff Cramerding be appointed to the Public Safety & Governance Committee.
- Recommendation ADOPT
- Sponsors: Cramerding and Jeffreys
72. [202201724](#) **ORDINANCE (EMERGENCY)**, dated 9/2/2022, submitted by Mayor Aftab Pureval, Councilmembers Jeffreys and Cramerding, **TO SUBMIT** to the electors of the City of Cincinnati an amendment to the Charter of the City of Cincinnati providing a time within which the Mayor must assign legislative matters to the appropriate committee of the Council of the City of Cincinnati for consideration, allowing the Clerk of Council to assign legislative matters to the appropriate committee if they are not assigned by the Mayor within that time, providing a time within which Council committee chairs must place assigned ordinances on their committee agendas, providing a time within which the Mayor must place a legislative matter approved by a committee on the Council agenda for passage, and providing that motions and non-legislative resolutions on the council calendar may be immediately considered by Council if (1) the Mayor places the motion or non-legislative resolution on the council calendar for immediate consideration or (2) upon the affirmative vote of two-thirds of the members of Council.
- Recommendation
- PASS EMERGENCY
- Sponsors: Mayor, Jeffreys and Cramerding
73. [202201759](#) **ORDINANCE (EMERGENCY) (B VERSION)**, dated 9/8/2022, submitted by Councilmember Keating, **TO SUBMIT** to the electors of the City of Cincinnati an amendment to the Charter of the City of Cincinnati providing a time within which the Mayor must assign legislative matters to the appropriate committee of the Council of the City of Cincinnati for consideration, allowing the Clerk of Council to assign legislative matters to the appropriate committee if they are not assigned by the Mayor within that time, providing a time within which Council committee chairs must place assigned ordinances on their committee agendas, providing a time within which the Mayor must place a legislative matter approved by a committee on the Council agenda for passage, and providing that motions and non-legislative resolutions on the council calendar

may be immediately considered by Council if (1) the Mayor places the motion or non-legislative resolution on the council calendar for immediate consideration or (2) upon the affirmative vote of two-thirds of the members of Council.

Recommendation PASS EMERGENCY

Sponsors: Keating

ANNOUNCEMENTS

Adjournment



AFTAB PUREVAL

City of Cincinnati, Office of the Mayor

July 2022

REAPPOINTMENT

I hereby reappoint Surmeet Bedi, MD, to the Cincinnati Board of Health for a term of three years. This appointment is submitted to City Council for its advice & consent pursuant to its Rules.



Mayor Aftab Pureval

Surmeet Bedi

MEDICAL EDUCATION

09/1991 to 01/1997

Bachelor of Medicine & Bachelor of Surgery

Government Medical College & Hospital, Chandigarh, India

- **Student Class Representative 95-96**
- **Best Sports person of the year award 1992-1993**

POST GRADUATE TRAINING AND APPOINTMENTS

May 2018-Present

Director of Inpatient Dialysis

Clinton Memorial Hospital

610 West Main Street

Wilmington, Ohio 45177

October 2016- Present

Medical Director

Fresenius Wilmington Home

630 West Main Street

Suite 209

Wilmington, Ohio 45177

November 2014-Present

Director of Medicine

Clinton Memorial Hospital

610 West Main Street

Wilmington, Ohio 45177

June 2012-October 2016

Medical Director/ Owner

Peritoneal Dialysis Care Clinic

630 West Main Street

Suite 209

Wilmington, Ohio 45177

January 2010- Present

Private Practice

630 West Main Street

Suite 209

Wilmington, Ohio 45177

August 2008-January 2010

Nephrology Private Practice

Morrison & Ahmad Inc.
215 Allison Ave
Xenia, Ohio 45385

July 2006-June 2008

Fellow, Dept. of Nephrology
University of Wisconsin, Madison, WI

July 2005-June 2006

Chief Resident, Department of Internal Medicine
Advocate Illinois Masonic Medical Center, Chicago, IL

July 2002-June 2005

Resident Physician, Dept. of Internal Medicine
Advocate Illinois Masonic Medical Center, Chicago, IL

November 2001- January 2002

Clinical Observer, Department of Nephrology
University of Cincinnati, Cincinnati, OH

March 2001-August 2001

Physician Assistant
Dr. Yatiraj and Endocrinologist
Fairfield, OH

November 1998-April 1999

Medical Officer, INSCOL Cardiac Institute
Chandigarh, India

January 1997-June 1998

Research Associate and House Officer
Internal Medicine and Pediatrics, Govt. Medical College Hospital
Chandigarh, India

PUBLICATIONS

"Stent Placement versus Angioplasty Improves Patency of Arteriovenous Grafts and Blood Flow of Arteriovenous Fistulae"

Micah R Chan, Surmeet Bedi, Robert J. Sanchez, Henry N. Young, Yolanda T. Becker, Paul S. Kellerman, and Alexander S. Yevzlin
CIASN May 2008. Vol. 3 No. 3

"Epithelial-To-Mesenchymal Transition and Chronic Allograft Tubulointerstitial Fibrosis"

Surmeet Bedi, Aparna Vidyasagar, Arjang Djamali
Transplantation Reviews 2008; 1:1-5

"Garcin's Syndrome Secondary to Colorectal Carcinoma"

Surmeet Bedi, MD, Vijay Krishnamoorthy MD, Lijo Simpson MD, John Sheagran MD.
American Journal of Medicine, August 1, 2004 edition

AWARDS AND DISTINCTIONS

First Place: American College Of Physicians (ACP-ASIM IL) Research Poster Competition, November 2004
Presented at the National ACP meeting in April 2005

- **"Statin Therapy is Associated with Reduced Mortality in Patients with Sepsis"**
Ali, I MD; Danciu S MD; Bedi, S MD; Brizendine, S MD; Woc-Colburn, L MD; Myktysey, A MD; Santos, M MD; Gonzalez, J MD; Quinteros F; Feltman, H; Sheagan, JN MD

First Place: American College of Cardiology (ACC-IL) Case Presentation Poster Competition, October 2004

- **"Syndrome of Sudden Cardiac Death Associated with Initial Symptomatic Episode of Coronary Spasm"**
Ali, I MD; Bedi, S MD; Gonzalez, J MD; Dhar, G MD; Zheutlin, T MD

POSTER PRESENTATION

CRRT Meeting and Renal Network Meeting, 2008

- **"Evaluation of Zosyn (Piperacillin/Tazobactam) in patients receiving Continuous Renal Replacement Therapy (CRRT)"**
Surmeet Bedi, MD, Michael Hoffman, MD

American Society of Nephrology(ASN) Meeting, 2007

- **"Stent Versus Angioplasty Improves Primary Patency of Arteriovenous Graft and Blood Flow of Arteriovenous Fistula"**
Micah R. Chan, MD MPH, Surmeet Bedi, MD, Gloria Song, MD, Robert Sanchez, Pharm D

National Kidney Foundation(NKF) Spring Clinical Meeting, 2007

- **"Non-Serogroup 01 Vibrio Cholerae In A Renal Transplant Patient"**
Micah R Chan, MD MPH, Surmeet Bedi, MD, John Pirsch, MD

American College of Physicians (ACP-ASIM IL), 2005

- **"Factor VII Inhibitor: Local and Systematic Approaches To Treatment"**
U, Nazeer MD, S. Bedi MD, J. Chadiak MD, J. Sheagan MD

American College of Cardiology(ACC-IL), 2004

- **"Syndrome of Sudden Cardiac Death Associated with Initial Symptomatic Episode of Coronary Spasm"**
Ali, I MD; Bedi, S MD; Gonzalez, J MD; Dhar, G MD; Zheutlin, T MD

American College of Physicians(ACP-ASIM IL), 2004

- **"Limmer's Syndrome" A Re-Emerging Diagnosis**
Bedi, S MD; Danciu, S MD; Woc-Colburn, L MD; Anupam, A MD
- **"Statin Therapy is Associated with Reduced Mortality in Patients with Sepsis"**
Ali, I MD; Danciu S MD; Bedi, S MD; Brizendine, S MD; Woc-Colburn, L MD; Myktysey, A MD; Santos, M MD; Gonzalez, J MD; Quinteros F; Feltman, H; Sheagan, JN MD.
Presented at the National Research Poster Competition in San Francisco, 04/2005

- **"Histoplasmosis Presenting as Chest Pain and a Lung Mass: Case Report"**
Gonzalez, J MD; Woc-Colburn, L MD; Bedi, S MD; Ali, I MD

- **"Ethnicity Affects The Prevalence and Distribution of Colon Polyps"**
Simpson, L MD; Devrapalli, H MD; Khilwani, A MD; Bedi, S MD; Woc-Colburn, L MD; Mehta, S MD; Sunderesan, R MD; Sheagan, J MD

American College of Physicians (ACP-ASIM IL), 2003

- **"Garcin's Syndrome Secondary to Colorectal Carcinoma"**
Surmeet Bedi, MD, Vijay Krishnamoorthy MD, Lijo Simpson MD, John Sheagran MD

RESEARCH EXPERIENCE

1997

Post Graduates Institute(PGI), Chandigarh, India

- GI side effects of chronic NSAIDS use in patients with Osteoarthritis
Mentor: Dr. Deodhar, Rheumatology

05/2004-2006

Advocate Illinois Masonic Medical Center

- Retrospective review of records of 756 patients who had undergone screening flexible sigmoidoscopy to see effects of ethnicity on prevalence and distribution of colon polyps and the role of flexible sigmoidoscopy in detection of colorectal carcinoma in average risk population.
Mentor: Dr. R. Sunderasen
- Clinical research, IRB approved. A retrospective review of patients admitted with a sepsis diagnosis and concurrent statin therapy.
Mentor: Dr. Danciu

07/2004

Northwestern University

- Efficacy of Staph Vax in adults on hemodialysis
Mentor: Dr. Battle

University of Wisconsin, Madison

- Evaluation of Zosyn (Piperacillin/Tazobactam) in patients receiving Continuous Renal Replacement Therapy (CRRT)
Mentor: Michael Hoffman, MD
- Role of Oxidative Stress in Interstitial Fibrosis/Tubular Atrophy in Kidney Allograft
Mentor: Arjang Djamali, MD
- Risk factors predicting development of Peritonitis in Peritoneal Dialysis patients
Mentor: Lisa Nanovic, MD
- Stent Versus Angioplasty Improves Primary Patency of Arteriovenous Graft and Blood Flow of Arteriovenous Fistula
Mentor: Alexander S Yevzlin

LICENSURE AND CERTIFICATION

National Board of Physicians and Surgeons Certified, October 2015

American Board of Nephrology Certified, November 2008

ABIM Certified, August 2005
Medical License – State Medical Board of Ohio, July 2011
Medical Council of India (Punjab Medical Council), February 1997
ECFMG Certification, Valid indefinitely
Clinical Skills Assessment, September 2005
USMLE Step 3, April 2005
USMLE Step 2, May 2000
USMLE Step 1, March, 2001

AFFILIATIONS AND RECOGNITIONS

President, January 2016-December 2016, American Indian Physicians Association
Current Board Member, Indian American Chamber of Commerce- Greater Cincinnati and Northern Kentucky
Nominated Chief Resident, 2005-2006, Illinois Masonic Medical Center
Member of Medical Education Committee, 2005-2006, Illinois Masonic Medical Center
Member of Credentialing Committee, Kettering Medical Center

LANGUAGE FLUENCY

English, Hindi, Punjabi




AFTAB PUREVAL

City of Cincinnati, Office of the Mayor

August 2022

REAPPOINTMENT

I hereby reappoint Edward Herzig, MD to the Cincinnati Board of Health for a term of three years. This appointment is submitted to City Council for its advice & consent pursuant to its Rules.



Mayor Aftab Pureval



AFTAB PUREVAL

City of Cincinnati, Office of the Mayor

July 2022

APPOINTMENT

I hereby appoint Sheila Simmons, CEPA, to the Board of Trustees for the Cincinnati Retirement System for a term of four years. This appointment is submitted to City Council for its advice & consent pursuant to its Rules.



Mayor Aftab Pureval



Sheila Kai Simmons

V.P. Private Wealth Advisor CEPA®

As both a Private Wealth Advisor and CEPA®, I work with a select group of institutional sized clientele with complex balance sheets. My clientele expects me to provide simplicity and insight to them, their business partners, and their family. I've been in the financial industry for 18 years. I'm series 66 and 7 licensed in all states, and insurance licensed in Ohio.



WORK EXPERIENCE

V.P. Private Wealth Advisor CEPA UBS Financial Services

05/2021 - Present

Cincinnati, Ohio

UBS Financial Services is a wealth management firm.

Achievements/Tasks

- I am uniquely trained to assist clients with institutional sized balance sheets in growing, preserving, and transferring wealth.

V.P. Wealth Management Advisor Fifth Third Private Bank

07/2019 - 05/2021

Cincinnati, Ohio

Fifth Third Bank is a National Bank headquartered in Cincinnati, Ohio

Achievements/Tasks

- I was recruited by Brian Lamb to assist in standing up Fifth Third's minority focused wealth management initiative, alongside Joel Stone, Kala Gibson, et al. We exceeded the desired revenue target in year one and was granted the opportunity to build the strategy into four additional markets.

V.P. Client Advisor III Huntington National Bank

05/2018 - 07/2019

Cincinnati, Ohio

Huntington is a National Bank headquartered in Columbus, Ohio.

Achievements/Tasks

- I was recruited by Andy Hagedorn and Kevin Jones to help build out the Cincinnati wealth management division. I mentored incoming advisors and helped foster internal partnerships with the retail and commercial division for referral opportunities.

V.P. Private Banker JP Morgan Private Bank, JPMC, Bank One

09/2005 - 03/2018

Cincinnati, Ohio

The JPMC brand encompasses retail banking through institutional investing via the JP Morgan relationship.

Achievements/Tasks

- Top 10% in national sales multiple years, top 10% in leadership multiple years while managing a territory of 21 retail branches, strong revenue producer via net new client inflows in the Private Bank



EDUCATION

Business Management/Finance University of Cincinnati

09/2001 - 06/2005

Cincinnati, Ohio

Courses

- Business Management/Finance

MBA/Finance Xavier University

09/2021 - Present

Cincinnati, Ohio



SKILLS

Growth Mindset

Leadership

Time Management

Communication Skills

Emotional Intelligence

Collaboration

P&L Management



VOLUNTEER EXPERIENCE

Cincinnati Parks Foundation Cincinnati Park Board

01/2019 - Present

Cincinnati, Ohio

Tasks/Achievements

- Co-Chaired the Hats Off Luncheon in 2021

Represent Cincinnati Represent

05/2019 - Present

Cincinnati, Ohio

We provide infrastructure via funding, business coaching, etc to help the existing black owned businesses in OTR become sustainable as well as help attract new.



AFTAB PUREVAL
City of Cincinnati, Office of the Mayor

202201755

August 2022

APPOINTMENT

I hereby appoint Tom West to the Board of Trustees for the Cincinnati Retirement System to fill the unexpired term of Erica Winstead, expiring on September 23, 2024. This appointment is submitted to City Council for its advice & consent pursuant to its Rules.



Mayor Aftab Pureval



AFTAB PUREVAL

City of Cincinnati, Office of the Mayor

July 2022

APPOINTMENT

I hereby appoint Terry Rath to the Cincinnati Elections Commission for a term of four years beginning at the statutorily assigned date of December 1, 2022, to serve as the Charter-required Hamilton County GOP nominated representative. This appointment is submitted to City Council for its advice & consent pursuant to its Rules.



Mayor Aftab Pureval



AFTAB PUREVAL

City of Cincinnati, Office of the Mayor

July 2022

APPOINTMENT

I hereby appoint Roxanne Qualls to the Port of Greater Cincinnati Development Authority for a term of four years. This appointment is submitted to City Council for its advice & consent pursuant to its Rules.



Mayor Aftab Pureval



AFTAB PUREVAL

City of Cincinnati, Office of the Mayor

July 2022

APPOINTMENT

I hereby appoint Renee Mahaffey Harris to the Citizen Complaint Authority for a term of two years. This appointment is submitted to City Council for its advice & consent pursuant to its Rules.



Mayor Aftab Pureval

PROFILE

A professional with proven success in corporate, non-profit and public sector leadership. An expert in the following: policy development, community based participatory research (CBPR) approach, development of evidence-based interventions, research to address health disparities, shaping community development, community engagement and public policy through advocacy.

- Skilled presenter, public speaker, and author of targeted health publications.
- Officer of several non-profits, local and state public health boards, including Ohio Governor COVID 19 Minority Strike Force, Health Policy Institute Equity Collaborative, Ohio Health Disparity Policy Committee, Chaired Health in All Policy Development City of Cincinnati Co-Chair of Racial Equity Taskforce and launched Black Women's Health Movement.
- Data Collection and analysis for public health projects focusing on obesity, food deserts and underserved populations. Expertise in community-based research to address health disparities among vulnerable populations.
- Able to identify and assess critical issues and develop productive solutions.

EXPERIENCE

The Center for Closing the Health Gap in Greater Cincinnati (The Health Gap)

President & CEO

2019 - Current

- Lead the vision and mission of The Health Gap, which is to eliminate health disparities through education, advocacy and outreach.
- Update communication strategy and expand The Health Gap's grassroots mobilization model to eliminate health disparities, resulting in a 15%+ increase of Cincinnati's Black Families committed to living healthier lifestyles.
- Build and foster relationships with agencies with similar goals, objectives and/or initiatives. Enable efforts and resources to stretch through community agency collaboration.
- Launched and growing organization's collaboration designed to engage and empower African American women across the socioeconomic spectrum of our community to live healthier lives -- body and mind (Black Women's Health Movement).

Chief Operating Officer

2008 - 2018

- Manage operations and staff of community health professionals, public relations and community engagement initiatives of the Health Gap. Co-Chair of the City of Cincinnati Healthy Living Food Desert Taskforce.

RMH Consulting Group, Cincinnati Ohio

2006 - Current

President

- Consultant practice focused on government relations, economic inclusion, community engagement, and public health.
- Client lists include: State Senator Eric Kearney, Center for Closing the Health Gap, Global Lead, Institute for Entrepreneurial Thinking and Life Center Organ Donor Network.

Institute for Entrepreneurial Thinking Ltd., Cincinnati, Ohio

2004 - 2005

Senior Director

- Led operational executive for a leading for-profit think tank.
- Managed all national client relationships and developed additional opportunities.
- Successfully managed the development and launch of three new service offerings.

- Grew the revenue from the new initiatives to over 25% of the firm's total sales.

MAHAFFEY HARRIS RENEE, CHES

Local Initiative Support Corporation (LISC), Cincinnati, Ohio

2000 - 2004

Director

- Launched national organization affiliate and implemented comprehensive strategic programming in four county regions.
- Managed \$1.5 million annual operating budget, leveraging \$15 million for real estate and capacity building projects.
- Executed fund development plan of \$5.5 million in start-up capital and capacity building initiative.
- Recruited and managed professional staff and advisory committee.

PNC Bank, Cincinnati Ohio

1994 - 2000

Vice President, Community Development

- Managed a \$74 million residential portfolio and achieved two outstanding ratings from the Office of the Comptroller of the Currency.
- Lead campaign to increase homeownership in Cincinnati with Freddie MAC and Mayor of Cincinnati.
- Created new product strategies for underserved business market.

The Provident Bank, Cincinnati, Ohio

1992 - 1994

Associate Director

- Managed and coordinated Community Reinvestment Act (CRA) programming for Northern Kentucky.
- Directed oversight of CRA products and service development.

Congressman Charles J. Luken, Cincinnati, Ohio

1991 - 1992

Intergovernmental/Community Affairs Special Assistant

- Researched and developed community forums on federal policy.
- Managed public affairs events on key federal legislation.

Mayor David S. Mann, Cincinnati, Ohio

1990 - 1991

Community Affairs Director

- Developed public affairs outreach on City legislation.
- Managed constituent relations for targeted city neighborhoods.

Ohio Secretary of State Sherrod Brown, Southwest Ohio

1987 - 1990

Public Information Officer

- Coordinated Southwest Ohio office for three county regions.

NATIONAL PRESENTATIONS DELIVERED INCLUDE

- RWJF National Childhood Obesity Team
- American Cancer Society
- Cobb Institute
- National Council on Black Health
- Centers for Disease Control
- Ohio Statewide Health Disparity Collaborative
- National Medical Association
- Black Communities: A Conference for Collaboration

- American Public Health Association (APHA)

MAHAFFEY HARRIS RENEE, CHES

PRESENT & PAST BOARDS/ACCOMPLISHMENTS

- Business Courier, 2021 Women Who Mean Business Awardee
- 2021 YWCA Racial Justice Award Honoree
- Ohio Governor Mike Dewine's COVID 19 Minority Strike Force
- UC Health 2021 Humanitarian Awardee
- National Urban One – 2021 SheHero
- Radio One Cincinnati, Pillar of the Community Award 2021
- Cincinnati City Council, Black History Month Honoree
- Region 6, COVID-19 Equitable Distribution Team
- University of Cincinnati's CEC Stakeholder Advisory Board
- Health Policy Institute Equity Collaborative
- Ohio Health Disparity Policy Committee
- Chaired Health In All policy Development City of Cincinnati
- Black Women's Health Movement
- Hamilton County Oral Health Coalition
- Governor DeWine's Recovery Ohio Minority Health Working Group
- Cincinnati Herald Nefertiti Awardee
- Health Collaborative Community Advisory Board and Gen-H Steering Committee
- Baptist Ministers Conference Community Outreach Award
- Ebony Magazine 50 Leaders of the Future
- The Cincinnati Herald - Nefertiti Award Winner
- Transformation of Mission-based Health Care Community Advisory Board
- Taft Lecture Series Advisory Council
- UC College of Medicine – MPH Community Advisory Board
- OAACHD (Ohio African-American Coalition on Health Disparities), President
- Health Equity Advisory Board for the Health Policy Institute of Ohio
- Ohio Coalition of Health Council- Leadership Team
- Ohio Health Disparities Collaborative Coalition - Policy Committee
- Giving Black Cincinnati Advisory Committee
- Cincinnati USA Regional Chamber Government Affairs Council
- Cincinnati Parks Foundation Board
- African American Leadership Development Program – Class II
- Ohio Commission on Minority Health Expert Medical Panel
- Applause Image Maker Award - Emerging Leader Award recipient
- Ohio Statewide Health Disparities Collaborative
- United Way and Community Chest Regional Leadership Team
- Chair United Way Neighborhood Vision Council
- Co-Chair United Way Government Relations Committee
- Greater Cincinnati Boys & Girls Club Board
- Greater Cincinnati Urban League Board
- YWCA Board of Directors
- UC Real Estate Advisory Committee
- Member of former Greater Cincinnati Port Authority
- SUMA Board of Directors
- DCI Small Business Committee
- 1997 Outstanding Young Woman of America

EDUCATION

- B.S. Communications, Ohio University,
- Health Education Certification, Union Institute,
- Certified Health Education Specialist (CHES)
- 2023 Candidate EMPH, Morehouse College of Medicine



AFTAB PUREVAL

City of Cincinnati, Office of the Mayor

August 2022

APPOINTMENT

I hereby appoint Ashley Harp to the Citizen Complaint Authority for a term of two years. This appointment is submitted to City Council for its advice & consent pursuant to its Rules.



Mayor Aftab Pureval



Ashley Harp

Advisor

 Cincinnati, OH 45207



PROFESSIONAL SUMMARY

Results-driven Executive with 8 years of progressive experience in Education and the progression of the Medical Medicinal industry. Exceptional leader, change manager and complex problem solver. Proven skills in operations oversight, policy development and process improvements.

ACCOMPLISHMENTS

Leading and organizing city wide Earth Day events for the community which included networking with different business owners within the community, finding Sponsorship, and providing education.

SKILLS

- Operational Leadership
- Change and Growth Management
- Effective Communicator and Public Speaker
- Leadership and People Development
- Educator

WORK HISTORY

CEO

05/2014 to CURRENT

PHG INC. | Cincinnati, OH

- Built productive relationships with industry partners and competitors to support strategic business objectives.
- Managed partnerships and strategic business relationships by negotiating contract terms and handling conflicts.
- Developed key operational initiatives to drive and maintain substantial business growth.
- Reviewed individual department performance and worked with leadership to improve processes, procedures and practices.
- Maintained effective staff and resource utilization rates to balance financial and operational obligations.
- Devised new promotional approaches to boost customer numbers and market penetration while enhancing engagement and driving growth.
- Cultivated forward-thinking, inclusive and performance-oriented business culture to lead industry in innovation and push progress.

PATIENT CARE ADVISOR

01/2019 to 03/2020

Green X | Cincinnati, OH

- Contributed to determination of type and duration of services necessary to meet client needs.

- Obtained information as necessary, reporting information to supervisor, and helping to monitor supply of medications.
- Applied knowledge and courtesy to explain procedures and services to Client
- Organized studies on the Variance of the different Medicinal products.
- Kept current with literature and Certification advancements to advocate to and for the client

LONG-TERM SUBSTITUTE TEACHER

08/2014 to 05/2019

Cincinnati Public Schools | Cincinnati, OH

- Repeatedly requested as substitute teacher by teachers based on excellent past referrals and trusted performance.
- Maintained day-to-day classroom management and discipline to promote learning initiatives.
- Taught diverse subjects for grades K-8, successfully delivering seamless teaching in absence of regular teacher.
- Organized lesson plans using teaching software for long-term interim assignments.
- Kept students on-task with proactive behavior modification and positive reinforcement strategies.
- Administered state wide test
- Taught long term 10th grade English

EDUCATION

Bachelor of Arts | Education

05/2014

Bennett College For Women, Greensboro, NC

CERTIFICATIONS

- Metric Training (Certification)
- Leaf Logix Training (Certification)

202201753



AFTAB PUREVAL
City of Cincinnati, Office of the Mayor

August 2022

REAPPOINTMENT

I hereby reappoint Tracey Johnson to the Citizen Complaint Authority for a term of two years. This appointment is submitted to City Council for its advice & consent pursuant to its Rules.



Mayor Aftab Pureval

202201754



AFTAB PUREVAL
City of Cincinnati, Office of the Mayor

August 2022

REAPPOINTMENT

I hereby reappoint Wanda Spivey to the Citizen Complaint Authority for a term of two years. This appointment is submitted to City Council for its advice & consent pursuant to its Rules.



Mayor Aftab Pureval



AFTAB PUREVAL

City of Cincinnati, Office of the Mayor

July 2022

APPOINTMENT

I hereby appoint Keizayla Fambro to the Convention Facilities Authority for a term of four years. This appointment is submitted to City Council for its advice & consent pursuant to its Rules.

Mayor Aftab Pureval



AFTAB PUREVAL

City of Cincinnati, Office of the Mayor

July 2022

REAPPOINTMENT

I hereby appoint John Eby to the Cincinnati Planning Commission for a term of five years. This appointment is submitted to City Council for its advice & consent pursuant to its Rules.

Mayor Aftab Pureval



AFTAB PUREVAL

City of Cincinnati, Office of the Mayor

August 2022

APPOINTMENT

I hereby appoint Mark Alexander to the FC Cincinnati Community Coalition, having been submitted to my office by the West End Community Council as one of their two allotted representatives, for a term of three years. This appointment is submitted to City Council for its advice & consent pursuant to its Rules.



Mayor Aftab Pureval



AFTAB PUREVAL

City of Cincinnati, Office of the Mayor

August 2022

APPOINTMENT

I hereby appoint Patricia Charlton to the FC Cincinnati Community Coalition, having been submitted to my office by the City West Neighborhood Association, Inc. as their allotted representative, for a term of three years. This appointment is submitted to City Council for its advice & consent pursuant to its Rules.



Mayor Aftab Pureval

207201756



AFTAB PUREVAL
City of Cincinnati, Office of the Mayor

August 2022

APPOINTMENT

I hereby appoint Councilmember Meeka Owens to the FC Cincinnati Community Coalition for a term of three years. This appointment is submitted to City Council for its advice & consent pursuant to its Rules.



Mayor Aftab Pureval

Date: September 1, 2022

To: Vice Mayor Jan-Michele Lemon Kearney
From: Emily Smart Woerner, Interim City Solicitor *EESW*
Subject: **Emergency Ordinance – Diversity, Equity, Inclusion and Accessibility Task Force**

Transmitted herewith is an emergency ordinance captioned as follows:

ESTABLISHING the Diversity, Equity, Inclusion and Accessibility Task Force (“Task Force”), a joint effort of the City of Cincinnati’s Office of Human Relations and Office of Aging and Accessibility, whose mission shall be to make recommendations to the Mayor, Council, and the City Manager regarding the development of a City policy on diversity, equity, inclusion, and accessibility; and **DETERMINING** that the goal of the Task Force shall be to recommend policy initiatives to the Mayor and Council to cultivate a diverse, inclusive, and accessible community by ensuring equitable opportunities for all community members, whereby all community members can fully and effectively access City services, influence City policy, and feel a sense of belonging and safety, and to make specific recommendations to the City Manager for methods by which to accomplish the policy initiatives to cultivate a diverse, inclusive, and accessible community.

EESW/LES(lb)
Attachment
368710



EMERGENCY

City of Cincinnati

LES

EESW

An Ordinance No. _____

-2022

ESTABLISHING the Diversity, Equity, Inclusion and Accessibility Task Force (“Task Force”), a joint effort of the City of Cincinnati’s Office of Human Relations and Office of Aging and Accessibility, whose mission shall be to make recommendations to the Mayor, Council, and the City Manager regarding the development of a City policy on diversity, equity, inclusion, and accessibility; and **DETERMINING** that the goal of the Task Force shall be to recommend policy initiatives to the Mayor and Council to cultivate a diverse, inclusive, and accessible community by ensuring equitable opportunities for all community members, whereby all community members can fully and effectively access City services, influence City policy, and feel a sense of belonging and safety, and to make specific recommendations to the City Manager for methods by which to accomplish the policy initiatives to cultivate a diverse, inclusive, and accessible community.

WHEREAS, the goal of the Diversity, Equity, Inclusion and Accessibility Task Force (“Task Force”) shall be to recommend policy initiatives to the Mayor and Council to cultivate a diverse, inclusive, and accessible community (“Policy”) by ensuring equitable opportunities for all community members, whereby all community members can fully and effectively access City services, influence City policy, and feel a sense of belonging and safety, and to make specific recommendations to the City Manager for methods by which to accomplish the Policy; and

WHEREAS, the Task Force shall consist of at least nine members, appointed by the Mayor with the approval of Council, who shall serve an initial term of two years, after which all members may serve one additional two-year term, continuing to serve on the Task Force until a replacement is appointed by the Mayor and approved by Council; and

WHEREAS, the Task Force shall convene no later than ninety days after the approval of all initial appointments and shall report back to the Mayor, City Manager, and Council within six months of its initial meeting to present a status report on the Policy and any recommendations; and

WHEREAS, the Task Force shall thereafter present an annual report to the Mayor, City Manager, and Council that contains recommended updates to the Policy and specific practices in furtherance of the Policy; and

WHEREAS, the Task Force shall create a glossary of terms and definitions concerning diversity, equity, inclusion, and accessibility, which will be publicly accessible on the City’s website; and

WHEREAS, the establishment of the Task Force is in accordance with the “Collaborate” goal to “[w]ork in synergy with the Cincinnati community” and strategy to “[u]nite our communities,” as well as the “Sustain” goal to “[b]ecome a healthier Cincinnati” as described on pages 181-186 and 209-212 of *Plan Cincinnati* (2012); now, therefore,

BE IT ORDAINED by the Council of the City of Cincinnati, State of Ohio:

Section 1. That the Diversity, Equity, Inclusion and Accessibility Task Force (“Task Force”), a joint effort of the City of Cincinnati’s Office of Human Relations and Office of Aging and Accessibility, is hereby established, and the Task Force’s mission shall be to make recommendations to the Mayor, Council, and the City Manager, regarding the development of a City policy on diversity, equity, inclusion, and accessibility (“Policy”).

Section 2. That the goals of the Task Force are to recommend policy initiatives to the Mayor and Council to cultivate a diverse, inclusive, and accessible community by ensuring equitable opportunities for all community members, whereby all community members can fully and effectively access City services, influence City policy, and feel a sense of belonging and safety, and to make specific recommendations to the City Manager for methods by which to accomplish the Policy.

Section 3. That the membership of the Task Force shall include at least nine members appointed by the Mayor with the approval of Council, who shall serve an initial term of two years, after which all members may serve one additional two-year term, and the members may continue to serve on the Task Force until a replacement is appointed by the Mayor and approved by Council.

Section 4. That the initial appointment of the Task Force member is for a term of two years commencing with the date of appointment by the Mayor and approval by Council.

Section 5. That the Task Force shall convene no later than 90 days after the approval of all initial appointments and shall report back to the Mayor, City Manager, and Council within six months of its initial meeting to present a status report with any recommendations.

Section 6. That the Task Force shall additionally present an annual report to the Mayor, City Manager, and Council that contains recommended updates to the Policy and specific practices in furtherance of the Policy.

Section 7. That the Task Force shall also create a publicly accessible glossary of terms and definitions concerning diversity, equity, inclusion, and accessibility.

Section 8. That the City Manager is hereby authorized to take all appropriate steps to ensure that appropriate support is provided to the Task Force and that the legislative policies enacted based on the Task Force's recommendations are carried out.

Section 9. That this ordinance shall be an emergency measure necessary for the preservation of the public peace, health, safety, and general welfare and shall, subject to the terms of Article II, Section 6 of the Charter, be effective immediately. The reason for the emergency is the immediate need to ensure that the formation and implementation of the Diversity, Equity, Inclusion and Accessibility Task Force can take place as quickly as possible.

Passed: _____, 2022

Aftab Pureval, Mayor

Attest: _____
Clerk



202201747

Jeff Cramerding
Councilmember


September 6, 2022


MOTION

WE MOVE that the Administration provide a report to outlining the parameters, processes, and constraints of the current yard waste disposal program. It should outline what the Ohio Revised Code and the Ohio Environmental Protection Agency require for yard waste disposal and identify better or best practices for yard waste removal and separation.

BACKGROUND

We want to find out how our current legal structure regulates this, both on the local and state level, and how we as a City can limit the environmental impact of yard waste disposal and increase the longevity of the Hamilton County garbage plant.





CAL

7M

SPRINGER

Officer T. Brown



202201673

Jeff Cramerding
Councilmember

August 16, 2022

MOTION

WE MOVE the Administration to produce a report within 60 days on the legality and options for increased flexibility on how the Urban Forestry frontage assessment funds are utilized, including identifying other Ohio cities that have more flexibility in their programs. The current program is limited to planting, maintenance and management of trees that are within and/or pose a risk to the right of way. If the funds could be used to plant and maintain trees on other public property, including other city property or Cincinnati Public Schools property, it could be a tool in reducing heat islands in vulnerable low canopy neighborhoods, such as Bond Hill, Avondale, Millvale, Winton Hills, and others.

This motion and the subsequent report should not raise the assessment, just create flexibility on how existing funds could be spent.

JEFF CRAMERDING

Shirley D. Owens

Jan-Michael Lemoine

HN

8/18

CAL

8/18/13

Officer D. Quinn

OFFICER D. QUINN

8/18/13

8/18/13

September 8, 2022

To: Mayor and Members of Council

202201704

From: John P. Curp, Interim City Manager

Subject: Appointment to the Historic Conservation Board: John M. Yung

The Interim City Manager hereby recommends the appointment of John M. Yung to the Historic Conservation Board under the “person engaged in the real estate, development or construction industry” qualification of Cincinnati Administrative Code Article XXX, Section 4(v). Mr. Yung’s resume is attached for your consideration.

Mr. Yung’s appointment will be for a term of three years from the day of approval by the Council, and the Interim City Manager will proceed with this appointment with the approval of Council.

Attachment

John M. Yung, AICP

PROFESSIONAL PROFILE

Passionate about urban planning and its impacts on people and places. Committed to enriching communities through wielding a diverse array of planning strategies. Skilled in land use code development, development plan review, and project implementation with excellent skills in engaging community members and elected officials. Interested in taking on new responsibilities and new challenges.

PROFESSIONAL EXPERIENCE

Senior Project Executive | Urban Fast Forward Sept. 2015 - Present

- Principal planner and project lead on key planning projects including:
 - Springfield Engaged Neighborhood Plan Phase I and II – Springfield, OH
 - Beekman and Queen City Strategic Guidebook – Working in Neighborhoods, Cincinnati, OH
 - Container Park Site Selection Report – Hamilton County, OH
 - Northbrook Reinvestment Plan – Colerain Township, OH
 - Healthy Hilltops Hamilton Avenue Corridor Plan – Mt. Healthy, OH
 - Made in Camp Neighborhood Plan – Cincinnati, OH
 - College Hill Connects – Cincinnati, OH
- Planning support and stakeholder engagement on:
 - Restaurant and Retail Revitalization Report – The Port, Cincinnati, OH
 - Summit Park Development – City of Blue Ash, OH
- Team lead and management of division staff, co-ops and project partners.
- Chief troubleshooter for dynamic economic development and real estate projects.
- Advise developer clients on navigating local land use laws and procedures.

Adjunct Professor | University of Cincinnati Jan. 2020 – Dec. 2020

- Co-instructor on graduate-level capstone and undergraduate studio classes in the School of Planning.
- Coordinate student group discussions both in-person and online through COVID-19 pandemic.
- Collaborate with partner adjunct professor in reviewing, grading and providing feedback to students.

Assistant Village Manager | Village of Yellow Springs Jan. 2015 – Sept. 2015

- Enforced zoning regulations, property maintenance ordinances and coordinate zoning permitting.
- Staff support for Village Council, Planning Commission, and Board of Zoning Appeals.
- Coordinate economic development efforts including exploration of fiber optics implementation in village.

Zoning Administrator | City of Bellevue, Kentucky Sept. 2006 – Dec. 2014

- Developed and implemented the region's first Form-based zoning code from inception to adoption.
- Enforced Zoning Regulations, coordinated Zoning Map changes, and drafted 2008 Comprehensive Plan.
- Mediate a wide variety of planning issues between competing interests.
- Staff support for Planning Commission, Board of Adjustment and Tree Commission.
- Conduct research using city's GIS system and maintain GIS records.
- Oversee Rental Conversion and Off-Street Parking grant programs.
- Additional roles include residential building inspection, floodplain administration and code enforcement.

EDUCATION

University of Cincinnati DAAP

2009-2013

Masters in Community Planning
Specialization in Physical Planning
3.7 GPA

Muskingum University

2001-2005

Bachelors in Arts
Major in Political Science & Philosophy
3.0 GPA

Date: September 8, 2022

To: Mayor and Members of City Council

202201661

From: John P. Curp, Interim City Manager

Subject: **Liquor License – Transfer of Ownership**

FINAL RECOMMENDATION REPORT

OBJECTIONS: Cincinnati Police Department, East Price Hill Improvement Association

This is a report on a communication from the State of Ohio, Division of Liquor Control, advising of a permit application for the following:

APPLICATION: 70770400005
PERMIT TYPE: TRFO
CLASS: C1 C2 D6
NAME: PRICE HILL PETROLEUM LLC
DBA: NONE LISTED
3749 GLENWAY AV
CINCINNATI, OH 45205

As of today's date, the Department of Buildings & Inspections provided no comment with their investigation.

On July 7, East Price Hill Improvement Association was notified of this application and do object.



Police Department Approval

David M. Laing, Assistant City Prosecutor
Law Department - Recommendation
Objection No Objection

MUST BE RECEIVED BY OHIO DIVISION OF LIQUOR CONTROL BY: August 23, 2022

Date: 7/20/2022
To: Lieutenant Colonel Teresa Theetge, Interim Police Chief
From: Police Officer Melissa Emody, District Three Neighborhood Liaison Unit
Copies to:
Subject: RENEWAL, TRANSFER OR ISSUANCE OF LIQUOR LICENSES

PATROL BUREAU MEMO #: 22-329

DISTRICT INVESTIGATING LIQUOR PERMIT PREMISE: District Three

PERMIT #: 8019027

TYPE OF PERMIT APPLIED FOR: Transfer of Ownership

PERMIT NAME & ADDRESS:

Name:	Price Hill Petroleum LLC
Address:	3749 Glenway Ave, Cincinnati Ohio 45205

APPLICANTS NAME(S): Amaninderjit Singh, Rajinder Kaur

INSPECTION / INVESTIGATION INFORMATION:

Officer:	Melissa Emody
Date:	7/19/2022
Findings:	The windows are covered with shelving and advertising obstructing the view to the parking lot. Mold was observed in the beverage cooler. The storage area is cluttered with inventory. The product is sitting directly on the floor and in the walkway creating a significant hazard as the walkway is almost impassible. The food service license expired in March 2022.

COMMUNITY COUNCIL NOTIFIED:

Name 1: Shella Rosenthal	Date: 7/7/2022	Notified by: email
Phone:	E-mail: sk.rosenthal@gmail.com	
Name 2:	Date:	Notified by: (select from menu)
Phone:	E-mail:	

DISPOSITION OF THE COMMUNITY COUNCIL:

☐ NO OBJECTIONS
 ☒ OBJECTION: Attached Letter with Community Council Letterhead

DISPOSITION OF THE DISTRICT:

☐ NO OBJECTIONS ☒ OBJECTION: If objection checked, a narrative is required below

REASON FOR OBJECTION:

Price Hill Petroleum LLC. has been operating under the liquor license of previous owner JT Shah LLC., DBA Glenway BP. The business was sold October 1, 2021 according to Jignesh Shah, the principle owner of JT Shah LLC. Current applicant Amaninderjit Singh has continued to operate under license #8019027 issued to JT Shah LLC. This business is being operated in disregard for the public decency of the neighborhood. Employees working at the store have been cited for selling intoxicating liquor to persons under 21 on more than one occasion. Officers observed mold in the beverage coolers. The storage area is small and cluttered with inventory. Product packaging is sitting directly on the floor and is stacked in the walkway creating a significant hazard. The amount of space left is almost impassible. Officers had to move a stack of canned beverages in order to open the door to the bathroom. All licenses are posted in the office located in the storage area. The food service license expired in March 2022.

This location has created a strain on police resources. Since January 1, 2022 there have been approximately 145 calls for service. Types of calls for service include disorderly persons, thefts, drug complaints, crowds, panhandlers, assaults, weapon and gun runs, menacings and trespassings. There have been 52 officer initiated investigations and directed patrols. These have resulted in 7 arrests and a gun recovery. There are 12 criminal reports associated with this address.

MAE

JRA

Capt. O. [Signature], C-8
7/25/22

For objection
-ms/lrcy
7/26/22.



East Price Hill
Improvement Association

EPHIA
PO Box 5420
Cincinnati, Ohio 45205
513-341-8430
info@ephia.org
eastpricehill.org

July 11, 2022

City of Cincinnati
801 Plum Street, Cincinnati, Ohio 45202

To Whom It May Concern,

The East Price Hill Improvement Association Community Council **OBJECTS** to the liquor license application for Price Hill Petroleum, LLC located at 3749 Glenway Avenue and operating the business known as Glenway BP at that address.

The Glenway BP, under the management of Price Hill Petroleum LLC, has been the site of multiple crimes including shootings resulting in a homicide and numerous assaults. The Glenway BP, under the management of Price Hill Petroleum LLC, has also been cited for selling drugs and for selling alcohol to minors. This business is not operated in a way that is clean or safe, and it has a significantly negative impact in both the East Price Hill community and the West Price Hill community. Efforts by the East Price Hill Improvement Association Community Council and the Cincinnati Police Department to work with the owner of the Glenway BP have not been productive or effective.

The East Price Hill Improvement Association requests that you **DENY** the application of Price Hill Petroleum, LLC for any and all liquor licenses.

Sincerely,

Sheila Rosenthal
President

City of Cincinnati

Council



Melissa Autry, CMC
Clerk of Council

Office of the Clerk

July 7, 2022

801 Plum Street, Suite 308
Cincinnati, Ohio 45202
Phone: (513) 352-3246
Fax: (513) 352-2578

OHIO DIVISION OF LIQUOR CONTROL
LICENSING SECTION
NEW PERMIT SECTION
6606 TUSSING ROAD
P O BOX 4005
REYNOLDSBURG, OH 43068-9005

Dear Ohio Division of Liquor Control:

The Council of the City of Cincinnati, State of Ohio, is requesting a 30 day extension on the below cited liquor permit application:

Application No.: 70770400005
Permit Type: TRFO C1 C2 D6
Name: PRICE HILL PETROLEUM LLC
3749 GLENWAY AV
CINCINNATI OH 45205

Pursuant to R.C. 4303.26(A), City of Cincinnati City Council, through its Clerk of Council (collectively, hereinafter "the City"), respectfully requests an additional 30 days in which to respond to the Ohio Division of Liquor Control regarding whether the City will request a hearing on the subject liquor permit application. The City makes such time extension request for good cause and not for unnecessary delay. Specifically, the City requires additional time for each of its various departments and the applicable community council to review and investigate the liquor application by performing all necessary inspections and research including, but not limited to, permit applicant interviews, site premises inspections, background investigations, and historical investigations regarding the history of the permit premises and the subject location. Moreover, such extension of time would provide the applicable community council an opportunity to meet, vote, and respond back to the City by the deadline. Therefore, the City requires such time extension in order to perform its due diligence in this matter. The City respectfully requests this time extension in good faith, for good cause, and not for unnecessary delay.

Please fax the confirmation back to us as soon as possible at (513)352-2578.

Thank you for your prompt attention.

Sincerely,

Melissa Autry, CMC
Clerk of Council

**NOTICE TO LEGISLATIVE
AUTHORITY**

OHIO DIVISION OF LIQUOR CONTROL
6406 TUSSING ROAD, P.O. BOX 4003
REYNOLDSBURG, OHIO 43068-0003
(614) 344-2350 FAX (614) 344-3169

TO

70770400005		TRFO	PRICE HILL PETROLEUM LLC 3749 GLENWAY AV CINCINNATI OHIO 45205
06 01	2022		
06 17	2022		
C1 C2 D6			
31 066	A	E27773	

FROM

8019027			JT SHAH LLC DBA GLENWAY BP 3749 GLENWAY AV CINCINNATI OHIO 45205
06 01	2022		
06 17	2022		
C1 C2 D6			
31 066			

MAILED 08/23/2022

RESPONSES MUST BE POSTMARKED NO LATER THAN

07/25/2022

IMPORTANT NOTICE

PLEASE COMPLETE AND RETURN THIS FORM TO THE DIVISION OF LIQUOR CONTROL
WHETHER OR NOT THERE IS A REQUEST FOR A HEARING.

REFER TO THIS NUMBER IN ALL INQUIRIES A TRFO 70770400005

(TRANSACTION NUMBER)

(MUST MARK ONE OF THE FOLLOWING)

WE REQUEST A HEARING ON THE ADVISABILITY OF ISSUING THE PERMIT AND REQUEST THAT
THE HEARING BE HELD ☐ IN OUR COUNTY SEAT. ☐ IN COLUMBUS.

WE DO NOT REQUEST A HEARING ☐

DID YOU MARK A BOX? IF NOT, THIS WILL BE CONSIDERED A LATE RESPONSE

PLEASE SIGN BELOW AND MARK THE APPROPRIATE BOX INDICATING YOUR TITLE

(Signature)

(Title) ☐ Clerk of County Commissioner

(Date)

☒ Clerk of City Council

☐ Towns

CINCINNATI CITY COUNCIL
801 PLUM ST #308
CINCINNATI OHIO 45202

Batch #: 9
Article #: 92147969009997901643609271
Date/Time: 8/22/2022 3:47:26PM
Code: 70770400005

Internal File #:
Internal Code:

7 JUL 22 AM 9:48

CLC 4582

CLERK OF COUNCIL

City of Cincinnati

Council



Melissa Autry, CMC
Clerk of Council

Office of the Clerk

801 Plum Street, Suite 308
Cincinnati, Ohio 45202
Phone (513) 352-3246
Fax (513) 352-2578

For City Bulletin

Liquor Permit Application

From the Department of Liquor Control advising of permit application for the following:

Application No.: 70770400005
Permit Type: TRFO C1 C2 D6
Name: PRICE HILL PETROLEUM LLC
3749 GLENWAY AV
CINCINNATI OH 45205

Pursuant to Section 4303.261 of the Ohio Revised Code, Council must notify the Department of Liquor Control within thirty days if there is an objection to the above permit.

Notice of Application was received by the Clerk of Council's Office

07/07/2022

MELISSA AUTRY, CMC Clerk of Council

The last day for the State to receive an objection is

07/25/2022

Date: September 8, 2022

To: Mayor and Members of City Council

202201675

From: John P. Curp, Interim City Manager

Subject: Liquor License – Transfer of Ownership

FINAL RECOMMENDATION REPORT

OBJECTIONS: None

This is a report on a communication from the State of Ohio, Division of Liquor Control, advising of a permit application for the following:

APPLICATION: 9307825
PERMIT TYPE: TRFO
CLASS: D3
NAME: VYBEZ LLC
DBA: VYBEZ HOOKAH BAR & LOUNGE
7825 READING RD
CINCINNATI, OH 45237

On July 4, Roselawn Community Council was notified of this application and do not object.



Police Department Approval

David M. Laing, Assistant City Prosecutor
Law Department - Recommendation
Objection No Objection

MUST BE RECEIVED BY OHIO DIVISION OF LIQUOR CONTROL BY: August 26, 2022



Date: July 19, 2022

To: Lieutenant Colonel Teresa A. Theetge, Interim Police Chief

From: Police Officer Patrice Brooks, District Four, Neighborhood Liaison Unit

Copies to:

Subject: **RENEWAL, TRANSFER OR ISSUANCE OF LIQUOR LICENSES**

PATROL BUREAU MEMO #: 22-325

DISTRICT INVESTIGATING LIQUOR PERMIT PREMISE: District Four

PERMIT #: 9307825

TYPE OF PERMIT APPLIED FOR: Transfer of Ownership

PERMIT NAME & ADDRESS:

Name:	Vybez Hookah Bar and Lounge
Address:	7825 Reading Road, Cincinnati, Ohio 45237

APPLICANTS NAME(S): Ferrah Walton, Allison Ballard

INSPECTION / INVESTIGATION INFORMATION:

Officer:	Police Officer Patrice Brooks
Date:	07/13/2022
Findings:	No Finding

COMMUNITY COUNCIL NOTIFIED:

Name 1: Ted McConnell	Date: 7/13/2022	Notified by: email
Phone: 513-886-2555	E-mail: tedmcconnellcc@gmail.com	
Name 2:	Date:	Notified by: (select from menu)
Phone:	E-mail:	

DISPOSITION OF THE COMMUNITY COUNCIL:

☒ NO OBJECTIONS ☐ OBJECTION: Attached Letter with Community Council Letterhead

DISPOSITION OF THE DISTRICT:

☒ NO OBJECTIONS ☐ OBJECTION: If objection checked, a narrative is required below

REASON FOR OBJECTION:

On July 13, 2022, Officer Patrice Brooks conducted a liquor inspection at 7825 Reading Rd in Roselawn. All items were checked and in compliance. District Four has no objections to the transfer of ownership at this time.

Officer Patrice Brooks made contact via email with Mr. Ted McConnell, President of the Roselawn Community Council. No objections were noted for the license transfer.

PAB

PAB

7/19/22

NO OBJECTION ✓

Capt M. J. Lewis

D-4

No Objection

- mlf/LTCY

7/20/22.

City of Cincinnati

Council



Melissa Autry, CMC
Clerk of Council

Office of the Clerk

801 Plum Street, Suite 308
Cincinnati, Ohio 45202
Phone (513) 352-3246
Fax (513) 352-2578

July 1, 2022

OHIO DIVISION OF LIQUOR CONTROL
LICENSING SECTION
NEW PERMIT SECTION
6606 TUSSING ROAD
P O BOX 4005
REYNOLDSBURG, OH 43068-9005

Dear Ohio Division of Liquor Control:

The Council of the City of Cincinnati, State of Ohio, is requesting a 30 day extension on the below cited liquor permit application:

Application No.: 9307825
Permit Type: TRFO D3
Name: VYBEZ LLC
DBA VYBEZ HOOKAH BAR & LOUNGE
7825 READING RD
CINCINNATI, OHIO 45237

Pursuant to R.C. 4303.26(A), City of Cincinnati City Council, through its Clerk of Council (collectively, hereinafter "the City"), respectfully requests an additional 30 days in which to respond to the Ohio Division of Liquor Control regarding whether the City will request a hearing on the subject liquor permit application. The City makes such time extension request for good cause and not for unnecessary delay. Specifically, the City requires additional time for each of its various departments and the applicable community council to review and investigate the liquor application by performing all necessary inspections and research including, but not limited to, permit applicant interviews, site premises inspections, background investigations, and historical investigations regarding the history of the permit premises and the subject location. Moreover, such extension of time would provide the applicable community council an opportunity to meet, vote, and respond back to the City by the deadline. Therefore, the City requires such time extension in order to perform its due diligence in this matter. The City respectfully requests this time extension in good faith, for good cause, and not for unnecessary delay.

Please fax the confirmation back to us as soon as possible at (513) 352-2578.

Thank you for your prompt attention.

Sincerely,

Melissa Autry, CMC
Clerk of Council

**NOTICE TO LEGISLATIVE
AUTHORITY**

OHIO DIVISION OF LIQUOR CONTROL
8808 TUSSENG ROAD, P.O. BOX 4008
REYNOLDSBURG, OHIO 43068-8008
(614)844-2380 FAX(614)844-3188

TO

9307825		TRF		VYBEZ LLC DBA VYBEZ HOOKAH BAR & LOUNGE 7825 READING RD CINCINNATI OH 45237
PERMIT NUMBER		TYPE		
ISSUE DATE				
FILING DATE				
D3		PERMIT CLASS		
31	066	F027721		FROM
TAX DISTRICT		RECEIPT NO.		

0147785		NEW		DIONNE ANDERSON DBA SAVAGE HOOKAH BAR & LOUNGE 7825 READING RD CINCINNATI OH 45237
PERMIT NUMBER		TYPE		
05 05 2022		ISSUE DATE		
FILING DATE				
D3		PERMIT CLASS		
31	066			
TAX DISTRICT		RECEIPT NO.		

MAILED JUNE 27, 2022

RESPONSES MUST BE POSTMARKED NO LATER THAN.

JULY 27, 2022

IMPORTANT NOTICE

PLEASE COMPLETE AND RETURN THIS FORM TO THE DIVISION OF LIQUOR CONTROL
WHETHER OR NOT THERE IS A REQUEST FOR A HEARING.
REFER TO THIS NUMBER IN ALL INQUIRIES

(TRANSACTION & NUMBER)

(MUST MARK ONE OF THE FOLLOWING)

WE REQUEST A HEARING ON THE ADVISABILITY OF ISSUING THE PERMIT AND REQUEST THAT
THE HEARING BE HELD ☐ IN OUR COUNTY SEAT. ☐ IN COLUMBUS.

WE DO NOT REQUEST A HEARING ☐

DID YOU MARK A BOX? IF NOT, THIS WILL BE CONSIDERED A LATE RESPONSE

PLEASE SIGN BELOW AND MARK THE APPROPRIATE BOX INDICATING YOUR TITLE

(Signature)

(Title) ☐ Clerk of County Commissioner

(Date)

☐ Clerk of City Council

☐ Township Fiscal Officer

JUL 27 2022

CLERK OF COUNCIL

City of Cincinnati

Council



Melissa Autry, CMC
Clerk of Council

Office of the Clerk

801 Plum Street, Suite 308
Cincinnati, Ohio 45202
Phone (513) 352-3246
Fax (513) 352-2578

For City Bulletin

Liquor Permit Application

From the Department of Liquor Control advising of permit application for the following:

Application No.: 9307825
Permit Type: TRFO D3
Name: VYBEZ LLC
DBA VYBEZ HOOKAH BAR & LOUNGE
7825 READING RD
CINCINNATI OH 45237

Pursuant to Section 4303.261 of the Ohio Revised Code, Council must notify the Department of Liquor Control within thirty days if there is an objection to the above permit.

Notice of Application was received by the Clerk of Council's Office

07/01/22

MELISSA AUTRY, CMC Clerk of Council

The last day for the State to receive an objection is

07/27/22

Date: September 8, 2022

To: Mayor and Members of City Council
From: John P. Curp, Interim City Manager
Subject: Liquor License – Transfer of Ownership

202201676

FINAL RECOMMENDATION REPORT

OBJECTIONS: None

This is a report on a communication from the State of Ohio, Division of Liquor Control, advising of a permit application for the following:

APPLICATION: 3691906
PERMIT TYPE: TRFO
CLASS: C1 C2
NAME: HEWINATI LLC
DBA: ZEE FOOD MART
1906 LOSANTIVILLE AVE
CINCINNATI, OH 45237

On July 4, Roselawn Community Council was notified of this application and do not object.



Police Department Approval

David M. Laing, Assistant City Prosecutor
Law Department - Recommendation
Objection No Objection

MUST BE RECEIVED BY OHIO DIVISION OF LIQUOR CONTROL BY: August 26, 2022



Date: July 19, 2022

To: Lieutenant Colonel Teresa A. Theetge, Interim Police Chief

From: Police Officer Patrice Brooks, District Four, Neighborhood Liaison Unit

Copies to:

Subject: **RENEWAL, TRANSFER OR ISSUANCE OF LIQUOR LICENSES**

PATROL BUREAU MEMO #: 22-325

DISTRICT INVESTIGATING LIQUOR PERMIT PREMISE: District Four

PERMIT #: 77577388

TYPE OF PERMIT APPLIED FOR: Transfer of Ownership

PERMIT NAME & ADDRESS:

Name:	Zee Food Market
Address:	1906 Losantiville Ave Cincinnati, Ohio 45237

APPLICANTS NAME(S): Abel Yimesgen

INSPECTION / INVESTIGATION INFORMATION:

Officer:	Police Officer Patrice Brooks
Date:	07/13/2022
Findings:	No Finding

COMMUNITY COUNCIL NOTIFIED:

Name 1: Ted McConnell	Date: 7/13/2022	Notified by: email
Phone: 513-886-2555	E-mail: tedmcconnellcc@gmail.com	
Name 2:	Date:	Notified by: (select from menu)
Phone:	E-mail:	

DISPOSITION OF THE COMMUNITY COUNCIL:

☒ NO OBJECTIONS ☐ OBJECTION: Attached Letter with Community Council Letterhead

DISPOSITION OF THE DISTRICT:

☒ NO OBJECTIONS ☐ OBJECTION: If objection checked, a narrative is required below

REASON FOR OBJECTION:

On July 13, 2022, Officer Patrice Brooks conducted a liquor inspection at 1906 Losantiville Ave in Roselawn. All items were checked and in compliance. District Four has no objections to the transfer of ownership at this time.

Officer Patrice Brooks made contact via email with Mr. Ted McConnell, President of the Roselawn Community Council. No objections were noted for the license transfer.

FAB
FAB

>1/19/22
NO OBJECTION ✓
Capt. M. J. / C110
0-4

No Objection
- mfg / LTC4
7/20/22.

City of Cincinnati

Council



Melissa Autry, CMC
Clerk of Council

Office of the Clerk

801 Plum Street, Suite 308
Cincinnati, Ohio 45202
Phone (513) 352-3246
Fax (513) 352-2578

July 1, 2022

OHIO DIVISION OF LIQUOR CONTROL
LICENSING SECTION
NEW PERMIT SECTION
6606 TUSSING ROAD
P O BOX 4005
REYNOLDSBURG, OH 43068-9005

Dear Ohio Division of Liquor Control:

The Council of the City of Cincinnati, State of Ohio, is requesting a 30 day extension on the below cited liquor permit application:

Application No.: 3691906
Permit Type: TRFO C1 C2
Name: HEWINATI LLC
DBA ZEE FOOD MART
1906 LOSANTIVILLE AVE
CINCINNATI, OHIO 45237

Pursuant to R.C. 4303.26(A), City of Cincinnati City Council, through its Clerk of Council (collectively, hereinafter "the City"), respectfully requests an additional 30 days in which to respond to the Ohio Division of Liquor Control regarding whether the City will request a hearing on the subject liquor permit application. The City makes such time extension request for good cause and not for unnecessary delay. Specifically, the City requires additional time for each of its various departments and the applicable community council to review and investigate the liquor application by performing all necessary inspections and research including, but not limited to, permit applicant interviews, site premises inspections, background investigations, and historical investigations regarding the history of the permit premises and the subject location. Moreover, such extension of time would provide the applicable community council an opportunity to meet, vote, and respond back to the City by the deadline. Therefore, the City requires such time extension in order to perform its due diligence in this matter. The City respectfully requests this time extension in good faith, for good cause, and not for unnecessary delay.

Please fax the confirmation back to us as soon as possible at (513)352-2578.

Thank you for your prompt attention.

Sincerely,

Melissa Autry, CMC
Clerk of Council

NOTICE TO LEGISLATIVE
AUTHORITY

OHIO DIVISION OF LIQUOR CONTROL
8808 TUSSING ROAD, P.O. BOX 4005
REYNOLDSBURG, OHIO 43088-9005
(614)844-2380 FAX(614)844-3188

TO

3691906		TRFO	HEWINATI LLC
06 01 2022		PERMIT NUMBER	TYPE
06 06 2022		ISSUE DATE	DEA ZEE FOOD MART
C1 C2		EXPIRATION DATE	1906 LOSANTIVILLE AVE
31 066		PERMIT CLASSES	CINCINNATI OH 45237
F27789		TAX DISTRICT	RECEIPT NO.

FROM 06/23/2022

7757388			SAVANNAH FOOD MART LLC
06 01 2022		PERMIT NUMBER	TYPE
06 06 2022		ISSUE DATE	DEA SAVANNAH FOOD MART
C1 C2		EXPIRATION DATE	1906 LOSANTIVILLE AVE
31 066		PERMIT CLASSES	CINCINNATI OH 45237
		TAX DISTRICT	RECEIPT NO.



MAILED 06/23/2022

RESPONSES MUST BE POSTMARKED NO LATER THAN 07/25/2022

IMPORTANT NOTICE

PLEASE COMPLETE AND RETURN THIS FORM TO THE DIVISION OF LIQUOR CONTROL
WHETHER OR NOT THERE IS A REQUEST FOR A HEARING.
REFER TO THIS NUMBER IN ALL INQUIRIES

A TRFO 3691906

(TRANSACTION & NUMBER)

(MUST MARK ONE OF THE FOLLOWING)

WE REQUEST A HEARING ON THE ADVISABILITY OF ISSUING THE PERMIT AND REQUEST THAT
THE HEARING BE HELD ☐ IN OUR COUNTY SEAT. ☐ IN COLUMBUS.

WE DO NOT REQUEST A HEARING. ☐

DID YOU MARK A BOX? IF NOT, THIS WILL BE CONSIDERED A LATE RESPONSE.

PLEASE SIGN BELOW AND MARK THE APPROPRIATE BOX INDICATING YOUR TITLE:

(Signature)

(Title)- ☐ Clerk of County Commissioner

(Date)

☐ Clerk of City Council

☐ Township Fiscal Officer

CINCINNATI CLERK OF COUNCIL
CITY HALL
801 PLUM ST ROOM 308
CINCINNATI OHIO 45202

City of Cincinnati

Council



Melissa Autry, CMC
Clerk of Council

Office of the Clerk

801 Plum Street, Suite 308
Cincinnati, Ohio 45202
Phone (513) 352-3246
Fax (513) 352-2578

For City Bulletin

Liquor Permit Application

From the Department of Liquor Control advising of permit application for the following:

Application No.: 3691906
Permit Type: TRFO C1 C2
Name: HEWINATI LLC
DBA ZEE FOOD MART
1906 LOSANTIVILLE AVE
CINCINNATI OH 45237

Pursuant to Section 4303.261 of the Ohio Revised Code, Council must notify the Department of Liquor Control within thirty days if there is an objection to the above permit.

Notice of Application was received by the Clerk of Council's Office

07/01/22

MELISSA AUTRY, CMC Clerk of Council

The last day for the State to receive an objection is

07/25/22

Date: September 8, 2022

To: Mayor and Members of City Council

202201677

From: John P. Curp, Interim City Manager

Subject: Liquor License – Transfer (Exempt)

FINAL RECOMMENDATION REPORT

OBJECTIONS: None

This is a report on a communication from the State of Ohio, Division of Liquor Control, advising of a permit application for the following:

APPLICATION: 42637120010
PERMIT TYPE: TREX
CLASS: D5 D6
NAME: JEFF RUBY STEAKHOUSE LLC
DBA: JEFF RUBYS
505 VINE ST
CINCINNATI, OH 45202

As of today's date, the Department of Buildings & Inspections provided no comment with their investigation.

On July 15, Downtown Residents Council was notified of this application and do not object.



Police Department Approval

David M. Laing, Assistant City Prosecutor
Law Department - Recommendation
Objection No Objection

MUST BE RECEIVED BY OHIO DIVISION OF LIQUOR CONTROL BY: August 31, 2022

Date: July 22, 2022

To: Lieutenant Colonel Teresa A. Theetge, Interim Police Chief

From: Captain Douglas M. Wiesman, Central Business Section Commander

Copies to:

Subject: **RENEWAL, TRANSFER OR ISSUANCE OF LIQUOR LICENSES**

PATROL BUREAU MEMO #: ~~NA~~ 22-337

DISTRICT INVESTIGATING LIQUOR PERMIT PREMISE: Central Business Section

PERMIT #: 42637120010

TYPE OF PERMIT APPLIED FOR: Transfer Exempt

PERMIT NAME & ADDRESS:

Name:	Jeff Ruby Steakhouse LLC
Address:	505 Vine Street

APPLICANTS NAME(S): Brittney Ruby Miller

INSPECTION / INVESTIGATION INFORMATION:

Officer:	Sergeant Mark Kelley
Date:	7/22/22
Findings:	No Objection

COMMUNITY COUNCIL NOTIFIED:

Name 1: Allen Bunker

Date: 7/20/2022

Notified by: phone

Phone:

E-mail:

Name 2:

Date:

Notified by: (select from menu)

Phone:

E-mail:

DISPOSITION OF THE COMMUNITY COUNCIL:

☒ NO OBJECTIONS ☐ OBJECTION: Attached Letter with Community Council Letterhead

DISPOSITION OF THE DISTRICT:

☒ NO OBJECTIONS ☐ OBJECTION: If objection checked, a narrative is required below

REASON FOR OBJECTION:

Transfer Exempt. No Objection.



DMW
[Signature]
7-22-22

No Objection
- mfg/LTCY
7/26/22

City of Cincinnati

Council



Melissa Autry, CMC
Clerk of Council

Office of the Clerk

801 Plum Street, Suite 308
Cincinnati, Ohio 45202
Phone (513) 352-3246
Fax (513) 352-2578

July 11, 2022

OHIO DIVISION OF LIQUOR CONTROL
LICENSING SECTION
NEW PERMIT SECTION
6606 TUSSING ROAD
P O BOX 4005
REYNOLDSBURG, OH 43068-9005

Dear Ohio Division of Liquor Control:

The Council of the City of Cincinnati, State of Ohio, is requesting a 30 day extension on the below cited liquor permit application:

Application No.: 42637120010
Permit Type: TREX D5 D6
Name: JEFF RUBY STEAKHOUSE LLC
DBA JEFF RUBYS
505 VINE ST
CINCINNATI OH 45202

Pursuant to R.C. 4303.26(A), City of Cincinnati City Council, through its Clerk of Council (collectively, hereinafter "the City"), respectfully requests an additional 30 days in which to respond to the Ohio Division of Liquor Control regarding whether the City will request a hearing on the subject liquor permit application. The City makes such time extension request for good cause and not for unnecessary delay. Specifically, the City requires additional time for each of its various departments and the applicable community council to review and investigate the liquor application by performing all necessary inspections and research including, but not limited to, permit applicant interviews, site premises inspections, background investigations, and historical investigations regarding the history of the permit premises and the subject location. Moreover, such extension of time would provide the applicable community council an opportunity to meet, vote, and respond back to the City by the deadline. Therefore, the City requires such time extension in order to perform its due diligence in this matter. The City respectfully requests this time extension in good faith, for good cause, and not for unnecessary delay.

Please fax the confirmation back to us as soon as possible at (513) 352-2578.

Thank you for your prompt attention.

Sincerely,

Melissa Autry, CMC
Clerk of Council

NOTICE TO LEGISLATIVE AUTHORITY

OHIO DIVISION OF LIQUOR CONTROL
6606 TUSSING ROAD
P.O. BOX 4005
REYNOLDSBURG, OHIO 43068-9005

42637120010		TREX		TO	
PERMIT NUMBER		TYPE		JEFF RUBY STEAKHOUSE LLC	
06-24-2022		ISSUE DATE		DBA JEFF RUBYS	
D5,D6		FILING DATE		505 VINE ST	
31		066		CINCINNATI OH 45202	
TAX DISTRICT		B		F027826	
RECEIPT NO.					

FROM
June 29, 2022

56520030040				MAX & ERMAS HOLDINGS LLC	
10-01-2019		ISSUE DATE		DBA MAX & ERMAS	
D5,D6		FILING DATE		7890 MENTOR AV	
43		077		MENTOR OHIO 44060	
TAX DISTRICT		C			
RECEIPT NO.					



MAILED 06/29/2022

RESPONSES MUST BE POSTMARKED NO LATER THAN. 07/30/2022

IMPORTANT NOTICE

PLEASE COMPLETE AND RETURN THIS FORM TO THE DIVISION OF LIQUOR CONTROL

WHETHER OR NOT THERE IS A REQUEST FOR A HEARING.

REFER TO THIS NUMBER IN ALL INQUIRIES **B TREX 42637120010**

(TRANSACTION & NUMBER)

(MUST MARK ONE OF THE FOLLOWING)

WE REQUEST A HEARING ON THE ADVISABILITY OF ISSUING THE PERMIT AND REQUEST THAT
THE HEARING BE HELD ☐ IN OUR COUNTY SEAT. ☐ IN COLUMBUS.

WE DO NOT REQUEST A HEARING. ☐

DID YOU MARK A BOX? IF NOT, THIS WILL BE CONSIDERED A LATE RESPONSE.

PLEASE SIGN BELOW AND MARK THE APPROPRIATE BOX INDICATING YOUR TITLE:

(Signature)

(Title)

- ☐ Clerk of County Commissioner
☐ Clerk of City Council
☐ Township Trustee

(Date)

CINCINNATI CLERK OF COUNCIL
CITY HALL 801 PLUM ST ROOM 308
CINCINNATI OHIO 45202

CERTIFIED MAIL
RETURN RECEIPT REQUESTED

REV. 7/10

City of Cincinnati

Council



Melissa Autry, CMC
Clerk of Council

Office of the Clerk

801 Plum Street, Suite 308
Cincinnati, Ohio 45202
Phone (513) 352-3246
Fax (513) 352-2578

For City Bulletin

Liquor Permit Application

From the Department of Liquor Control advising of permit application for the following:

Application No.: 42637120010
Permit Type: TREX D5 D6
Name: JEFF RUBY STEAKHOUSE LLC
DBA JEFF RUBYS
505 VINE ST
CINCINNATI OH 45202

Pursuant to Section 4303.261 of the Ohio Revised Code, Council must notify the Department of Liquor Control within thirty days if there is an objection to the above permit.

Notice of Application was received by the Clerk of Council's Office

07/11/2022

MELISSA AUTRY, CMC Clerk of Council

The last day for the State to receive an objection is

07/30/2022

Date: September 8, 2022

To: Mayor and Members of City Council

202201678

From: John P. Curp, Interim City Manager

Subject: Liquor License – New

FINAL RECOMMENDATION REPORT


OBJECTIONS: Cincinnati Police Department, East Price Hill Improvement Association

This is a report on a communication from the State of Ohio, Division of Liquor Control, advising of a permit application for the following:

APPLICATION: 4033406
PERMIT TYPE: NEW
CLASS: C1 C2
NAME: HRTS FOODMART LLC
DBA: HRTS CINCY FOODMART
3406 WARSAW AVE
CINCINNATI, OH 45205

As of today's date, the Department of Buildings & Inspections provided no comment with their investigation.

On July 4, East Price Hill Improvement Association was notified of this application and do object.



Police Department Approval

David M. Laing, Assistant City Prosecutor
Law Department - Recommendation
Objection No Objection

MUST BE RECEIVED BY OHIO DIVISION OF LIQUOR CONTROL BY: August 26, 2022

Date: July 15, 2022
To: Lieutenant Colonel Teresa Theetge, Interim Police Chief
From: Police Officer Melissa Emody, District Three Neighborhood Liaison Unit
Copies to:
Subject: **RENEWAL, TRANSFER OR ISSUANCE OF LIQUOR LICENSES**

PATROL BUREAU MEMO #: 22-324

DISTRICT INVESTIGATING LIQUOR PERMIT PREMISE: District Three

PERMIT #: 4033406

TYPE OF PERMIT APPLIED FOR: New

PERMIT NAME & ADDRESS:

Name:	HRTS Foodmart LLC (DBA: HRTS Cincy Foodmart)
Address:	3406 Warsaw Ave, Cincinnati Ohio 45205

APPLICANTS NAME(S): HRTS Foodmart LLC & Tek Dhital

INSPECTION / INVESTIGATION INFORMATION:

Officer:	Melissa Emody
Date:	July 15, 2022
Findings:	<p>This location is a gas station convenient store. The bathroom is clean but the toilet has a nonfunctional handle. There appear to be no discrepancies with the location. All licenses and signage were posted.</p> <p>Notification has been made to the East Price Hill Improvement Association, about the application by email. Council President Ms. Shelia Rosenthal has indicated there will be an objection on behalf of the community. At this time there has not been a formal objection letter submitted.</p>

COMMUNITY COUNCIL NOTIFIED:

Name 1: Shelia Rosenthal	Date: 7/4/2022	Notified by: email
Phone:	E-mail: president@ephia.org	
Name 2:	Date:	Notified by: (select from menu)
Phone:	E-mail:	

DISPOSITION OF THE COMMUNITY COUNCIL:

☐ NO OBJECTIONS
 ☒ OBJECTION: Attached Letter with Community Council Letterhead

DISPOSITION OF THE DISTRICT:

☐ NO OBJECTIONS ☒ OBJECTION: If objection checked, a narrative is required below

REASON FOR OBJECTION:

This business has been a problem location for several years. The business had been operated with disregard to laws and public safety. It has been a hot spot for criminal activity such as disorderly persons, drug sales, underage sales and robberies. The previous liquor license, permit number 9417209, had been cancelled by the State of Ohio Department of Liquor Control on January 11, 2021 due to an objection from the City of Cincinnati. The permit was issued to Warsaw Foodmart LLC. The ownership disclosure information lists Jatinder K. Aggarwal as the owner of the Warsaw Foodmart LLC. On July 14, 2022, Sergeant Hicks and Officer Emody met with the applicant, HRTS Foodmart LLC, Mr. Tek Dhital, at Cincinnati Police District Three, 2300 Ferguson Rd. Mr. Dhital stated that he has purchased the business but Mr. Aggarwal is still the owner of the building. The Hamilton County Auditor lists Manya Properties LLC. as the owner of the property. Mr. Jatinder Kumar Aggarwal is listed as the statutory agent of Manya Properties LLC. District Three objects to the issuance of this liquor license application while Mr. Aggarwal has any association with the business and/or property.

MAE

DWJ, C-8
7/21/22

For Objection
- mg/LTCY
7/26/22



EPHIA
PO Box 5420
Cincinnati, Ohio 45205
513-341-8430
info@ephia.org
eastpricehill.org

July 15, 2022

City of Cincinnati
801 Plum Street, Cincinnati, Ohio 45202

To Whom It May Concern,

The East Price Hill Improvement Association Community Council **OBJECTS** to the liquor license application for HRTS Foodmart, LLC located at 3406 Warsaw Avenue.

The gas station and carryout located at 3406 Warsaw Avenue has been a problem business in our community while under the property owner's control. There have been a significant number of incidents at that business including juveniles with guns, sale of alcohol to minors, and various issues with drugs on the premises. This business actively contributed to a negative impact on the community in its' general vicinity, and had a significant impact on youth crime and violence in the neighborhood. After Facebook posts showing youth with guns posing with the business management, Cincinnati Police Department acted to remove the liquor license from the business. That action by CPD has significantly improved the neighborhood around this business, and the community wants that to continue.

We understand ownership of the property has not changed, and we are concerned that this application is simply an attempt by that same owner to acquire a new liquor license. For all of these reasons, the community is opposed to a liquor license at this location.

The East Price Hill Improvement Association requests that you **DENY** the application of HRTS Foodmart, LLC for any and all liquor licenses at this location.

Sincerely,

Sheila Rosenthal
President

City of Cincinnati

Council



Melissa Autry, CMC
Clerk of Council

Office of the Clerk

801 Plum Street, Suite 308
Cincinnati, Ohio 45202
Phone (513) 352-3246
Fax (513) 352-2578

June 30, 2022

OHIO DIVISION OF LIQUOR CONTROL
LICENSING SECTION
NEW PERMIT SECTION
6606 TUSSING ROAD
P O BOX 4005
REYNOLDSBURG, OH 43068-9005

Dear Ohio Division of Liquor Control:

The Council of the City of Cincinnati, State of Ohio, is requesting a 30 day extension on the below cited liquor permit application:

Application No.: 4033406
Permit Type: NEW C1 C2
Name: HRTS FOODMART LLC
DBA HRTS CINCY FOODMART
3406 WARSAW AVE
CINCINNATI, OHIO 45205

Pursuant to R.C. 4303.26(A), City of Cincinnati City Council, through its Clerk of Council (collectively, hereinafter "the City"), respectfully requests an additional 30 days in which to respond to the Ohio Division of Liquor Control regarding whether the City will request a hearing on the subject liquor permit application. The City makes such time extension request for good cause and not for unnecessary delay. Specifically, the City requires additional time for each of its various departments and the applicable community council to review and investigate the liquor application by performing all necessary inspections and research including, but not limited to, permit applicant interviews, site premises inspections, background investigations, and historical investigations regarding the history of the permit premises and the subject location. Moreover, such extension of time would provide the applicable community council an opportunity to meet, vote, and respond back to the City by the deadline. Therefore, the City requires such time extension in order to perform its due diligence in this matter. The City respectfully requests this time extension in good faith, for good cause, and not for unnecessary delay.

Please fax the confirmation back to us as soon as possible at (513)352-2578.

Thank you for your prompt attention.

Sincerely,

Melissa Autry, CMC
Clerk of Council

**NOTICE TO LEGISLATIVE
AUTHORITY**

OHIO DIVISION OF LIQUOR CONTROL
6808 TUSSING ROAD, P.O. BOX 4005
REYNOLDSBURG, OHIO 43068-8005
(614)844-2380 FAX(614)844-3188

TO

4033406		NEW		HRTS FOODMART LLC DBA HRTS CINCY FOODMART 3406 WARSAW AVE CINCINNATI OH 45205
PERMIT NUMBER		TYPE		
ISSUE DATE				
06 02 2022				
FILING DATE				
C1 C2		PERMIT CLASSES		
31	066	A	D46454	
TAX DISTRICT		RECEIPT NO.		

FROM 06/23/2022

PERMIT NUMBER		TYPE	
ISSUE DATE			
FILING DATE			
PERMIT CLASSES			
TAX DISTRICT		RECEIPT NO.	



MAILED 06/23/2022

RESPONSES MUST BE POSTMARKED NO LATER THAN 07/25/2022

IMPORTANT NOTICE

PLEASE COMPLETE AND RETURN THIS FORM TO THE DIVISION OF LIQUOR CONTROL
WHETHER OR NOT THERE IS A REQUEST FOR A HEARING.
REFER TO THIS NUMBER IN ALL INQUIRIES **A NEW 4033406**

(TRANSACTION & NUMBER)

(MUST MARK ONE OF THE FOLLOWING)

WE REQUEST A HEARING ON THE ADVISABILITY OF ISSUING THE PERMIT AND REQUEST THAT
THE HEARING BE HELD ☐ IN OUR COUNTY SEAT. ☐ IN COLUMBUS.

WE DO NOT REQUEST A HEARING. ☐

DID YOU MARK A BOX? IF NOT, THIS WILL BE CONSIDERED A LATE RESPONSE.

PLEASE SIGN BELOW AND MARK THE APPROPRIATE BOX INDICATING YOUR TITLE

(Signature)

(Title) - ☐ Clerk of County Commissioner

(Date)

☐ Clerk of City Council

☐ Township Fiscal Officer

80:Z7WZZA0008

CINCINNATI CLERK OF COUNCIL
CITY HALL
801 PLUM ST ROOM 308
CINCINNATI OHIO 45202

City of Cincinnati

Council



Melissa Autry, CMC
Clerk of Council

Office of the Clerk

801 Plum Street, Suite 308
Cincinnati, Ohio 45202
Phone (513) 352-3246
Fax (513) 352-2578

For City Bulletin

Liquor Permit Application

From the Department of Liquor Control advising of permit application for the following:

Application No.: 4033406
Permit Type: NEW C1 C2
Name: HRTS FOODMART LLC
DBA HRTS CINCY FOODMART
3406 WARSAW AVE
CINCINNATI OH 45205

Pursuant to Section 4303.261 of the Ohio Revised Code, Council must notify the Department of Liquor Control within thirty days if there is an objection to the above permit.

Notice of Application was received by the Clerk of Council's Office

06/30/22

MELISSA AUTRY, CMC Clerk of Council

The last day for the State to receive an objection is

07/25/22

Date: September 8, 2022

To: Mayor and Members of City Council

202201680

From: John P. Curp, Interim City Manager

Subject: Liquor License – Transfer of Ownership

FINAL RECOMMENDATION REPORT

OBJECTIONS: None

This is a report on a communication from the State of Ohio, Division of Liquor Control, advising of a permit application for the following:

APPLICATION: 3952912
PERMIT TYPE: TRFO
CLASS: D5 D6
NAME: HOME SKILLET CORP
DBA: NONE LISTED
2912-14 WASSON RD & PATIO
CINCINNATI, OH 45209

As of today's date, the Department of Buildings & Inspections provided no comment with their investigation.

On June 28, Oakley Community Council was notified of this application and do not object.



Police Department Approval

David M. Laing, Assistant City Prosecutor
Law Department - Recommendation
Objection No Objection

MUST BE RECEIVED BY OHIO DIVISION OF LIQUOR CONTROL BY: August 26, 2022

Date: July 8, 2022
To: Lieutenant Colonel Teresa A. Theetge, Interim Police Chief
From: Police Officer Christine Barry P64, District Two NLU
Copies to:
Subject: **RENEWAL, TRANSFER OR ISSUANCE OF LIQUOR LICENSES**

PATROL BUREAU MEMO #: 22-315
DISTRICT INVESTIGATING LIQUOR PERMIT PREMISE: District Two
PERMIT #: 3952912
TYPE OF PERMIT APPLIED FOR: Transfer of Ownership
PERMIT NAME & ADDRESS:

Name:	Home Skillet Corp
Address:	2912-14 Wasson Rd & Patio

APPLICANTS NAME(S): Kam Siu

INSPECTION / INVESTIGATION INFORMATION:

Officer:	Christine Barry
Date:	7/8/22
Findings:	This location is in compliance as it has been in previous years.

COMMUNITY COUNCIL NOTIFIED:

Name 1: Colleen Reynolds	Date: 7/8/2022	Notified by: email
Phone: 513-739-9971	E-mail: Oakleycouncil@oakley.com	
Name 2: Joe Groh	Date: 7/8/2022	Notified by: email
Phone: 513-417-2248	E-mail: Oakleycouncil@oakley.com	

DISPOSITION OF THE COMMUNITY COUNCIL:

☒ **NO OBJECTIONS**
 ☐ **OBJECTION:** Attached Letter with Community Council Letterhead

DISPOSITION OF THE DISTRICT:

☒ NO OBJECTIONS ☐ OBJECTION: If objection checked, a narrative is required below

REASON FOR OBJECTION:

OB
CB
JES

CRAT. QWR 040
7/12/22

No objection - mg/ltcy
7/14/22

City of Cincinnati

Council



Melissa Autry, CMC
Clerk of Council

Office of the Clerk

801 Plum Street, Suite 308
Cincinnati, Ohio 45202
Phone (513) 352-3246
Fax (513) 352-2578

June 27, 2022

**OHIO DIVISION OF LIQUOR CONTROL
LICENSING SECTION
NEW PERMIT SECTION
6606 TUSSING ROAD
P O BOX 4005
REYNOLDSBURG, OH 43068-9005**

Dear Ohio Division of Liquor Control:

The Council of the City of Cincinnati, State of Ohio, is requesting a 30 day extension on the below cited liquor permit application:

Application No.:	3952912
Permit Type:	TRFO D5 D6
Name:	HOME SKILLET CORP 2912-14 WASSON RD & PATIO CINCINNATI, OHIO 45209

Pursuant to R.C. 4303.26(A), City of Cincinnati City Council, through its Clerk of Council (collectively, hereinafter "the City"), respectfully requests an additional 30 days in which to respond to the Ohio Division of Liquor Control regarding whether the City will request a hearing on the subject liquor permit application. The City makes such time extension request for good cause and not for unnecessary delay. Specifically, the City requires additional time for each of its various departments and the applicable community council to review and investigate the liquor application by performing all necessary inspections and research including, but not limited to, permit applicant interviews, site premises inspections, background investigations, and historical investigations regarding the history of the permit premises and the subject location. Moreover, such extension of time would provide the applicable community council an opportunity to meet, vote, and respond back to the City by the deadline. Therefore, the City requires such time extension in order to perform its due diligence in this matter. The City respectfully requests this time extension in good faith, for good cause, and not for unnecessary delay.

Please fax the confirmation back to us as soon as possible at (513)352-2578.

Thank you for your prompt attention.

Sincerely,

Melissa Autry, CMC
Clerk of Council

**NOTICE TO LEGISLATIVE
AUTHORITY**

OHIO DIVISION OF LIQUOR CONTROL
6808 TUSSING ROAD, P.O. BOX 4005
REYNOLDSBURG, OHIO 43068-9005
(614)844-2380 FAX(614)844-3186

TO

3952912		TRFO		HOME SKILLET CORP 2912-14 WASSON RD & PATIO CINCINNATI OH 45209
06	01	2022		
ISSUE DATE				
06	01	2022		
FILING DATE				
D5		D6		
PERMIT CLASSES				
31	066	A	F27765	
TAX DISTRICT		RECEIPT NO.		

FROM 06/23/2022

2848480				4289 THAI 6395 INC 2912-14 WASSON RD & PATIO CINCINNATI OH 45209
06	01	2022		
ISSUE DATE				
06	01	2022		
FILING DATE				
D5		D6		
PERMIT CLASSES				
31	066			
TAX DISTRICT		RECEIPT NO.		



MAILED 06/23/2022

RESPONSES MUST BE POSTMARKED NO LATER THAN, 07/25/2022

IMPORTANT NOTICE

PLEASE COMPLETE AND RETURN THIS FORM TO THE DIVISION OF LIQUOR CONTROL
WHETHER OR NOT THERE IS A REQUEST FOR A HEARING.

REFER TO THIS NUMBER IN ALL INQUIRIES A TRFO 3952912

(TRANSACTION & NUMBER)

(MUST MARK ONE OF THE FOLLOWING)

WE REQUEST A HEARING ON THE ADVISABILITY OF ISSUING THE PERMIT AND REQUEST THAT
THE HEARING BE HELD ☐ IN OUR COUNTY SEAT. ☐ IN COLUMBUS.

WE DO NOT REQUEST A HEARING. ☐

DID YOU MARK A BOX? IF NOT, THIS WILL BE CONSIDERED A LATE RESPONSE.

PLEASE SIGN BELOW AND MARK THE APPROPRIATE BOX INDICATING YOUR TITLE:

(Signature)

(Title) ☐ Clerk of County Commissioner

(Date)

☐ Clerk of City Council

☐ Township Fiscal Officer

2730072248147

CINCINNATI CLERK OF COUNCIL

CINCINNATI CLERK OF COUNCIL
CITY HALL
801 PLUM ST ROOM 308
CINCINNATI OHIO 45202

City of Cincinnati

Council



Melissa Autry, CMC
Clerk of Council

Office of the Clerk

801 Plum Street, Suite 308
Cincinnati, Ohio 45202
Phone (513) 352-3246
Fax (513) 352-2578

For City Bulletin

Liquor Permit Application

From the Department of Liquor Control advising of permit application for the following:

Application No.: 3952912
Permit Type: TRFO D5 D6
Name: HOME SKILLET CORP
2912-14 WASSON RD & PATIO
CINCINNATI OH 45209

Pursuant to Section 4303.261 of the Ohio Revised Code, Council must notify the Department of Liquor Control within thirty days if there is an objection to the above permit.

Notice of Application was received by the Clerk of Council's Office

06/27/22

MELISSA AUTRY, CMC Clerk of Council

The last day for the State to receive an objection is

07/25/22

Date: September 8, 2022

To: Mayor and Members of City Council

202201681

From: John P. Curp, Interim City Manager

Subject: Liquor License – Transfer of Ownership

FINAL RECOMMENDATION REPORT

OBJECTIONS: None

This is a report on a communication from the State of Ohio, Division of Liquor Control, advising of a permit application for the following:

APPLICATION: 6541120
PERMIT TYPE: TRFO
CLASS: D5 D6
NAME: OMG GROUP LLC
DBA: NONE LISTED
1120 WALNUT ST 1ST AND 2ND FL
CINCINNATI, OH 45202

As of today's date, the Department of Buildings & Inspections provided no comment with their investigation.

On July 4, Over-The-Rhine Community Council was notified of this application and do not object.



Police Department Approval

David M. Laing, Assistant City Prosecutor
Law Department - Recommendation
Objection No Objection

MUST BE RECEIVED BY OHIO DIVISION OF LIQUOR CONTROL BY: August 26, 2022

Date: 07/15/2022
To: Lieutenant Colonel Teresa A. Theetge, Interim Police Chief
From: Police Officer Darrell Woods, District One Neighborhood Liaison Unit
Copies to: Sergeant George Jason, District One Neighborhood Liaison Unit
Subject: **RENEWAL, TRANSFER OR ISSUANCE OF LIQUOR LICENSES**

PATROL BUREAU MEMO #: 22-322

DISTRICT INVESTIGATING LIQUOR PERMIT PREMISE: District One

PERMIT #: 6541120

TYPE OF PERMIT APPLIED FOR: Transfer of Ownership

PERMIT NAME & ADDRESS:

Name:	OMG Group LLC
Address:	1120 Walnut Street 1 st & 2 nd floor

APPLICANTS NAME(S): Yakov Ben Shoushan

INSPECTION / INVESTIGATION INFORMATION:

Officer:	P.O. Darrell Woods
Date:	07/15/2022
Findings:	The investigation of this application produced nothing notable.

COMMUNITY COUNCIL NOTIFIED:

Name 1: Kelly Adamson	Date: 7/11/2022	Notified by: email
Phone:	E-mail: kelly@otrchamber.com	
Name 2: Maurice Waggoner	Date: 7/11/2022	Notified by: email
Phone:	E-mail: OTRCCBOT@googlegroups.com	

DISPOSITION OF THE COMMUNITY COUNCIL:

☒ **NO OBJECTIONS**
 ☐ **OBJECTION:** Attached Letter with Community Council Letterhead

DISPOSITION OF THE DISTRICT:

☒ NO OBJECTIONS ☐ OBJECTION: If objection checked, a narrative is required below

REASON FOR OBJECTION:

DW
D.W.

amy 835

Not c 7
7/18/22

No objection - mo/LTC4
7/19/22

City of Cincinnati

Council



Melissa Autry, CMC
Clerk of Council

Office of the Clerk

801 Plum Street, Suite 308
Cincinnati, Ohio 45202
Phone (513) 352-3246
Fax (513) 352-2578

June 30, 2022

OHIO DIVISION OF LIQUOR CONTROL
LICENSING SECTION
NEW PERMIT SECTION
6606 TUSSING ROAD
P O BOX 4005
REYNOLDSBURG, OH 43068-9005

Dear Ohio Division of Liquor Control:

The Council of the City of Cincinnati, State of Ohio, is requesting a 30 day extension on the below cited liquor permit application:

Application No.: 6541120
Permit Type: TRFO D5 D6
Name: OMG GROUP LLC
1120 WALNUT ST 1ST & 2ND FL
CINCINNATI, OHIO 45202

Pursuant to R.C. 4303.26(A), City of Cincinnati City Council, through its Clerk of Council (collectively, hereinafter "the City"), respectfully requests an additional 30 days in which to respond to the Ohio Division of Liquor Control regarding whether the City will request a hearing on the subject liquor permit application. The City makes such time extension request for good cause and not for unnecessary delay. Specifically, the City requires additional time for each of its various departments and the applicable community council to review and investigate the liquor application by performing all necessary inspections and research including, but not limited to, permit applicant interviews, site premises inspections, background investigations, and historical investigations regarding the history of the permit premises and the subject location. Moreover, such extension of time would provide the applicable community council an opportunity to meet, vote, and respond back to the City by the deadline. Therefore, the City requires such time extension in order to perform its due diligence in this matter. The City respectfully requests this time extension in good faith, for good cause, and not for unnecessary delay.

Please fax the confirmation back to us as soon as possible at (513)352-2578.

Thank you for your prompt attention.

Sincerely,

Melissa Autry, CMC
Clerk of Council

**NOTICE TO LEGISLATIVE
AUTHORITY**

OHIO DIVISION OF LIQUOR CONTROL
8806 TUSSING ROAD, P.O. BOX 4005
REYNOLDSBURG, OHIO 43068-9005
(614)844-2390 FAX(614)844-3188

TO

6541120		TRFO		OMG GROUP LLC 1120 WALNUT ST 1ST AND 2ND FL CINCINNATI OHIO 45202
PERMIT NUMBER		TYPE		
06	01	2022		
ISSUE DATE				
06	06	2022		
FILING DATE				
D5	D6	PERMIT CLASSES		
31	066	A	F27803	
TAX DISTRICT		RECEIPT NO.		

FROM **06/23/2022**

7467907				ROE HOLDINGS LLC DBA BELOW ZERO LOUNGE 1120 WALNUT ST 1ST AND 2ND FL CINCINNATI OHIO 45202
PERMIT NUMBER		TYPE		
06	01	2022		
ISSUE DATE				
06	06	2022		
FILING DATE				
D5	D6	PERMIT CLASSES		
31	066			
TAX DISTRICT		RECEIPT NO.		



MAILED **06/23/2022**

RESPONSES MUST BE POSTMARKED NO LATER THAN

07/25/2022

IMPORTANT NOTICE

PLEASE COMPLETE AND RETURN THIS FORM TO THE DIVISION OF LIQUOR CONTROL
WHETHER OR NOT THERE IS A REQUEST FOR A HEARING.
REFER TO THIS NUMBER IN ALL INQUIRIES **A TRFO 6541120**

(TRANSACTION & NUMBER)

(MUST MARK ONE OF THE FOLLOWING)

WE REQUEST A HEARING ON THE ADVISABILITY OF ISSUING THE PERMIT AND REQUEST THAT
THE HEARING BE HELD ☐ IN OUR COUNTY SEAT. ☐ IN COLUMBUS.

WE DO NOT REQUEST A HEARING. ☐

DID YOU MARK A BOX? IF NOT, THIS WILL BE CONSIDERED A LATE RESPONSE.

PLEASE SIGN BELOW AND MARK THE APPROPRIATE BOX INDICATING YOUR TITLE

(Signature)

(Title)- ☐ Clerk of County Commissioner

(Date)

☐ Clerk of City Council

☐ Township Fiscal Officer

06/23/2022 12:05

CLERK OF COUNCIL

CINCINNATI CLERK OF COUNCIL
CITY HALL
801 PLUM ST ROOM 308
CINCINNATI OHIO 45202

City of Cincinnati Council



Melissa Autry, CMC
Clerk of Council

Office of the Clerk

801 Plum Street, Suite 308
Cincinnati, Ohio 45202
Phone (513) 352-3246
Fax (513) 352-2578

For City Bulletin

Liquor Permit Application

From the Department of Liquor Control advising of permit application for the following:

Application No.: 6541120
Permit Type: TRFO D5 D6
Name: OMG GROUP LLC
1120 WALNUT ST 1ST & 2ND FL
CINCINNATI OH 45202

Pursuant to Section 4303.261 of the Ohio Revised Code, Council must notify the Department of Liquor Control within thirty days if there is an objection to the above permit.

Notice of Application was received by the Clerk of Council's Office

06/30/22

MELISSA AUTRY, CMC Clerk of Council

The last day for the State to receive an objection is

07/25/22

Date: September 8, 2022

To: Mayor and Members of City Council
From: John P. Curp, Interim City Manager
Subject: Liquor License – New

202201682

FINAL RECOMMENDATION REPORT

OBJECTIONS: None

This is a report on a communication from the State of Ohio, Division of Liquor Control, advising of a permit application for the following:

APPLICATION: 7512590
PERMIT TYPE: NEW
CLASS: C2 D1
NAME: ROOTED CINCINNATI LLC
DBA: ROOTED JUICERY KITCHEN
3010 MADISON RD
CINCINNATI, OH 45209

As of today's date, the Department of Buildings & Inspections provided no comment with their investigation.

On July 8, Oakley Community Council was notified of this application and do not object.



Police Department Approval

David M. Laing, Assistant City Prosecutor
Law Department - Recommendation
Objection No Objection

MUST BE RECEIVED BY OHIO DIVISION OF LIQUOR CONTROL BY: August 30, 2022

Date: July 22, 2022
To: Lieutenant Colonel Teresa A. Theetge, Interim Police Chief
From: Police Officer Christine Barry, P64, District Two NLU
Copies to:
Subject: **RENEWAL, TRANSFER OR ISSUANCE OF LIQUOR LICENSES**

PATROL BUREAU MEMO #: 22-328

DISTRICT INVESTIGATING LIQUOR PERMIT PREMISE: District Two

PERMIT #: 7512590

TYPE OF PERMIT APPLIED FOR: New

PERMIT NAME & ADDRESS:

Name:	Rooted Juicery Kitchen
Address:	3010 Madison Rd

APPLICANTS NAME(S): Elizabeth Ann White

INSPECTION / INVESTIGATION INFORMATION:

Officer:	Christine Barry
Date:	7/20/2022
Findings:	3010 Madison Rd found to be in compliance with all applicable procedures.

COMMUNITY COUNCIL NOTIFIED:

Name 1: Colleen Reynolds	Date: 7/22/2022	Notified by: email
Phone:	E-mail: Oakleycouncil@oakley.com	
Name 2: Joe Groh	Date: 7/22/2022	Notified by: email
Phone:	E-mail: Oakleycouncil@oakley.com	

DISPOSITION OF THE COMMUNITY COUNCIL:

☒ **NO OBJECTIONS**
 ☐ **OBJECTION:** Attached Letter with Community Council Letterhead

DISPOSITION OF THE DISTRICT:

☒ NO OBJECTIONS ☐ OBJECTION: If objection checked, a narrative is required below

REASON FOR OBJECTION:

CB
CB
HAR

CAPT. [Signature] 40
7.29.22

No Objection
-mrg/LTC4
8/1/22.

City of Cincinnati

Council



Melissa Autry, CMC
Clerk of Council

Office of the Clerk

801 Plum Street, Suite 308
Cincinnati, Ohio 45202
Phone (513) 352-3246
Fax (513) 352-2578

July 8, 2022

OHIO DIVISION OF LIQUOR CONTROL
LICENSING SECTION
NEW PERMIT SECTION
6606 TUSSING ROAD
P O BOX 4005
REYNOLDSBURG, OH 43068-9005

Dear Ohio Division of Liquor Control:

The Council of the City of Cincinnati, State of Ohio, is requesting a 30 day extension on the below cited liquor permit application:

Application No.: 7512590
Permit Type: NEW C2 D1
Name: ROOTED CINCINNATI LLC
DBA ROOTED JUICERY KITCHEN
3010 MADISON ROAD
CINCINNATI OH 45209

Pursuant to R.C. 4303.26(A), City of Cincinnati City Council, through its Clerk of Council (collectively, hereinafter "the City"), respectfully requests an additional 30 days in which to respond to the Ohio Division of Liquor Control regarding whether the City will request a hearing on the subject liquor permit application. The City makes such time extension request for good cause and not for unnecessary delay. Specifically, the City requires additional time for each of its various departments and the applicable community council to review and investigate the liquor application by performing all necessary inspections and research including, but not limited to, permit applicant interviews, site premises inspections, background investigations, and historical investigations regarding the history of the permit premises and the subject location. Moreover, such extension of time would provide the applicable community council an opportunity to meet, vote, and respond back to the City by the deadline. Therefore, the City requires such time extension in order to perform its due diligence in this matter. The City respectfully requests this time extension in good faith, for good cause, and not for unnecessary delay.

Please fax the confirmation back to us as soon as possible at (513)352-2578.

Thank you for your prompt attention.

Sincerely,

Melissa Autry, CMC
Clerk of Council

**NOTICE TO LEGISLATIVE
AUTHORITY**

OHIO DIVISION OF LIQUOR CONTROL
6608 TUSSING ROAD, P.O. BOX 4005
REYNOLDSBURG, OHIO 43068-9005
(614)844-2360 FAX(614)844-3166

TO

7512590		NEW		ROOTED CINCINNATI LLC DBA ROOTED JUICERY KITCHEN 3010 MADISON ROAD CINCINNATI OH 45209
PERMIT NUMBER		TYPE		
ISS. DATE				
06 15 2022				
FILING DATE				
C2 D1		PERMIT CLASSES		
31	066	A	D46854	
TAX DISTRICT		RECEIPT NO.		

FROM **07/01/2022**

PERMIT NUMBER		TYPE	
ISSUE DATE			
FILING DATE			
PERMIT CLASSES			
TAX DISTRICT		RECEIPT NO.	



MAILED **07/01/2022**

RESPONSES MUST BE POSTMARKED NO LATER THAN. **08/01/2022**

IMPORTANT NOTICE

PLEASE COMPLETE AND RETURN THIS FORM TO THE DIVISION OF LIQUOR CONTROL
WHETHER OR NOT THERE IS A REQUEST FOR A HEARING.
REFER TO THIS NUMBER IN ALL INQUIRIES **A NEW 7512590**

(TRANSACTION & NUMBER)

(MUST MARK ONE OF THE FOLLOWING)

WE REQUEST A HEARING ON THE ADVISABILITY OF ISSUING THE PERMIT AND REQUEST THAT
THE HEARING BE HELD ☐ IN OUR COUNTY SEAT. ☐ IN COLUMBUS.

WE DO NOT REQUEST A HEARING. ☐

DID YOU MARK A BOX? IF NOT, THIS WILL BE CONSIDERED A LATE RESPONSE.

PLEASE SIGN BELOW AND MARK THE APPROPRIATE BOX INDICATING YOUR TITLE:

(Signature)

(Title)- ☐ Clerk of County Commissioner

(Date)

☐ Clerk of City Council

☐ Township Fiscal Officer

**CINCINNATI CLERK OF COUNCIL
CITY HALL
801 PLUM ST ROOM 308
CINCINNATI OHIO 45202**

City of Cincinnati

Council



Melissa Autry, CMC
Clerk of Council

Office of the Clerk

801 Plum Street, Suite 308
Cincinnati, Ohio 45202
Phone (513) 352-3246
Fax (513) 352-2578

For City Bulletin

Liquor Permit Application

From the Department of Liquor Control advising of permit application for the following:

Application No.: 7512590
Permit Type: NEW C2 D1
Name: ROOTED CINCINNATI LLC
DBA ROOTED JUICERY KITCHEN
3010 MADISON ROAD
CINCINNATI OH 45209

Pursuant to Section 4303.261 of the Ohio Revised Code, Council must notify the Department of Liquor Control within thirty days if there is an objection to the above permit.

Notice of Application was received by the Clerk of Council's Office

07/08/2022

MELISSA AUTRY, CMC Clerk of Council

The last day for the State to receive an objection is

08/01/2022

Date: 9/8/2022

To: Mayor and Members of City Council 202201684
From: John P. Curp, Interim City Manager
Subject: **SPECIAL EVENT PERMIT APPLICATION: (Battle at the Banks 2022)**

In accordance with Cincinnati Municipal Code, Chapter 765; (Bridge Fitness LLC) has submitted a Special Event Permit Application Form to the Chief of Police. The Special Event Permit Application has been reviewed by the following department(s): (Cincinnati Police Department, Fire Department, Health Department, Parks Department, Department of Building and Inspections, Department of Community and Economic Development, Department of Finance, Department of Public Services, and Department of Transportation and Engineering). There are no objections to issuing the Special Events Permit.

The particulars of the requested event are as indicated:

EVENT NAME/TITLE: Battle at the Banks 2022
EVENT SPONSOR/PRODUCER: Bridge Fitness LLC
CONTACT PERSON: Patryk Bielawski
LOCATION: Freedom Way in front of the Freedom Center
DATE(S) AND TIME(S): 10/7/2022 at 5PM until 10/8/2022 at 6PM
EVENT DESCRIPTION: This is a fitness event where athletes will compete in feats of strength and endurance.
ANTICIPATED ATTENDANCE: 999
ALCOHOL SALES: ☐ YES. ☒ NO.
TEMPORARY LIQUOR PERMIT HOLDER IS: N/A

cc: Lieutenant Colonel Teresa A. Theetge, Interim Police Chief

T. Theetge

Date: 9/8/2022

To: Mayor and Members of City Council 202201685
From: John P. Curp, Interim City Manager
Subject: **SPECIAL EVENT PERMIT APPLICATION: (Slice Night 2022)**

In accordance with Cincinnati Municipal Code, Chapter 765; (Cincinnati Magazine) has submitted a Special Event Permit Application Form to the Chief of Police. The Special Event Permit Application has been reviewed by the following department(s): (Cincinnati Police Department, Fire Department, Health Department, Parks Department, Department of Building and Inspections, Department of Community and Economic Development, Department of Finance, Department of Public Services, and Department of Transportation and Engineering). There are no objections to issuing the Special Events Permit.

The particulars of the requested event are as indicated:

EVENT NAME/TITLE: Slice Night
EVENT SPONSOR/PRODUCER: Cincinnati Magazine
CONTACT PERSON: Annette Troesher
LOCATION: Yeatman's Cove
DATE(S) AND TIME(S): 09/21/2022 from 5PM to 9PM
EVENT DESCRIPTION: Slice Night is an all you can eat pizza celebration on Yeatman's Cove that is held yearly. This is a paid admission event with a charitable beneficiary being UC Health. Produced by Cincinnati Magazine and presenting sponsor Western Southern Life.
ANTICIPATED ATTENDANCE: 1,500
ALCOHOL SALES: ☒ YES. ☐ NO.
TEMPORARY LIQUOR PERMIT HOLDER IS: T.B.D.

cc: Lieutenant Colonel Teresa A. Theetge, Interim Police Chief



Date: 09/08/2022

To: Mayor and Members of City Council 202201686
From: John P. Curp, Interim City Manager
Subject: **SPECIAL EVENT PERMIT APPLICATION: Pawty Palooza**

In accordance with Cincinnati Municipal Code, Chapter 765; Interfaith Hospitality Network of Greater Cincinnati has submitted a Special Event Permit Application Form to the Chief of Police. The Special Event Permit Application has been reviewed by the following department(s): Cincinnati Police Department, Fire Department, Health Department, Parks Department, Department of Building and Inspections, Department of Community and Economic Development, Department of Finance, Department of Public Services, and Department of Transportation and Engineering. There are no objections to issuing the Special Events Permit.

The particulars of the requested event are as indicated:

EVENT NAME/TITLE: Pawty Palooza
EVENT SPONSOR/PRODUCER: Interfaith Hospitality Network of Greater Cincinnati
CONTACT PERSON: Garret Parsons
LOCATION: 5057 Wooster Pike
DATE(S) AND TIME(S): September 24, 2022 2:00PM to 5:00PM
EVENT DESCRIPTION: Dog Friendly Fundraiser in the Hamilton County Park "Otto Armleder" which is land owned by the city.
ANTICIPATED ATTENDANCE: 100
ALCOHOL SALES: ☒ YES. ☐ NO.
TEMPORARY LIQUOR PERMIT HOLDER IS: Interfaith Hospitality Network of Greater Cincinnati

cc: Lieutenant Colonel Teresa A. Theetge, Interim Police Chief



Date: 9/8/2022

To: Mayor and Members of City Council
From: John P. Curp, Interim City Manager
Subject: **SPECIAL EVENT PERMIT APPLICATION: (16th Annual Hats Off Luncheon)**

202201687

In accordance with Cincinnati Municipal Code, Chapter 765; (Cincinnati Parks Foundation) has submitted a Special Event Permit Application Form to the Chief of Police. The Special Event Permit Application has been reviewed by the following department(s): (Cincinnati Police Department, Fire Department, Health Department, Parks Department, Department of Building and Inspections, Department of Community and Economic Development, Department of Finance, Department of Public Services, and Department of Transportation and Engineering). There are no objections to issuing the Special Events Permit.

The particulars of the requested event are as indicated:

EVENT NAME/TITLE: 16th Annual Hats Off Luncheon
EVENT SPONSOR/PRODUCER: Cincinnati Parks Foundation
CONTACT PERSON: Emily Parker
LOCATION: Smale Riverfront Park
DATE(S) AND TIME(S): 10/07/2022 11AM to 2PM
EVENT DESCRIPTION: The luncheon is one of the city's premier fundraisers, supporting all Cincinnati Parks wherever the need is greatest. Guests are treated to a champagne reception at the Castellini Esplanade followed by a gourmet luncheon on the great lawn.
ANTICIPATED ATTENDANCE: 1,200
ALCOHOL SALES: ☒ YES. ☐ NO.
TEMPORARY LIQUOR PERMIT HOLDER IS: Cincinnati Parks Foundation

cc: Lieutenant Colonel Teresa A. Theetge, Interim Police Chief



Date: 9/8/2022

202201688

To: Mayor and Members of City Council
From: John P. Curp, Interim City Manager
Subject: **SPECIAL EVENT PERMIT APPLICATION: (Pumpkin Chuck 2022)**

In accordance with Cincinnati Municipal Code, Chapter 765; (Mt. Washington Community Council) has submitted a Special Event Permit Application Form to the Chief of Police. The Special Event Permit Application has been reviewed by the following department(s): (Cincinnati Police Department, Fire Department, Health Department, Parks Department, Department of Building and Inspections, Department of Community and Economic Development, Department of Finance, Department of Public Services, and Department of Transportation and Engineering). There are no objections to issuing the Special Events Permit.

The particulars of the requested event are as indicated:

EVENT NAME/TITLE: Mt. Washington Community Council
EVENT SPONSOR/PRODUCER: Cincinnati Parks Foundation
CONTACT PERSON: Elissa Pogue
LOCATION: Stanberry Park 2221 Oxford Ave, Cincinnati, OH 45230
DATE(S) AND TIME(S): 11/05/2022 12PM to 5PM
EVENT DESCRIPTION: Fall Festival Featuring Music, Pumpkin Chucking and Food.
ANTICIPATED ATTENDANCE: 500
ALCOHOL SALES: ☒ YES. ☐ NO.
TEMPORARY LIQUOR PERMIT HOLDER IS: Mt. Washington Community Council

cc: Lieutenant Colonel Teresa A. Theetge, Interim Police Chief



Date: 9/8/2022

To: Mayor and Members of City Council 202201689
From: John P. Curp, Interim City Manager
Subject: **SPECIAL EVENT PERMIT APPLICATION: (Diner En Blanc)**

In accordance with Cincinnati Municipal Code, Chapter 765; (Coldiron Concessions Inc.) has submitted a Special Event Permit Application Form to the Chief of Police. The Special Event Permit Application has been reviewed by the following department(s): (Cincinnati Police Department, Fire Department, Health Department, Parks Department, Department of Building and Inspections, Department of Community and Economic Development, Department of Finance, Department of Public Services, and Department of Transportation and Engineering). There are no objections to issuing the Special Events Permit.

The particulars of the requested event are as indicated:

EVENT NAME/TITLE: Diner En Blanc
EVENT SPONSOR/PRODUCER: Coldiron Concessions Inc.
CONTACT PERSON: Marc Wertheim
LOCATION: Secret location to be announced the day of the event
DATE(S) AND TIME(S): 09/10/2022 from 6pm to 11pm
EVENT DESCRIPTION: Upscale dinner party
ANTICIPATED ATTENDANCE: 1,500
ALCOHOL SALES: ☒ YES. ☐ NO.
TEMPORARY LIQUOR PERMIT HOLDER IS: T.B.D.

cc: Lieutenant Colonel Teresa A. Theetge, Interim Police Chief



Date: 9/08/2022

To: Mayor and Members of City Council
From: John P. Curp, Interim City Manager
Subject: **SPECIAL EVENT PERMIT APPLICATION: (East Walnut Hills Oktoberfest)**

In accordance with Cincinnati Municipal Code, Chapter 765; (East Walnut Hills Assembly) has submitted a Special Event Permit Application Form to the Chief of Police. The Special Event Permit Application has been reviewed by the following department(s): (Cincinnati Police Department, Fire Department, Health Department, Parks Department, Department of Building and Inspections, Department of Community and Economic Development, Department of Finance, Department of Public Services, and Department of Transportation and Engineering). There are no objections to issuing the Special Events Permit.

The particulars of the requested event are as indicated:

EVENT NAME/TITLE: East Walnut Hills Oktoberfest
EVENT SPONSOR/PRODUCER: East Walnut Hills Assembly
CONTACT PERSON: Giacomo Ciminello
LOCATION: Woodburn Av. from Madison Rd. to Myrtle Av.
DATE(S) AND TIME(S): 10/01/22 12pm to 11PM & 10/02/22 12pm to 5pm
EVENT DESCRIPTION: East Walnut Hills Oktoberfest event bringing music, market, food and games to Woodburn Avenue. Between the blocks of Madison and Myrtle.
ANTICIPATED ATTENDANCE: 800
ALCOHOL SALES: ☒ YES. ☐ NO.
TEMPORARY LIQUOR PERMIT HOLDER IS: East Walnut Hills Assembly

cc: Lieutenant Colonel Teresa A. Theetge, Interim Police Chief



Date: 9/8/2022

To: Mayor and Members of City Council 202201701
From: John P. Curp, Interim City Manager
Subject: **SPECIAL EVENT PERMIT APPLICATION: (Hamilton Cty. Employee Appreciation Lunch)**

In accordance with Cincinnati Municipal Code, Chapter 765; (County Facilities) has submitted a Special Event Permit Application Form to the Chief of Police. The Special Event Permit Application has been reviewed by the following department(s): (Cincinnati Police Department, Fire Department, Health Department, Parks Department, Department of Building and Inspections, Department of Community and Economic Development, Department of Finance, Department of Public Services, and Department of Transportation and Engineering). There are no objections to issuing the Special Events Permit.

The particulars of the requested event are as indicated:

EVENT NAME/TITLE: Hamilton County Employee Appreciation Lunch
EVENT SPONSOR/PRODUCER: County Facilities
CONTACT PERSON: Bridget Doherty
LOCATION: Court Street Plaza
DATE(S) AND TIME(S): 9/28/2022 11:30am to 1:30pm
EVENT DESCRIPTION: Food Truck Appreciation Lunch for all County Employees
ANTICIPATED ATTENDANCE: 1,500
ALCOHOL SALES: ☐ YES. ☒ NO.
TEMPORARY LIQUOR PERMIT HOLDER IS: N/A


cc: Lieutenant Colonel Teresa A. Theetge, Interim Police Chief

September 8, 2022

TO: Mayor and Members of Council
FROM: John P. Curp, Interim City Manager
SUBJECT: PACE Financing and Government Efficiencies

202201702

Reference Document #202200791

The Council at its session on March 23, 2022, referred the following motion for report:

MOTION, submitted by Councilmember Jeffreys, Harris and Owens, **WE MOVE** that, the Administration provide a report back to Council within ninety (90) days with a feasibility analysis of Council pre-authorizing all necessary legislative items that are directly associated with PACE financing as well as a potential framework by which the Administration can evaluate future PACE deals administratively. **WE FURTHER MOVE** that, the Administration also report back to Council with a feasibility analysis of allowing for more than one program administrator to support PACE deals in the city as well as any metrics the City can use to evaluate future program administration. **WE FURTHER MOVE** that, the Administration outline: 1) Cincinnati's and Hamilton County's current fee structures as it relates to PACE, 2) how much revenue the City's fees generate annually, and 3) how Cincinnati's and Hamilton County's fee structures compares to other peer cities and counties.

The purpose of this report is to provide City Council with an update on Property Assessed Clean Energy ("PACE") Financing and government efficiencies. On April 9, 2014, City Council passed Resolution No. 28-2014, which approved the creation of the City of Cincinnati, Ohio Energy Special Improvement District ("ESID"). The creation of the ESID allowed property owners within the City of Cincinnati to utilize PACE financing. Since its creation, a total of 21 projects have used PACE to finance approximately \$21 million in energy saving improvements.

LEGISLATIVE EFFICIENCIES

PACE projects must complete a multi-step process before a special assessment is placed on the property. The Cincinnati ESID evaluates each project to ensure that it meets the statutory requirements for PACE and to confirm that all project documentation is in order. Once the ESID approves the project, it is forwarded to City Council.

City Council receives the following pieces of legislation to consider:

1. Resolution declaring the necessity of the assessment project (the "Resolution of Necessity")
2. Ordinance determining to proceed with the assessment project (the "Ordinance Determining to Proceed")
3. Ordinance levying assessments (the "Levying Ordinance")

A truncated process is used by the City for PACE assessments that allows all three pieces of legislation to be considered by City Council at the same Council meeting. This process is enabled by a waiver of due process rights signed by the property owner voluntarily asking to be assessed, which removes the waiting periods normally required for notice and hearings. The legislation must follow the City's traditional process for approving legislation, which generally entails a first reading for referral to committee, and a second reading at which the legislation is approved.

Other cities throughout Ohio have either passed legislation or are considering legislation that delegates authority for approval of PACE projects to administrative staff. The delegated individual or office is responsible for reviewing and approving a property owner's petition to join a city's ESID. Staff review takes the place of the Resolution of Necessity and the Ordinance Determining to Proceed. If the City were to adopt this model, City Council would still be required to pass the Levying Ordinance each year to levy the assessments on all PACE projects approved by the delegated authority over the previous 12-month period.

Recommendation: Delegated authority could reduce the amount of time a property owner is required to wait for project approval. However, implementing delegated authority does not appear to save substantial time for the Administration as it would still require staff to review the documentation for each PACE project. Additional discussions with the Law Department will be required to determine the legality of delegating Council's legislative responsibilities to the Administration.

PROGRAM ADMINISTRATION

The current program administrator of the Cincinnati ESID is Midwest PACE Services LLC dba Ohio PACE, a wholly owned subsidiary of Bricker & Eckler LLP. The program administrator is selected by the ESID and is responsible for assisting property owners through the process of placing a PACE assessment on their property. It works closely with the ESID to ensure that a project is eligible for PACE financing and that all documentation is complete. Ohio PACE operates an open program, meaning that it assists with PACE projects brought forward by any contractor, property owner, or capital provider. The policies and procedures used by Ohio PACE are in alignment with the best practices for program administration developed by the C-PACE Alliance.¹

The program administrator, on behalf of the ESID, is responsible for obtaining all special assessment funds collected from the City and transmitting them to PACE capital providers. Cincinnati is the only jurisdiction among its peers that requires the program administrator to transmit fees on behalf of the city.

Allowing multiple program administrators would create an undue burden on the ESID and add a layer of complexity in its interactions with the City. The ESID would be responsible for oversight of multiple administrators and would need to ensure that each administrator is properly invoicing the City for special assessment funds and transmitting them to PACE capital providers. A review of commercial PACE programs across the country did not reveal any programs with multiple administrators.

There are some basic metrics that could provide insight on the effectiveness of a program administrator, including: the number of properties interested in PACE, the source of the interested property (Ohio PACE, contractor, capital provider, City department, etc.), the number of completed PACE projects, and the reason why a property decided not to utilize PACE (fees, eligibility, etc.). However, due to the nature of PACE in Cincinnati, it is unlikely that these metrics would definitively evaluate the effectiveness of the program

¹ C-PACE Alliance, "Elements of a Well-Designed C-PACE Statute and Program to Attract Private Capital and Foster Greater Transaction Volumes." July 19, 2019, <http://www.c-pacealliance.com/wp-content/uploads/2019/07/Elements-of-a-Well-Designed-CPACE-v2.0-07-19-19-FINAL.pdf>

administrator.

Recommendation: City Council should continue to support the use of a single program administrator by the Cincinnati ESID.

FEE STRUCTURE

All PACE projects financed within the City of Cincinnati ESID are subject to fees charged by the City and the Hamilton County Auditor's Office. These fees add significant costs to PACE financing that could discourage property owners from utilizing it.

Hamilton County Fee

Section 727.36 of the Ohio Revised Code allows a county auditor to "add to each assessment such per cent as he deems necessary to defray the expense of collecting it." The Hamilton County Auditor has established a rate of 3 percent as the amount that will be charged as a collection fee on each assessment. The Hamilton County Auditor has not established a maximum amount that it will charge on each assessment payment. Since the creation of the Cincinnati ESID, the Hamilton County Auditor has collected \$103,497 in fees from PACE projects.

The Auditor's collection fee is an impediment to the increased utilization of PACE financing in the City. It adds significant costs that many property owners are not willing to pay. Appendix A outlines the additional costs that a property owner can face due to the Auditor's fee on assessment payments.

PACE Programs in other Ohio counties are not subject to high collection fees from their county auditors (see table below). The impact of those fees on overall project costs is shown in Appendix A.

Local Government	County	Auditor Collection Fee
City of Cincinnati	Hamilton	3%
City of Cleveland	Cuyahoga	1%
City of Columbus	Franklin	0%
City of Dayton	Montgomery	0-1%
City of Toledo	Lucas	1%

The removal or reduction of the assessment collection fee presents a major opportunity to make PACE financing more effective and efficient in Cincinnati. There are three options that the City could consider regarding the collection fees:

- The City could support the continued use of the current fee structure.
- The City could negotiate with the Hamilton County Auditor to determine if it would reduce its fee on PACE assessment collections to align with those in other Ohio counties.
- The City could utilize a third-party provider to bill and collect PACE assessments. Other ESIDs in Hamilton County have adopted this approach. The City currently uses a similar model for its first-time home buyer program. This option would require additional research by the Administration and Law Department to determine its feasibility.

City of Cincinnati Fees

In addition to the Hamilton County Auditor's fee, PACE projects in Cincinnati are charged a one-time,

nonrefundable fee by the City to compensate it for the administrative costs associated with the levying and collection of the special assessment. The City's fee is calculated as 0.50% of the aggregate amount of the special assessments, which is capped at a maximum amount of \$10,000. Since the creation of the Cincinnati ESID, the City has collected \$97,873.11 in fees across 21 projects.

Under the current structure, property owners pay the City fee in its entirety at the financial closing. This results in an additional out of pocket closing cost that property owners must pay rather than a cost that is included in the PACE financing and paid over a period of years. In addition, because the City charges its fee at the financial closing based on the number of proposed assessment payments, property owners who pay off their PACE loan early are charged the fee on assessment payments they did not make.

Only one of the City's peers in Ohio charges a fee on PACE projects. The table below compares the fee structures currently used by the City's peers. Appendix A shows the impact the fees can have on a project's total cost.

Local Government	Fee Structure
City of Cincinnati	0.50% fee on each semi-annual assessment payment collected at closing
City of Cleveland	0.25% fee on each semi-annual assessment payment
City of Columbus	No fee
City of Dayton	No fee
City of Toledo	No fee

cc: Oliver Kroner, Interim Director of the Office of Environment and Sustainability
Attachment: Appendix A

Appendix A: Comparison of PACE fees across political jurisdictions

\$250,000 PACE Project

- 20-year term (40 payments)
- \$12,625 semi-annual assessment payment

	County Auditor Collection Fee		City PACE Fee		Total Fees Collected
	PACE Rate	Amount Collected	Rate	Amount Collected	
City of Cincinnati	3%	\$15,150	0.5% on each payment	\$2,525	\$17,675
City of Cleveland	1%	\$5,050	0.25% on each payment	\$1,262	\$6,312
City of Columbus	0%	\$0	No fee	\$0	\$0
City of Dayton	0-1%	\$5,050	No fee	\$0	\$5,050
City of Toledo	1%	\$5,050	No fee	\$0	\$5,050

\$633,043 PACE Project

- 20-year term (20 payments)
- \$64,929 annual assessment payment

	County Auditor Collection Fee		City PACE Fee		Total Fees Collected
	PACE Rate	Amount Collected	Rate	Amount Collected	
City of Cincinnati	3%	\$38,957	0.5% on each payment	\$6,493	\$45,450
City of Cleveland	1%	\$12,986	0.25% on each payment	\$3,246	\$16,232
City of Columbus	0%	\$0	No fee	\$0	\$0
City of Dayton	0-1%	\$12,986	No fee	\$0	\$12,986
City of Toledo	1%	\$12,986	No fee	\$0	\$12,986

\$1,250,650 PACE Project

- 25-year term (50 payments)
- \$64,432 semi-annual assessment payment

	County Auditor Collection Fee		City PACE Fee		Total Fees Collected
	PACE Rate	Amount Collected	Rate	Amount Collected	
City of Cincinnati	3%	\$96,648	0.5% on each payment	\$10,000	\$106,648
City of Cleveland	1%	\$32,216	0.25% on each payment	\$8,054	\$40,260
City of Columbus	0%	\$0	No fee	\$0	\$0
City of Dayton	0-1%	\$32,216	No fee	\$0	\$32,216
City of Toledo	1%	\$32,216	No fee	\$0	\$32,216

Date: September 8, 2022

To: Mayor and Members of City Council
From: John P. Curp, Interim City Manager
Subject: Liquor License – New

202201705

FINAL RECOMMENDATION REPORT

OBJECTIONS: None

This is a report on a communication from the State of Ohio, Division of Liquor Control, advising of a permit application for the following:

APPLICATION: 14374152100
PERMIT TYPE: NEW
CLASS: D1
NAME: CHIPOTLE MEXICAN GRILL OF CLORADO LLC
DBA: NONE LISTED
2244 BEECHMONT AVENUE
CINCINNATI, OH 45230

As of today's date, the Department of Buildings & Inspections provided no comment with their investigation.

On July 22, 2022, Mt. Washington Community Council was notified of this application and do not object.



Police Department Approval

David M. Laing, Assistant City Prosecutor
Law Department - Recommendation
Objection No Objection

MUST BE RECEIVED BY OHIO DIVISION OF LIQUOR CONTROL BY: September 9, 2022

Date: August 4, 2022

To: Lieutenant Colonel Teresa A. Theetge, Interim Police Chief

From: P.O. Kevin Butler P128

Copies to:

Subject: RENEWAL, TRANSFER OR ISSUANCE OF LIQUOR LICENSES

PATROL BUREAU MEMO #: 22-273

DISTRICT INVESTIGATING LIQUOR PERMIT PREMISE: District Two

PERMIT #: 14374152100

TYPE OF PERMIT APPLIED FOR: New

PERMIT NAME & ADDRESS:

Name:	Chipotle Grill of Colorado
Address:	2244 Beechmont Ave

APPLICANTS NAME(S): M. Steven Ellis

INSPECTION / INVESTIGATION INFORMATION:

Officer:	P.O. Kevin Butler P128
Date:	5/31/2022
Findings:	The 2244 Beechmont Ave address is still under renovation and unable to be inspected at this time..

COMMUNITY COUNCIL NOTIFIED:

Name 1: Elissa Pogue	Date: 8/4/2022	Notified by: phone
Phone: 513-290-5088	E-mail:	
Name 2:	Date:	Notified by: (select from menu)
Phone:	E-mail:	

DISPOSITION OF THE COMMUNITY COUNCIL:

☒ NO OBJECTIONS
 ☐ OBJECTION: Attached Letter with Community Council Letterhead

DISPOSITION OF THE DISTRICT:

☒ NO OBJECTIONS

☐ OBJECTION: If objection checked, a narrative is required below

REASON FOR OBJECTION:

OK
LOS

CAPT. *W. DeRocso*
8-8-72

No Objection - m8/1004
8/13/72

City of Cincinnati

Council



Melissa Autry, CMC
Clerk of Council

Office of the Clerk

801 Plum Street, Suite 308
Cincinnati, Ohio 45202
Phone (513) 352-3246
Fax (513) 352-2578

July 19, 2022

OHIO DIVISION OF LIQUOR CONTROL
LICENSING SECTION
NEW PERMIT SECTION
6606 TUSSING ROAD
P O BOX 4005
REYNOLDSBURG, OH 43068-9005

Dear Ohio Division of Liquor Control:

The Council of the City of Cincinnati, State of Ohio, is requesting a 30 day extension on the below cited liquor permit application:

Application No.: 14374152100
Permit Type: NEW D1
Name: CHIPOTLE MEXICAN GRILL OF
COLORADO LLC
2244 BEECHMONT AVENUE
CINCINNATI OH 45230

Pursuant to R.C. 4303.26(A), City of Cincinnati City Council, through its Clerk of Council (collectively, hereinafter "the City"), respectfully requests an additional 30 days in which to respond to the Ohio Division of Liquor Control regarding whether the City will request a hearing on the subject liquor permit application. The City makes such time extension request for good cause and not for unnecessary delay. Specifically, the City requires additional time for each of its various departments and the applicable community council to review and investigate the liquor application by performing all necessary inspections and research including, but not limited to, permit applicant interviews, site premises inspections, background investigations, and historical investigations regarding the history of the permit premises and the subject location. Moreover, such extension of time would provide the applicable community council an opportunity to meet, vote, and respond back to the City by the deadline. Therefore, the City requires such time extension in order to perform its due diligence in this matter. The City respectfully requests this time extension in good faith, for good cause, and not for unnecessary delay.

Please fax the confirmation back to us as soon as possible at (513) 352-2578.

Thank you for your prompt attention.

Sincerely,

Melissa Autry, CMC
Clerk of Council

NOTICE TO LEGISLATIVE
AUTHORITY

OHIO DIVISION OF LIQUOR CONTROL
6806 TUSSING ROAD, P.O. BOX 4005
REYNOLDSBURG, OHIO 43068-8005
(614)844-2380 FAX(614)844-3188

TO

14374152100	NEW	CHIPOTLE MEXICAN GRILL OF COLORADO LLC 2244 BEECHMONT AVENUE CINCINNATI OH 45230
PERMIT NUMBER		
TYPE		
ISSUE DATE		
06 16 2022		
FILING DATE		
D1		
PERMIT CLASSES		
31	066	A
TAX DISTRICT		D47042
		RECEIPT NO.

FROM 07/08/2022

PERMIT NUMBER		TYPE
ISSUE DATE		
FILING DATE		
PERMIT CLASSES		
TAX DISTRICT		RECEIPT NO.



MAILED 07/08/2022

RESPONSES MUST BE POSTMARKED NO LATER THAN

08/08/2022

IMPORTANT NOTICE

PLEASE COMPLETE AND RETURN THIS FORM TO THE DIVISION OF LIQUOR CONTROL
WHETHER OR NOT THERE IS A REQUEST FOR A HEARING.

REFER TO THIS NUMBER IN ALL INQUIRIES

A NEW 1437415-2100

(TRANSACTION & NUMBER)

(MUST MARK ONE OF THE FOLLOWING)

WE REQUEST A HEARING ON THE ADVISABILITY OF ISSUING THE PERMIT AND REQUEST THAT
THE HEARING BE HELD ☐ IN OUR COUNTY SEAT. ☐ IN COLUMBUS.

WE DO NOT REQUEST A HEARING. ☐

DID YOU MARK A BOX? IF NOT, THIS WILL BE CONSIDERED A LATE RESPONSE.

PLEASE SIGN BELOW AND MARK THE APPROPRIATE BOX INDICATING YOUR TITLE

(Signature)

(Title) ☐ Clerk of County Commissioner

(Date)

☐ Clerk of City Council

☐ Township Fiscal Officer

CINCINNATI CLERK OF COUNCIL
CITY HALL
801 PLUM ST ROOM 308
CINCINNATI OHIO 45202

15 JUL 22 10:47

CLERK OF COUNCIL

City of Cincinnati

Council



Melissa Autry, CMC
Clerk of Council

Office of the Clerk

801 Plum Street, Suite 308
Cincinnati, Ohio 45202
Phone (513) 352-3246
Fax (513) 352-2578

For City Bulletin

Liquor Permit Application

From the Department of Liquor Control advising of permit application for the following:

Application No.: 14374152100
Permit Type: NEW D1
Name: CHIPOTLE MEXICAN GRILL OF
COLORADO LLC
2244 BEECHMONT AVENUE
CINCINNATI OH 45230

Pursuant to Section 4303.261 of the Ohio Revised Code, Council must notify the Department of Liquor Control within thirty days if there is an objection to the above permit.

Notice of Application was received by the Clerk of Council's Office

07/19/2022

MELISSA AUTRY, CMC Clerk of Council

The last day for the State to receive an objection is

08/08/2022

September 08, 2022

To: Mayor and Members of City Council 202201711
From: John P. Curp, Interim City Manager
Subject: Resolution for *Belong, Be Strong: West Price Hill (B Version)*

Transmitted is Resolution captioned:

APPROVING the *Belong, Be Strong: West Price Hill* plan as the planning guide for the West Price Hill neighborhood.

The City Planning Commission recommended approval of the plan at its August 5, 2022 meeting.

Summary:

The *Belong, Be Strong: West Price Hill* plan is the result of three years of hard work and dedication from the passionate residents and community members of West Price Hill. Although the COVID-19 pandemic paused planning efforts temporarily, the neighborhood leadership became reinvigorated and revitalized the planning process. Community members invested hundreds of hours solely dedicated to this effort, continually expressing what they loved about the neighborhood and the challenges to identify and improve upon to continue loving it as much as they do. This plan represents the strategic vision to implement all the goals and strategies identified by the community and outlines a 5-to-10-year structure to improve the business districts and surrounding areas.

The City Planning Commission recommended the following on August 5, 2022, to City Council:

APPROVE the *Belong, Be Strong: West Price Hill* plan as the neighborhood's guiding comprehensive plan document.

cc: Katherine Keough-Jurs, FAICP, Director, Department of City Planning and Engagement



JRS/B

EESW

RESOLUTION NO. _____ - 2022

APPROVING the *Belong, Be Strong: West Price Hill* plan as the planning guide for the West Price Hill neighborhood.

WHEREAS, the West Price Hill Community Council requested that the City of Cincinnati work with it, neighborhood residents, business owners, and other stakeholders to develop a neighborhood plan for the West Price Hill neighborhood; and

WHEREAS, in crafting the neighborhood plan, staff from the Department of City Planning and Engagement, members of Price Hill Will, the West Price Hill Community Council, and the community at large together engaged in a planning process, created working groups focused on themes and geographic areas of importance in the neighborhood, established goals for the future of the neighborhood, and identified solutions to existing challenges; and

WHEREAS, the planning process included community-driven brainstorming meetings, door-to-door canvassing, and the refinement of proposed goals and strategies that incorporated feedback from community members to achieve the desired neighborhood quality of life and to supplement and further direct implementation of *Plan Cincinnati* (2012); and

WHEREAS, these efforts led to the creation of the *Belong, Be Strong: West Price Hill* plan to serve as the guiding instrument for the development of the West Price Hill neighborhood; and

WHEREAS, the West Price Hill Community Council and community stakeholders desire for the *Belong, Be Strong: West Price Hill* plan to be officially approved by the Council so that it may serve as the City of Cincinnati's official planning guide for the West Price Hill neighborhood; and

WHEREAS, the *Belong, Be Strong: West Price Hill* plan is consistent with the Strategies for all five Initiative Areas of *Plan Cincinnati* (2012), including the Compete Initiative Area goal to "[f]oster a climate conducive to growth, investment, stability, and opportunity" (page 102); the Connect Initiative Area goal to "[d]evelop an efficient multi-modal transportation system that supports neighborhood vitality" (page 129); the Live Initiative Area goal to "[d]evelop and maintain inviting and engaging public spaces to encourage social interaction between different types of people" (page 150); the Sustain Initiative Area goal to "[p]reserve our natural and built environment" (page 193); and the Collaborate Initiative Area goal to "[w]ork in synergy with the Cincinnati community" (page 210); and

WHEREAS, at its meeting on August 5, 2022, the City Planning Commission reviewed the *Belong, Be Strong: West Price Hill* plan and recommended it for approval; and

WHEREAS, a committee of Council considered and approved the *Belong, Be Strong: West Price Hill* plan, finding it in the interest of the public's health, safety, morals, and general welfare; and

WHEREAS, Council considers the *Belong, Be Strong: West Price Hill* plan to be in the best interests of the City and the public's health, safety, morals, and general welfare; now, therefore,

BE IT RESOLVED by the Council of the City of Cincinnati, State of Ohio:

Section 1. That the *Belong, Be Strong: West Price Hill* plan is in furtherance of the goals, strategies, and visions of the City of Cincinnati and its comprehensive plan, *Plan Cincinnati* (2012).

Section 2. That the *Belong, Be Strong: West Price Hill* plan, attached hereto as Exhibit "A" and incorporated by reference herein, is hereby approved.

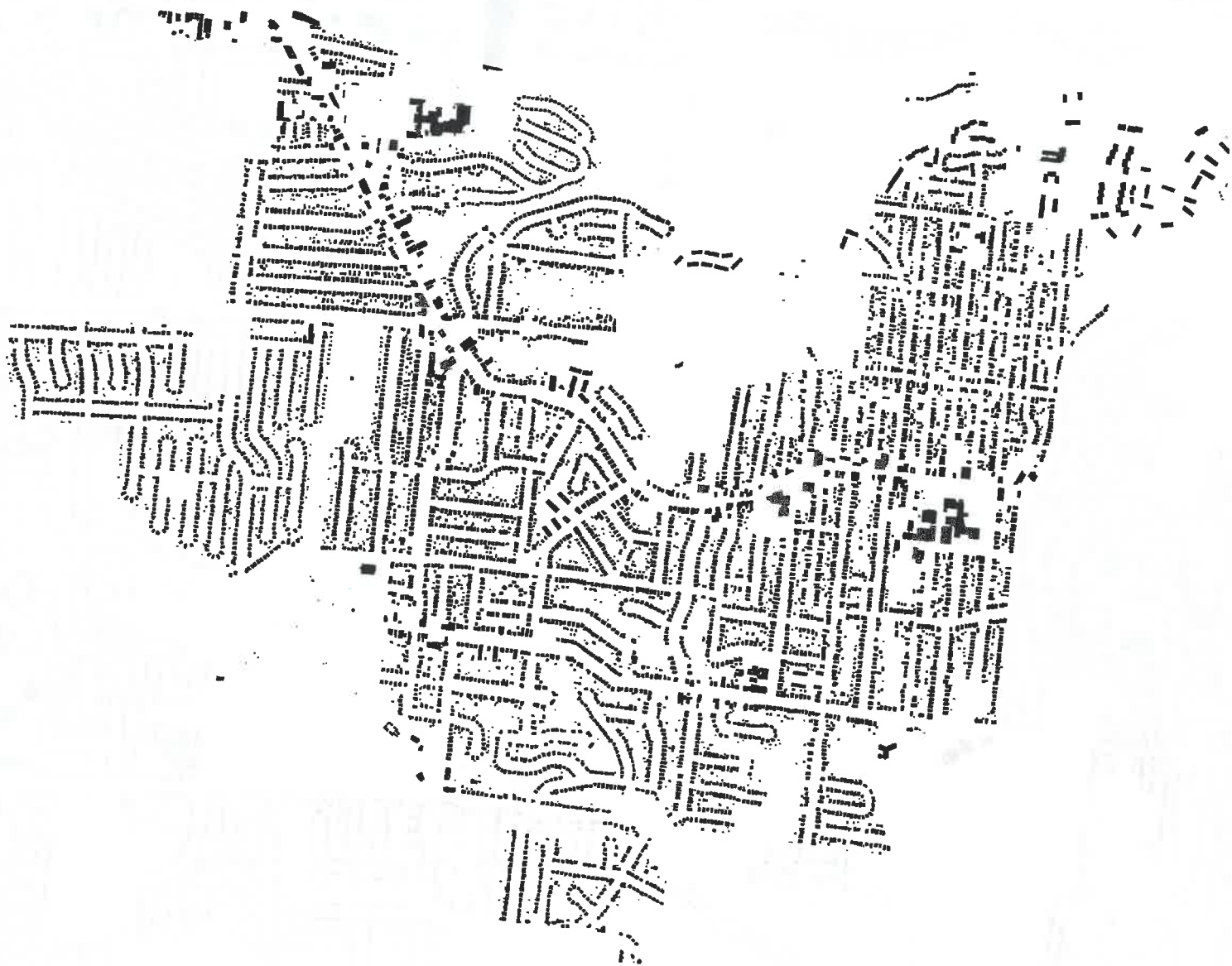
Section 3. That this resolution be spread upon the minutes of Council and that a copy be sent by the Clerk of Council to the West Price Hill Community Council at P.O. Box 5096, Cincinnati, OH 45205.

Passed: _____, 2022

Aftab Pureval, Mayor

Attest: _____
Clerk

EXHIBIT A



BELONG, BE STRONG WEST PRICE HILL



A PLAN TO REVITALIZE WEST PRICE HILL'S BUSINESS DISTRICTS



 2022

West Price Hill, Cincinnati, OH



BELONG, BE STRONG

WEST PRICE HILL

Approved

**West Price Hill Community Council
City Planning Commission
Equitable Growth and Housing Committee
City Council**

06/14/2022
08/05/2022
xx/xx/2022
xx/xx/2022



TABLE OF CONTENTS

Acknowledgments.....	01
Executive Summary.....	04
Introduction/Plan Dedication.....	06
History.....	08
Previously Approved West Price Hill Plans.....	12
Existing Conditions.....	14
Plan Process.....	18
Plan Theme Areas.....	22
Business Development/Engagement.....	24
Transportation Infrastructure.....	28
Crime + Safety.....	32
Community Engagement.....	34
Marketing.....	36
Land Use + Zoning.....	38
Consistency with Plan Cincinnati.....	48
Appendices.....	50
A. City Council Resolution.....	51
B. Implementation Tables.....	53
C. West Price Hill Attitudinal Survey.....	60
D. DOTE Summary of ODOT Warsaw Avenue Safety Study.....	61
E. West Price Hill Neighborhood Enhancement Program Report.....	63

ACKNOWLEDGMENTS

City of Cincinnati Mayor

Aftab Pureval

City of Cincinnati City Council

Jan-Michele Lemon Kearney | Vice Mayor

Jeff Cramerding | Council Member

Reggie Harris | Council Member

Mark Jeffreys | Council Member

Scotty Johnson | Council Member

Liz Keating | Council Member

Greg Landsman | Council Member

Meeka Owens | Council Member

Victoria Parks | Council Member Pro Tem

City of Cincinnati City Manager's Office

John P. Curp | Interim City Manager

Sheryl Long | Assistant City Manager

William Weber | Assistant City Manager

City Planning Commission

Byron Stallworth | Chair

Jacob Samad | Vice Chair

John P. Curp | Interim City Manager

John Eby

Jan-Michelle Lemon Kearney | Vice Mayor

Olivia McKinney

Anne Sesler

Department of City Planning and Engagement

Katherine Keough-Jurs, FAICP | Director

Alex Peppers, AICP | Deputy Director

Jesse Urbancsik | Senior City Planner, Project Manager

Andy Juengling, AICP | Former Senior City Planner + Previous Project Manager

James Weaver, AICP | Former Senior City Planner

Noelle Scheper | Intern



Belong, Be Strong: Steering Committee

Ben Klayer
Clayton Adams
Dan Dundes
Denise Matthews
Kurt Ruffing
Laura Duwel
Laura Hamilton
Mark Rosenberger
Mark Samaan
Nick Keeling
Rachel Hastings
Samantha Conover
Sean Hare
Sheila Rosenthal
Sister Mary Caroline Marchal
Sister Sally Duffy

Business Development Engagement Team

Laura Duwel
Sister Mary Caroline Marchal
Rachel Hastings

Transportation Infrastructure Team

Clayton Adams
Mark Rosenberger
Mark Samaan

Land Use + Zoning Team

Sean Hare
Nick Keeling

Community Engagement Team

Ben Klayer

Marketing Team

Samantha Conover
Sister Sally Duffy
Tifani Winkfield

Crime + Safety Team

Laura Hamilton
Sheila Rosenthal
Andrea Carter



Belong, Be Strong: West Price Hill
is dedicated to **Dan Dundes**.



and a **Special Shout Out**
to.....**Andy Juengling!**



EXECUTIVE SUMMARY

Belong, Be Strong: West Price Hill is the first neighborhood plan solely for West Price Hill with a focus on the commercial corridors of Glenway Avenue and W. 8th Street. The commercial areas of a neighborhood are often seen as the “front door” of the community, and can help to attract investment, business, activity, and life into a neighborhood. Neighborhood plans can be a stepping stone for neighborhoods to increase prioritizations of the community and to devise strategies to achieve their goals.

The timeline of this neighborhood plan commenced in 2019 and continued onward into 2022 for the final steps and approval process. Plan Theme Areas were identified at the beginning of the process which serve as the main ideas of this plan. These **Theme Areas** helped to guide conversations throughout the years and were the foundation in the formation of goals, strategies and action steps identified in the plan to facilitate West Price Hill realize the vision of *Belong, Be Strong: West Price Hill*.

The Plan Theme Areas include:



Business Development/Engagement

Business Recruitment | Business Retention | Building Improvements | Third Places | Signage



Transportation Infrastructure

Connectivity | Pedestrian Safety | Walkability | Public Transportation | Bus Stops



Crime + Safety

Crime | Safety | Lighting | Public Safety | Police Presence



Marketing

Image | Perception | Branding | Storytelling



Community Engagement

Activities for Residents | Events | Interest Groups | Programming



Land Use + Zoning

Connectivity | Density | Revitalization | Preserve

The entirety of this neighborhood plan incorporates the City of Cincinnati’s *Essential Elements of a Plan*, which served as a guide to enable City staff and the West Price Hill community the opportunity to produce a well-thought out, cohesive plan. This document outlines the history of West Price Hill, as well as previously approved plans, the planning process, and the overall goals with accommodating strategies and action steps. These goals, strategies, and action steps are additionally compiled in the implementation tables found at the end of this document (Appendix B).

This plan would not have been able to be created without the help of all the West Price Hill residents, community members, businesses, and neighborhood associations.



St. Teresa of Avila Church (weddingmapper.com)



Covedale Pet Hospital Mural (ArtWorks)



Crow's Nest (Cincinnati Refined)



Western Hills High School (photo by Aaron Turner)



(52cincyflags.com)



Covedale Public Library (Cincinnati Public Library)



Covedale Center for the Performing Arts (roadarch.com)



Seton Students in Thanksgiving Day Parade (WCPO)



St. Joseph Cemetery (photo taken by Sandi Cook)



St. William Church (saintwilliam.com)

INTRODUCTION

Belong, Be Strong: West Price Hill is the first neighborhood plan solely dedicated to West Price Hill. Previous plans include the *Price Hill Plan* (2015), the *Western Hills Gateway Plan* (1998) and the *Price Hill Community Plan* (1978). A non-approved *Neighborhood Business District Plan* was drafted in 2017.

West Price Hill is home to three main business districts which make up the neighborhood's identity. These commercial districts are Glenway Avenue "West", Glenway Avenue "East", and West 8th Street. West Price Hill is additionally a trio of neighborhoods which consists of Price Hill. These three, unique business districts offer a different variety of amenities and organizations with many long-lived and beloved businesses that attract people from all over Cincinnati. This plan's main concept emphasizes on improving and identifying concerns of these three districts.

Belong, Be Strong: West Price Hill is based upon and consistent with the Comprehensive Plan for the City of Cincinnati, *Plan Cincinnati* (2012), which was adopted by City Council in 2012. As the goals and strategies of *Belong, Be Strong: West Price Hill* are implemented throughout the years, they will be assessed with *Plan Cincinnati* to ensure consistency with the City's comprehensive goals, mainly with the five Initiative Areas of the plan (Compete, Connect, Live, Sustain, and Collaborate). See the Consistency with *Plan Cincinnati* section of this document for more details (page 48).

The community engagement process of this plan consisted of a kick-off, church-style festival event following four public meetings of opportunities for questions, answers, community input, and feedback. All the working group and steering committee meetings were open to the public as this plan is a culmination of listening and addresses the issues, concerns and desires of the neighborhood.

The final product is the result of three years of hard work and dedication from the passionate residents and community members of West Price Hill. Community members invested hundreds of hours solely dedicated to this effort as they expressed what they loved about this neighborhood and the challenges to identify and improve to continue loving it as much as they do. This plan represents the strategic vision to implement all the goals and strategies identified by residents and outlines a 5-to-10-year structure to improve the three business districts and surrounding areas.

To quote the *Price Hill Plan* (2015), "In the end, the ultimate goal of the Price Hill Plan is to make (West) Price Hill a community where people choose to live, choose to stay, choose to work, raise a family, and play."

Belong Be Strong



Elberon Ave Streetcar at corner of W 8th St. & Nebraska Ave. (1947) (Price Hill Historical Society)



HISTORY

A Neighborhood with a Strong History

Written by Valda Moore, Price Hill Historical Society + Museum

West Price Hill was originally part of the Symmes Purchase. A section of West Price Hill was also in Delhi Township and then in 1902 it was annexed to the city of Cincinnati. The area of West Price Hill today begins at Seton Avenue and continues along Glenway Avenue to Crookshank Road, before entering the neighborhood of Westwood.

In the 1700s, the top of the Hill was a rugged wilderness with a sparsely populated Indian Territory. The hills in the area were used by the Indians as lookout posts. One of these lookout posts was an Indian mound that stood at the site of the Elberon Country Club (a Price Hill golf course) between Glenway and Rapid Run Avenues, one of the highest spots in West Price Hill.

The first white settler on Price Hill is believed to be William Terry, an Indian fighter who joined Daniel Boone in conflicts with Indians. In 1791 William Terry started purchasing over 800 acres of land in Price Hill. He raised a family of 8 children. A couple of his children settled on land, which is today the St. Joseph New Cemetery, with the boundaries of the following Streets: Pedretti, Foley, Covedale, Nebraska and Rapid Run. This property was sold to the Archdiocese of Cincinnati in 1854.

West Price Hill remained farm land with lots of grape vines during the 1800s. Covedale, an area in the far west part of West Price Hill, had borders and parts of Covedale also in Delhi and Green Townships. History states that Covedale had its own post office in 1853. It was referred to as a village, but it was never formally incorporated by the City of Cincinnati.

Slowly, a village did rise in the wilderness. The Village of Warsaw was established in 1825 along Glenway Avenue and Rapid Run Pike. People were living in cabins where Seton High School now stands. The established businesses were Hermann's Smithy and Wagon Shop, the Kreis homestead and Winery, Mrs. Wittenstatter's Greenhouse Inn, as well as general stores, barbershops, tailors and bakery shops. The rest of the Village was farmed land by the Mayhew, Cottle, Lockman, Cahill, Vaughan and Schiff families, among others. Years later, many streets took the names of settlers that lived in the Village (like Kries Lane). These early Village settlers entertained themselves with barn dances, husking, spelling bees, taffy pulls and debates. The area of the Village was so large that another community, Cedar Grove, developed within its eastern boundaries. In 1870, most of the Village was annexed to the City of Cincinnati.

Cedar Grove was a name given to property purchased by the Sisters of Charity in 1857 from Judge Alderson (33 acres and his home). Here the Sisters established Mt. St. Vincent Academy, which later became Seton High School. The Sisters continued to purchase adjoining property (some 200 acres). In 1883, they sold the acquired property, around the school, to residential developers.

The most significant structure in Price Hill's history and development was the Price Hill Incline. Completed in 1874, the Incline climbed 350 feet to the top of Price Hill for passengers and in 1876 for freight.

The growing areas of Price Hill were provided with relative ease in traveling to jobs, recreation and businesses by the use of the Price Hill Incline. The development of the Hill was attributed to the freight line being able to transport building supplies up the Hill.

In West Price Hill a roadhouse was established in 1894 and called the **Crow's Nest** at 4544, West 8th St. The founders and owners of the Crow's Nest were Mr. and Mrs. John Crow. Across the street was the New St. Joseph Cemetery. The Crow's Nest became known as the place to dine or go for wakes. Outside the front door of the Crow's Nest was "the end of the line" for the Elberon Avenue carline. And, in back of the Crow's Nest was a ballpark and summer garden, attracting crowds to watch minor league ballgames. Price Hill residents no longer go to the Crow's Nest to mourn loved ones nor enjoy the ballpark in the back, but it still remains as a popular bar in West Price Hill and is at "the end of the line" of a business district along West 8th Street in West Price Hill.

West 8th Street in the early 1900s was a nearly impassable road of clay and rocks. There was a waterhole on the corner of 8th and Sunset Avenue, where weary travelers could stop for a cold drink from the spring (now the side lawn of St. William Church). Since West Price Hill's population continued to grow and were mostly Catholic descendants of German and Irish immigrants, there was a need for a Catholic Church in West Price Hill.

The first St. William Church was built in 1910 on Rosemont Avenue and a school was built in 1911. Much later, the new St. William Church was dedicated in 1931. The Church flourished and so did the number of businesses along West 8th Street, up to the Crow's Nest.

In 1912, Overlook Avenue was built, destroying the earlier mentioned lookout Indian mound and moving the Elberon Country Club. The golf course was relocated and renamed the Western Hills Country Club in 1913.



Crow's Nest (Price Hill Historical Society)



Prout's Corner (Price Hill Historical Society)

When Overlook Ave. was completed, it ran through Glenway-Elberon Heights and back to the city by West 8th Street. This project included 45 acres of land as a new suburb within today's West Price Hill. An observation platform was built on the new Overlook Avenue (altitude of 942 feet), called "Inspiration Point." During this same period of time, the Elberon Avenue car ran to the Heights and the Warsaw Avenue carline was being planned to extend to Ferguson Road.

The well-publicized Elberon-Heights suburb, with conveniences of the city, grew rapidly. So much so, that another Catholic church was built in West Price Hill in 1916. St. Teresa of Avila Church was built on Overlook and Glenway Avenues and then in 1923 the current Spanish-mission style church was built. The founding of a school took place in 1918 and a new school was built and opened in 1941. Parish schools emphasized discipline, as well as the connection between home and school. These were significant qualities desired for the area's Catholic population.

A turnpike company erected tollgates to maintain the main thoroughfare of the Hill. The "plank road" was turned into a compacted surface, an easier traveling street. Glenway and Rosemont Avenues had tollgates, as well as what is now Overlook (once called "Gazely's Corner"). **Prout's Corner** is another business district in West Price Hill. In 1928 the Prout Building was built at Guerley and Glenway Avenues. In the area you could purchase fruits and vegetables (Dangelo's), baked goods (Dainty Maid Bakery), meats (Leuenberger's) and dry goods (Woolworth's). Today, cattycorner across the street is the long established (since 1960) Hart's Pharmacy.

Right next to Prout 's Corner is Price Hill Chili, founded in 1962. Price Hill Chili remains a popular landmark in West Price Hill. It is more than chili. It is a great family restaurant, a gathering place, a westside staple. And, right up from Prout's Corner is the Covedale Theater. The theater was purchased by Cincinnati Landmark Productions and was turned into a state-of-the-art performing art center in 2002. The Covedale originally had a grand opening in 1947, as a postwar cinema that was built by the Ackerman family.

Many cinema theaters where located in West Price Hill. In 1913, the Glenway Theater was established, between Seton and Beech Avenues; the Overlook Theater in 1925 on Cleves-Warsaw Pike at Rulison Avenue; the Sunset in 1940 on Glenway and Sunset Avenues.

West Price Hill can be very proud of their many schools. Seton High School began in 1927, but was previously known as Mt. St. Vincent Academy and established in 1854. Elder was established in 1922, Western Hills High School established in 1928 and Dater High School began in 2000. West Price Hill also has cemeteries of all backgrounds: Catholics, Jewish, Irish and even Potter's Field. Rapid Run Park and Dunham Recreation Center enhance the all-encompassing neighborhood of...

West Price Hill




PREVIOUSLY APPROVED PLANS

West Price Hill has been included in three plans over the decades. This plan includes similar goals and strategies that have additionally been mentioned in the following plans:



Price Hill Community Plan (1978)

Approved by City Council in 1978, the *Price Hill Community Plan* contains nine components which focuses on creating a mixture of residential, commercial, public and semi-public, industrial and recreational uses and zoning, as well as reflecting on Price Hill's rich history in development and architecture. Housing is highlighted in this plan and exhibits a future potential for growth, stability or rehabilitation, as well as necessitating individual treatment by both private and public sectors in order to advance the goals.



Western Hills Gateway Plan (1998)

This plan was approved by City Council in 1998, and has a focus on urban renewal. The purpose of this urban design plan is to establish a clear set of policy guidelines and implementation strategies that will direct the future of the Western Hills Gateway District located within the West Price Hill Neighborhood. This business district is located in the western portion of the neighborhood, along Glenway Avenue, between Overlook Avenue and Sidney Road.



Price Hill Plan (2015)

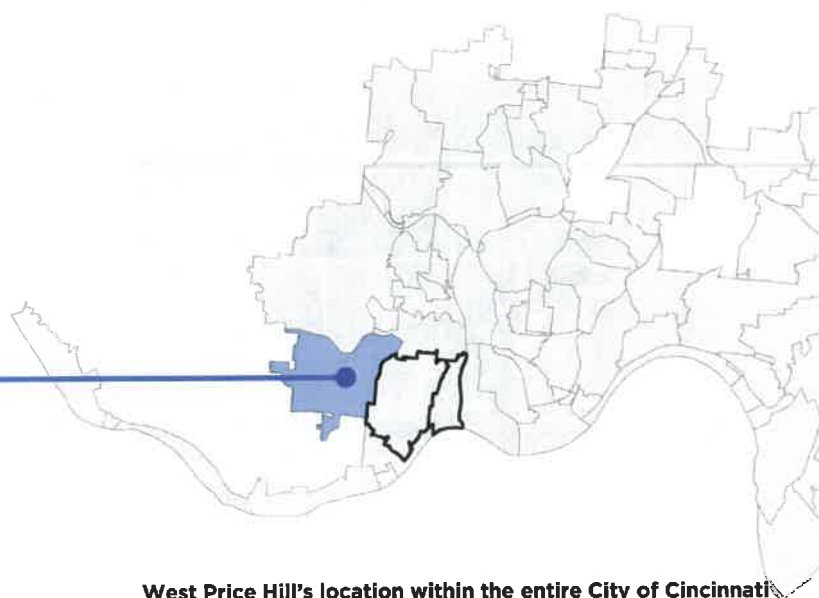
The *Price Hill Plan* was approved by City Council in 2015. The recommendations of this plan were developed by the community of Price Hill over 9 months in 2014. The Price Hill Plan reflects the voices of residents, business owners, property owners, and stakeholders from Lower Price Hill, East Price Hill, and West Price Hill. Ideas were generated, priorities established, ultimate goals determined and strategies to get there devised and vetted by community members.



2.75

SQUARE MILES

(~1893 acres, the largest out of all three Price Hill neighborhoods)



EXISTING CONDITIONS

West Price Hill is one of the westernmost neighborhoods in Cincinnati, after Saylor Park, Riverside, and Westwood, and is located on the City's western border abutting Green Township and Delhi Township. It shares neighborhood boundaries with Westwood, South Fairmount, and East Price Hill.

West Price Hill covers approximately 2.75 square miles and has approximately **18,776** residents as of 2020. Nearly 6,822 households reside in the neighborhood.

Brief summaries of each of the three business districts are found below:

Glenway Avenue "East"

The second largest commercial district in West Price Hill, the eastern Glenway Avenue district consists of 14.5 acres. Commercial uses comprise of nearly half the area, with office uses consisting of 13%, along with mixed-use at 11%. This district runs east past the neighborhood boundary into East Price Hill.

This eastern most district houses Elder High School, Seton High School, the Carson School, and Youthland Academy, along with several commercial businesses such as Walgreens, Boost Mobile, Rally's, and PNC Bank. Local businesses include Glenway Market, Duwel Automotive Service, Hook Fish and Chicken, and 52 Bar.

Glenway Avenue "West"

The largest out of the three commercial districts located in West Price Hill starting at the north boundary of the neighborhood just south of Crookshank Road, extending all the way south past Cleves Warsaw Pike. The total area of this commercial district is 34 acres with nearly 59% of the acreage dedicated to commercial uses.

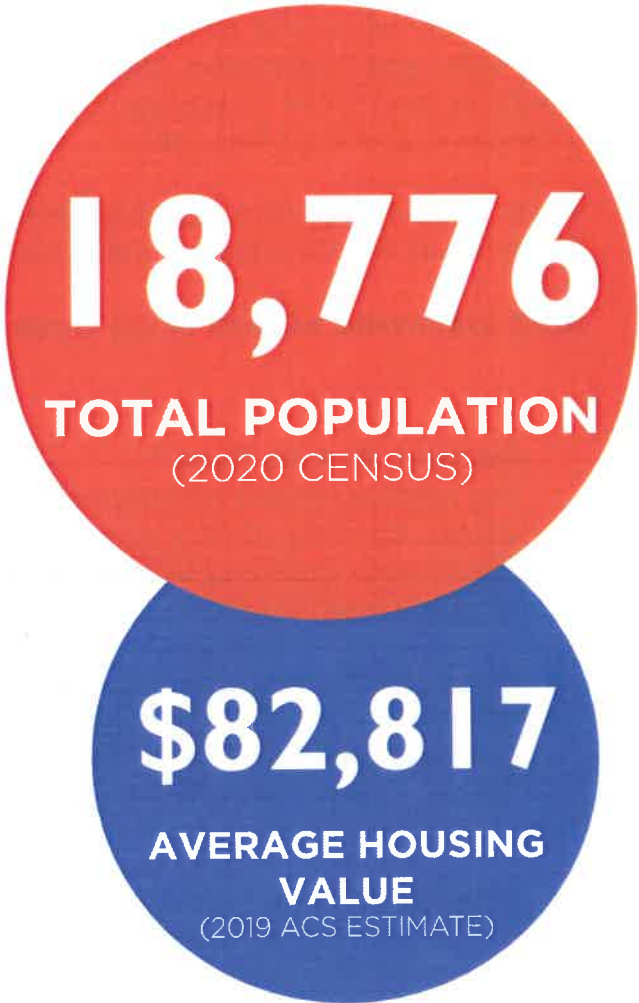
This westernmost district has a number of commercial chain business such as Frisch's Big Boy, Little Caesars Pizza, Burger King, Subway, CVS, Advance Auto Parts, and more. Local business include the famous Price Hill Chili, Bernens Pharmacy, Covedale Center for the Performing Arts, and Rockin' Rooster Comics & Games. St. Teresa of Avila Elementary schools sits directly behind this area.

W. 8th Street

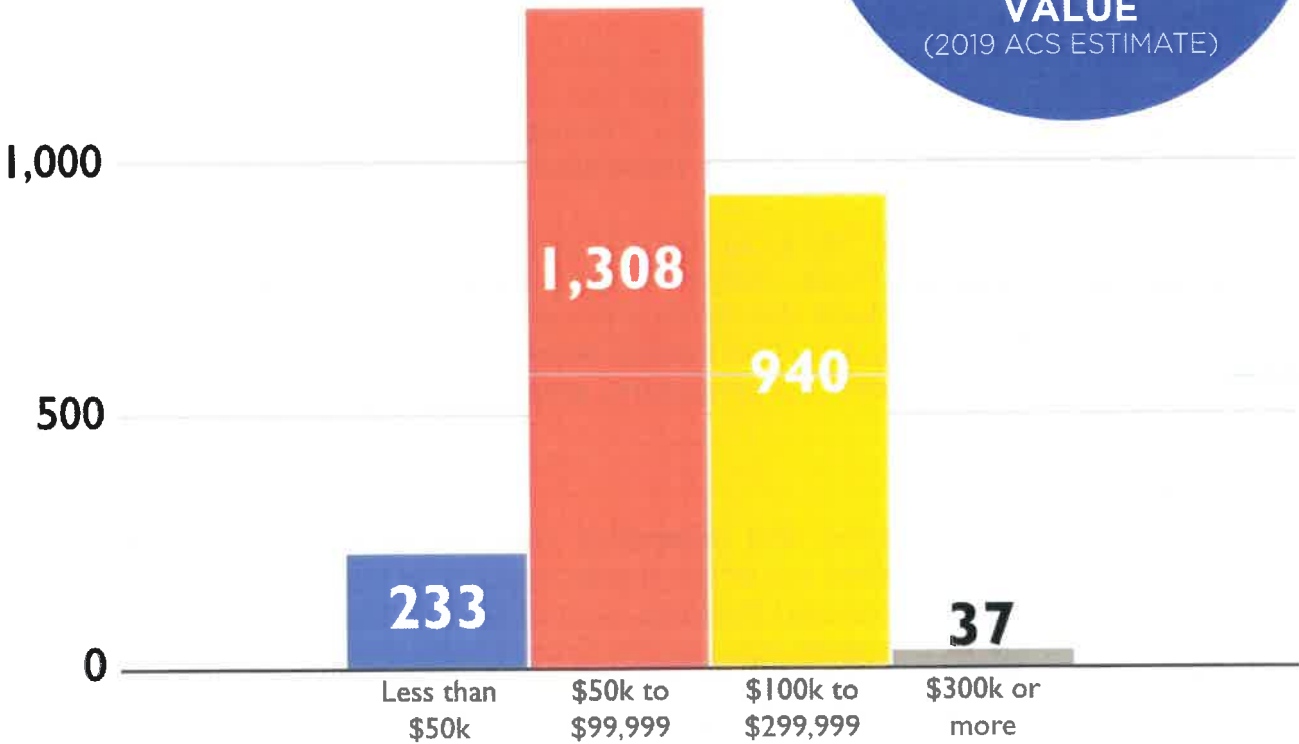
Starting at Pedretti Avenue and extending west just three blocks until St. Joseph Cemetery, this is the smallest out of the three commercial districts at just over 4.0 acres. This district is not a recognized business district by the City of Cincinnati. This area is home to many local businesses such as The Crow's Nest, Curnayn's Tavern, Maya Indian, the Covedale Pet Hospital, along with the Drive-Thru and Shamrock Coin Laundry.

West Price Hill has approximately 18,776 residents as of the 2020 Census. This is the largest of the three Price Hill neighborhoods, both in population and area. Compared to all of the neighborhoods located in Cincinnati, West Price Hill is the second largest in population after Westwood. West Price Hill is Cincinnati's 6th largest neighborhood in physical size, with Westwood additionally being the largest and then, Mount Airy, Mount Washington, College Hill and Hyde Park respectively.

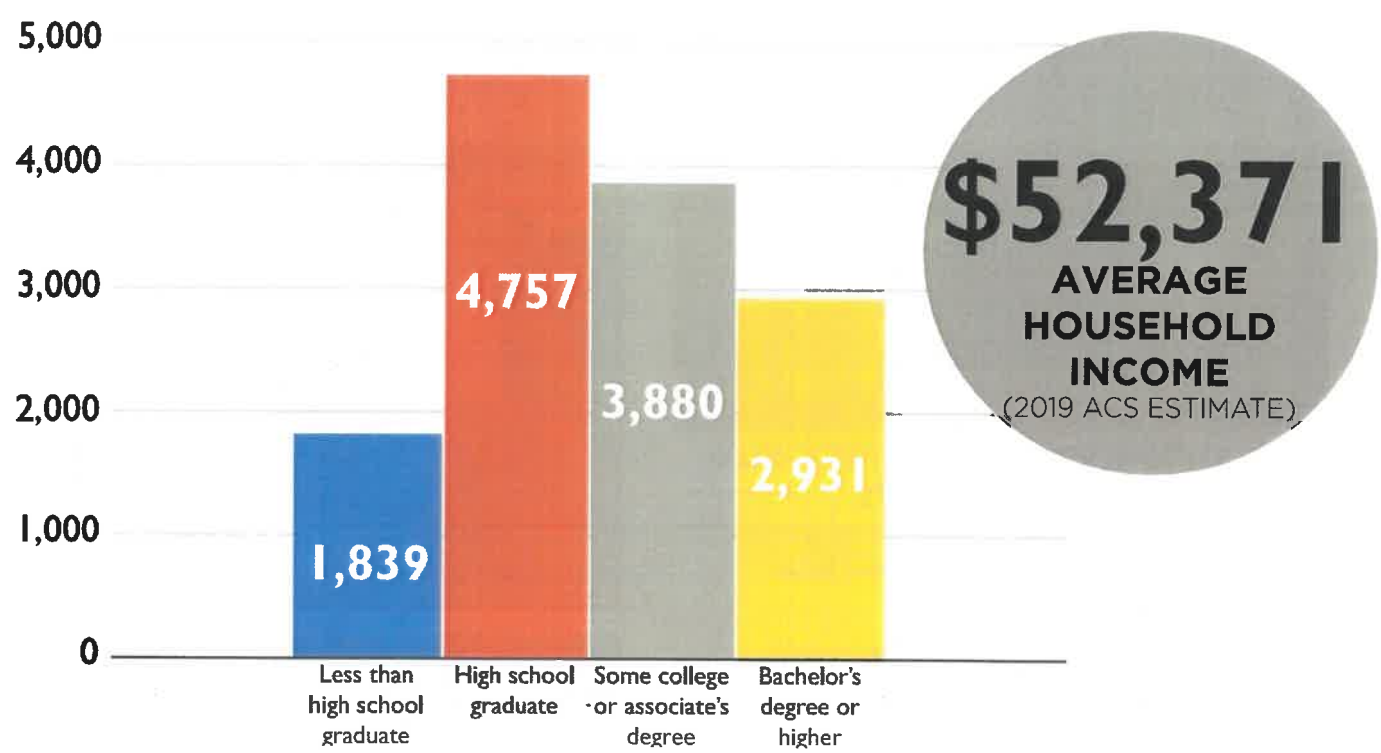
As of 2019, the neighborhood had an average household size of 2.42 people. With a **9.4% increase in population from 2010 to 2020**, the West Price Hill neighborhood's diverse residents and housing market allow the area to appear very attractive for all income levels.



HOUSING VALUE (2019 ACS ESTIMATE)

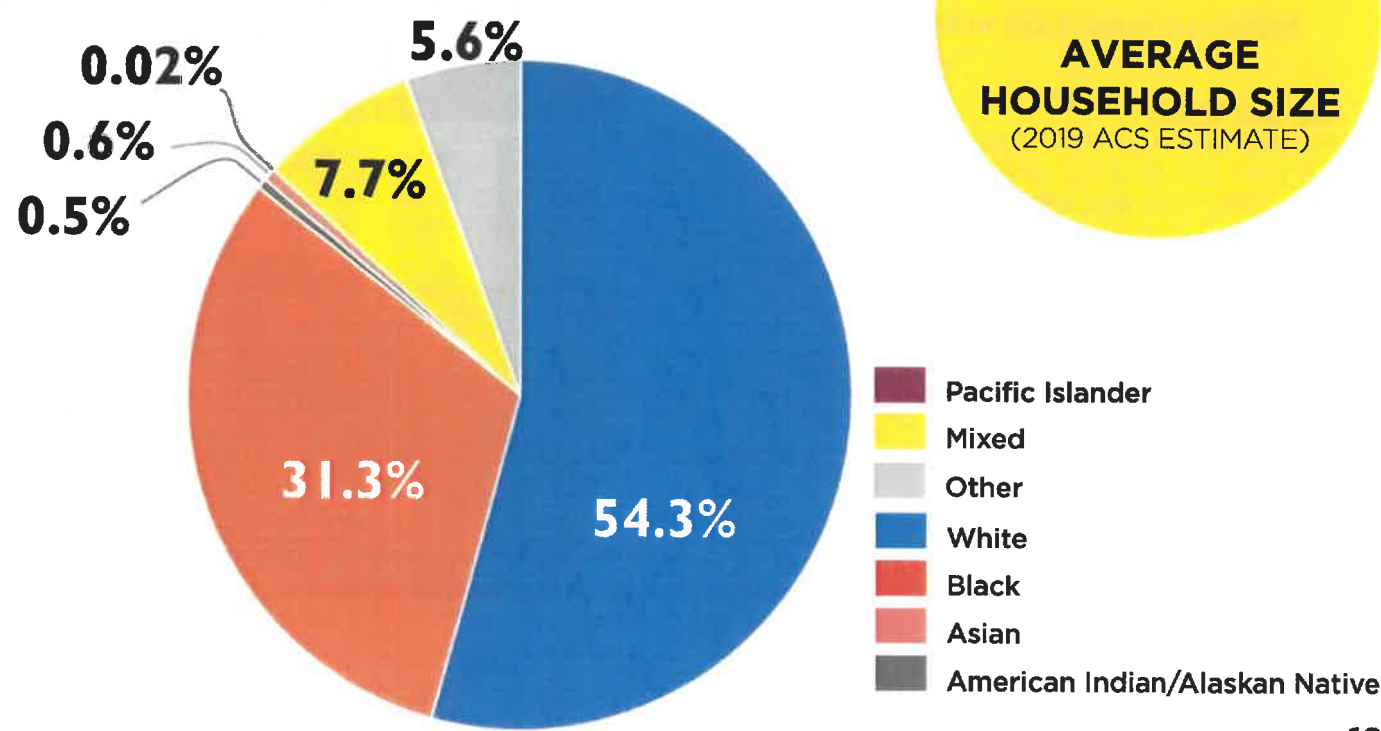


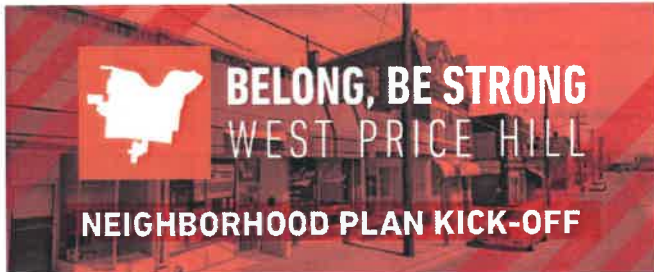
EDUCATIONAL ATTAINMENT (2019 ACS ESTIMATE)



The average household income in 2019 was **\$52,371** and the average housing value was **\$82,817**.

RACE (2019 ACS ESTIMATE)





A PLAN TO REVITALIZE WEST PRICE HILL'S BUSINESS DISTRICTS

This event kicks-off the Belong, Be Strong: West Price Hill business district planning process for the wider community. Neighbors will have the chance to gather and socialize, learn about the planning process, participate in brainstorming activities, and learn about how they can stay involved in the process.

This meeting will contain opportunities for:

- Residents to show their interest in improving their neighborhood.
- Community members to understand the planning process and their role in it
- Community members to understand the importance of a neighborhood plan
- Community members to learn about the initial findings about the neighborhood's business districts.
- Steering Committee to gather feedback and stories from community members to help inform work team tool, existing conditions, general vision for the neighborhood, etc.

WHEN + WHERE

SATURDAY SEP. 28
From 10am - 12pm
at SETON HIGH SCHOOL
3901 Glenway Avenue



For more information go to <https://www.cincinnati-oh.gov/planning/> or scan the QR Code

BRING THE FAMILY! ACTIVITIES FOR KIDS, TOO!

Top and Right:

Pictures and flyer from Belong, Be Strong: West Price Hill Kick Off Meeting which occurred on September 28th, 2019. This Kick Off Meeting was held in a church festival style, with tons of activities for adults and kids, set up in an array of booths all over the gym at Seton High school.

Residents and community members had the chance to learn more about the neighborhood planning process and how they can stay informed and participate. With all the participation, this plan would not be completed.



Photos By: Andy Juengling

PLAN PROCESS

Neighborhood Plans and updates are crucial in allowing communities to enhance and promote a platform for dialogue and engagement to occur between residents, businesses, and the overall neighborhood. These plans create and confirm neighborhood identities as well as their vision and goals. Eventually this helps guide policy decisions that will impact the neighborhood which helps guide future development and investment decisions as well as being used as a tool for community investment projects. Most importantly, plans demonstrate to City leaders that the neighborhood is united.

The Department of City Planning and Engagement coordinated with Price Hill Will, the West Price Hill Community Council and the residents of West Price Hill in the effort of creating a progressive and innovative neighborhood plan with a focus on the business corridors along Glenway Avenue and W. 8th Street. The purpose of the plan was to create a vision of how West Price Hill should look five, ten, fifteen years into the future and to prioritize projects and initiatives to realize this new vision. The City's guidelines, *Essential Elements of a Plan*, were the main outline which helped with the creation of this document.

In the Summer of 2019, a steering committee was created to identify theme areas that will transform into working groups. These newly created theme areas consisted of Business Development/Engagement, Transportation Infrastructure, Community Engagement, Marketing, and Crime + Safety. Land Use and Zoning were additionally explored.

The planning process started with the **Kickoff Meeting** which was held on September 28th, 2019. This meeting was the first community wide meeting which began the **Belong, Be Strong: West Price Hill** process. It was held at Seton High School as neighbors and community members came together for the opportunity to gather, socialize, learn the planning process, participate in brainstorming activities, and learn about how to continue to be involved in the process. Over sixty community members were in attendance for this kickoff. Activities for kids and interactive booths were set up as well as giveaway prizes.

The meeting allowed staff and the steering committee to obtain important feedback from everyone in attendance in addition to validating the vision and theme areas of the plan.



A meeting was held in November of 2019 which fleshed out the theme areas to better facilitate the working group meetings. The first working group meeting was held on January 30, 2020, right before the Covid-19 Pandemic began. Dedication continued throughout the Pandemic. A second working group meeting was held on December 9, 2020; a third working group meeting held on July 22, 2021; and a fourth working group meeting/open house was held on October 7, 2021, at Price Hill Chili. The West Price Hill Community Council and Steering Committee were continually updated throughout the span of the meetings. The draft language and overall plan were lastly presented to the West Price Hill Community Council and circulated to City departments for feedback before going in front of the City Planning Commission and City Council for approval.

All the feedback and language created was posted on the City's webpage to update visitors and those who were interested. Along with all the working group meeting deliverables, the webpage additionally housed background information, neighborhoods maps, plan timeline, and information on how to participate and get involved.



Photo By: Andy Juengling

A survey, the **West Price Hill Neighborhood Plan: Attitudinal Survey**, was promoted to allow residents and community members the chance to voice their opinions on the best things about West Price Hill as well as their frustrations and challenges that they see in the neighborhood. This survey allowed everyone to learn what people's favorite memories and things were about the neighborhood (Appendix C).

The vision, goals, strategies and action steps that were developed during this process were a prime example of excellent community engagement within the planning process. Without everyone who contributed their time to this place, West Price Hill would not have these valuable guidelines and new vision for the future of their neighborhood.

All residents and community members consistently had access to the entire process, with updates regarding meetings and revisions continually posted on the **plan's website!**



Scan Me!

Belong, Be Strong: West Price Hill Planning Process



Step 1	Step 2	Step 3	Step 4	Step 5	Step 6
Background	Vision	Discussion	Detail	Review / Approval	Implementation
Where are we now?	Where do we want to go?	What can we do to get there?	Who, what, when, how?	Reaching final consensus	Getting started on the work ahead
Activities	Activities	Activities	Activities	Activities	Activities
Determine process	Kick-off Meeting	Working Group Meetings Develop goals, strategies, and maps	Working Group Meetings Detailed recommendations with timeline	Final Steering Committee Review and Approval	Start following Plan
Create Communication Systems and Methods	Small Group Meetings	2 nd Community Meeting (Open House)	Draft Plan	WPHCC Review and Approval	Develop Implementation Committee on WPHCC
Neighborhood Survey	• Review meeting outcomes	• Validating Vision	Final Plan Open House	City Department Review	Determine regular review cycle
Existing Conditions Analysis	• Develop Draft Vision Statement	• Is this headed in the right direction?	• Final reaction to detailed recommendations	City Planning Commission Review and Approval	
Plan the Kick-off and Small Groups	• Plan the Working Group Meetings	Review meeting outcomes	• Prioritization	City Council Review and Approval	

CINCINNATI

BUSINESSES | RESIDENTS | VISITORS | SERVICES | GOVERNMENT

Translate: f t in

CITY PLANNING AND ENGAGEMENT

Connect With City Planning and Engagement f t

BELONG, BE STRONG: WEST PRICE HILL

City Planning and Engagement | Neighborhood Plans | Ongoing Neighborhood Planning Processes | Belong, Be Strong: West Price Hill

CITY PLANNING AND ENGAGEMENT MENU

About City Planning and Engagement

City Planning and Engagement Calendar

City Planning Commission

Community Engagement Meetings

Maps, Data, and Resources

Neighborhood Plans

Approved Plans

Ongoing Neighborhood Planning Processes




Plan Cincinnati

Status Spotlight

BELONG, BE STRONG
WEST PRICE HILL

Top:

Neighborhood Plans require approval from City Planning Commission, as well as City Council after the Steering Committee and Community Councils gives their final approval. The Steering Committee and Department of City Planning and Engagement staff used the chart above as a guide for the entire process. The second portion is a screenshot of the webpage that was continuously updated.



PLAN THEME AREAS

The Steering Committee worked diligently to identify **Theme Areas** that transformed into Working Groups for the planning process. These Theme Areas helped guide conversations moving forward and assisted in the formation of goals and strategies that are identified in this plan. Please find the vision for each Theme Area below:

Business Development/Engagement

Preserve and grow three distinct, vibrant, local business districts emphasizing diversity, creative resources, parking solutions, and clean and safe walkability through the enhancement and upgrading of current buildings and businesses and attracting new businesses in a collaborative manner.

Transportation Infrastructure

Create safe, vibrant, and inviting neighborhoods and neighborhood business districts for residents and visitors of West Price Hill through traffic calming, pedestrian safety, and beautification. Thereby creating connectivity with a balanced network of transportation options including enhanced roads, walkways, and trails.

Crime + Safety

Create an inviting, inclusive community and business districts where community members and police collaborate to find proactive solutions that promote a safe, clean, welcoming environment for walking and shopping.

Marketing

Embrace and project the story of West Price Hill residents, past and present, by categorizing unique gems of the area. Give a sense of pride to current and life-long residents while highlighting unique features that might attract new residents and visitors alike. West Price Hill's history should be resurrected and celebrated.

Community Engagement

Advocate for cross-generational awareness through partnerships and a celebration of diversity to continue building a more inviting and engaging community.

Land Use + Zoning

West Price Hill will be guided by progressive planning efforts that will continue to enrich all of the ideas of the neighborhood through ensuring well-planned development and future growth.



Price Hill Chili (apartments.com)


Preserve and grow three distinct, vibrant, local business districts emphasizing diversity, creative resources, parking solutions, and clean and safe walkability through the enhancement and upgrading of current buildings and businesses and attracting new businesses in a collaborative manner.

The Hearts of Price Hill | University of Cincinnati Research Report

In the Spring of 2020, students from the University of Cincinnati curated this project sponsored by the UC Niehoff Urban Studio with support from UC Forward and the UC-Service Learning Program.

Between January and April 2020, eleven students embarked on a research, planning and design trajectory and process to answer the question on how can Price Hill best serve their neighborhood business districts.

They were supervised by Dr. Conrad Kickert from the University of Cincinnati, and by John Yung, Senior Project Executive at Urban Fast Forward.



*Business Development /
Engagement*

BUSINESS DEVELOPMENT/ ENGAGEMENT

The **Business Development/Engagement** goals and strategies are the backbone to this plan since the majority of the plan is a focus on the neighborhood's commercial corridors and business districts. Revitalizing these areas and focusing on the pedestrian experience are the key components.

GOAL 1:

Strive to revitalize empty storefronts in each business district.

Attract businesses that serve as destinations to bring people to the neighborhood.

- o Research the viability of introducing the idea of a Designated Outdoor Refreshment Area (DORA) within the business districts during certain hours.
- o Request an entertainment district to lower the cost of liquor licenses for restaurants.
- o Identify appropriate incentives that could attract locally owned businesses into the area.
- o Catalog existing historic structures for possible future preservation efforts.

Improve the response and accountability of complaints/code enforcement violations.

- o Work with Seton and Elder to organize neighborhood and business district cleanups.
- o Promote and continue the PH Safety CAT (Community Action Team) regarding weekly litter cleanups.
- o Request the neighborhood be included in any expansion of the Building & Inspections Department's Residential Rental Property Inspection Pilot Program (RRI) to utilize proactive enforcement and periodic inspection protocol to maintain the quality and safety of residential properties.

GOAL 2:

Focus on community accountability, diversity, and inclusion.

Improve communication between Community Council and Business Associations.

- o Hold quarterly meetings for faster updates and easier communication.
- o Have a liaison from each organization attend each other's monthly meetings.
- o Create a Glenway Business Association.
- o Hold business-supported, community driven events to bring the Community Council and business groups together in a social environment.

GOAL 2 (cont.):

Focus on community accountability, diversity, and inclusion.

Improve communication between businesses, residents and the City.

- o Identify and implement successful community engagement methods and procedures from other neighborhoods in Cincinnati and around the country.
- o Create an inventory of businesses with contact information and keep it updated for future usage.
- o Create a welcome packet for new businesses to provide resources for success.

GOAL 3:

Connect and improve each business district through an improved pedestrian experience.

Glen

Develop separate identities for each business district.

- o Seek out ways to incorporate placemaking and identity along major thoroughfares, trails, and walkways.
- o Work with Seton and Elder students to create new branding for each business district, similar to what was done by Oyler students and guided by Nehemiah.
- o Work with Seton and Elder and other institutions to market local businesses to families and visitors for social events.

W.

Research and begin the process of creating an official business district at W. 8th and Overlook/Trenton corridor and E. 8th between Kreis Lane and Sunset Avenue.

Analyze existing parking regulations to determine if business districts have adequate parking.

- o Utilize existing adjacent neighborhood parking studies to develop strategies, including assessment of potential shared parking opportunities.
- o Develop agreements between nearby businesses with different hours to share parking lots.
- o Identify parking solutions for each business district.

GOAL 3 (cont):

Connect and improve each business district through an improved pedestrian experience.

Meet with the City to investigate requesting new trash receptacles and street furniture in the business districts where it is appropriate.



Top:

The map above displays the designated boundaries of the two official business districts located within the West Price Hill Neighborhood. It is important to note that the Glenway Avenue "East" business district extends far east into East Price Hill. More information regarding the business districts may be found in the "Land Use + Zoning" portion of this plan.



A Metro Bus (Cincinnati Enquirer)

Create safe, vibrant, and inviting neighborhoods and neighborhood business districts for residents and visitors of West Price Hill through traffic calming, pedestrian safety, and beautification. Thereby creating connectivity with a balanced network of transportation options including enhanced roads, walkways, and trails.

Transportation Infrastructure

TRANSPORTATION INFRASTRUCTURE

The **Transportation Infrastructure** goals and strategies primarily focus on the safety of the pedestrian and vehicular experience while thinking about solutions on how to alleviate traffic congestion and roadway accidents. The Department of Transportation and Engineering (DOTE) additionally provided guidance to implement solutions of decade-long issues within these corridors with a major focus on including first steps for a Thoroughfare Plan.

Many of the goals and strategies outlined in this portion of the plan coincide with the ideas of the Business Development/Engagement strategies. Having successful transportation infrastructure is key in thriving business districts.

GOAL I:

Enhance pedestrian and roadway safety along main corridors.

Collaborate with the Ohio Department of Transportation (ODOT) and the City Department of Transportation and Engineering (DOTE) to employ appropriate traffic calming techniques to ensure safe pedestrian travel.

- o Prioritize installation opportunities for speed cushions, bump outs and other traffic reducing techniques.
- o Create buffers between pedestrians and vehicles while aiming to promote pedestrian friendly opportunities along roadways and in front of businesses.

Identify unsafe intersections for pedestrians and to see which intersections need improvement.

- o Prioritize and catalog all major intersections throughout the neighborhood.
- o Work with DOTE to obtain traffic volume numbers and accident data.
- o Work with associated agencies to analyze funding options for priority pedestrian and roadway infrastructure improvements.

Aim to reduce pedestrian and vehicle conflicts at major intersections.

- o Identify solutions for decreasing speed limit of major corridors.
- o Strive to eliminate slip turn lanes in the business districts.

GOAL 2:

Coordinate and partner to create an integrated multi-modal connectivity network.

Continue educating the community regarding best practices in mobility and transportation while incorporating Complete Streets policies and design approaches.

- o Collaborate with DOTE and ODOT to evaluate the use of Bus Rapid Transit (BRT) concepts along Glenway Avenue.
- o Deploy smart technology innovations to improve safety, traffic flow, curb lane management, wayfinding, trip planning and parking.
- o Develop streets that are conducive to walking, biking, transit, and development.

Glenwa

Research the benefits of a potential Thoroughfare Plan* to help alleviate traffic congestion and mobility throughout the business districts.

GOAL 3:

Continue the ongoing maintenance of assets.

W. 8th

Develop and enhance the aesthetic and identity of the major transportation corridors.

- o Aim to install and repair existing street furniture while promoting the usage of the Fix It Cincy mobile app.
- o Identify sidewalk and pavement priority areas that are in desperate need of repairs.
- o Look into the creation of Sidewalk Cleanup improvements.

Identify other resources for road improvements and safety.

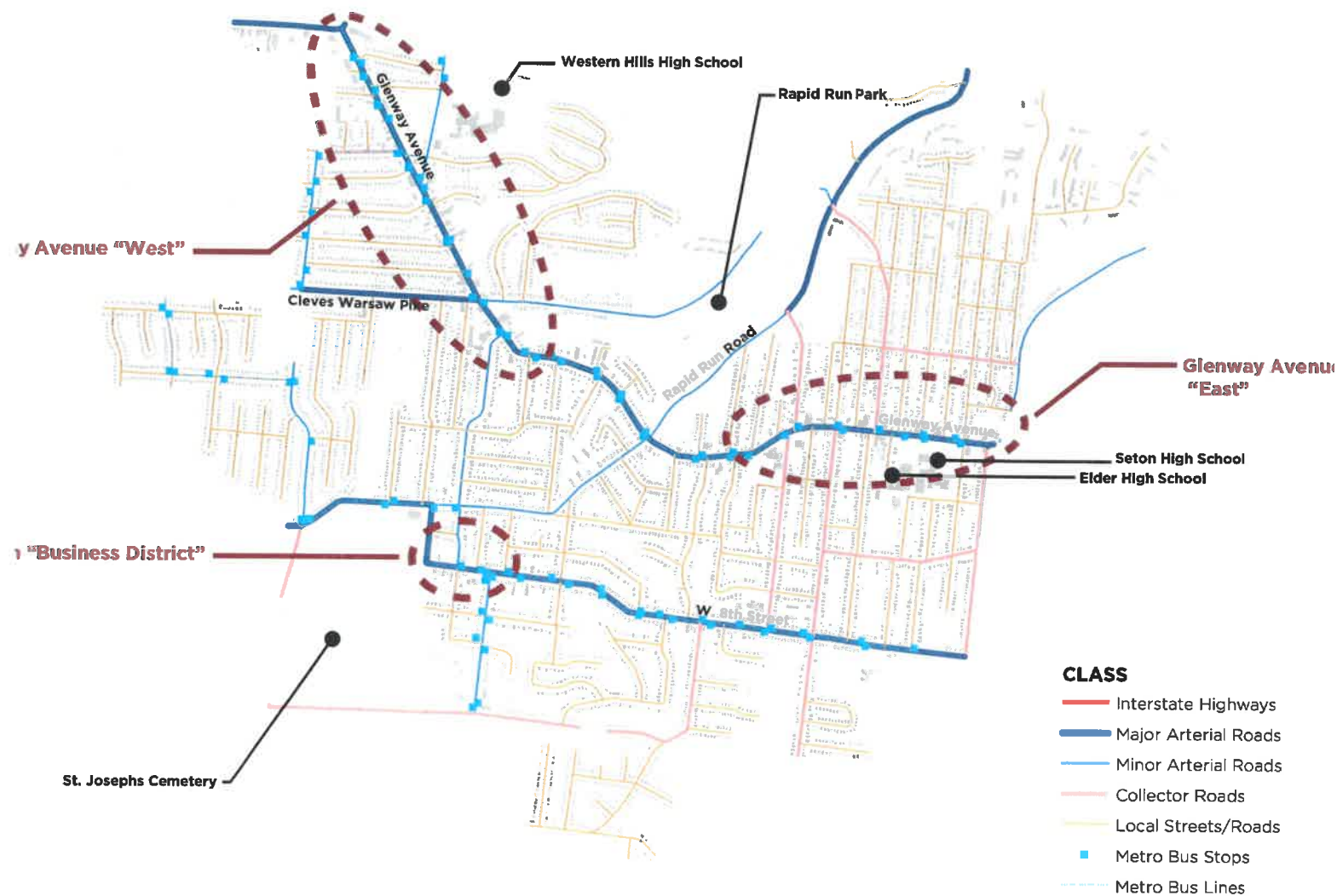
Thoroughfare Plan | Guidance from DOTE

A thoroughfare plan is a long-range planning document used to guide the development of a community's roadway system. The purpose of the plan is to ensure the future transportation network meets the travel needs of the growing region for all modes of travel, including walking, bicycling, driving, and public transportation. A plan could emphasize the consideration of Complete Street principles and context sensitive solutions in the development of the future Glenway Avenue road network.

The main objectives of a thoroughfare plan could possibly include reducing congestion, provides safe travel options, supports land use goals, prioritizes cost-effective improvements, increases multi-modal options, improves the local economy and lastly improves the overall connectivity of the community.

Reference the Thoroughfare Plan for the City of Killeen, TX

(<http://killeentexas.gov/DocumentCenter/View/535/City-of-Killeen-Thoroughfare-Plan-PDF>)



Top:

The map above displays the street classifications of the roadways found in West Price Hill, as well as the location of the Metro Bus stops and lines. The Metro bus routes are primarily found along Glenway Avenue and W. 8th Street, with the majority of the stops in these locations as well.

The five different street classifications are found in the legend to the right. These consist of Interstate Highways, Major Arterial Roads, Minor Arterial Roads, Collector Roads, and Local Streets/Roads. There are no Interstate Highways located within the neighborhood. The two Major Arterial Roads are conventionally located within each of the business districts (with the exception of Rapid Run Road).



Create an inviting, inclusive community and business districts where community members and police collaborate to find proactive solutions that promote a safe, clean, welcoming environment for walking and shopping.

Crime + Safety

CRIME + SAFETY

Concerns with **crime, safety** and the **perception** of West Price Hill outlined the goals and strategies in this section. Residents (and the community as a whole) have the strong desire to maintain West Price Hill's business districts as a safe place to live, work, shop, and play. This will require continued collaboration and trust with the Cincinnati Police Department and businesses throughout the community.

GOAL 1:

Increase the actual and perceived safety in the business district.

Promote a sense of confidence and security among visitors and residents in each of the business districts.

- o Increase police engagement, presence and visibility.
- o Promote the Neighborhood Block Watch to continue collaboration with community officers and improve public safety.

Foster trust between all members of the community.

- o Increase collaboration and foster trust between residents and police in our community.
- o Increase collaboration and foster more trust between police and the Latino community.
- o Increase collaboration between the Cincinnati Police Department and neighborhood stakeholders, business owners, and overall community.

City of Cincinnati  Intergovernmental
Communications
July 20, 2020

To: Paula Boggs Muehlberg, Interim City Manager
From: Ethel Cogen, NEP Manager
West Price Hill Neighborhood Enhancement Program (NEP)
Copies to: West Price Hill NEP Team
Subject: West Price Hill NEP Final Report

This is the Final Report for the West Price Hill NEP, which started March 1, 2020 and ended on June 30, 2020. A large kickoff event was held on March 4, 2020, in the parking lot of the community's selected NEP Signature project. Elder High School Steel Drum Band performed to an enthusiastic crowd. Not long after that, COVID-19 happened, drastically affecting all activities that required community interaction. This NEP Team has put forth an excellent effort in adapting to this unprecedented situation.

This report covers the activities of the Police Department, Buildings and Inspections Department and Fire Department which mainly cover the enforcement aspects of this project. Keep Cincinnati Beautiful, Public Services Department, Department of City Planning, Department of Transportation and Engineering, Recreation Department and the Department of Community and Economic Development provide customer/citizen assistance as part of the effort. Community Stakeholders in West Price Hill include the West Price Hill Community Council, Price Hill WII, Community Police Partnership Center, Santa Maria Community Services, Shealby Boys and Girls Club, Warsaw Federal, PNC Bank, Huntington Bank, Keep Cincinnati Beautiful, First Financial Bank, Archdiocese of Cincinnati, Christ Church Cathedral, Elder High School and Seton High School. The NEP Fund, administered by Price Hill WII, raised \$34,000 to go toward the NEP Signature Project.

Community members decided that the NEP Signature project would focus on renovating buildings on Glenway Avenue between Gileay and Bluff. Bringing back these dilapidated buildings to productive community use will have a positive ripple effect in the surrounding area. A family friendly restaurant and craft brewery are filling a need for local gathering places as identified by the community stakeholders.

West Price Hill Neighborhood Enhancement Program (NEP)

The Neighborhood Enhancement Program is a 90-day collaborative effort between City departments, neighborhood residents and community organizations. A report for this program outlines the program which started March 1, 2020 and ended on June 30, 2020.

This report covers the activities of the Police Department, Buildings and Inspections Department and Fire Department which highlights the enforcement aspects of this project. Keep Cincinnati Beautiful, Public Services Department, Department of City Planning and Engagement, DOTE, Recreation Department and the Department of Community and Economic Development provided customer/citizen assistance as part of the effort.



Photo By: Noelle Scheper

Embrace and project the story of West Price Hill residents, past and present, by categorizing unique gems of the area. Give a sense of pride to current and life-long residents while highlighting unique features that might attract new residents and visitors alike. West Price Hill's history should be resurrected and celebrated.

Creating a Neighborhood Plan for the Future of West Price Hill

Price Hill Will curated a promotional video to help promote the Kick-Off Meeting and to get people involved with the planning process. This brief video displayed a fun and creative way on gathering people's responses to:

- o Describe West Price Hill.
- o Why should someone join Belong, Be Strong?
- o How to get involved.



Check out the link below to watch the video:

https://www.youtube.com/watch?v=GIOr_o__xNQ (Price Hill Will's Youtube Channel)

MARKETING

The **Marketing** goals and strategies encapsulate the feedback on the image, perception, branding, and stories of West Price Hill. Marketing efforts are crucial for successful community engagement opportunities in addition to providing residents resources and information regarding events happening in and around the neighborhood, and how to get involved with community organizations.

With advancing technology and social media, spreading information has never been easier. Continuing to spread positivity will help establish the uniqueness and image of West Price Hill for years to come.

GOAL 1:

Promote the history and pride of West Price Hill.

Increase the availability and access of neighborhood media and information to all residents and businesses.

- o Create a photo and video series that includes a variety of stories and experiences utilizing interviews with residents and resident taken photos.
- o Create quarterly print marketing to be in neighborhood hot spots and residential zones identifying that quarter's events and new locations.
- o Create a social media presence that will be managed by the West Price Hill Community Council.
- o Update "Distinctly Suburban" logo and motto.
- o Work with local high school media classes to serve as regular contributors to a library of content used by the West Price Hill Community Council for social or print media.

Connect with local organizations to promote everything that West Price Hill has to offer.

- o Support community tours with local partners (Price Hill Historical Society, etc.).
- o Continually promote best practices to all residents for reaching out to CDC's, Community Councils, City Council, and other organizations.

Marketing



Advocate for cross-generational awareness through partnerships and a celebration of diversity to continue building a more inviting and engaging community.

Tools That the City of Cincinnati Uses to Currently Engage Residents

- o Website (cincinnati-oh.gov)
- o Social Media (i.e. Facebook, Twitter, NextDoor)
- o City Council and Committee Meetings (in-person, virtual meetings, CitiCable)
- o City-led presentations at Community Council and Invest In Neighborhood Meetings
- o Mobile App and 513-591-6000 (Fix it Cincy App/Phone)
- o Board and Commission Meetings (i.e. Cincinnati City Parks Board, Planning Commission)
- o Community Budget Requests (CBRs) and Neighborhood Project Suggestions
- o Neighborhood Planning Process
- o Special Events (i.e. Neighborhood Summit, Neighborhood Leadership Academy)
- o City led, special engagement meetings and processes (topic- and site-based project meetings, i.e., Oskamp Recreation Area Expansion, Rapid Run Park/Dunham Recreation Center Connection, and Property Tax Working Group)

Community Engagement

COMMUNITY ENGAGEMENT

West Price Hill may be one of the largest neighborhood's in the City, but it still has a small town feel with the community being very well connected and everyone seems to know what is going on. Successful **community engagement** incorporates inclusion and demographic diversity in addition to careful planning, preparation, transparency, and most importantly, collaboration.

This section of the plan relies heavily on the Marketing goals and strategies to serve as a mechanism to produce more community engagement. West Price Hill may utilize existing City tools to assist with these ideas.

GOAL 1:

Increase connections between people and information through accessible communication networks.

Spread informational tools through different ways of communication.

- o Create a tri-fold brochure highlighting the three business districts and neighborhood organizations.
- o Develop a neighborhood directory.
- o Identify and assign neighborhood captains to help spread communication.

Promote and celebrate West Price Hill's positive assets through marketing and advertising.


- o Make press by regularly posting positive press and profiles about community spaces, features, parks, and schools.

GOAL 2:

Promote a larger sense of community.

Bring community members, organizations, and residents together.

- o Increase involvement of the Community Council in the neighborhood.
- o Hold regular events such as block parties and festivals.
- o Recruit and identify Block Captains/Rep/Influencers and mail a list of representatives to residents.



West Price Hill from the Air (Google Earth)

West Price Hill will be guided by progressive planning efforts that will continue to enrich all of the ideas of the neighborhood through ensuring well-planned development and future growth.



Single Family Home (realtor.com)

46%

**Single-Family
Residential**

Single Family Residential is the largest use located within the West Price Hill neighborhood, with just a little under half of the area designated as such. Single family residential uses are meant to be used as living space, and not for multiple families or a commercial venture.

It is important to note that land use and zoning are different terms. Land use refers to the building and occupancies of the land while zoning highlights the activities and development permitted.

Land Use + Zoning

LAND USE + ZONING

Land Use and Zoning are important aspects of thriving communities. The purpose of incorporating these themes into neighborhood plans help to designate a community's future land use patterns based on analyses of all other elements including: population projections, community facilities needs and projections, natural resources, public health, and existing land uses (including vacant or undeveloped land).

This section includes a synopsis of the current land uses and zoning in West Price Hill, as well as an outline of how the land use could be curated in the future to meet the goals and strategies in this plan.



15%
**Multi-Family
Residential**

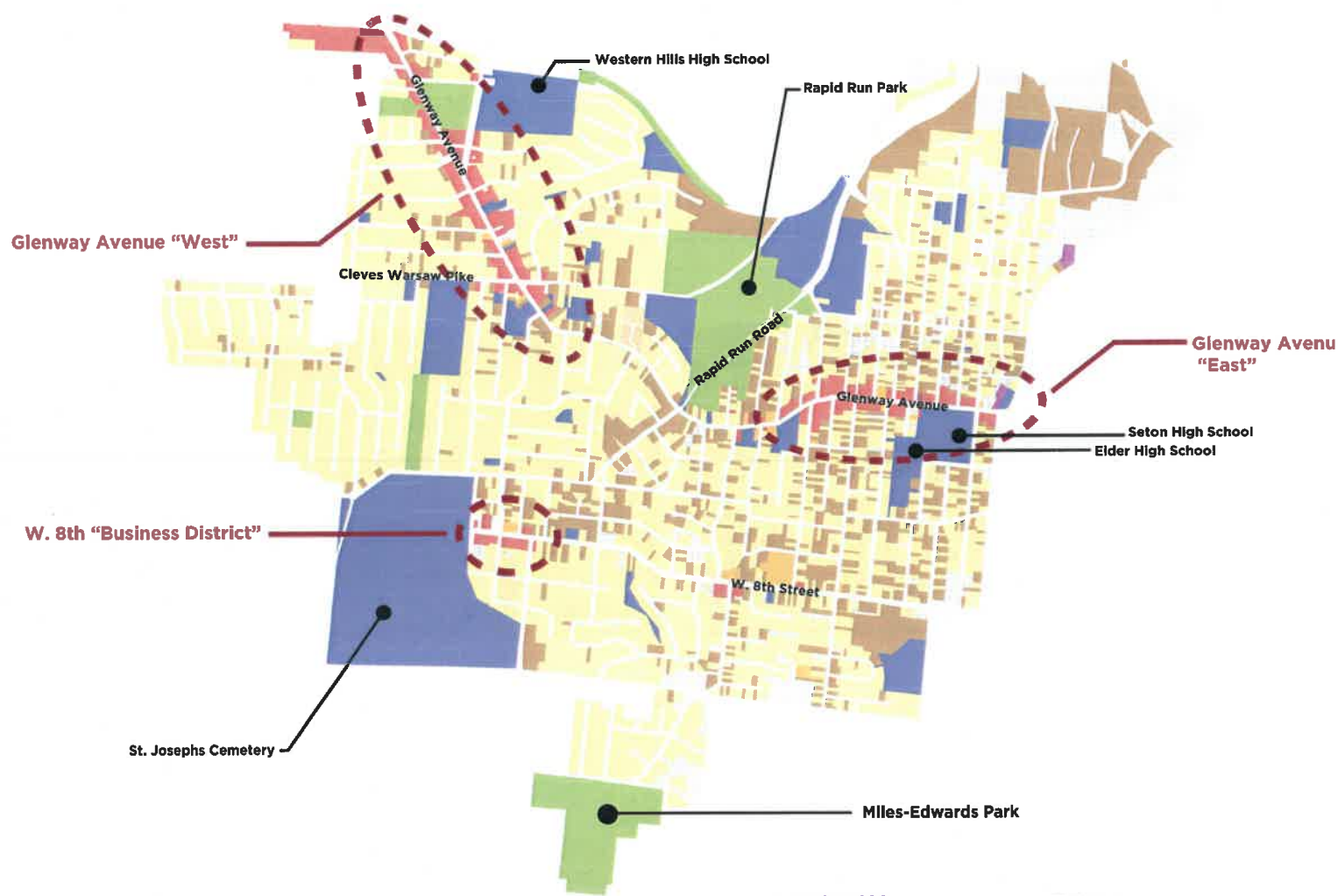


16%
**Governmental
& Educational**



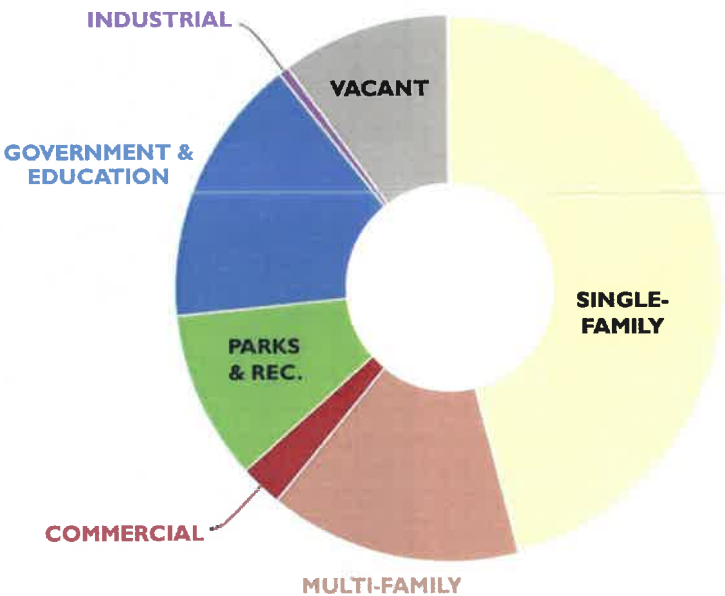
10%
**Parks,
Recreation &
Greenspace**

EXISTING LAND USE (2022)



Land Uses (reference Land Use Definitions on page 40 for more information regarding each of the designations).

- Single-Family Residential
- Multi-Family Residential
- Commercial
- Parks, Recreation, & Greenspace
- Governmental & Educational
- Industrial
- Vacant or Unused Land



LAND USE DEFINITIONS

Single-Family

- Uses in these areas should be **predominately single-family residential** with some two-family dwellings or duplexes. This use should promote single-family developments of appropriate sizes where compatible.

Multi-Family

- Uses in these areas should be a **mix of residential properties** consisting of multi-family residences, encouraging moderate-density, detached, or attached housing (2-4-unit apartment buildings, larger apartment complexes and rental properties) and related compatible uses (excluding industrial or large commercial uses) which provide a transition between single-family residential and other types of development.

Commercial

- Uses in this area should be prominently of commercial uses, along with office and business facilities. These areas **may also include mixed-use developments** that integrate **retail commercial, service commercial uses, with major box stores and chain restaurants**. This use is found primarily along each of the main business corridors and should promote more commercial density along with new and/or infill development.

Parks, Recreation & Greenspace

- Uses in this area should focus on **preserving and enhancing the natural and environmental resources**. This use serves for spaces that are heavy in greenery and landscaping which can include, untouched greenspace, parks, and preserved, scenic natural areas. Uses in this area include parks and recreation facilities, community gardens, and outdoor gathering spaces.

Governmental & Educational

- This use serves a broad range of **public, semi-public, and institutional uses** such as schools, churches, community centers, and educational, philanthropic, religious, or charitable institutions. Utilities include facilities for gas, electric, water, sewer, cable television, cellular towers, or other compatible uses.

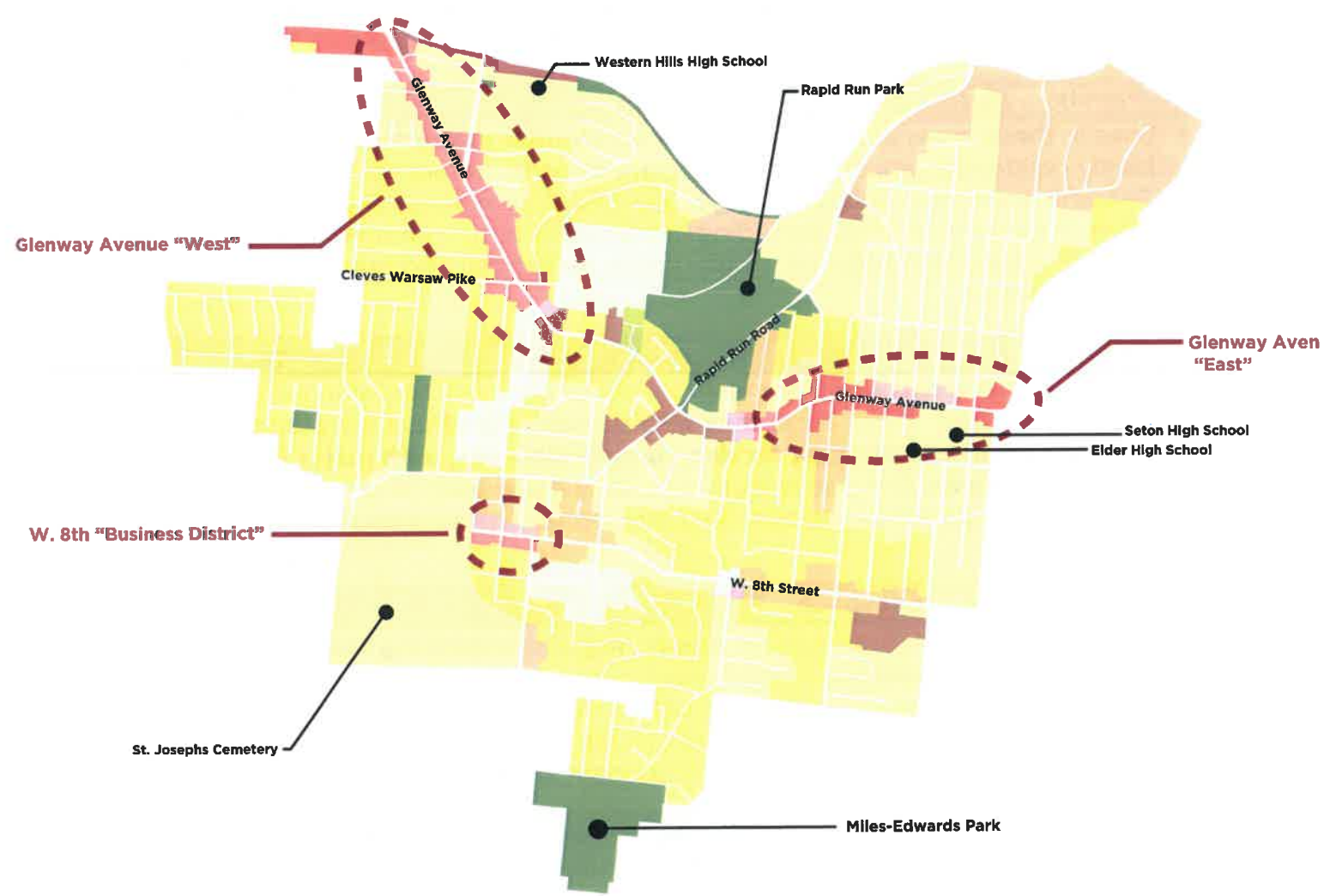
Industrial

- This use serves smaller scale **industrial uses** such as warehouses, storage facilities, limited manufacturing and repair facilities, research and development, transit terminals and wholesaling activities in mostly enclosed facilities without offensive emissions or nuisances.

Vacant or Unused Land

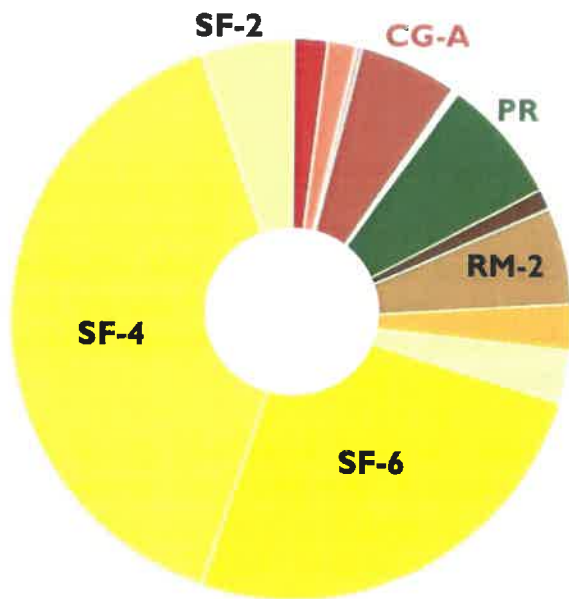
- Vacant or under-utilized land that could **potentially be developed** or is private property and is not technically considered Parks, Recreation & Greenspace.

EXISTING ZONING (2022)



Zoning Designations

 CC-A Commercial Community Auto	 RM-1.2 Residential Multi-Family (1,200 sf)
 CC-M Commercial Community Mixed	 RM-2.0 Residential Multi-Family (2,000 sf)
 CC-P Commercial Community Pedestrian	 RMX Residential Mixed
 CG-A Commercial General	 SF-10 Single-Family Residential (10,000 sf)
 CN-M Commercial Neighborhood Mixed	 SF-6 Single-Family Residential (6,000 sf)
 OL Office Limited	 SF-4 Single-Family Residential (4,000 sf)
 PD-33 Planned Development	 SF-2 Single-Family Residential (2,000 sf)
 PR Parks and Recreation	



39.6%
Single-Family
(4,000 sq ft)



25.3%
Single-Family
(6,000 sq ft)



7.24%
Park & Recreation



5.72%
Commercial
(General)

FUTURE LAND USE

(Reference Future Land Use Map on page 44)

Conceptual Land Use Map

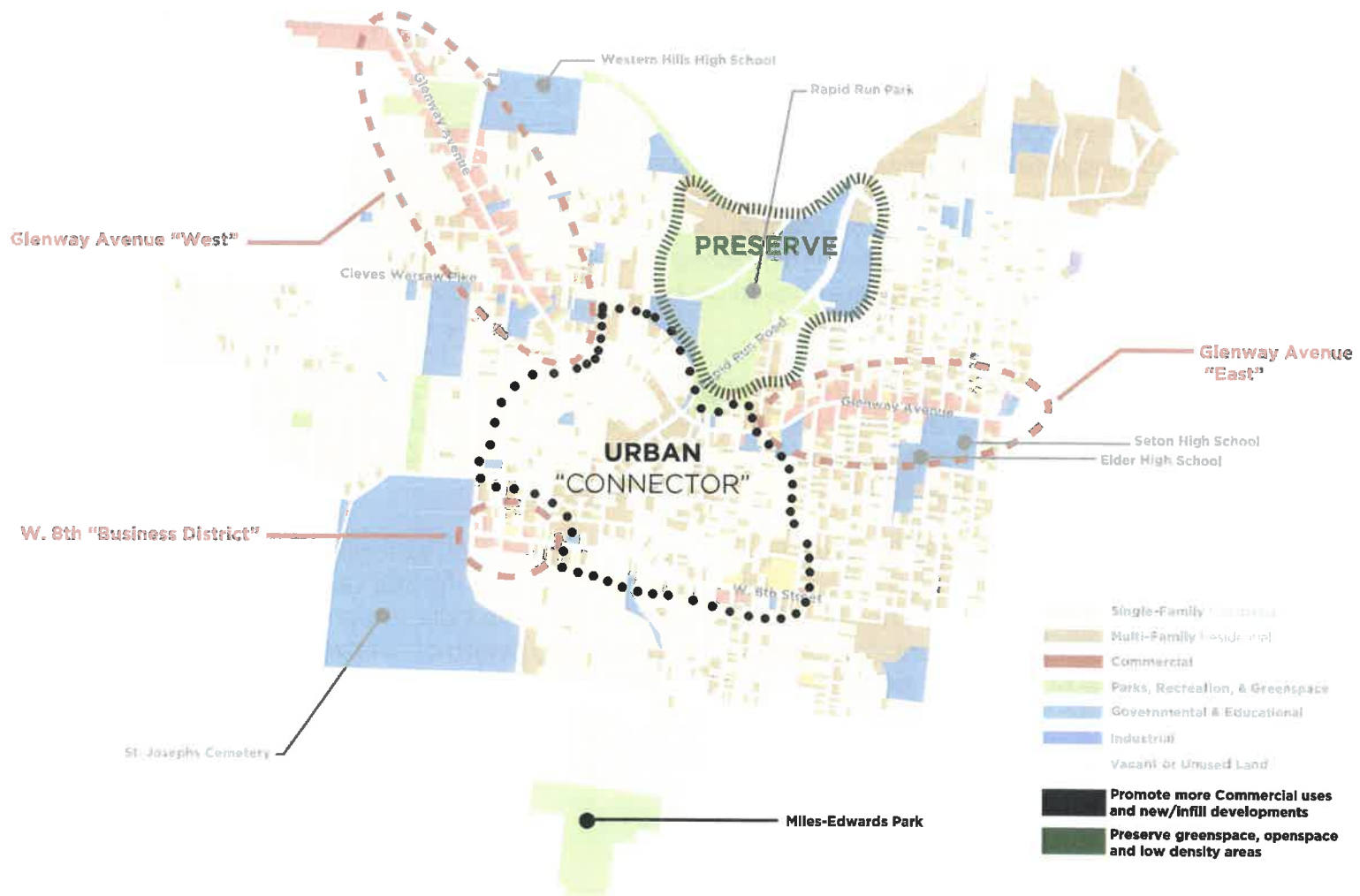
The conceptual future land use map allows the community of West Price Hill to be guided by planning efforts that will continue to enrich the ideas of the neighborhood through ensuring well planned development and future growth. **This map does not deviate significantly from existing zoning or preliminary land development code updates but should be used to guide potential zoning changes and redevelopment, and to encourage a land use planning process that emphasizes community input.**

The goals and strategies outlined in this plan will help serve as a primary guide that the community could utilize to help determine these potential changes and redevelopment opportunities, with a primary focus and concentration around the business corridors and districts. The concepts areas highlighted on the future land use map help the West Price Hill neighborhood concentrate on specific areas that correlate with main ideas of the following goals:

- Increasing commercial uses and meaningful development along each of the business districts, major corridors and wherever it is deemed appropriate.
- Strives to revitalize empty storefronts in each business district by using existing businesses or redevelopment efforts.
- The idea of a Designated Outdoor Refreshment Area (DORA) or Entertainment District could help connect and expand the existing business districts in addition to attracting more residents and shoppers.
- Highlighting existing incentives which could assist existing and future businesses and organizations. Using incentives and regulations can direct growth to the areas consistent with the future land use map. These incentives that the City offers include:
 - o Community Reinvestment Area Tax Abatements
 - o Tax Increment Financing (TIFs)
 - o Property Sale Assistances
 - o Neighborhood Business District Improvement Program (NBDIP)
 - o Neighborhood Activation Fund (NAF)
 - o Neighborhood Business District Support Grants (NBDSG)
- Highlighting current commercial use areas to identify parking regulations and issues to help guide existing and future businesses regarding adequate space and volume demands. Knowing how large certain properties are and “what is allowed” verses “what is not allowed” can help potential businesses determine where to put (or expand) their business. Residents and businesses can utilize the Department of City Planning & Engagement – Zoning Division to help with interpreting the Cincinnati Zoning Code.



- Emphasizing placemaking and separate identities for each business district could help expand the business districts to their highest potential and create vibrancy.
- Developing and enhancing the aesthetic and identity of the main transportation corridors, from a transportation perspective. This could show visitors and passerby pedestrians or vehicles all what West Price Hill has to offer.
- Helps identify where thoroughfares can go between each of the business districts. A thoroughfare plan could help alleviate traffic and congestion along major corridors which in turn would aim to reduce pedestrian and vehicle conflicts at major intersections and roadways.



Further explanation regarding the highlighted areas may be found on **pages 45-46**.

The **main ideas behind this future land use map** emphasize the uses of each of the three business districts, while highlighting the possible **“connections”** between the business districts, promoting and preserving density where it is appropriate, and preserving the built environment and heritage of certain pockets in West Price Hill.

These ideas strive for a mixture of uses and density levels of all land uses which include single-family residential, multi-family residential, commercial, parks, recreation, greenspace, governmental, educational, industrial, and vacant land.

Business Districts

Glenway Business Districts

Public perception of the current economic development climate includes a broadly held fear of declining retail and restaurant businesses and concern about the overall commercial tax base. The business districts located in the West Price Hill neighborhood should continue utilizing these areas mostly as commercial uses, while introducing a mixture of multi-family, governmental & educational uses where appropriate. A focus on pedestrian friendly aspects in each of the main business corridors should be considered, especially when new development is proposed.

Residents continue to state a desire to bring more businesses into the neighborhood which in turn could attract not only more businesses, but a migration of residents and other opportunities as well. Employing the existing incentives that the City has to offer can help alleviate some of the issues residents voice.

The effective management of density is key to promoting compact, well-planned neighborhood business districts and is an important aspect on how neighborhoods (and cities in general) function. Promoting density should occur in the business districts which will help centralize more people and development. The areas to the North and South of Glenway Business District “East” are some of the most dense areas within West Price Hill and should stay this way.

Preserve

Rapid Run Park and surrounding areas

This area should stay the same, as Rapid Run Park takes up most of the area. Rapid Run Park sits at just under 50 acres and offers an assortment of outdoor activities spaces for visitors and residents.

Preserving open space and greenspace should be a priority in at least one area of every neighborhood to enhance the quality of life and adds value to the community. This area should consider limiting development - where appropriate. Utilizing the existing greenspaces and park lands as a buffer between the low density residential uses and transition into the dense center of the neighborhood towards Glenway Avenue.

Urban "Connector"

Between Business Districts

This area can serve as the primary connector between the three business districts. The majority of this area is residential, but other uses in small doses could centralize the neighborhood even further. Creating a connector between the business districts could unite West Price Hill's pride as well as creating new branding opportunities.

This area should also prioritize connecting Rapid Run Park via walkways or future trail connections. To enhance the pedestrian experience, residents and visitors need a variety of options to get from Point A to Point B. Including areas for possible pedestrian connections will allow the community the option to walk or bike, instead of being transported by cars or the bus.

Future Land Use



CONSISTENCY WITH PLAN CINCINNATI

Belong, Be Strong: West Price Hill is eminently consistent in multiple components of the City-wide plan, *Plan Cincinnati* (2012). The vision of *Plan Cincinnati* is focused on an unapologetic drive to create and sustain a thriving inclusive urban community “thriving Re-Urbanization”. With the emphasis of focusing mainly on the three, unique business districts of West Price Hill, this fits aptly with the goal to re-urbanize the neighborhood in general.

The five primary initiatives of *Plan Cincinnati* (**Compete, Connect, Live, Sustain, and Collaborate**) tie in with the theme areas (Business + Development, Transportation Infrastructure, Community Engagement, Marketing, and Crime + Safety) created with this neighborhood plan. The goals, strategies and action steps that were created during the planning process represent the pride and confidence that West Price Hill residents and community have with their efforts to implement these innovative and creative strategies to propel the neighborhood forward.

With the approval of this plan, the plan will be utilized throughout City Departments and will be continually referenced when used to determine project recommendations or denials. This plan could additionally be used to help guide other neighborhoods a path forward in the updating community’s visions.

Plan Cincinnati’s five distinct areas may be found to the right. These five initiatives areas intermingle with most of the goals and strategies outlined in *Belong, Be Strong: West Price Hill*. These initiatives were originally the 12 elements which help shaped these into five.

Compete | *Be the pivotal economic force of the region.*

Connect | *Bring people and places together.*

Live | *Strengthen our magnetic City with energized people.*

Sustain | *Steward resources and ensure long-term vitality.*

Collaborate | *Partner to reach our common goals.*


Initiative Area	Elements Integrated
Compete	Economic Development and Business Retention, Arts and Culture, Fiscal Impact, Institutions
Connect	Transportation and Transit, Economic Development and Business Retention, Land Use, Utilities and Infrastructure
Live	Housing and Neighborhood Development, Urban Design, Arts and Culture, Land Use
Sustain	Health, Environment, and Open Space, Fiscal Impact, Historic Conservation, Land Use, Utilities and Infrastructure
Collaborate	Intergovernmental Cooperation, Institutions, Utilities and Infrastructure




APPENDIX

A. City Council Resolution.....	51
B. Implementation Tables.....	53
C. West Price Hill Attitudinal Survey.....	60
D. DOTE Summary of ODOT Warsaw Avenue Safety Study.....	61
E. West Price Hill Neighborhood Enhancement Program Report.....	63

RESOLUTION





IMPLEMENTATION TABLES

The adoption of *Belong, Be Strong: West Price Hill* is just the first step, and then the hard work truly begins. The work to implement the strategies and action steps set forth in this plan is going to be the hard work. The implementation tables found in this portion of the Plan is pivotal to reaching the vision of West Price Hill.

Each goal, strategy and action step may be found outlined in each of the appropriate tables on the next few pages. These are highlighted in addition to the priority level, approximate time frames, and suggested partners or resources that could assist in the implementation of the vision. Abbreviations of suggested partners and resources may be found below.

Abbreviations:

- B&I** - Department of Buildings and Inspections
- CAT** - Community Action Team
- CPD** - Cincinnati Police Department
- CPS** - Cincinnati Public Schools
- CSR** - Customer Service Request (*system*)
- DCED** - Department of Community and Economic Development
- DCPE** - Department of City Planning and Engagement
- DPS** - Department of Public Services
- DOT** - Department of Transportation and Engineering
- ODOT** - Ohio Department of Transportation
- OKI** - Ohio Kentucky Indiana Regional Council of Governments
- NBW** - Neighborhood Block Watch
- PHHS** - Price Hill Historical Society
- PHW** - Price Hill Will
- WPHCC** - West Price Hill Community Council

Goal	Strategy	Action Steps	Priority	Time Frame	Partners/Resources
Business Development/Engagement					
Goal 1: Strive to revitalize empty storefronts in each business district.	Attract businesses that serve as destinations to bring people to the neighborhood.	Research the viability of introducing the idea of a Designated Outdoor Refreshment Area (DORA) within the business districts during certain hours.	High	6 Months - 1 Year	DCED, DOTE, City Council, Business Owners, Business Association
		Request an entertainment district to lower the cost of liquor licenses for restaurants.	High	1-2 Years	DCED, WPHCC, Business Owners, Business Association
		Identify appropriate incentives that could attract locally owned businesses into the area.	Medium	Ongoing	DCED, Business Association
		Catalog existing historic structures for possible future preservation efforts.	Low	3-6 Months	PHHS, DCP&E, WPHCC
	Improve the response and accountability of complaints/code enforcement violations.	Work with Seton and Elder to organize neighborhood and business district cleanups.	High	Ongoing	Seton, Elder, Business Owners, Business Associations
		Promote and continue the PH Safety CAT (Community Action Team) regarding weekly litter cleanups.	Medium	Ongoing	CAT, WPHCC, Business Owners
		Request the neighborhood be included in any expansion of the Building & Inspections Department's Residential Rental Property Inspection Pilot Program (RRI) to utilize proactive enforcement and periodic inspection protocol to maintain the quality and safety of residential properties.	Medium	2-3 Years	B&I
Goal 2: Focus on community accountability, diversity, and inclusion.	Improve communication between Community Council and Business Associations.	Hold quarterly meetings for faster updates and easier communication.	High	Ongoing	WPHCC, PHW, Business Associations
		Have a liason from each organization attend each other's monthly meetings.	Medium	Ongoing	WPHCC, Business Associations
		Create a Glenway Business Association.	Low	6 Months - 1 Year	Business Owners
	Improve communication between businesses, residents and the City.	Hold business-supported, community driven events to bring the Community Council and business groups together in a social environment.	Medium	Ongoing	Business Owners, Price Hill Will, WPHCC
		Identify and implement successful community engagement methods and procedures from other neighborhoods in Cincinnati and around the country.	Medium	Ongoing	DCPE, WPHCC, Residents, PHW

Goal 3: Connect and improve each business district through an improved pedestrian experience.	Develop separate identities for each business district.	Create an inventory of businesses with contact information and keep it updated for future usage.	Medium	3-6 Months	Business Owners, PHW
		Create a welcome packet for new businesses to provide resources for success.	Low	3-6 Months	Business Owners, Residents, Business Associations, WPHCC
		Seek out ways to incorporate placemaking and identity along major thoroughfares, trails, and walkways.	High	Ongoing	Business Owners, DOTE, ODOT, CRC, Private Consultants
		Work with Seton and Elder students to create new branding for each business district, similar to what was done by Oylar students and guided by Nehemiah.	Medium	Ongoing	Seton, Elder, Oylar
		Work with Seton and Elder and other institutions to market local businesses to families and visitors for social events.	Medium	Ongoing	Seton, Elder
	Research and begin the process of creating an official business district at W. 8th and Overlook/Trenton corridor.		High	1-2 Years	Cincinnati Neighborhood Business Districts United, DCED, WPHCC, Price Hill Will
		Analyze existing parking regulations to determine if business districts have adequate parking.	High	Ongoing	Existing Neighborhood Plans
			Medium	Ongoing	Business Owners
			Medium	Ongoing	Business Owners, DCPE - Zoning Division
			Medium	1 Year	DOTE
	Meet with the City to investigate requesting new trash receptacles and street furniture in the business districts where it is appropriate.		Medium	1 Year	DOTE
			Medium	1 Year	DOTE
			Medium	1 Year	DOTE
			Medium	1 Year	DOTE
			Medium	1 Year	DOTE

Transportation Infrastructure					
Goal 1: Enhance pedestrian safety and roadway safety along main corridors.	Collaborate with the Ohio Department of Transportation (ODOT) and the City Department of Engineering (DOTE) to employ appropriate traffic calming techniques to ensure safe pedestrian travel.	Prioritize installation opportunities for speed cushions, bump outs and other traffic reducing techniques. Look into ideas to creating buffers between pedestrians and vehicles while aiming to promote pedestrian friendly opportunities along roadways and in front of businesses.	High	Ongoing	DOTE, ODOT, Metro DOTE, ODOT, Metro, Business Owners
	Identify unsafe intersections for pedestrian and to see which intersections need improvement.	Prioritize and catalog all major intersections throughout the neighborhood. Work with DOTE to obtain traffic volume numbers and accident data. Work with associated agencies to analyze funding options for priority pedestrian and roadway infrastructure improvements.	Medium	2-3 Years	WPHCC, Business Owners
	Continue educating the community regarding best practices in mobility and transportation while incorporating Complete Streets policies and designs in approaches.	Work with DOTE and ODOT to evaluate the use of Bus Rapid Transit (BRT) concepts along Glenway Avenue. Deploy smart technology innovations to improve safety, traffic flow, curb lane management, wayfinding, trip planning and parking. Develop streets that are conducive to walking, biking, transit, and development.	Medium	1-2 Years	DOTE, OKI
	Research the benefits of a potential Thoroughfare Plan to help alleviate traffic congestion and mobility throughout the business districts.		Medium	Ongoing	OKI, DOTE
Goal 2: Coordinate and partner to create an integrated multi-modal connectivity network.			Medium	3-5 Years	DOTE, ODOT
			Medium	3-5 Years	DOTE, ODOT, OKI
			High	3-5 Years	DOTE, Green Umbrella, Tri-State Trails
			Medium	2-3 Years	DOTE, The Port, ODOT

Goal 3: Continue the ongoing maintenance of assets.	Develop and enhance the aesthetic and identity of the major transportation corridors.	Aim to install and repair existing street furniture while promoting the usage of the Fix It Cincy mobile app.	High	Ongoing	DOTe, B&I, CSR
		Identify sidewalk and pavement priority areas that are in desperate need of repairs.	Medium	1-2 Years	DOTe, ODOT
		Look into the creation of Sidewalk Cleanup improvements.	Low	1-2 Years	DOTe, DPS
	Identify other resources for road improvements and safety.		Medium	Ongoing	DOTe, ODOT, OKI, DPS

Crime + Safety					
Goal 1: Increase the actual and perceived safety in the business districts.	Promote a sense of confidence and security among visitors and residents in each of the business districts.	Increase police engagement, presence and visibility.	High	Ongoing	CPD
		Promote the Neighborhood Block Watch to continue collaboration with community officers and improve public safety.	Medium	Ongoing	NBW, CPD, WPHCC
	Foster trust between all members of the community.	Increase collaboration between and foster trust between residents and police in our community.	High	Ongoing	CPD, WPHCC
		Increase collaboration and foster trust between police and the Latino community.	Medium	Ongoing	CPD
		Increase collaboration between the Cincinnati Police Department and neighborhood stakeholders, business owners, and overall community.	Medium	Ongoing	CPD, WPHCC, Business Owners

Marketing					
Goal 1: Promote the history and pride of West Price Hill.	Increase the availability and access of neighborhood media and information to all residents and businesses.	Create a photo and video series that includes a variety of stories and experiences utilizing interviews with residents and resident taken photos.	Low	2-3 Months	WPHCC, PHW, Residents
		Create quarterly print marketing to be in neighborhood hotspots and residential zones identifying that quarter's events and new locations.	Low	Ongoing	Residents, PHW, WPHCC, PHHS
		Create a social media presence that will be managed by the West Price Hill Community Council.	Medium	Ongoing	WPHCC
		Update "Distinctly Suburban" logo and motto.	Low	3-6 Months	WPHCC
	Connect with local organizations to promote everything that West Price Hill has to offer.	Work with local high school media classes to serve as regular contributors to a library of content used by the West Price Hill Community Council for social or media print.	Low	1-2 Years	Western Hills, Elder, Seaton, CPS, WPHCC
		Support community tours with local partners (Price Hill Historical Society, etc.)	High	Ongoing	PHHS
		Explain to residents the best practices for reaching out to CDC's, Community Councils, City Council, and other organizations.	High	Ongoing	PHW, WPHCC, PHHS, City Council

Community Engagement					
Goal 1: Increase connections between people and information through accessible communication networks.	Spread informational tools through different ways of communication.	Create a tri-fold brochure highlighting the three business districts and neighborhood organizations.	Medium	3-6 Months	Business Associations, Business Owners
		Develop a neighborhood directory.	Medium	3-6 Months	WPHCC
	Promote and celebrate West Price Hill's positive assets through marketing and advertising.	Identify and assign neighborhood captains to help spread communication.	Low	3-6 Months	WPHCC
		Make press by regularly posting positive press and profiles about community spaces, features, parks, and schools.	High	Ongoing	PHW, PHHS, WPHCC, Residents
Goal 2: Promote a larger sense of community.	Bring community members, organizations, and residents together.	Increase involvement of the Community Council in the neighborhood.	High	Ongoing	PHW, WPHCC, Residents, Business Owners, PHHS
		Hold regular events such as block parties and festivals.	Medium	Ongoing	WPHCC, PHW, Business Associations
		Recruit and identify Block Captains/Rep/Influencers and mail a list of representatives to residents.	Low	1 Year	WPHCC, Residents

West Price Hill Neighborhood Plan Attitudinal Survey

Hello! As we are embarking on the West Price Hill Neighborhood Plan, we'd love to hear from you! Please take a few minutes to respond to the questions below. Surveys can be returned to Rachel Hastings at Price Hill Will in person or at rachel@pricehillwill.org.

What are your favorite memories about West Price Hill?

What are the best things about West Price Hill today?

What frustrations or challenges do you see in West Price Hill?

What ideas do you have for making West Price Hill the best it can be?

What would you be willing to do to make West Price Hill even better?

DOT Summary of ODOT Warsaw Ave Safety Study September 2020

ODOT Study Completed Summer 2020

Warsaw Ave – Glenway Ave to Grand Ave

Crash Analysis

- 376 crashes occurred in the Warsaw Ave corridor from 2016 through 2018.
- There were two (0.5%) fatalities, both involving pedestrians, during the study period.
- 111 (29.5%) crashes resulted in some level of injury.
- The highest concentration of crashes at an intersection was at the 5-point intersection of Glenway Ave, Quebec Rd, Seton Ave, and Warsaw Ave with a total of 79 (21%) crashes.
- The next highest concentration was at the Warsaw and Grand intersection with 36 (9.5%) crashes.
- 182 (48.4%) of the crashes were considered not intersection-related. The greatest concentration of crashes not at an intersection was between St. Lawrence Ave and Considine Ave.
- There was a total of 21 pedestrian crashes which consisted of 2 fatality-related crashes, 18 injury-related crashes, and 1 property damage only crash.

Crash Pattern & Contributing Factors

- Glenway Ave, Quebec Rd, Seton Ave, and Warsaw Ave: The crash patterns at this location are related to the non-standard traffic paths and configurations. The three pedestrian crashes can be contributed to the unusual vehicular paths and the high amount of pedestrian traffic in the area.
- St. Lawrence Ave, Enright Ave, and Warsaw Ave: The intersection traffic pattern/signal phasing is the main contributing factor to the intersection crashes. The adjacent mid-block pedestrian crashes may be related to long wait times for pedestrian crossings at the signalized intersection.
- Warsaw Ave between McPherson Ave and Considine Ave: More than 50% (11) of the pedestrian crashes occurred in this 0.4-mile section. Pedestrian crashes were in crosswalk and at unprotected midblock locations. Vehicular speed, lack of driver attention, and high pedestrian volumes appear to be contributing factors to the crash patterns in this area.
- Grand Ave and Warsaw Ave: Crashes at this intersection consisted mostly of angle/left turn collisions. There were 2 pedestrian crashes within the marked crosswalks. Turning movements are higher here than at other intersections, which is a contributing factor for the crash pattern.

Recommended Countermeasures

Short Term

- Road Diet (See attached Options 1-3): convert 4-lane cross section to 3-lane with center turn lane using pavement markings, which includes:
 - o Add left-turn lane at signalized intersections using pavement markings

- Improve signal timing/phasing, combined with pavement marking revisions
- Improve crosswalks with high visibility pavement markings
- Upgrade signal heads to LED lamps
- Remove Seton Ave approach to Glenway Ave, Quebec Rd, and Warsaw Ave intersection and adjust signal splits to improve signal operation (See attached Option A)

Medium Term

- Road Diet (See attached Options 1-3): installing curb extensions (bump-outs) and/or refuge islands at pedestrian crossings and improve crosswalk markings to incorporate curb extensions.
- Install RRFB (rectangular rapid flashing beacon) at midblock crossing between Purcell Ave and Considine Ave (See below for RRFB example, RRFBs are installed at Kroger driveway and Warsaw & Woodlawn)

Long Term

- Convert signal to roundabout at St. Lawrence Ave, Enright Ave, and Warsaw Ave
 - DOTE does not recommend due to the steep grades and necessary property acquisition required
- Realign Warsaw Ave approach to Glenway Ave, Quebec Rd, and Warsaw Ave to a single point across from Quebec Rd to improve signal operation and reduce pedestrian crossing distances (See attached Options B & C for intersection realignment)

-OR-

Convert Signal to roundabout at Glenway Ave, Quebec Rd, and Warsaw Ave

- DOTE does not recommend due to the steep grades and necessary property acquisition required



City of Cincinnati



Interdepartmental
Correspondence

July 20, 2020

To: Paula Boggs Muething, Interim City Manager

From: Ethel Cogen, NEP Manager
West Price Hill Neighborhood Enhancement Program (NEP)

Copies to: West Price Hill NEP Team

Subject: West Price Hill NEP Final Report

This is the Final Report for the West Price Hill NEP, which started March 1, 2020 and ended on June 30, 2020. A large kickoff event was held on March 4, 2020, in the parking lot of the community's selected NEP Signature project. Elder High School Steel Drum Band performed to an enthusiastic crowd. Not long after that, COVID-19 happened, drastically affecting all activities that required community interaction. This NEP Team has put forth an excellent effort in adapting to this unprecedented situation.

This report covers the activities of the Police Department, Buildings and Inspections Department and Fire Department which mainly cover the enforcement aspects of this project. Keep Cincinnati Beautiful, Public Services Department, Department of City Planning, Department of Transportation and Engineering, Recreation Department and the Department of Community and Economic Development provide customer/citizen assistance as part of the effort. Community Stakeholders in West Price Hill include the West Price Hill Community Council, Price Hill Will, Community Police Partnering Center, Santa Maria Community Services, Sheakley Boys and Girls Club, Warsaw Federal, PNC Bank, Huntington Bank, Keep Cincinnati Beautiful, First Financial Bank, Archdiocese of Cincinnati, Christ Church Cathedral, Elder High School and Seton High School. The NEP Fund, administered by Price Hill Will, raised \$34,000 to go toward the NEP Signature Project.

Community members decided that the NEP Signature project would focus on renovating buildings on Glenway Avenue between Gilsey and Iliff. Bringing back these dilapidated buildings to productive community use will have a positive ripple effect in the surrounding area. A family friendly restaurant and craft brewery are filling a need for local gathering places as identified by the community stakeholders.

Enforcement

Police District 3

The West Price Hill community requested an increased police presence in hot spots of their community, asking police to focus on traffic and parking violations and drug activity. District Three traffic enforcement officers provided speed enforcement in the NEP area. District Three's Neighborhood Liaison Unit and beat officers provided 70.75 hours of directed patrols concentrating on increased police visibility. District Three's Violent Crimes Squad conducted several plain clothes operations in the area.

The following is a summary of District Three's activity regarding the West Price Hill Neighborhood Enhancement Project (NEP) for the period March 4, 2020, thru July 4, 2020:

Speed Enforcement

District Three traffic/patrol officers targeted speed enforcement in the NEP area amounting to 17 traffic stops with 2 traffic citations. The targeted areas included:

- 4000 block of Glenway
- 1100 block of Beech
- 1200 block of Gilsey
- 4500 block of Glenway

Parking Enforcement

District Three NLU officers targeted parking violations in the NEP area resulting in 13 parking citations. Five vehicles were towed for overtime parking. The targeted areas included:

- 1200 block of Manss
- 1100 block Gilsey

Drug Enforcement

District Three's Violent Crimes Squad (VCS) and patrol officers targeted drug activity in the NEP area resulting in 34 misdemeanor and 5 felony arrests. The targeted areas included:

- 1200 block of Beech
- 1200 block of Iliff
- 1100 block of Gilsey

Crime

The following are Part 1 crime statistics for East Price Hill for the period March 4, 2020, thru July 4, 2020:

Homicide	1	0.0% reduction compared to the same period in 2019
Robbery	26	0.0% reduction compared to the same period in 2019
Rape in 2019	8	166.7% increase compared against the same period
Burglary 2019	58	32.6% reduction compared against the same period in
Auto Thefts 2019	32	13.5% reduction compared to the same period in
Thefts 2019	162	11.72% increase compared to the same period of

Miscellaneous

- 18 warrants served
- 19 contact cards
- 34 misdemeanor arrests
- 5 felony arrest

Contraband Seized

- 19 grams crack cocaine
- 4 Handguns
- 1 Crack pipes

Sustainability

District Three will continue to review crime statistics and neighborhood complaints on a weekly basis related to the Glenway corridor between Quebec and Rapid Run. As hot spots develop, District Three will commit resources to abate the issue(s).

Department of Buildings and Inspections

During the past 90 days of the West Price Hill NEP, members of Property Maintenance Code Enforcement (PMCE) have been working diligently on properties along Glenway Avenue business corridor between Quebec Road and Sunset Avenue, in the NEP area. During the 90 days of the West Price Hill NEP, 26 properties on Glenway Avenue were found in violation of the Cincinnati Building Code (CBC). In addition, four "offending" buildings on the Glenway corridor were returned to code compliance and those cases are now closed. In the past 90 days PMCE conducted inspections throughout the West Price Hill NEP area in response to citizen complaints and on properties with pending CBC orders. 19 properties with CBC violation orders were re-inspected and found

returned to code compliance. Those case are now in "Closed" status. Although the NEP timeframe has come to an end, PMCE will continue to work with the community and property owners in maintaining all buildings in a safe and code compliant condition.

Fire

During the 90 days of West Price Hill's Neighborhood Enhancement Program, COVID-19 significantly changed the manner that the Cincinnati Fire Department was conducting business. For example, fire inspections were discontinued. However, fire hydrants were serviced.

The Fire Department's focus was on the delivery of emergency services

During the blitz period, the Cincinnati Fire Department Engine 24, Ladder 24 and Medic 24 were very active responding to emergencies in the West Price Hill area with total responses by fire companies of **919** incidents.

The following is a breakdown of the responses by the fire companies:

Medical Runs = 762

Fire Response Runs = 157

The Fire Department is happy to have a part in the Neighborhood Enhancement Program's efforts in the West Price Hill, and we look forward to contributing towards the continued success of that area.

II. Community Enhancement/Citizen Assistance **Department of Public Services (DPS)**

In a good faith effort, the Department of Public Services planned to service West Price Hill as much as possible during COVID-19. Several of the cleanup programs were cancelled. Since March, DPS was able to provide corner can collection on Fridays only.

Corner Can Collection

Action: On the below dates, DPS scheduled a sanitation crew to collect all corner cans to prevent them from overflowing.

March 6th, 13th, 20, & 27th

April 3rd, 10th, 17th, & 24th

May 1st, 8th, 15th, 22nd, & 29th

June 5th, 12th, 19th, & 26th

In the future, DPS will continue to try and schedule a sanitation crew to collect corner cans on Fridays only.

Keep Cincinnati Beautiful

KCB hosted a flower giveaway in early June to support beautification efforts in the NEP zone and the entire Price Hill Area. Six different community groups received over 15 trays of flowers to be planted by volunteers in gateways and public greenspaces around the neighborhood.

On June 12th, as a part of KCB's Future Blooms Program, KCB staff painted the barricades on 3717-3719 Glenway Avenue with a windows and doors facade. The property was previously boarded and collecting trash and hazardous materials along the sidewalk. This low-cost, high-impact solution to vacancy not only helps reduce graffiti and dumping, but it has also shown to reduce crime by 15% and blight by 17% while increasing economic development in the area by 48%. By painting the barricades this project creates a cleaner, safer environment and will encourage positive behavior and use of the space.

KCB will continue to support the West Price Hill community beyond the NEP through Education, Arts, Environmental Services, Greenspace, and Volunteer Programming.





Community and Economic and Development

The Department of Community and Economic Development (DCED) assumed the responsibility for coordinating and leading the West Price Hill initiative. Economic Development Division continues to work closely with Price Hill Will on the NEP Signature project.

Transportation & Engineering (DOTE)

DOTE is pleased to report on accomplishments in West Price Hill (WPH) as a result of the Neighborhood Enhancement Program (NEP). The WPH Community Council (WPHCC) provided a wish list. Items on the list within the purview of DOTE fell into short-term and long-term items. In general, long term items identified are being addressed through a community neighborhood planning process that was kicked-off congruently with the WPH NEP program. Despite delayed coordination due to COVID19 Virus social distancing mandates, progress was made on both short and long-term items.

Prior to the WPH Kick-off, DOTE was engaged with ODOT on a Safety Study for Warsaw Avenue (between Glenway and Grand Avenues) that included some proposed improvements at Glenway, Warsaw, Seton, & Quebec Avenues. The study was recently completed but due to COVID has not yet been presented to the communities. Due to COVID and recent Budget cuts (2020-21), estimated time frames are pending (TBD); however, some items are being addressed with DOTE Vision Zero Funding, such as crosswalk restriping, converting standard crosswalks to zebra crosswalks, and

pavement tattoos that say "25 MPH" on the roadway. These projects are planned for WPH this year, as well as some signage upgrades around schools or crossings.

Short Term Projects

Generally resolved within the 90-day NEP time frame, short term projects, such as street pavement markings and supplemental traffic signs are currently 'in progress' for completion in 2020, but all work is subject to change due to shifting resources as a result of COVID and budget cuts.

DOTe Street Rehabilitation is programmed on a 3-year neighborhood cycle, so staff will address WPH worst case pavement conditions in 2021. Some pavement work is being done due to recent Cincinnati Water Works activity in Glenway Avenue from Seton to Sliker Avenues.

Short term projects identified are:

Crosswalk Marking Improvements

- Beech and Glenway Av
- Sunset and Glenway

Pavement Condition Improvements

- Glenway, Carson to Warsaw * (on WPH NEP Wish List but in EPH)
- Glenway, Rapid Run to Parkside Ct *

Signs/Signals - Additions and Replacement

- St. Williams/Sunset - warning of new stop before intersection
- Additional '25 mph' speed limit signs - Glenway, Crookshank to Sidney* (work order placed)
- Eliminate parking - Glenway at Warsaw (completed)

Long Term Projects

Long-range item categories include intersection reconfigurations; traffic signal changes; curbside parking removal; bike facilities; pedestrian enhancements; bus route modifications; and traffic calming/road diets. A dozen long-term projects from the WPH NEP Wish List will be vetted through the 'Belong, Be Strong: WPH' neighborhood plan initiative when it resumes. The Cincinnati City Planning Department is facilitating the planning process and community outreach, likely subject to COVID safety guidelines. Several items were already discussed during a transportation focus group session at a pre-COVID public charrette in WPH, and other items were considered during the DOTE-ODOT Safety Study, which will be presented to the community. Some items require coordination with partner agencies such as METRO. The long-term items will continue to be monitored with status updates pending future community and agency coordination. Although the DOTE Street Calming Program funding was cut in 2019, DOTE continues to search for grants and other funding sources for ROW safety improvements.

Long term projects for further consideration:

- Five Points Intersection * - Quebec; Glenway; Seton; Warsaw; St. Lawrence (ODOT Safety Study)

- traffic
 - roundabout
 - slow down cars
- Cleves Warsaw & Guerley *
 - Turn light at onto Glenway Avenue
 - Consider eliminating left turn lane - Glenway at Cleves Warsaw
- Glenway Av (trade-offs TBD)
 - Road diet
 - Center left turn lane
 - Bike lanes
 - 24-hour parking
- Too many offset intersecting streets (Concept plan to be vetted in Neighborhood Plan process)
- More pedestrian friendly; parking; walking (Funding/sponsor TBD)
- Multiple Bus Route/Stop Issues (Rapid Run, #32, benches)
- Traffic calming on W. 8th Street at Overlook
- Close/dead-end Academy at W. 8th
- Streetcar

(*) NEP wish list items that extend beyond the NEP boundary

III. Community Stakeholders

Price Hill Will

Since the kickoff event on March 4, PHW has worked with our architect (Denis L. Back and Associates) and surveyor (Leesman Engineering) to measure PHW's buildings between 4022-4042 Glenway. This is the site of the WPH NEP signature project. Our goal is to determine if our concept plan for joining the buildings under one roof for a craft brewery and restaurant is feasible. Denis Back completed measured drawings of the buildings and Leesman surveyed the parcels and did elevation measurements of the buildings so we could determine the change in floor level from building to building. The good news is that the buildings line up very well and we continue to believe joining them is very possible.

As a next step, we'd intended to begin working on proposed new floorplans that would be more detailed than our concept plan. Unfortunately, this has been paused due to COVID19. To move to this next phase, we need input from our developer partner, Daffin Development; our craft brewery, Verge Brewing; our restaurant partner, Cafeo Hospitality; City of Cincinnati DCED staff; and Price Hill Will. Unfortunately, due to COVID, many DCED staff were furloughed for several months. Also, Cafeo Hospitality had to shut down all of their restaurants being closed do to the Governor's orders. Some of Cafeo's restaurants have reopened in the last few weeks, but with all of the

challenges in operating a restaurant with new social distancing and hygiene guidelines in place, we haven't wanted to distract the Cafeos at this time. Thankfully, our craft brewery partner, Verge Brewing, has used this time to perfect beer recipes, interview some interior designers, and continue to flesh out their business plan.

Also in the last few months, PHW hired SBE/MBE subcontractors to do some minor repair and stabilization work on our 4022-4042 Glenway buildings. We had minor roof repair completed at 4036 Glenway (there was an active water leak), remediated asbestos at 4026 Glenway, and did interior cleanout of debris at all addresses. In many buildings, we also removed dropped ceilings and moldy carpet so we could better examine the condition of historic tin ceilings and wood/tile floors - this will be important as we work on renovation plans as we'd like to maintain as much original character as possible.

PHW allowed the PH Safety CAT to use our lots on Glenway to organize the Price Hill Block Clean-up on May 16: <https://www.facebook.com/events/534177753934706/><https://www.facebook.com/events/534177753934706/>. For this social distanced cleanup, the Safety CAT distributed bags and gloves and encouraged families to do litter pickups together in an area of WPH of their choosing. We asked folks to get rid of bags in their home toter if possible. The weather was not great, but we had pretty good participation and got some great photos! Some folks have continued this work past May 16.



Community Police Partnering Center

The Community Police Partnering Center served as a consultant helping the West Price Hill Community Council form a joint Youth Council with East Price Hill. The formation of the Youth Council was considered a companion project for the West Price Hill NEP (Neighborhood Enhancement Program). The project had the full support of Laura Hamilton, president of the West Price Hill Community Council and Sheila Rosenthal, president of the East Price Hill Improvement Association (EPHIA).

Groups participating in forming the joint youth council are West Price Hill Community Council, East Price Hill Improvement Association, The Boys and Girls Club of America, the Cincinnati Police Department and its PIVOT Unit, Price Hill Safety CAT and the Community Police Partnering Center.

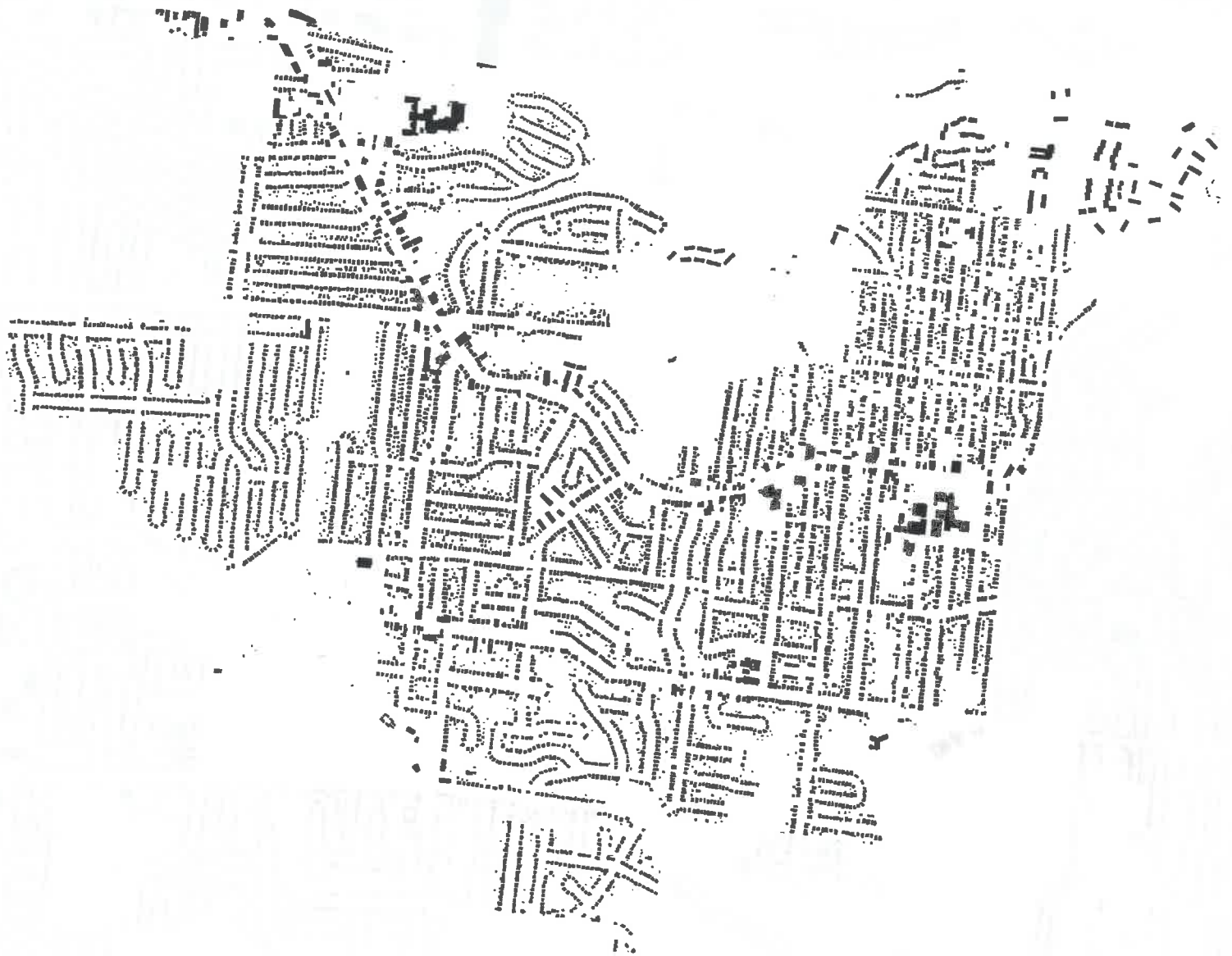
The Joint Youth Council Working Group were concerned about a group of juveniles that had been approaching people, assaulting them and taking their cars. The group's concerns were growing incidents of Part 1 crimes, the impact of gangs on neighborhood youth, the lack of parental control and programs or services available to youth, and the impact the youth were having on the neighborhood. During the discussion, the group used the problem solving tool SARA (Scanning, Analysis, Response and Assessment) to how to best serve the youth in both West and East Price Hill.

Because of the COVID-19 public health crisis the Joint Youth Council Working Group is now on hold. The public health crisis has shifted the priorities of the neighborhoods. They realize that problems with the youth continue and are being exacerbated by the shutdowns ordered by the public health crisis. The Partnering Center is staying in touch with both neighborhoods and believe the project can be restarted in the future.

The Port

- **3104 Warsaw:** Stabilization of 3104 Warsaw to abate nuisance conditions is well underway through the Historic Stabilization program at The Port's expense. Working with SSRG, we have completed substantial asbestos remediation and abated the majority of nuisance conditions. The remaining scope of work, which includes installation of a new roof, will wrap up in March 2020.
- **3517-3519 Warsaw:** The HCLRC completed stabilization of this structure in December 2019; The property is currently listed with a realtor to boost exposure and attract an end user; interested parties are still required to go through the Landbank's application process, which allows the team to vet for applicant eligibility, adequate financing, and feasibility of proposed development plan, timeline, design, and proposed end use. The Port has partnered with Cincinnati Police to monitor this site in the meantime. Additionally, HCLRC has further secured the site with fencing in collaboration with CPD and neighbors on Warsaw.
- **3624 Warsaw** – The HCLRC will be stabilizing this structure on behalf of the Port sometime this year – it will likely include some demolition of non-historic additions to the building. The stabilization is in queue and will likely commence Q1 or Q2 2020.
- **1016 Ross Ave:** The Port has completed the rehab of 1016 Ross through the REACH program and will be listed to the MLS in the coming days.
- The Landbank through our NIP program demolished 9 structures in 2019.

EXHIBIT A



BELONG, BE STRONG

WEST PRICE HILL



A PLAN TO REVITALIZE WEST PRICE HILL'S BUSINESS DISTRICTS

 2022

West Price Hill, Cincinnati, OH



BELONG, BE STRONG

WEST PRICE HILL

Approved

**West Price Hill Community Council
City Planning Commission
Equitable Growth and Housing Committee
City Council**

06/14/2022
08/05/2022
xx/xx/2022
xx/xx/2022

TABLE OF CONTENTS

Acknowledgments.....	01
Executive Summary.....	04
Introduction/Plan Dedication.....	06
History.....	08
Previously Approved West Price Hill Plans.....	12
Existing Conditions.....	14
Plan Process.....	18
Plan Theme Areas.....	22
Business Development/Engagement.....	24
Transportation Infrastructure.....	28
Crime + Safety.....	32
Community Engagement.....	34
Marketing.....	36
Land Use + Zoning.....	38
Consistency with Plan Cincinnati.....	48
Appendices.....	50
A. City Council Resolution.....	51
B. Implementation Tables.....	53
C. West Price Hill Attitudinal Survey.....	60
D. DOTE Summary of ODOT Warsaw Avenue Safety Study.....	61
E. West Price Hill Neighborhood Enhancement Program Report.....	63

ACKNOWLEDGMENTS

City of Cincinnati Mayor

Aftab Pureval

City of Cincinnati City Council

Jan-Michele Lemon Kearney | Vice Mayor

Jeff Cramerding | Council Member

Reggie Harris | Council Member

Mark Jeffreys | Council Member

Scotty Johnson | Council Member

Liz Keating | Council Member

Greg Landsman | Council Member

Meeka Owens | Council Member

Victoria Parks | Council Member Pro Tem

City of Cincinnati City Manager's Office

John P. Curp | Interim City Manager

Sheryl Long | Assistant City Manager

William Weber | Assistant City Manager

City Planning Commission

Byron Stallworth | Chair

Jacob Samad | Vice Chair

John P. Curp | Interim City Manager

John Eby

Jan-Michelle Lemon Kearney | Vice Mayor

Olivia McKinney

Anne Sesler

Department of City Planning and Engagement

Katherine Keough-Jurs, FAICP | Director

Alex Peppers, AICP | Deputy Director

Jesse Urbanick | Senior City Planner, Project Manager

Andy Juengling, AICP | Former Senior City Planner + Previous Project Manager

James Weaver, AICP | Former Senior City Planner

Noelle Schepher | Intern

Belong, Be Strong: Steering Committee

Ben Klayer
Clayton Adams
Dan Dundes
Denise Matthews
Kurt Ruffing
Laura Duwel
Laura Hamilton
Mark Rosenberger
Mark Samaan
Nick Keeling
Rachel Hastings
Samantha Conover
Sean Hare
Sheila Rosenthal
Sister Mary Caroline Marchal
Sister Sally Duffy

Business Development Engagement Team

Laura Duwel
Sister Mary Caroline Marchal
Rachel Hastings

Transportation Infrastructure Team

Clayton Adams
Mark Rosenberger
Mark Samaan

Land Use + Zoning Team

Sean Hare
Nick Keeling

Community Engagement Team

Ben Klayer

Marketing Team

Samantha Conover
Sister Sally Duffy
Tifani Winkfield

Crime + Safety Team

Laura Hamilton
Sheila Rosenthal
Andrea Carter



Belong, Be Strong: West Price Hill
is dedicated to **Dan Dundes**.



and a **Special Shout Out**
to.....**Andy Juengling!**



EXECUTIVE SUMMARY

Belong, Be Strong: West Price Hill is the first neighborhood plan solely for West Price Hill with a focus on the commercial corridors of Glenway Avenue and W. 8th Street. The commercial areas of a neighborhood are often seen as the “front door” of the community, and can help to attract investment, business, activity, and life into a neighborhood. Neighborhood plans can be a stepping stone for neighborhoods to increase prioritizations of the community and to devise strategies to achieve their goals.

The timeline of this neighborhood plan commenced in 2019 and continued onward into 2022 for the final steps and approval process. Plan Theme Areas were identified at the beginning of the process which serve as the main ideas of this plan. These **Theme Areas** helped to guide conversations throughout the years and were the foundation in the formation of goals, strategies and action steps identified in the plan to facilitate West Price Hill realize the vision of *Belong, Be Strong: West Price Hill*.

The Plan Theme Areas include:



Business Development/Engagement

Business Recruitment | Business Retention | Building Improvements | Third Places | Signage



Transportation Infrastructure

Connectivity | Pedestrian Safety | Walkability | Public Transportation | Bus Stops



Crime + Safety

Crime | Safety | Lighting | Public Safety | Police Presence



Marketing

Image | Perception | Branding | Storytelling



Community Engagement

Activities for Residents | Events | Interest Groups | Programming



Land Use + Zoning

Connectivity | Density | Revitalization | Preserve

The entirety of this neighborhood plan incorporates the City of Cincinnati's *Essential Elements of a Plan*, which served as a guide to enable City staff and the West Price Hill community the opportunity to produce a well-thought out, cohesive plan. This document outlines the history of West Price Hill, as well as previously approved plans, the planning process, and the overall goals with accommodating strategies and action steps. These goals, strategies, and action steps are additionally compiled in the implementation tables found at the end of this document (Appendix B).

This plan would not have been able to be created without the help of all the West Price Hill residents, community members, businesses, and neighborhood associations.



St. Teresa of Avila Church (weddingmapper.com)



Covedale Pet Hospital Mural (ArtWorks)



Crow's Nest (Cincinnati Refined)



Western Hills High School (photo by Aaron Turner)



(52cincyflags.com)



Covedale Public Library (Cincinnati Public Library)



Covedale Center for the Performing Arts (roadarch.com)



Seton Students in Thanksgiving Day Parade (WCPO)



St. Joseph Cemetery
(photo taken by Sandi Cook)



St. William Church (saintwilliam.com)

INTRODUCTION

Belong, Be Strong: West Price Hill is the first neighborhood plan solely dedicated to West Price Hill. Previous plans include the *Price Hill Plan* (2015), the *Western Hills Gateway Plan* (1998) and the *Price Hill Community Plan* (1978). A non-approved *Neighborhood Business District Plan* was drafted in 2017.

West Price Hill is home to three main business districts which make up the neighborhood's identity. These commercial districts are Glenway Avenue "West", Glenway Avenue "East", and West 8th Street. West Price Hill is additionally a trio of neighborhoods which consists of Price Hill. These three, unique business districts offer a different variety of amenities and organizations with many long-lived and beloved businesses that attract people from all over Cincinnati. This plan's main concept emphasizes on improving and identifying concerns of these three districts.

Belong, Be Strong: West Price Hill is based upon and consistent with the Comprehensive Plan for the City of Cincinnati, *Plan Cincinnati* (2012), which was adopted by City Council in 2012. As the goals and strategies of **Belong, Be Strong: West Price Hill** are implemented throughout the years, they will be assessed with *Plan Cincinnati* to ensure consistency with the City's comprehensive goals, mainly with the five Initiative Areas of the plan (Compete, Connect, Live, Sustain, and Collaborate). See the Consistency with *Plan Cincinnati* section of this document for more details (page 48).

The community engagement process of this plan consisted of a kick-off, church-style festival event following four public meetings of opportunities for questions, answers, community input, and feedback. All the working group and steering committee meetings were open to the public as this plan is a culmination of listening and addresses the issues, concerns and desires of the neighborhood.

The final product is the result of three years of hard work and dedication from the passionate residents and community members of West Price Hill. Community members invested hundreds of hours solely dedicated to this effort as they expressed what they loved about this neighborhood and the challenges to identify and improve to continue loving it as much as they do. This plan represents the strategic vision to implement all the goals and strategies identified by residents and outlines a 5-to-10-year structure to improve the three business districts and surrounding areas.

To quote the *Price Hill Plan* (2015), "In the end, the ultimate goal of the Price Hill Plan is to make (West) Price Hill a community where people choose to live, choose to stay, choose to work, raise a family, and play."

Belong Be Strong



Elberon Ave Streetcar at corner of W 8th St. & Nebraska Ave. (1947) (Price Hill Historical Society)

HISTORY

A Neighborhood with a Strong History

Written by Valda Moore, Price Hill Historical Society + Museum

West Price Hill was originally part of the Symmes Purchase. A section of West Price Hill was also in Delhi Township and then in 1902 it was annexed to the city of Cincinnati. The area of West Price Hill today begins at Seton Avenue and continues along Glenway Avenue to Crookshank Road, before entering the neighborhood of Westwood.

In the 1700s, the top of the Hill was a rugged wilderness with a sparsely populated Indian Territory. The hills in the area were used by the Indians as lookout posts. One of these lookout posts was an Indian mound that stood at the site of the Elberon Country Club (a Price Hill golf course) between Glenway and Rapid Run Avenues, one of the highest spots in West Price Hill.

The first white settler on Price Hill is believed to be William Terry, an Indian fighter who joined Daniel Boone in conflicts with Indians. In 1791 William Terry started purchasing over 800 acres of land in Price Hill. He raised a family of 8 children. A couple of his children settled on land, which is today the St. Joseph New Cemetery, with the boundaries of the following Streets: Pedretti, Foley, Covedale, Nebraska and Rapid Run. This property was sold to the Archdiocese of Cincinnati in 1854.

West Price Hill remained farm land with lots of grape vines during the 1800s. Covedale, an area in the far west part of West Price Hill, had borders and parts of Covedale also in Delhi and Green Townships. History states that Covedale had its own post office in 1853. It was referred to as a village, but it was never formally incorporated by the City of Cincinnati.

Slowly, a village did rise in the wilderness. The Village of Warsaw was established in 1825 along Glenway Avenue and Rapid Run Pike. People were living in cabins where Seton High School now stands. The established businesses were Hermann's Smithy and Wagon Shop, the Kreis homestead and Winery, Mrs. Wittenstatter's Greenhouse Inn, as well as general stores, barbershops, tailors and bakery shops. The rest of the Village was farmed land by the Mayhew, Cottle, Lockman, Cahill, Vaughan and Schiff families, among others. Years later, many streets took the names of settlers that lived in the Village (like Kries Lane). These early Village settlers entertained themselves with barn dances, husking, spelling bees, taffy pulls and debates. The area of the Village was so large that another community, Cedar Grove, developed within its eastern boundaries. In 1870, most of the Village was annexed to the City of Cincinnati.

Cedar Grove was a name given to property purchased by the Sisters of Charity in 1857 from Judge Alderson (33 acres and his home). Here the Sisters established Mt. St. Vincent Academy, which later became Seton High School. The Sisters continued to purchase adjoining property (some 200 acres). In 1883, they sold the acquired property, around the school, to residential developers.

The most significant structure in Price Hill's history and development was the Price Hill Incline. Completed in 1874, the Incline climbed 350 feet to the top of Price Hill for passengers and in 1876 for freight.

The growing areas of Price Hill were provided with relative ease in traveling to jobs, recreation and businesses by the use of the Price Hill Incline. The development of the Hill was attributed to the freight line being able to transport building supplies up the Hill.

In West Price Hill a roadhouse was established in 1894 and called the **Crow's Nest** at 4544, West 8th St. The founders and owners of the Crow's Nest were Mr. and Mrs. John Crow. Across the street was the New St. Joseph Cemetery. The Crow's Nest became known as the place to dine or go for wakes. Outside the front door of the Crow's Nest was "the end of the line" for the Elberon Avenue carline. And, in back of the Crow's Nest was a ballpark and summer garden, attracting crowds to watch minor league ballgames. Price Hill residents no longer go to the Crow's Nest to mourn loved ones nor enjoy the ballpark in the back, but it still remains as a popular bar in West Price Hill and is at "the end of the line" of a business district along West 8th Street in West Price Hill.

West 8th Street in the early 1900s was a nearly impassable road of clay and rocks. There was a waterhole on the corner of 8th and Sunset Avenue, where weary travelers could stop for a cold drink from the spring (now the side lawn of St. William Church). Since West Price Hill's population continued to grow and were mostly Catholic descendants of German and Irish immigrants, there was a need for a Catholic Church in West Price Hill.

The first St. William Church was built in 1910 on Rosemont Avenue and a school was built in 1911. Much later, the new St. William Church was dedicated in 1931. The Church flourished and so did the number of businesses along West 8th Street, up to the Crow's Nest.

In 1912, Overlook Avenue was built, destroying the earlier mentioned lookout Indian mound and moving the Elberon Country Club. The golf course was relocated and renamed the Western Hills Country Club in 1913.



When Overlook Ave. was completed, it ran through Glenway-Elberon Heights and back to the city by West 8th Street. This project included 45 acres of land as a new suburb within today's West Price Hill. An observation platform was built on the new Overlook Avenue (altitude of 942 feet), called "Inspiration Point." During this same period of time, the Elberon Avenue car ran to the Heights and the Warsaw Avenue carline was being planned to extend to Ferguson Road.

The well-publicized Elberon-Heights suburb, with conveniences of the city, grew rapidly. So much so, that another Catholic church was built in West Price Hill in 1916. St. Teresa of Avila Church was built on Overlook and Glenway Avenues and then in 1923 the current Spanish-mission style church was built. The founding of a school took place in 1918 and a new school was built and opened in 1941. Parish schools emphasized discipline, as well as the connection between home and school. These were significant qualities desired for the area's Catholic population.

A turnpike company erected tollgates to maintain the main thoroughfare of the Hill. The "plank road" was turned into a compacted surface, an easier traveling street. Glenway and Rosemont Avenues had tollgates, as well as what is now Overlook (once called "Gazely's Corner"). **Prout's Corner** is another business district in West Price Hill. In 1928 the Prout Building was built at Guerley and Glenway Avenues. In the area you could purchase fruits and vegetables (Dangelo's), baked goods (Dainty Maid Bakery), meats (Leuenberger's) and dry goods (Woolworth's). Today, catty-corner across the street is the long established (since 1960) Hart's Pharmacy.

Right next to Prout's Corner is Price Hill Chili, founded in 1962. Price Hill Chili remains a popular landmark in West Price Hill. It is more than chili. It is a great family restaurant, a gathering place, a westside staple. And, right up from Prout's Corner is the Covedale Theater. The theater was purchased by Cincinnati Landmark Productions and was turned into a state-of-the-art performing art center in 2002. The Covedale originally had a grand opening in 1947, as a postwar cinema that was built by the Ackerman family.

Many cinema theaters were located in West Price Hill. In 1913, the Glenway Theater was established, between Seton and Beech Avenues; the Overlook Theater in 1925 on Cleves-Warsaw Pike at Rulison Avenue; the Sunset in 1940 on Glenway and Sunset Avenues.

West Price Hill can be very proud of their many schools. Seton High School began in 1927, but was previously known as Mt. St. Vincent Academy and established in 1854. Elder was established in 1922, Western Hills High School established in 1928 and Dater High School began in 2000. West Price Hill also has cemeteries of all backgrounds: Catholics, Jewish, Irish and even Potter's Field. Rapid Run Park and Dunham Recreation Center enhance the all-encompassing neighborhood of...

West Price Hill




PREVIOUSLY APPROVED PLANS

West Price Hill has been included in three plans over the decades. This plan includes similar goals and strategies that have additionally been mentioned in the following plans:



Price Hill Community Plan (1978)

Approved by City Council in 1978, the *Price Hill Community Plan* contains nine components which focuses on creating a mixture of residential, commercial, public and semi-public, industrial and recreational uses and zoning, as well as reflecting on Price Hill's rich history in development and architecture. Housing is highlighted in this plan and exhibits a future potential for growth, stability or rehabilitation, as well as necessitating individual treatment by both private and public sectors in order to advance the goals.



Western Hills Gateway Plan (1998)

This plan was approved by City Council in 1998, and has a focus on urban renewal. The purpose of this urban design plan is to establish a clear set of policy guidelines and implementation strategies that will direct the future of the Western Hills Gateway District located within the West Price Hill Neighborhood. This business district is located in the western portion of the neighborhood, along Glenway Avenue, between Overlook Avenue and Sidney Road.



Price Hill Plan (2015)

The *Price Hill Plan* was approved by City Council in 2015. The recommendations of this plan were developed by the community of Price Hill over 9 months in 2014. The Price Hill Plan reflects the voices of residents, business owners, property owners, and stakeholders from Lower Price Hill, East Price Hill, and West Price Hill. Ideas were generated, priorities established, ultimate goals determined and strategies to get there devised and vetted by community members.

BUILDING GREAT
NEIGHBORHOODS OF CHOICE
FOR GENERATIONS TO COME

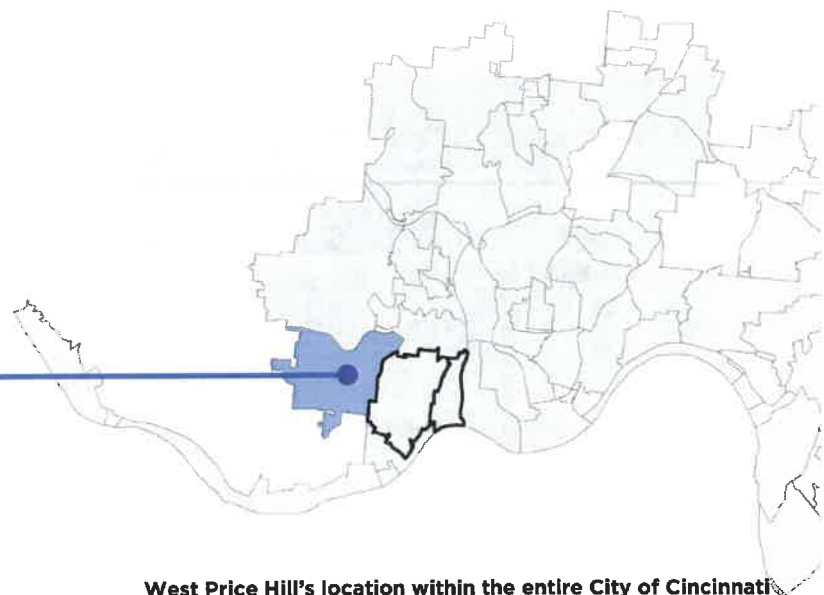
2014
REPORT



2.75

SQUARE MILES

(~1893 acres, the largest out of all three Price Hill neighborhoods)



West Price Hill's location within the entire City of Cincinnati

EXISTING CONDITIONS

West Price Hill is one of the westernmost neighborhoods in Cincinnati, after Saylor Park, Riverside, and Westwood, and is located on the City's western border abutting Green Township and Delhi Township. It shares neighborhood boundaries with Westwood, South Fairmount, and East Price Hill.

West Price Hill covers approximately 2.75 square miles and has approximately **18,776** residents as of 2020. Nearly 6,822 households reside in the neighborhood.

Brief summaries of each of the three business districts are found below:

Glenway Avenue "East"

The second largest commercial district in West Price Hill, the eastern Glenway Avenue district consists of 14.5 acres. Commercial uses comprise of nearly half the area, with office uses consisting of 13%, along with mixed-use at 11%. This district runs east past the neighborhood boundary into East Price Hill.

This eastern most district houses Elder High School, Seton High School, the Carson School, and Youthland Academy, along with several commercial businesses such as Walgreens, Boost Mobile, Rally's, and PNC Bank. Local businesses include Glenway Market, Duwel Automotive Service, Hook Fish and Chicken, and 52 Bar.

Glenway Avenue "West"

The largest out of the three commercial districts located in West Price Hill starting at the north boundary of the neighborhood just south of Crookshank Road, extending all the way south past Cleves Warsaw Pike. The total area of this commercial district is 34 acres with nearly 59% of the acreage dedicated to commercial uses.

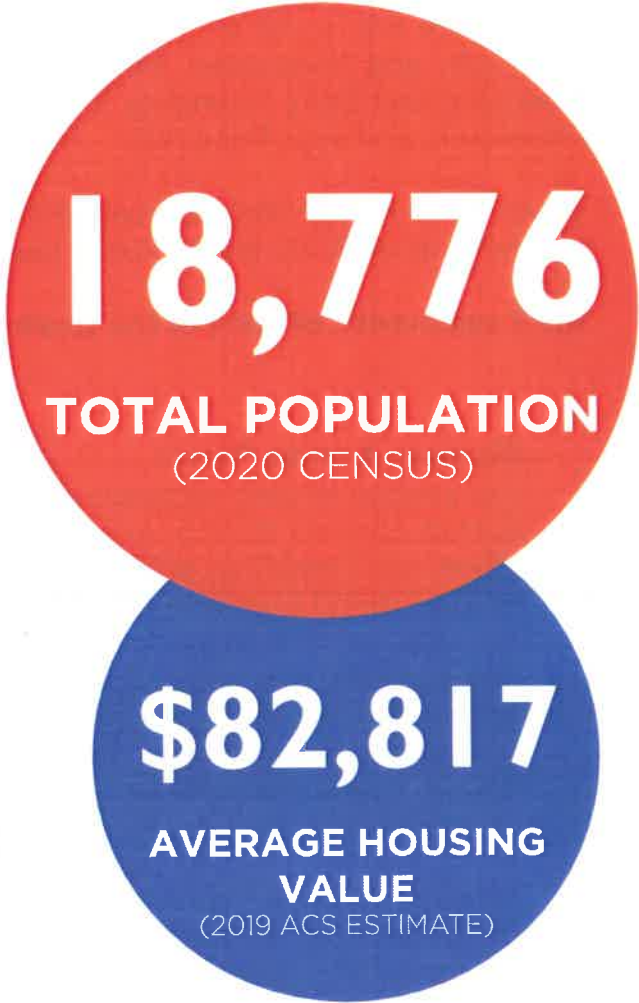
This westernmost district has a number of commercial chain business such as Frisch's Big Boy, Little Caesars Pizza, Burger King, Subway, CVS, Advance Auto Parts, and more. Local business include the famous Price Hill Chili, Bernens Pharmacy, Covedale Center for the Performing Arts, and Rockin' Rooster Comics & Games. St. Teresa of Avila Elementary schools sits directly behind this area.

W. 8th Street

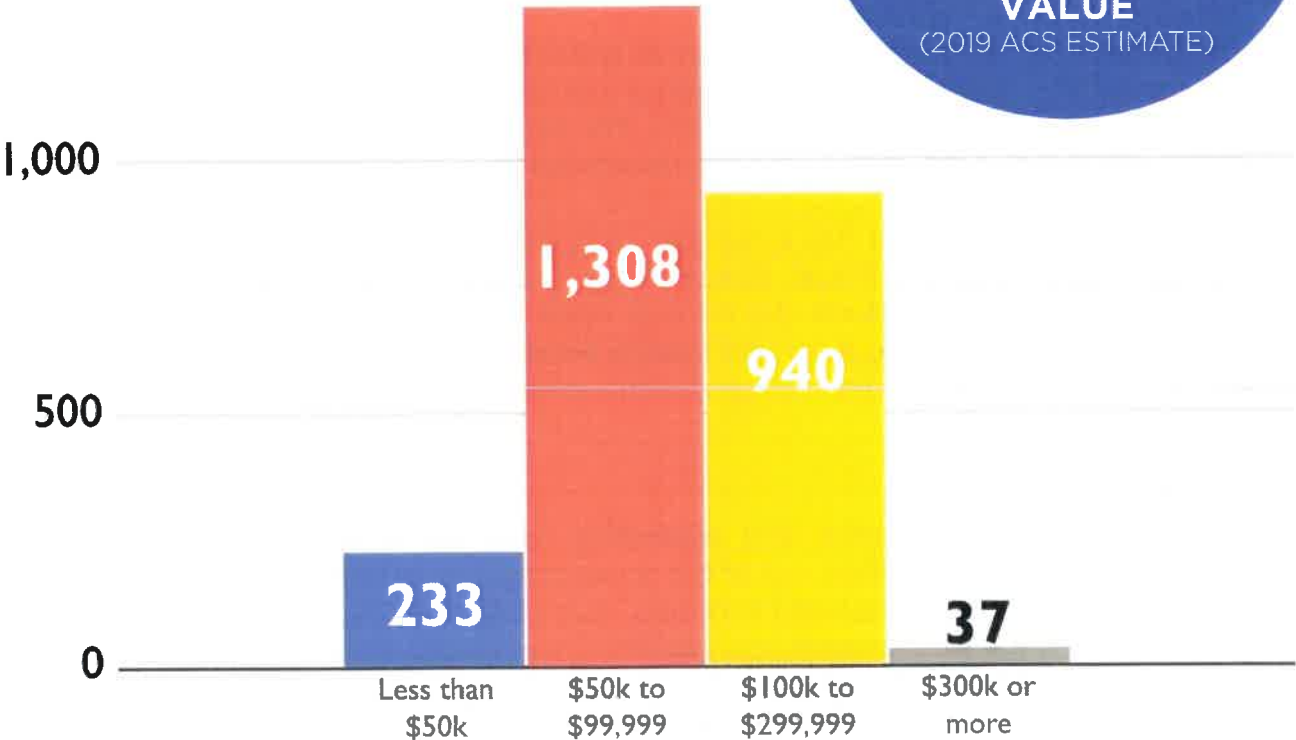
Starting at Pedretti Avenue and extending west just three blocks until St. Joseph Cemetery, this is the smallest out of the three commercial districts at just over 4.0 acres. This district is not a recognized business district by the City of Cincinnati. This area is home to many local businesses such as The Crow's Nest, Curnayn's Tavern, Maya Indian, the Covedale Pet Hospital, along with the Drive-Thru and Shamrock Coin Laundry.

West Price Hill has approximately 18,776 residents as of the 2020 Census. This is the largest of the three Price Hill neighborhoods, both in population and area. Compared to all of the neighborhoods located in Cincinnati, West Price Hill is the second largest in population after Westwood. West Price Hill is Cincinnati's 6th largest neighborhood in physical size, with Westwood additionally being the largest and then, Mount Airy, Mount Washington, College Hill and Hyde Park respectively.

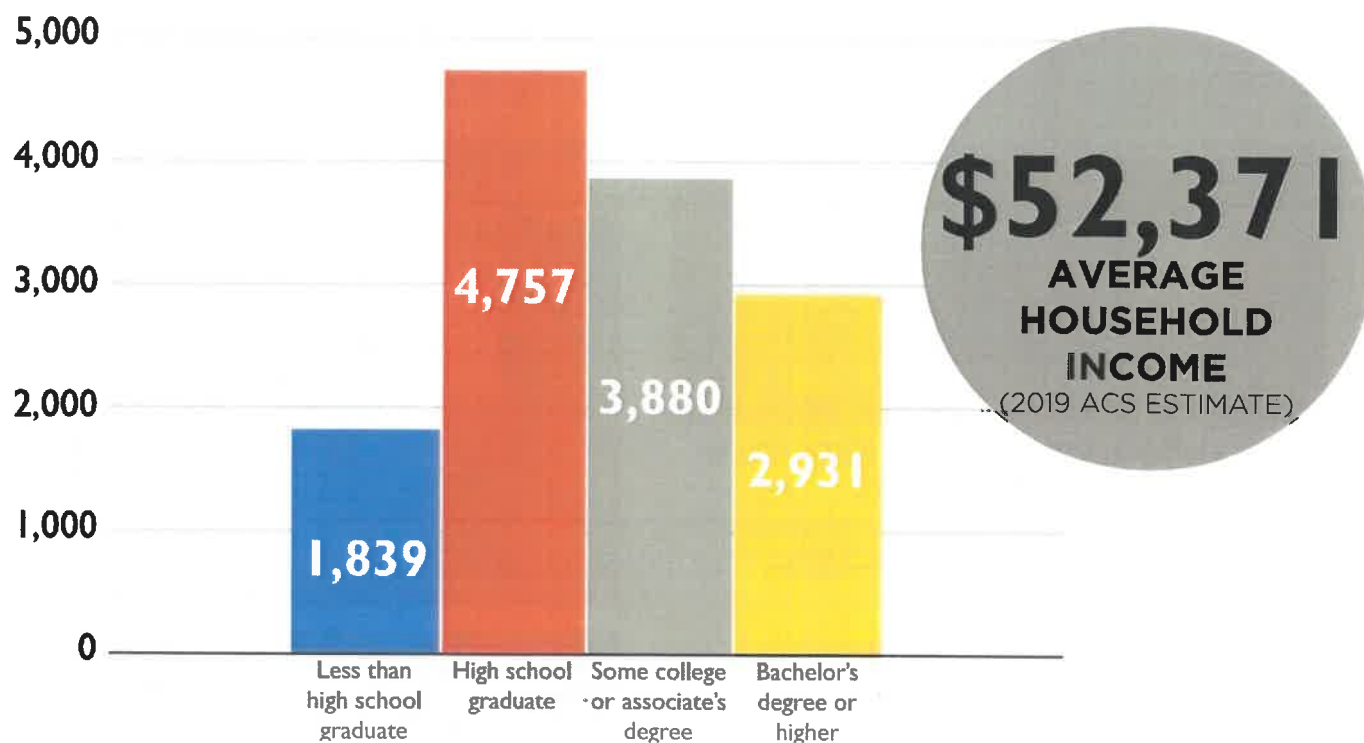
As of 2019, the neighborhood had an average household size of 2.42 people. With a **9.4% increase in population from 2010 to 2020**, the West Price Hill neighborhood's diverse residents and housing market allow the area to appear very attractive for all income levels.



HOUSING VALUE (2019 ACS ESTIMATE)

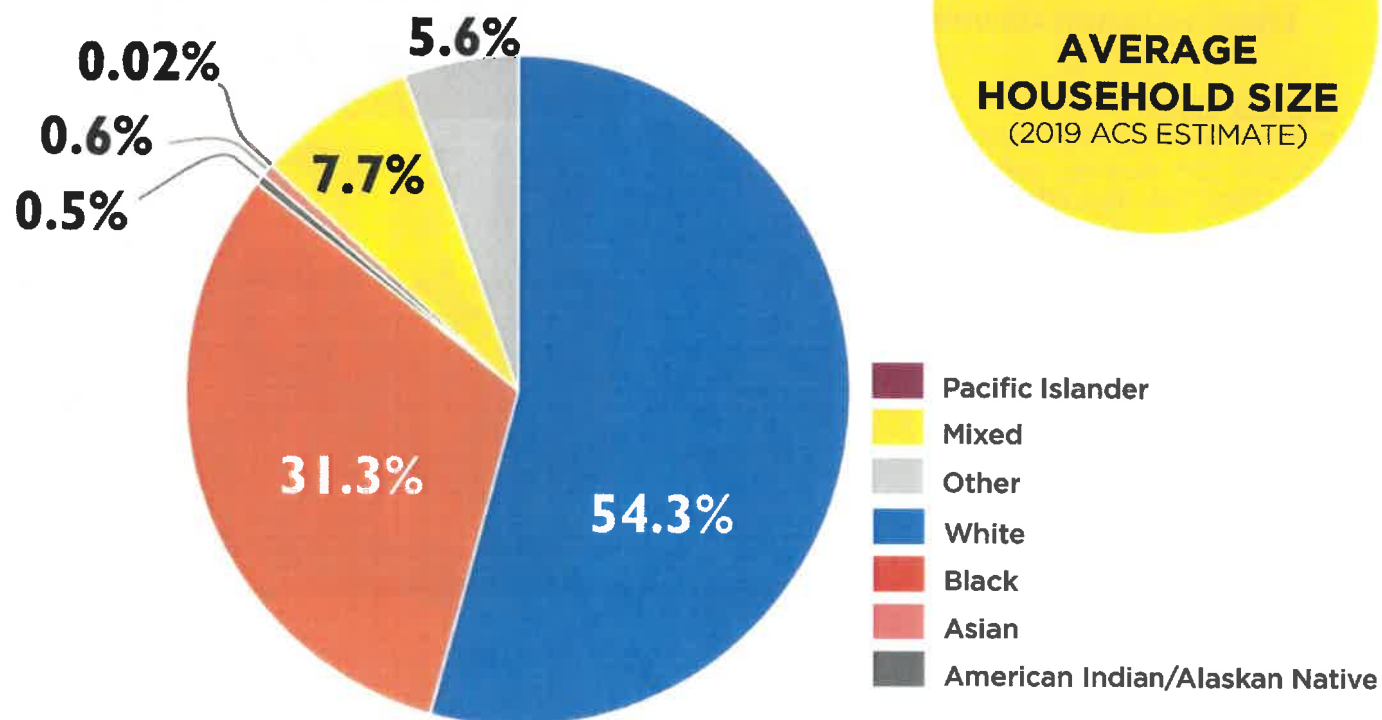


EDUCATIONAL ATTAINMENT (2019 ACS ESTIMATE)



The average household income in 2019 was **\$52,371** and the average housing value was **\$82,817**.

RACE (2019 ACS ESTIMATE)





A PLAN TO REVITALIZE WEST PRICE HILL'S BUSINESS DISTRICTS

This event kicks-off the Belong, Be Strong: West Price Hill business district planning process for the wider community. Neighbors will have the chance to gather and socialize, learn about the planning process, participate in brainstorming activities, and learn about how they can stay involved in the process.

This meeting will contain opportunities for:

- Residents to show their interest in improving their neighborhood.
- Community members to understand the planning process and their role in it
- Community members to understand the importance of a neighborhood plan
- Community members to learn about the initial findings about the neighborhood's business districts.
- Steering Committee to gather feedback and stories from community members to help inform work team local, existing conditions, general vision for the neighborhood, etc.

WHEN + WHERE

SATURDAY SEP. 28

From 10am - 12pm

at SETON HIGH SCHOOL

3901 Glenway Avenue



For more information go to <https://www.cincinnati-oh.gov/planning/> or scan the QR Code

BRING THE FAMILY! ACTIVITIES FOR KIDS, TOO!

Top and Right:

Pictures and flyer from Belong, Be Strong: West Price Hill Kick Off Meeting which occurred on September 28th, 2019. This Kick Off Meeting was held in a church festival style, with tons of activities for adults and kids, set up in an array of booths all over the gym at Seton High school.

Residents and community members had the chance to learn more about the neighborhood planning process and how they can stay informed and participate. With all the participation, this plan would not be completed.



Photos By: Andy Juengling

PLAN PROCESS

Neighborhood Plans and updates are crucial in allowing communities to enhance and promote a platform for dialogue and engagement to occur between residents, businesses, and the overall neighborhood. These plans create and confirm neighborhood identities as well as their vision and goals. Eventually this helps guide policy decisions that will impact the neighborhood which helps guide future development and investment decisions as well as being used as a tool for community investment projects. Most importantly, plans demonstrate to City leaders that the neighborhood is united.

The Department of City Planning and Engagement coordinated with Price Hill Will, the West Price Hill Community Council and the residents of West Price Hill in the effort of creating a progressive and innovative neighborhood plan with a focus on the business corridors along Glenway Avenue and W. 8th Street. The purpose of the plan was to create a vision of how West Price Hill should look five, ten, fifteen years into the future and to prioritize projects and initiatives to realize this new vision. The City's guidelines, *Essential Elements of a Plan*, were the main outline which helped with the creation of this document.

In the Summer of 2019, a steering committee was created to identify theme areas that will transform into working groups. These newly created theme areas consisted of Business Development/Engagement, Transportation Infrastructure, Community Engagement, Marketing, and Crime + Safety. Land Use and Zoning were additionally explored.

The planning process started with the **Kickoff Meeting** which was held on September 28th, 2019. This meeting was the first community wide meeting which began the **Belong, Be Strong: West Price Hill** process. It was held at Seton High School as neighbors and community members came together for the opportunity to gather, socialize, learn the planning process, participate in brainstorming activities, and learn about how to continue to be involved in the process. Over sixty community members were in attendance for this kickoff. Activities for kids and interactive booths were set up as well as giveaway prizes.

The meeting allowed staff and the steering committee to obtain important feedback from everyone in attendance in addition to validating the vision and theme areas of the plan.



A meeting was held in November of 2019 which fleshed out the theme areas to better facilitate the working group meetings. The first working group meeting was held on January 30, 2020, right before the Covid-19 Pandemic began. Dedication continued throughout the Pandemic. A second working group meeting was held on December 9, 2020; a third working group meeting held on July 22, 2021; and a fourth working group meeting/open house was held on October 7, 2021, at Price Hill Chili. The West Price Hill Community Council and Steering Committee were continually updated throughout the span of the meetings. The draft language and overall plan were lastly presented to the West Price Hill Community Council and circulated to City departments for feedback before going in front of the City Planning Commission and City Council for approval.

All the feedback and language created was posted on the City's webpage to update visitors and those who were interested. Along with all the working group meeting deliverables, the webpage additionally housed background information, neighborhoods maps, plan timeline, and information on how to participate and get involved.



Photo By: Andy Juengling

A survey, the **West Price Hill Neighborhood Plan: Attitudinal Survey**, was promoted to allow residents and community members the chance to voice their opinions on the best things about West Price Hill as well as their frustrations and challenges that they see in the neighborhood. This survey allowed everyone to learn what people's favorite memories and things were about the neighborhood (Appendix C).

The vision, goals, strategies and action steps that were developed during this process were a prime example of excellent community engagement within the planning process. Without everyone who contributed their time to this place, West Price Hill would not have these valuable guidelines and new vision for the future of their neighborhood.

All residents and community members consistently had access to the entire process, with updates regarding meetings and revisions continually posted on the **plan's website!**



Scan Me!

Belong, Be Strong: West Price Hill Planning Process



Step 1	Step 2	Step 3	Step 4	Step 5	Step 6
Background	Vision	Discussion	Detail	Review / Approval	Implementation
Where are we now?	Where do we want to go?	What can we do to get there?	Who, what, where, how?	Reaching final consensus	Getting started on the work ahead
Activities	Activities	Activities	Activities	Activities	Activities
Determine process	Kick-off Meeting	Working Group Meetings Develop goals, strategies, and maps	Working Group Meetings Detailed recommendations with timeline	Final Steering Committee Review and Approval	Start following Plan
Create Communication Systems and Methods	Small Group Meetings	2 nd Community Meeting (Open House)	Draft Plan	WPHCC Review and Approval	Develop Implementation Committee on WPHCC
Neighborhood Survey	• Review meeting outcomes	• Validating Vision	Final Plan Open House	City Department Review	Determine regular review cycle
Existing Conditions Analysis	• Develop Draft Vision Statement	• Is this headed in the right direction?	• Final reaction to detailed recommendations	City Planning Commission Review and Approval	
Plan the Kick-off and Small Groups	• Plan the Working Group Meetings	Review meeting outcomes	• Prioritization	City Council Review and Approval	



BUSINESSES | RESIDENTS | VISITORS | SERVICES | GOVERNMENT |

CITY PLANNING AND ENGAGEMENT

Connect With City Planning and Engagement



City Planning and Engagement | Neighborhood Plans | Ongoing Neighborhood Planning Processes | Belong, Be Strong: West Price Hill

CITY PLANNING AND ENGAGEMENT MENU

- About City Planning and Engagement
- City Planning and Engagement Calendar
- City Planning Commission
- Community Engagement Meetings
- Maps, Data, and Resources
- Neighborhood Plans
 - Approved Plans
 - Ongoing Neighborhood Planning Processes
- Plan Cincinnati

Belong, Be Strong: West Price Hill

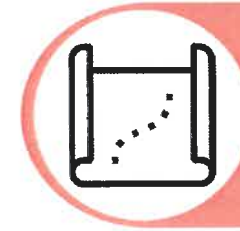



BELONG, BE STRONG WEST PRICE HILL

Status Spotlight

Top:

Neighborhood Plans require approval from City Planning Commission, as well as City Council after the Steering Committee and Community Councils gives their final approval. The Steering Committee and Department of City Planning and Engagement staff used the chart above as a guide for the entire process. The second portion is a screenshot of the webpage that was continuously updated.



PLAN THEME AREAS

The Steering Committee worked diligently to identify **Theme Areas** that transformed into Working Groups for the planning process. These Theme Areas helped guide conversations moving forward and assisted in the formation of goals and strategies that are identified in this plan. Please find the vision for each Theme Area below:

Business Development/Engagement

Preserve and grow three distinct, vibrant, local business districts emphasizing diversity, creative resources, parking solutions, and clean and safe walkability through the enhancement and upgrading of current buildings and businesses and attracting new businesses in a collaborative manner.

Transportation Infrastructure

Create safe, vibrant, and inviting neighborhoods and neighborhood business districts for residents and visitors of West Price Hill through traffic calming, pedestrian safety, and beautification. Thereby creating connectivity with a balanced network of transportation options including enhanced roads, walkways, and trails.

Crime + Safety

Create an inviting, inclusive community and business districts where community members and police collaborate to find proactive solutions that promote a safe, clean, welcoming environment for walking and shopping.

Marketing

Embrace and project the story of West Price Hill residents, past and present, by categorizing unique gems of the area. Give a sense of pride to current and life-long residents while highlighting unique features that might attract new residents and visitors alike. West Price Hill's history should be resurrected and celebrated.

Community Engagement

Advocate for cross-generational awareness through partnerships and a celebration of diversity to continue building a more inviting and engaging community.

Land Use + Zoning

West Price Hill will be guided by progressive planning efforts that will continue to enrich all of the ideas of the neighborhood through ensuring well-planned development and future growth.




Preserve and grow three distinct, vibrant, local business districts emphasizing diversity, creative resources, parking solutions, and clean and safe walkability through the enhancement and upgrading of current buildings and businesses and attracting new businesses in a collaborative manner.

The Hearts of Price Hill | University of Cincinnati Research Report

In the Spring of 2020, students from the University of Cincinnati curated this project sponsored by the UC Niehoff Urban Studio with support from UC Forward and the UC-Service Learning Program.

Between January and April 2020, eleven students embarked on a research, planning and design trajectory and process to answer the question on how can Price Hill best serve their neighborhood business districts.

They were supervised by Dr. Conrad Kickert from the University of Cincinnati, and by John Yung, Senior Project Executive at Urban Fast Forward.



*Business Development /
Engagement*

BUSINESS DEVELOPMENT/ ENGAGEMENT

The **Business Development/Engagement** goals and strategies are the backbone to this plan since the majority of the plan is a focus on the neighborhood's commercial corridors and business districts. Revitalizing these areas and focusing on the pedestrian experience are the key components.

GOAL 1:

Strive to revitalize empty storefronts in each business district.

Attract businesses that serve as destinations to bring people to the neighborhood.

- o Research the viability of introducing the idea of a Designated Outdoor Refreshment Area (DORA) within the business districts during certain hours.
- o Request an entertainment district to lower the cost of liquor licenses for restaurants.
- o Identify appropriate incentives that could attract locally owned businesses into the area.
- o Catalog existing historic structures for possible future preservation efforts.

Improve the response and accountability of complaints/code enforcement violations.

- o Work with Seton and Elder to organize neighborhood and business district cleanups.
- o Promote and continue the PH Safety CAT (Community Action Team) regarding weekly litter cleanups.
- o Request the neighborhood be included in any expansion of the Building & Inspections Department's Residential Rental Property Inspection Pilot Program (RRI) to utilize proactive enforcement and periodic inspection protocol to maintain the quality and safety of residential properties.

GOAL 2:

Focus on community accountability, diversity, and inclusion.

Improve communication between Community Council and Business Associations.

- o Hold quarterly meetings for faster updates and easier communication.
- o Have a liaison from each organization attend each other's monthly meetings.
- o Create a Glenway Business Association.
- o Hold business-supported, community driven events to bring the Community Council and business groups together in a social environment.

GOAL 2 (cont.):

Focus on community accountability, diversity, and inclusion.

Improve communication between businesses, residents and the City.

- o Identify and implement successful community engagement methods and procedures from other neighborhoods in Cincinnati and around the country.
- o Create an inventory of businesses with contact information and keep it updated for future usage.
- o Create a welcome packet for new businesses to provide resources for success.

GOAL 3:

Connect and improve each business district through an improved pedestrian experience.

Glen

Develop separate identities for each business district.

- o Seek out ways to incorporate placemaking and identity along major thoroughfares, trails, and walkways.
- o Work with Seton and Elder students to create new branding for each business district, similar to what was done by Oyler students and guided by Nehemiah.
- o Work with Seton and Elder and other institutions to market local businesses to families and visitors for social events.

W.

Research and begin the process of creating an official business district at W. 8th and Overlook/Trenton corridor and E. 8th between Kreis Lane and Sunset Avenue.

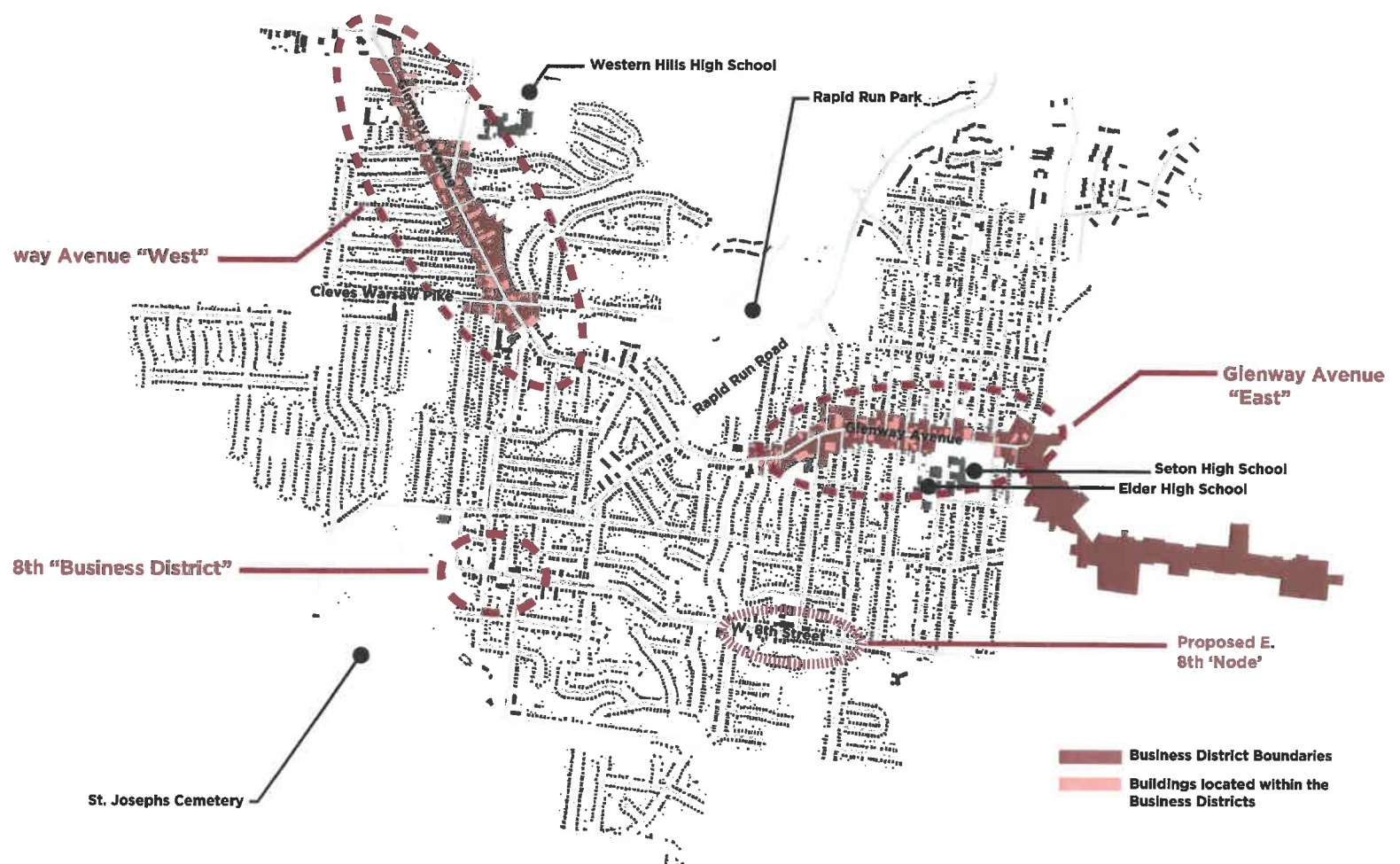
Analyze existing parking regulations to determine if business districts have adequate parking.

- o Utilize existing adjacent neighborhood parking studies to develop strategies, including assessment of potential shared parking opportunities.
- o Develop agreements between nearby businesses with different hours to share parking lots.
- o Identify parking solutions for each business district.

GOAL 3 (cont):

Connect and improve each business district through an improved pedestrian experience.

Meet with the City to investigate requesting new trash receptacles and street furniture in the business districts where it is appropriate.



Top:

The map above displays the designated boundaries of the two official business districts located within the West Price Hill Neighborhood. It is important to note that the Glenway Avenue "East" business district extends far east into East Price Hill. More information regarding the business districts may be found in the "Land Use + Zoning" portion of this plan.



Create safe, vibrant, and inviting neighborhoods and neighborhood business districts for residents and visitors of West Price Hill through traffic calming, pedestrian safety, and beautification. Thereby creating connectivity with a balanced network of transportation options including enhanced roads, walkways, and trails.

*Transportation
Infrastructure*

TRANSPORTATION INFRASTRUCTURE

The **Transportation Infrastructure** goals and strategies primarily focus on the safety of the pedestrian and vehicular experience while thinking about solutions on how to alleviate traffic congestion and roadway accidents. The Department of Transportation and Engineering (DOTE) additionally provided guidance to implement solutions of decade-long issues within these corridors with a major focus on including first steps for a Thoroughfare Plan.

Many of the goals and strategies outlined in this portion of the plan coincide with the ideas of the Business Development/Engagement strategies. Having successful transportation infrastructure is key in thriving business districts.

GOAL I:

Enhance pedestrian and roadway safety along main corridors.

Collaborate with the Ohio Department of Transportation (ODOT) and the City Department of Transportation and Engineering (DOTE) to employ appropriate traffic calming techniques to ensure safe pedestrian travel.

- o Prioritize installation opportunities for speed cushions, bump outs and other traffic reducing techniques.
- o Create buffers between pedestrians and vehicles while aiming to promote pedestrian friendly opportunities along roadways and in front of businesses.

Identify unsafe intersections for pedestrians and to see which intersections need improvement.

- o Prioritize and catalog all major intersections throughout the neighborhood.
- o Work with DOTE to obtain traffic volume numbers and accident data.
- o Work with associated agencies to analyze funding options for priority pedestrian and roadway infrastructure improvements.

Aim to reduce pedestrian and vehicle conflicts at major intersections.

- o Identify solutions for decreasing speed limit of major corridors.
- o Strive to eliminate slip turn lanes in the business districts.

GOAL 2:

Coordinate and partner to create an integrated multi-modal connectivity network.

Continue educating the community regarding best practices in mobility and transportation while incorporating Complete Streets policies and design approaches.

- o Collaborate with DOTE and ODOT to evaluate the use of Bus Rapid Transit (BRT) concepts along Glenway Avenue.
- o Deploy smart technology innovations to improve safety, traffic flow, curb lane management, wayfinding, trip planning and parking.
- o Develop streets that are conducive to walking, biking, transit, and development.

Glenwa

Research the benefits of a potential Thoroughfare Plan* to help alleviate traffic congestion and mobility throughout the business districts.

GOAL 3:

Continue the ongoing maintenance of assets.

W. 8th

Develop and enhance the aesthetic and identity of the major transportation corridors.

- o Aim to install and repair existing street furniture while promoting the usage of the Fix It Cincy mobile app.
- o Identify sidewalk and pavement priority areas that are in desperate need of repairs.
- o Look into the creation of Sidewalk Cleanup improvements.

Identify other resources for road improvements and safety.

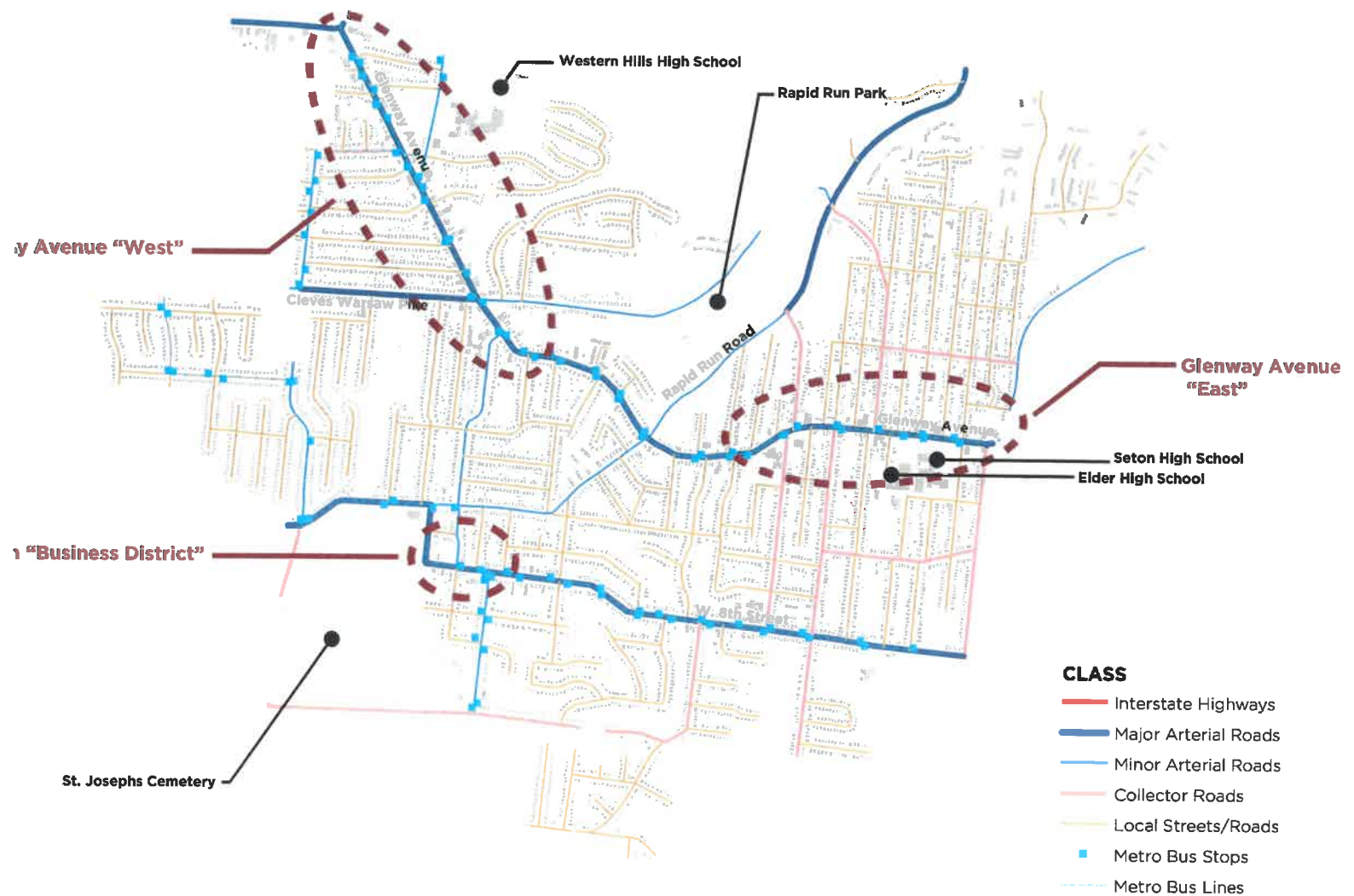
Thoroughfare Plan | Guidance from DOTE

A thoroughfare plan is a long-range planning document used to guide the development of a community's roadway system. The purpose of the plan is to ensure the future transportation network meets the travel needs of the growing region for all modes of travel, including walking, bicycling, driving, and public transportation. A plan could emphasize the consideration of Complete Street principles and context sensitive solutions in the development of the future Glenway Avenue road network.

The main objectives of a thoroughfare plan could possibly include reducing congestion, provides safe travel options, supports land use goals, prioritizes cost-effective improvements, increases multi-modal options, improves the local economy and lastly improves the overall connectivity of the community.

Reference the Thoroughfare Plan for the City of Killeen, TX

(<http://killeentexas.gov/DocumentCenter/View/535/City-of-Killeen-Thoroughfare-Plan-PDF>)



Top:

The map above displays the street classifications of the roadways found in West Price Hill, as well as the location of the Metro Bus stops and lines. The Metro bus routes are primarily found along Glenway Avenue and W. 8th Street, with the majority of the stops in these locations as well.

The five different street classifications are found in the legend to the right. These consist of Interstate Highways, Major Arterial Roads, Minor Arterial Roads, Collector Roads, and Local Streets/Roads. There are no Interstate Highways located within the neighborhood. The two Major Arterial Roads are conventionally located within each of the business districts (with the exception of Rapid Run Road).



Create an inviting, inclusive community and business districts where community members and police collaborate to find proactive solutions that promote a safe, clean, welcoming environment for walking and shopping.

Crime + Safety

CRIME + SAFETY

Concerns with **crime, safety** and the **perception** of West Price Hill outlined the goals and strategies in this section. Residents (and the community as a whole) have the strong desire to maintain West Price Hill's business districts as a safe place to live, work, shop, and play. This will require to continued collaboration and trust with the Cincinnati Police Department and businesses throughout the community.

GOAL 1:


Increase the actual and perceived safety in the business district.

Promote a sense of confidence and security among visitors and residents in each of the business districts.

- o Increase police engagement, presence and visibility.
- o Promote the Neighborhood Block Watch to continue collaboration with community officers and improve public safety.

Foster trust between all members of the community.

- o Increase collaboration and foster trust between residents and police in our community.
- o Increase collaboration and foster more trust between police and the Latino community.
- o Increase collaboration between the Cincinnati Police Department and neighborhood stakeholders, business owners, and overall community.



This is the Final Report for the West Price Hill NEP, which started March 1, 2020 and ended on June 30, 2020. A large kickoff event was held on March 4, 2020, in the parking lot of the community's selected NEP Signature project. Elder High School Steel Drum Band performed to an enthusiastic crowd. Not long after that, COVID-19 happened, drastically affecting all activities that required community interaction. This NEP Team has put forth an excellent effort in adapting to this unprecedented situation.

This report covers the activities of the Police Department, Buildings and Inspections Department and Fire Department which mainly cover the enforcement aspects of this project. Keep Cincinnati Beautiful, Public Services Department, Department of City Planning, Department of Transportation and Engineering, Recreation Department and the Department of Community and Economic Development provide customer/citizen assistance as part of the effort. Community Stakeholders in West Price Hill include the West Price Hill Community Council, Price Hill Will, Community Police Partnership Center, Santa Maria Community Services, Shady Side Boys and Girls Club, Warsaw Federal, PNC Bank, Huntington Bank, Keep Cincinnati Beautiful, First Financial Bank, Archdiocese of Cincinnati, Christ Church Cathedral, Elder High School and Seton High School. The NEP Fund, administered by Price Hill Will, raised \$34,000 to go toward the NEP Signature Project.

Community members decided that the NEP Signature project would focus on renovating buildings on Glenway Avenue between Colby and 18th, bringing back these dilapidated buildings to productive community use will have a positive ripple effect in the surrounding area. A family friendly restaurant and craft brewery are filling a need for local gathering places as identified by the community stakeholders.

West Price Hill Neighborhood Enhancement Program (NEP)

The Neighborhood Enhancement Program is a 90-day collaborative effort between City departments, neighborhood residents and community organizations. A report for this program outlines the program which started March 1, 2020 and ended on June 30, 2020.

This report covers the activities of the Police Department, Buildings and Inspections Department and Fire Department which highlights the enforcement aspects of this project. Keep Cincinnati Beautiful, Public Services Department, Department of City Planning and Engagement, DOTE, Recreation Department and the Department of Community and Economic Development provided customer/citizen assistance as part of the effort.



Embrace and project the story of West Price Hill residents, past and present, by categorizing unique gems of the area. Give a sense of pride to current and life-long residents while highlighting unique features that might attract new residents and visitors alike. West Price Hill's history should be resurrected and celebrated.

Creating a Neighborhood Plan for the Future of West Price Hill

Price Hill Will curated a promotional video to help promote the Kick-Off Meeting and to get people involved with the planning process. This brief video displayed a fun and creative way on gathering people's responses to:

- Describe West Price Hill.
- Why should someone join Belong, Be Strong?
- How to get involved.



Check out the link below to watch the video:

https://www.youtube.com/watch?v=GI0r_o__xNQ (Price Hill Will's Youtube Channel)

MARKETING

The **Marketing** goals and strategies encapsulate the feedback on the image, perception, branding, and stories of West Price Hill. Marketing efforts are crucial for successful community engagement opportunities in addition to providing residents resources and information regarding events happening in and around the neighborhood, and how to get involved with community organizations.

With advancing technology and social media, spreading information has never been easier. Continuing to spread positivity will help establish the uniqueness and image of West Price Hill for years to come.

GOAL I:

Promote the history and pride of West Price Hill.


Increase the availability and access of neighborhood media and information to all residents and businesses.

- o Create a photo and video series that includes a variety of stories and experiences utilizing interviews with residents and resident taken photos.
- o Create quarterly print marketing to be in neighborhood hot spots and residential zones identifying that quarter's events and new locations.
- o Create a social media presence that will be managed by the West Price Hill Community Council.
- o Update "Distinctly Suburban" logo and motto.
- o Work with local high school media classes to serve as regular contributors to a library of content used by the West Price Hill Community Council for social or print media.

Connect with local organizations to promote everything that West Price Hill has to offer.

- o Support community tours with local partners (Price Hill Historical Society, etc.).
- o Continually promote best practices to all residents for reaching out to CDC's, Community Councils, City Council, and other organizations.

Marketing



Advocate for cross-generational awareness through partnerships and a celebration of diversity to continue building a more inviting and engaging community.

Tools That the City of Cincinnati Uses to Currently Engage Residents

- o Website (cincinnati-oh.gov)
- o Social Media (i.e. Facebook, Twitter, NextDoor)
- o City Council and Committee Meetings (in-person, virtual meetings, CitiCable)
- o City-led presentations at Community Council and Invest In Neighborhood Meetings
- o Mobile App and 513-591-6000 (Fix it Cincy App/Phone)
- o Board and Commission Meetings (i.e. Cincinnati City Parks Board, Planning Commission)
- o Community Budget Requests (CBRs) and Neighborhood Project Suggestions
- o Neighborhood Planning Process
- o Special Events (i.e. Neighborhood Summit, Neighborhood Leadership Academy)
- o City led, special engagement meetings and processes (topic- and site-based project meetings, i.e., Oskamp Recreation Area Expansion, Rapid Run Park/Dunham Recreation Center Connection, and Property Tax Working Group)

COMMUNITY ENGAGEMENT

West Price Hill may be one of the largest neighborhood's in the City, but it still has a small town feel with the community being very well connected and everyone seems to know what is going on. Successful **community engagement** incorporates inclusion and demographic diversity in addition to careful planning, preparation, transparency, and most importantly, collaboration.

This section of the plan relies heavily on the Marketing goals and strategies to serve as a mechanism to produce more community engagement. West Price Hill may utilize existing City tools to assist with these ideas.

GOAL 1:

Increase connections between people and information through accessible communication networks.

Spread informational tools through different ways of communication.

- o Create a tri-fold brochure highlighting the three business districts and neighborhood organizations.
- o Develop a neighborhood directory.
- o Identify and assign neighborhood captains to help spread communication.

Promote and celebrate West Price Hill's positive assets through marketing and advertising.


- o Make press by regularly posting positive press and profiles about community spaces, features, parks, and schools.

GOAL 2:

Promote a larger sense of community.

Bring community members, organizations, and residents together.

- o Increase involvement of the Community Council in the neighborhood.
- o Hold regular events such as block parties and festivals.
- o Recruit and identify Block Captains/Rep/Influencers and mail a list of representatives to residents.



West Price Hill from the Air (Google Earth)

West Price Hill will be guided by progressive planning efforts that will continue to enrich all of the ideas of the neighborhood through ensuring well-planned development and future growth.



Single Family Home (realtor.com)

46%

**Single-Family
Residential**

Single Family Residential is the largest use located within the West Price Hill neighborhood, with just a little under half of the area designated as such. Single family residential uses are meant to be used as living space, and not for multiple families or a commercial venture.

It is important to note that land use and zoning are different terms. Land use refers to the building and occupancies of the land while zoning highlights the activities and development permitted.

Land Use + Zoning

LAND USE + ZONING

Land Use and Zoning are important aspects of thriving communities. The purpose of incorporating these themes into neighborhood plans help to designate a community's future land use patterns based on analyses of all other elements including: population projections, community facilities needs and projections, natural resources, public health, and existing land uses (including vacant or undeveloped land).

This section includes a synopsis of the current land uses and zoning in West Price Hill, as well as an outline of how the land use could be curated in the future to meet the goals and strategies in this plan.



15%
**Multi-Family
Residential**

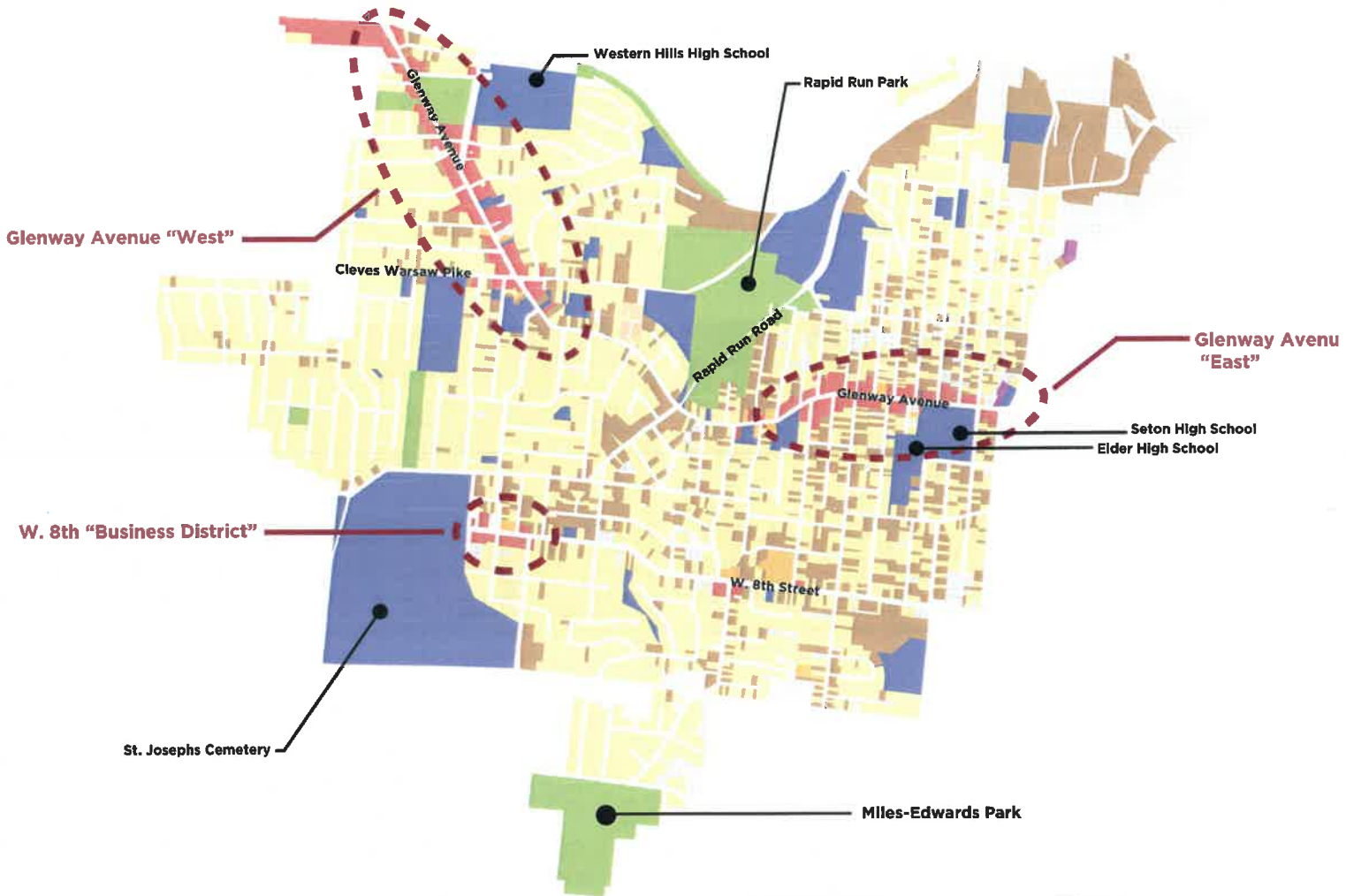


16%
**Governmental
& Educational**



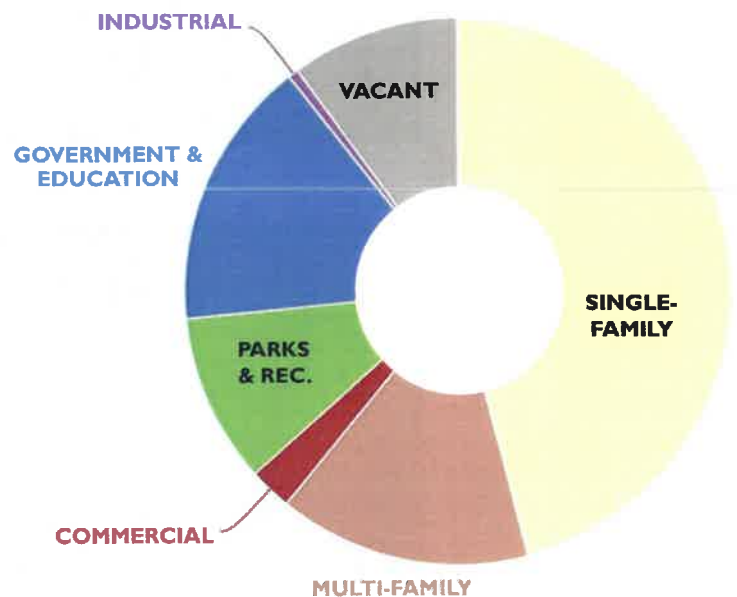
10%
**Parks,
Recreation &
Greenspace**

EXISTING LAND USE (2022)



Land Uses (reference Land Use Definitions on page 40 for more information regarding each of the designations).

- Single-Family Residential**
- Multi-Family Residential**
- Commercial**
- Parks, Recreation, & Greenspace**
- Governmental & Educational**
- Industrial**
- Vacant or Unused Land**



LAND USE DEFINITIONS

Single-Family

- Uses in these areas should be **predominately single-family residential** with some two-family dwellings or duplexes. This use should promote single-family developments of appropriate sizes where compatible.

Multi-Family

- Uses in these areas should be a **mix of residential properties** consisting of multi-family residences, encouraging moderate-density, detached, or attached housing (2-4-unit apartment buildings, larger apartment complexes and rental properties) and related compatible uses (excluding industrial or large commercial uses) which provide a transition between single-family residential and other types of development.

Commercial

- Uses in this area should be prominently of commercial uses, along with office and business facilities. These areas **may also include mixed-use developments** that integrate **retail commercial, service commercial uses, with major box stores and chain restaurants**. This use is found primarily along each of the main business corridors and should promote more commercial density along with new and/or infill development.

Parks, Recreation & Greenspace

- Uses in this area should focus on **preserving and enhancing the natural and environmental resources**. This use serves for spaces that are heavy in greenery and landscaping which can include, untouched greenspace, parks, and preserved, scenic natural areas. Uses in this area include parks and recreation facilities, community gardens, and outdoor gathering spaces.

Governmental & Educational

- This use serves a broad range of **public, semi-public, and institutional uses** such as schools, churches, community centers, and educational, philanthropic, religious, or charitable institutions. Utilities include facilities for gas, electric, water, sewer, cable television, cellular towers, or other compatible uses.

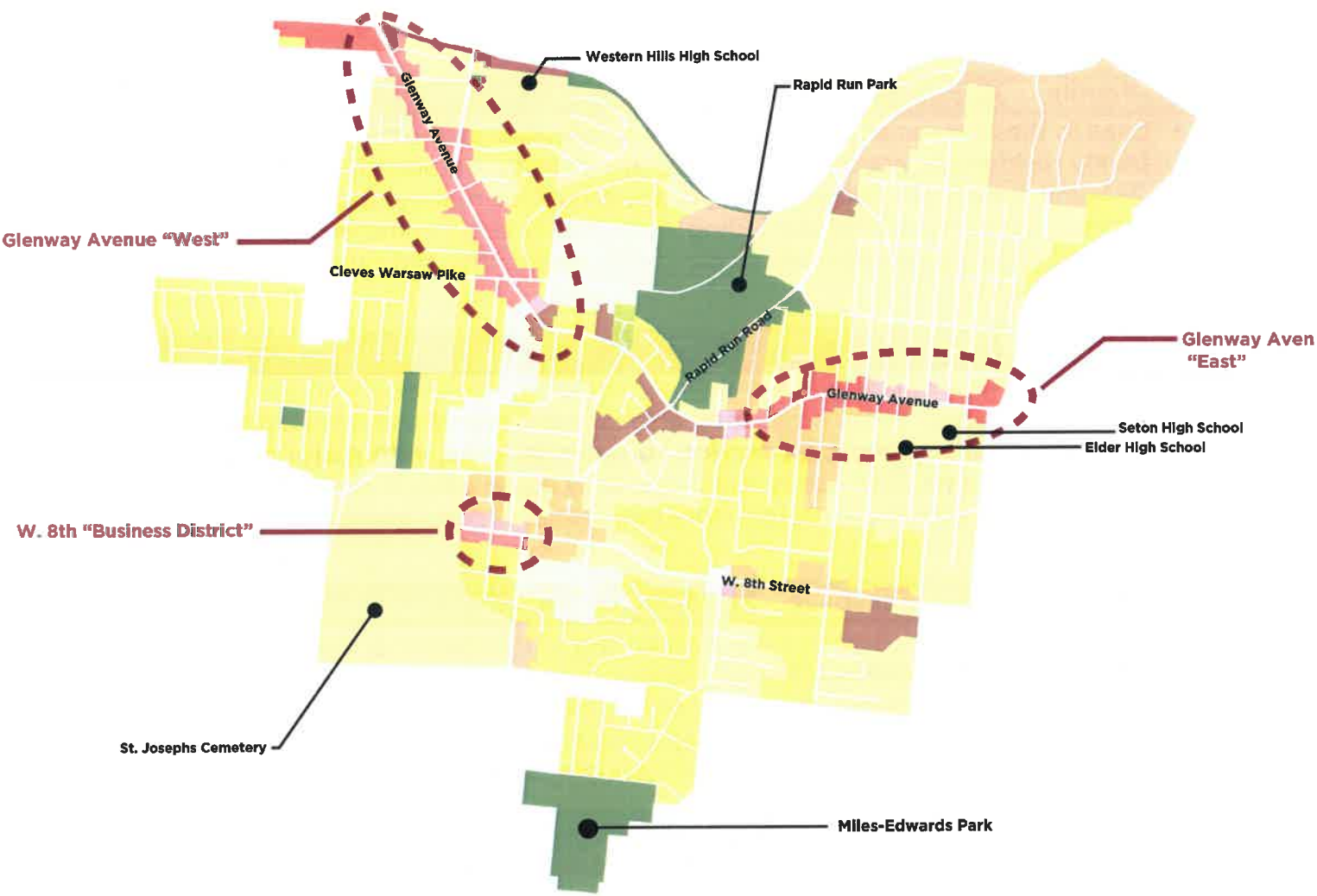
Industrial

- This use serves smaller scale **industrial uses** such as warehouses, storage facilities, limited manufacturing and repair facilities, research and development, transit terminals and wholesaling activities in mostly enclosed facilities without offensive emissions or nuisances.

Vacant or Unused Land

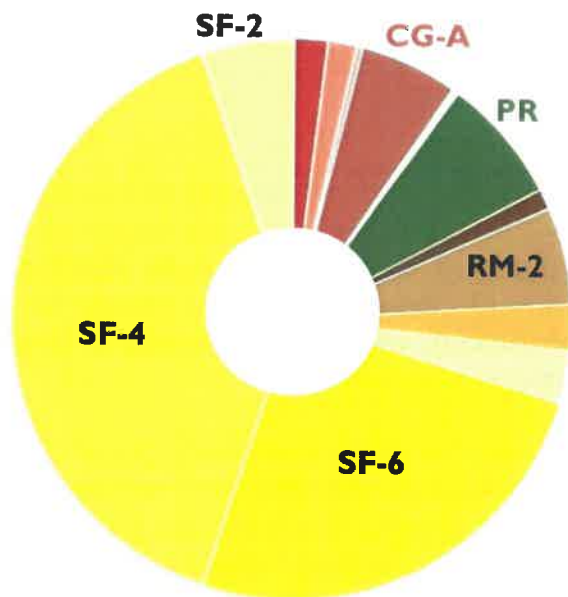
- Vacant or under-utilized land that could **potentially be developed** or is private property and is not technically considered Parks, Recreation & Greenspace.

EXISTING ZONING (2022)



Zoning Designations

 CC-A Commercial Community Auto	 RM-1.2 Residential Multi-Family (1,200 sf)
 CC-M Commercial Community Mixed	 RM-2.0 Residential Multi-Family (2,000 sf)
 CC-P Commercial Community Pedestrian	 RMX Residential Mixed
 CG-A Commercial General	 SF-10 Single-Family Residential (10,000 sf)
 CN-M Commercial Neighborhood Mixed	 SF-6 Single-Family Residential (6,000 sf)
 OL Office Limited	 SF-4 Single-Family Residential (4,000 sf)
 PD-33 Planned Development	 SF-2 Single-Family Residential (2,000 sf)
 PR Parks and Recreation	



The majority of West Price Hill is zoned as residential. However, West Price Hill also has several areas zoned for commercial and parks & recreation spaces to help enhance the residential neighborhood, giving the area more assets and amenities.



Single Family Home (Google Earth)

39.6%
Single-Family
(4,000 sq ft)



Single Family Home (Google Earth)

25.3%
Single-Family
(6,000 sq ft)



Rapid Run Park (Google Earth)

7.24%
Park & Recreation



Price Hill Chili (Google Earth)

5.72%
Commercial
(General)

FUTURE LAND USE

(Reference Future Land Use Map on page 44)

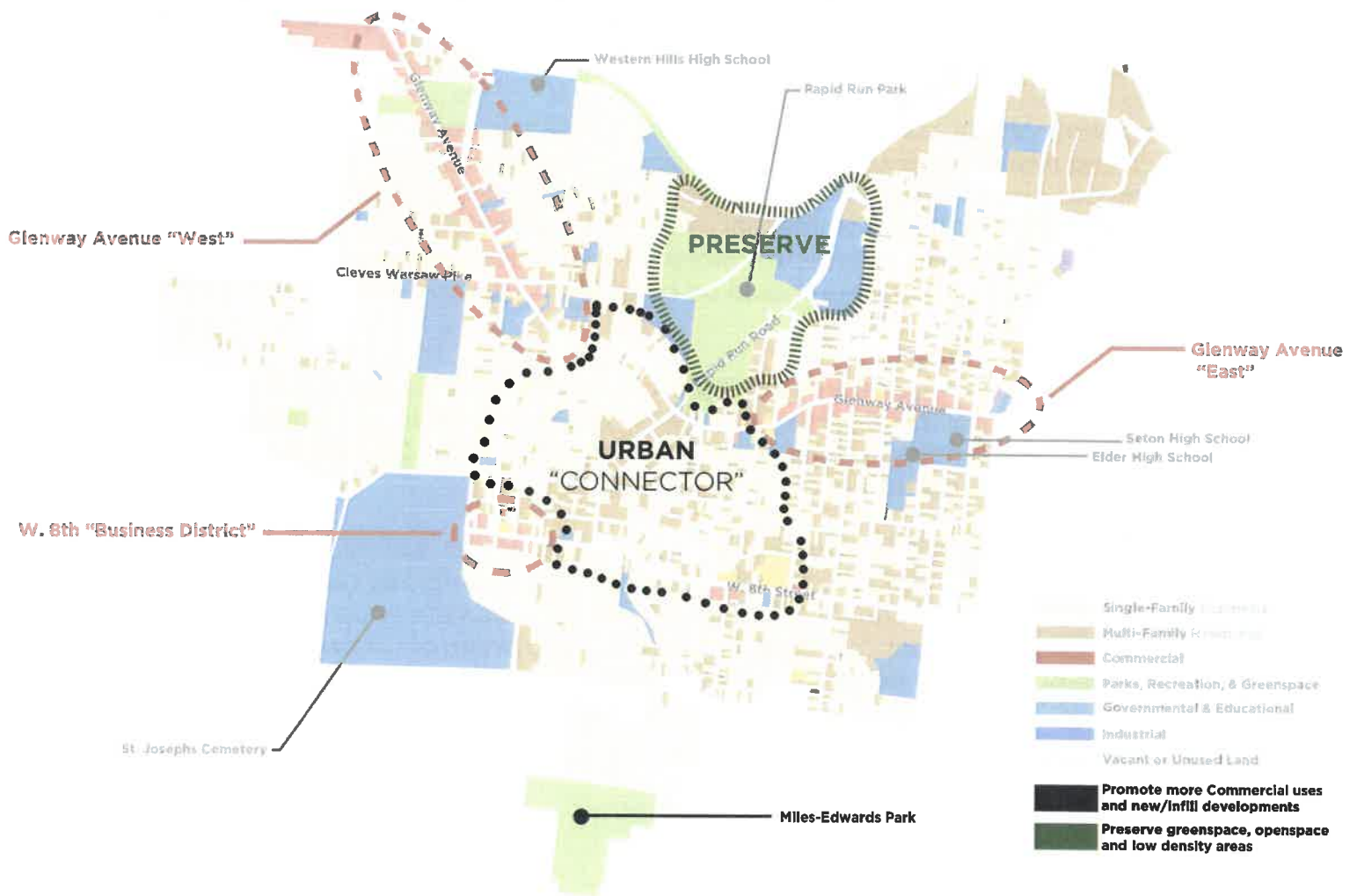
Conceptual Land Use Map

The conceptual future land use map allows the community of West Price Hill to be guided by planning efforts that will continue to enrich the ideas of the neighborhood through ensuring well planned development and future growth. **This map does not deviate significantly from existing zoning or preliminary land development code updates but should be used to guide potential zoning changes and redevelopment, and to encourage a land use planning process that emphasizes community input.**

The goals and strategies outlined in this plan will help serve as a primary guide that the community could utilize to help determine these potential changes and redevelopment opportunities, with a primary focus and concentration around the business corridors and districts. The concepts areas highlighted on the future land use map help the West Price Hill neighborhood concentrate on specific areas that correlate with main ideas of the following goals:

- Increasing commercial uses and meaningful development along each of the business districts, major corridors and wherever it is deemed appropriate.
- Strives to revitalize empty storefronts in each business district by using existing businesses or redevelopment efforts.
- The idea of a Designated Outdoor Refreshment Area (DORA) or Entertainment District could help connect and expand the existing business districts in addition to attracting more residents and shoppers.
- Highlighting existing incentives which could assist existing and future businesses and organizations. Using incentives and regulations can direct growth to the areas consistent with the future land use map. These incentives that the City offers include:
 - Community Reinvestment Area Tax Abatements
 - Tax Increment Financing (TIFs)
 - Property Sale Assistances
 - Neighborhood Business District Improvement Program (NBDIP)
 - Neighborhood Activation Fund (NAF)
 - Neighborhood Business District Support Grants (NBDSG)
- Highlighting current commercial use areas to identify parking regulations and issues to help guide existing and future businesses regarding adequate space and volume demands. Knowing how large certain properties are and “what is allowed” verses “what is not allowed” can help potential businesses determine where to put (or expand) their business. Residents and businesses can utilize the Department of City Planning & Engagement – Zoning Division to help with interpreting the Cincinnati Zoning Code.

- Emphasizing placemaking and separate identities for each business district could help expand the business districts to their highest potential and create vibrancy.
- Developing and enhancing the aesthetic and identity of the main transportation corridors, from a transportation perspective. This could show visitors and passerby pedestrians or vehicles all what West Price Hill has to offer.
- Helps identify where thoroughfares can go between each of the business districts. A thoroughfare plan could help alleviate traffic and congestion along major corridors which in turn would aim to reduce pedestrian and vehicle conflicts at major intersections and roadways.



Further explanation regarding the highlighted areas may be found on **pages 45-46**.

The **main ideas behind this future land use map** emphasize the uses of each of the three business districts, while highlighting the possible **“connections”** between the business districts, promoting and preserving density where it is appropriate, and preserving the built environment and heritage of certain pockets in West Price Hill.

These ideas strive for a mixture of uses and density levels of all land uses which include single-family residential, multi-family residential, commercial, parks, recreation, greenspace, governmental, educational, industrial, and vacant land.

Business Districts

Glenway Business Districts

Public perception of the current economic development climate includes a broadly held fear of declining retail and restaurant businesses and concern about the overall commercial tax base. The business districts located in the West Price Hill neighborhood should continue utilizing these areas mostly as commercial uses, while introducing a mixture of multi-family, governmental & educational uses where appropriate. A focus on pedestrian friendly aspects in each of the main business corridors should be considered, especially when new development is proposed.

Residents continue to state a desire to bring more businesses into the neighborhood which in turn could attract not only more businesses, but a migration of residents and other opportunities as well. Employing the existing incentives that the City has to offer can help alleviate some of the issues residents voice.

The effective management of density is key to promoting compact, well-planned neighborhood business districts and is an important aspect on how neighborhoods (and cities in general) function. Promoting density should occur in the business districts which will help centralize more people and development. The areas to the North and South of Glenway Business District “East” are some of the most dense areas within West Price Hill and should stay this way.

Preserve

Rapid Run Park and surrounding areas

This area should stay the same, as Rapid Run Park takes up most of the area. Rapid Run Park sits at just under 50 acres and offers an assortment of outdoor activities spaces for visitors and residents.

Preserving open space and greenspace should be a priority in at least one area of every neighborhood to enhance the quality of life and adds value to the community. This area should consider limiting development - where appropriate. Utilizing the existing greenspaces and park lands as a buffer between the low density residential uses and transition into the dense center of the neighborhood towards Glenway Avenue.

Urban "Connector"

Between Business Districts

This area can serve as the primary connector between the three business districts. The majority of this area is residential, but other uses in small doses could centralize the neighborhood even further. Creating a connector between the business districts could unite West Price Hill's pride as well as creating new branding opportunities.

This area should also prioritize connecting Rapid Run Park via walkways or future trail connections. To enhance the pedestrian experience, residents and visitors need a variety of options to get from Point A to Point B. Including areas for possible pedestrian connections will allow the community the option to walk or bike, instead of being transported by cars or the bus.

Future Land Use

CONSISTENCY WITH PLAN CINCINNATI

Belong, Be Strong: West Price Hill is eminently consistent in multiple components of the City-wide plan, *Plan Cincinnati* (2012). The vision of *Plan Cincinnati* is focused on an unapologetic drive to create and sustain a thriving inclusive urban community “thriving Re-Urbanization”. With the emphasis of focusing mainly on the three, unique business districts of West Price Hill, this fits aptly with the goal to re-urbanize the neighborhood in general.

The five primary initiatives of *Plan Cincinnati* (**Compete, Connect, Live, Sustain, and Collaborate**) tie in with the theme areas (Business + Development, Transportation Infrastructure, Community Engagement, Marketing, and Crime + Safety) created with this neighborhood plan. The goals, strategies and action steps that were created during the planning process represent the pride and confidence that West Price Hill residents and community have with their efforts to implement these innovative and creative strategies to propel the neighborhood forward.

With the approval of this plan, the plan will be utilized throughout City Departments and will be continually referenced when used to determine project recommendations or denials. This plan could additionally be used to help guide other neighborhoods a path forward in the updating community’s visions.

Plan Cincinnati’s five distinct areas may be found to the right. These five initiatives areas intermingle with most of the goals and strategies outlined in *Belong, Be Strong: West Price Hill*. These initiatives were originally the 12 elements which help shaped these into five.

Compete | *Be the pivotal economic force of the region.*

Connect | *Bring people and places together.*

Live | *Strengthen our magnetic City with energized people.*

Sustain | *Steward resources and ensure long-term vitality.*


Collaborate | *Partner to reach our common goals.*


Initiative Area	Elements Integrated
Compete	Economic Development and Business Retention, Arts and Culture, Fiscal Impact, Institutions
Connect	Transportation and Transit, Economic Development and Business Retention, Land Use, Utilities and Infrastructure
Live	Housing and Neighborhood Development, Urban Design, Arts and Culture, Land Use
Sustain	Health, Environment, and Open Space, Fiscal Impact, Historic Conservation, Land Use, Utilities and Infrastructure
Collaborate	Intergovernmental Cooperation, Institutions, Utilities and Infrastructure

APPENDIX

A. City Council Resolution.....	51
B. Implementation Tables.....	53
C. West Price Hill Attitudinal Survey.....	60
D. DOTE Summary of ODOT Warsaw Avenue Safety Study.....	61
E. West Price Hill Neighborhood Enhancement Program Report.....	63

RESOLUTION





IMPLEMENTATION TABLES

The adoption of *Belong, Be Strong: West Price Hill* is just the first step, and then the hard work truly begins. The work to implement the strategies and action steps set forth in this plan is going to be the hard work. The implementation tables found in this portion of the Plan is pivotal to reaching the vision of West Price Hill.

Each goal, strategy and action step may be found outlined in each of the appropriate tables on the next few pages. These are highlighted in addition to the priority level, approximate time frames, and suggested partners or resources that could assist in the implementation of the vision. Abbreviations of suggested partners and resources may be found below.

Abbreviations:

B&I - Department of Buildings and Inspections
CAT - Community Action Team
CPD - Cincinnati Police Department
CPS - Cincinnati Public Schools
CSR - Customer Service Request (*system*)
DCED - Department of Community and Economic Development
DCPE - Department of City Planning and Engagement
DPS - Department of Public Services
DOT - Department of Transportation and Engineering
ODOT - Ohio Department of Transportation
OKI - Ohio Kentucky Indiana Regional Council of Governments
NBW - Neighborhood Block Watch
PHHS - Price Hill Historical Society
PHW - Price Hill Will
WPHCC - West Price Hill Community Council

Goal	Strategy	Action Steps	Priority	Time Frame	Partners/Resources
Business Development/Engagement					
Goal 1: Strive to revitalize empty storefronts in each business district.	Attract businesses that serve as destinations to bring people to the neighborhood.	Research the viability of introducing the idea of a Designated Outdoor Refreshment Area (DORA) within the business districts during certain hours.	High	6 Months - 1 Year	DCED, DOTE, City Council, Business Owners, Business Association
		Request an entertainment district to lower the cost of liquor licenses for restaurants.	High	1-2 Years	DCED, WPHCC, Business Owners, Business Association
		Identify appropriate incentives that could attract locally owned businesses into the area.	Medium	Ongoing	DCED, Business Association
		Catalog existing historic structures for possible future preservation efforts.	Low	3-6 Months	PHHS, DCP&E, WPHCC
		Work with Seton and Elder to organize neighborhood and business district cleanups.	High	Ongoing	Seton, Elder, Business Owners, Business Associations
	Improve the response and accountability of complaints/code enforcement violations.	Promote and continue the PH Safety CAT (Community Action Team) regarding weekly litter cleanups.	Medium	Ongoing	CAT, WPHCC, Business Owners
		Request the neighborhood be included in any expansion of the Building & Inspections Department's Residential Rental Property Inspection Pilot Program (RRI) to utilize proactive enforcement and periodic inspection protocol to maintain the quality and safety of residential properties.	Medium	2-3 Years	B&I
		Hold quarterly meetings for faster updates and easier communication.	High	Ongoing	WPHCC, PHW, Business Associations
		Have a liaison from each organization attend each other's monthly meetings.	Medium	Ongoing	WPHCC, Business Associations
		Create a Glenway Business Association.	Low	6 Months - 1 Year	Business Owners
Goal 2: Focus on community accountability, diversity, and inclusion.	Improve communication between Community Council and Business Associations.	Hold business-supported, community driven events to bring the Community Council and business groups together in a social environment.	Medium	Ongoing	Business Owners, Price Hill Will, WPHCC
		Identify and implement successful community engagement methods and procedures from other neighborhoods in Cincinnati and around the country.	Medium	Ongoing	DCPE, WPHCC, Residents, PHW

Goal 3: Connect and improve each business district through an improved pedestrian experience.	Develop separate identities for each business district.	Create an inventory of businesses with contact information and keep it updated for future usage.	Medium	3-6 Months	Business Owners, PHW
		Create a welcome packet for new businesses to provide resources for success.	Low	3-6 Months	Business Owners, Residents, Business Associations, WPHCC
		Seek out ways to incorporate placemaking and identity along major thoroughfares, trails, and walkways.	High	Ongoing	Business Owners, DOTE, ODOT, CRC, Private Consultants
		Work with Seton and Elder students to create new branding for each business district, similar to what was done by Oyler students and guided by Nehemiah.	Medium	Ongoing	Seton, Elder, Oyler
		Work with Seton and Elder and other institutions to market local businesses to families and visitors for social events.	Medium	Ongoing	Seton, Elder
	Research and begin the process of creating an official business district at W. 8th and Overlook/Trenton corridor.		High	1-2 Years	Cincinnati Neighborhood Business Districts United, DCED, WPHCC, Price Hill Will
		Utilize existing adjacent neighborhood parking studies to develop strategies, including assessment of potential shared parking opportunities.	High	Ongoing	Existing Neighborhood Plans
		Develop agreements between nearby businesses with different hours to share parking lots.	Medium	Ongoing	Business Owners
	Meet with the City to investigate requesting new trash receptacles and street furniture in the business districts where it is appropriate.	Identify parking solutions for each business district.	Medium	Ongoing	Business Owners, DCPE - Zoning Division
			Medium	1 Year	DOTE

Transportation Infrastructure					
Goal 1: Enhance pedestrian safety and roadway safety along main corridors.	Collaborate with the Ohio Department of Transportation (ODOT) and the City Department of Engineering (DOTE) to employ appropriate traffic calming techniques to ensure safe pedestrian travel.	Prioritize installation opportunities for speed cushions, bump outs and other traffic reducing techniques. Look into ideas to creating buffers between pedestrians and vehicles while aiming to promote pedestrian friendly opportunities along roadways and in front of businesses.	High	Ongoing	DOTE, ODOT, Metro DOTE, ODOT, Metro, Business Owners
	Identify unsafe intersections for pedestrian and to see which intersections need improvement.	Prioritize and catalog all major intersections throughout the neighborhood. Work with DOTE to obtain traffic volume numbers and accident data. Work with associated agencies to analyze funding options for priority pedestrian and roadway infrastructure improvements.	Medium Medium Medium	2-3 Years 1-2 Years Ongoing	WPHCC, Business Owners DOTE, OKI OKI, DOTE
	Continue educating the community regarding best practices in mobility and transportation while incorporating Complete Streets policies and designs in approaches.	Work with DOTE and ODOT to evaluate the use of Bus Rapid Transit (BRT) concepts along Glenway Avenue. Deploy smart technology innovations to improve safety, traffic flow, curb lane management, wayfinding, trip planning and parking. Develop streets that are conducive to walking, biking, transit, and development.	Medium Medium High	3-5 Years 3-5 Years 3-5 Years	DOTE, ODOT DOTE, ODOT, OKI DOTE, Green Umbrella, Tri-State Trails
	Research the benefits of a potential Thoroughfare Plan to help alleviate traffic congestion and mobility throughout the business districts.		Medium	2-3 Years	DOTE, The Port, ODOT

Goal 3: Continue the ongoing maintenance of assets.	Develop and enhance the aesthetic and identity of the major transportation corridors.	Aim to install and repair existing street furniture while promoting the usage of the Fix It Cincy mobile app.	High	Ongoing	DOTe, B&I, CSR
		Identify sidewalk and pavement priority areas that are in desperate need of repairs.	Medium	1-2 Years	DOTe, ODOT
		Look into the creation of Sidewalk Cleanup improvements.	Low	1-2 Years	DOTe, DPS
	Identify other resources for road improvements and safety.		Medium	Ongoing	DOTe, ODOT, OKI, DPS

Crime + Safety

Goal 1: Increase the actual and perceived safety in the business districts.	Promote a sense of confidence and security among visitors and residents in each of the business districts.	Increase police engagement, presence and visibility.	High	Ongoing	CPD
		Promote the Neighborhood Block Watch to continue collaboration with community officers and improve public safety.	Medium	Ongoing	NBW, CPD, WPHCC
	Foster trust between all members of the community.	Increase collaboration between and foster trust between residents and police in our community.	High	Ongoing	CPD, WPHCC
		Increase collaboration and foster trust between police and the Latino community.	Medium	Ongoing	CPD
		Increase collaboration between the Cincinnati Police Department and neighborhood stakeholders, business owners, and overall community.	Medium	Ongoing	CPD, WPHCC, Business Owners

Marketing					
Goal 1: Promote the history and pride of West Price Hill.	Increase the availability and access of neighborhood media and information to all residents and businesses.	Create a photo and video series that includes a variety of stories and experiences utilizing interviews with residents and resident taken photos.	Low	2-3 Months	WPHCC, PHW, Residents
		Create quarterly print marketing to be in neighborhood hotspots and residential zones identifying that quarter's events and new locations.	Low	Ongoing	Residents, PHW, WPHCC, PHHS
		Create a social media presence that will be managed by the West Price Hill Community Council.	Medium	Ongoing	WPHCC
		Update "Distinctly Suburban" logo and motto.	Low	3-6 Months	WPHCC
	Connect with local organizations to promote everything that West Price Hill has to offer.	Work with local high school media classes to serve as regular contributors to a library of content used by the West Price Hill Community Council for social or media print.	Low	1-2 Years	Western Hills, Elder, Seaton, CPS, WPHCC
		Support community tours with local partners (Price Hill Historical Society, etc.)	High	Ongoing	PHHS
		Explain to residents the best practices for reaching out to CDC's, Community Councils, City Council, and other organizations.	High	Ongoing	PHW, WPHCC, PHHS, City Council

Community Engagement					
Goal 1: Increase connections between people and information through accessible communication networks.	Spread informational tools through different ways of communication.	Create a tri-fold brochure highlighting the three business districts and neighborhood organizations.	Medium	3-6 Months	Business Associations, Business Owners
		Develop a neighborhood directory.	Medium	3-6 Months	WPHCC
		Identify and assign neighborhood captains to help spread communication.	Low	3-6 Months	WPHCC
	Promote and celebrate West Price Hill's positive assets through marketing and advertising.	Make press by regularly posting positive press and profiles about community spaces, features, parks, and schools.	High	Ongoing	PHW, PHHS, WPHCC, Residents
Goal 2: Promote a larger sense of community.	Bring community members, organizations, and residents together.	Increase involvement of the Community Council in the neighborhood.	High	Ongoing	PHW, WPHCC, Residents, Business Owners, PHHS
		Hold regular events such as block parties and festivals.	Medium	Ongoing	WPHCC, PHW, Business Associations
		Recruit and identify Block Captains/Rep/Influencers and mail a list of representatives to residents.	Low	1 Year	WPHCC, Residents

West Price Hill Neighborhood Plan Attitudinal Survey

Hello! As we are embarking on the West Price Hill Neighborhood Plan, we'd love to hear from you! Please take a few minutes to respond to the questions below. Surveys can be returned to Rachel Hastings at Price Hill Will in person or at rachel@pricehillwill.org.

What are your favorite memories about West Price Hill?

What are the best things about West Price Hill today?

What frustrations or challenges do you see in West Price Hill?

What ideas do you have for making West Price Hill the best it can be?

What would you be willing to do to make West Price Hill even better?

DOT Summary of ODOT Warsaw Ave Safety Study September 2020

ODOT Study Completed Summer 2020

Warsaw Ave – Glenway Ave to Grand Ave

Crash Analysis

- 376 crashes occurred in the Warsaw Ave corridor from 2016 through 2018.
- There were two (0.5%) fatalities, both involving pedestrians, during the study period.
- 111 (29.5%) crashes resulted in some level of injury.
- The highest concentration of crashes at an intersection was at the 5-point intersection of Glenway Ave, Quebec Rd, Seton Ave, and Warsaw Ave with a total of 79 (21%) crashes.
- The next highest concentration was at the Warsaw and Grand intersection with 36 (9.5%) crashes.
- 182 (48.4%) of the crashes were considered not intersection-related. The greatest concentration of crashes not at an intersection was between St. Lawrence Ave and Considine Ave.
- There was a total of 21 pedestrian crashes which consisted of 2 fatality-related crashes, 18 injury-related crashes, and 1 property damage only crash.

Crash Pattern & Contributing Factors

- Glenway Ave, Quebec Rd, Seton Ave, and Warsaw Ave: The crash patterns at this location are related to the non-standard traffic paths and configurations. The three pedestrian crashes can be contributed to the unusual vehicular paths and the high amount of pedestrian traffic in the area.
- St. Lawrence Ave, Enright Ave, and Warsaw Ave: The intersection traffic pattern/signal phasing is the main contributing factor to the intersection crashes. The adjacent mid-block pedestrian crashes may be related to long wait times for pedestrian crossings at the signalized intersection.
- Warsaw Ave between McPherson Ave and Considine Ave: More than 50% (11) of the pedestrian crashes occurred in this 0.4-mile section. Pedestrian crashes were in crosswalk and at unprotected midblock locations. Vehicular speed, lack of driver attention, and high pedestrian volumes appear to be contributing factors to the crash patterns in this area.
- Grand Ave and Warsaw Ave: Crashes at this intersection consisted mostly of angle/left turn collisions. There were 2 pedestrian crashes within the marked crosswalks. Turning movements are higher here than at other intersections, which is a contributing factor for the crash pattern.

Recommended Countermeasures

Short Term

- Road Diet (See attached Options 1-3): convert 4-lane cross section to 3-lane with center turn lane using pavement markings, which includes:
 - o Add left-turn lane at signalized intersections using pavement markings

- Improve signal timing/phasing, combined with pavement marking revisions
- Improve crosswalks with high visibility pavement markings
- Upgrade signal heads to LED lamps
- Remove Seton Ave approach to Glenway Ave, Quebec Rd, and Warsaw Ave intersection and adjust signal splits to improve signal operation (See attached Option A)

Medium Term

- Road Diet (See attached Options 1-3): installing curb extensions (bump-outs) and/or refuge islands at pedestrian crossings and improve crosswalk markings to incorporate curb extensions.
- Install RRFB (rectangular rapid flashing beacon) at midblock crossing between Purcell Ave and Considine Ave (See below for RRFB example, RRFBs are installed at Kroger driveway and Warsaw & Woodlawn)

Long Term

- Convert signal to roundabout at St. Lawrence Ave, Enright Ave, and Warsaw Ave
 - DOTE does not recommend due to the steep grades and necessary property acquisition required
- Realign Warsaw Ave approach to Glenway Ave, Quebec Rd, and Warsaw Ave to a single point across from Quebec Rd to improve signal operation and reduce pedestrian crossing distances (See attached Options B & C for intersection realignment)

-OR-

Convert Signal to roundabout at Glenway Ave, Quebec Rd, and Warsaw Ave

- DOTE does not recommend due to the steep grades and necessary property acquisition required



City of Cincinnati



Interdepartmental
Correspondence

July 20, 2020

To: Paula Boggs Muething, Interim City Manager

From: Ethel Cogen, NEP Manager
West Price Hill Neighborhood Enhancement Program (NEP)

Copies to: West Price Hill NEP Team

Subject: West Price Hill NEP Final Report

This is the Final Report for the West Price Hill NEP, which started March 1, 2020 and ended on June 30, 2020. A large kickoff event was held on March 4, 2020, in the parking lot of the community's selected NEP Signature project. Elder High School Steel Drum Band performed to an enthusiastic crowd. Not long after that, COVID-19 happened, drastically affecting all activities that required community interaction. This NEP Team has put forth an excellent effort in adapting to this unprecedented situation.

This report covers the activities of the Police Department, Buildings and Inspections Department and Fire Department which mainly cover the enforcement aspects of this project. Keep Cincinnati Beautiful, Public Services Department, Department of City Planning, Department of Transportation and Engineering, Recreation Department and the Department of Community and Economic Development provide customer/citizen assistance as part of the effort. Community Stakeholders in West Price Hill include the West Price Hill Community Council, Price Hill Will, Community Police Partnering Center, Santa Maria Community Services, Sheakley Boys and Girls Club, Warsaw Federal, PNC Bank, Huntington Bank, Keep Cincinnati Beautiful, First Financial Bank, Archdiocese of Cincinnati, Christ Church Cathedral, Elder High School and Seton High School. The NEP Fund, administered by Price Hill Will, raised \$34,000 to go toward the NEP Signature Project.

Community members decided that the NEP Signature project would focus on renovating buildings on Glenway Avenue between Gilsey and Iliff. Bringing back these dilapidated buildings to productive community use will have a positive ripple effect in the surrounding area. A family friendly restaurant and craft brewery are filling a need for local gathering places as identified by the community stakeholders.

Enforcement

Police District 3

The West Price Hill community requested an increased police presence in hot spots of their community, asking police to focus on traffic and parking violations and drug activity. District Three traffic enforcement officers provided speed enforcement in the NEP area. District Three's Neighborhood Liaison Unit and beat officers provided 70.75 hours of directed patrols concentrating on increased police visibility. District Three's Violent Crimes Squad conducted several plain clothes operations in the area.

The following is a summary of District Three's activity regarding the West Price Hill Neighborhood Enhancement Project (NEP) for the period March 4, 2020, thru July 4, 2020:

Speed Enforcement

District Three traffic/patrol officers targeted speed enforcement in the NEP area amounting to 17 traffic stops with 2 traffic citations. The targeted areas included:

- 4000 block of Glenway
- 1100 block of Beech
- 1200 block of Gilsey
- 4500 block of Glenway

Parking Enforcement

District Three NLU officers targeted parking violations in the NEP area resulting in 13 parking citations. Five vehicles were towed for overtime parking. The targeted areas included:

- 1200 block of Manss
- 1100 block Gilsey

Drug Enforcement

District Three's Violent Crimes Squad (VCS) and patrol officers targeted drug activity in the NEP area resulting in 34 misdemeanor and 5 felony arrests. The targeted areas included:

- 1200 block of Beech
- 1200 block of Iliff
- 1100 block of Gilsey

Crime

The following are Part 1 crime statistics for East Price Hill for the period March 4, 2020, thru July 4, 2020:

Homicide	1	0.0% reduction compared to the same period in 2019
Robbery	26	0.0% reduction compared to the same period in 2019
Rape in 2019	8	166.7% increase compared against the same period
Burglary 2019	58	32.6% reduction compared against the same period in
Auto Thefts 2019	32	13.5% reduction compared to the same period in
Thefts 2019	162	11.72% increase compared to the same period of

Miscellaneous

- 18 warrants served
- 19 contact cards
- 34 misdemeanor arrests
- 5 felony arrest

Contraband Seized

- 19 grams crack cocaine
- 4 Handguns
- 1 Crack pipes

Sustainability

District Three will continue to review crime statistics and neighborhood complaints on a weekly basis related to the Glenway corridor between Quebec and Rapid Run. As hot spots develop, District Three will commit resources to abate the issue(s).

Dpartment of Buildings and Inspections

During the past 90 days of the West Price Hill NEP, members of Property Maintenance Code Enforcement (PMCE) have been working diligently on properties along Glenway Avenue business corridor between Quebec Road and Sunset Avenue, in the NEP area. During the 90 days of the West Price Hill NEP, 26 properties on Glenway Avenue were found in violation of the Cincinnati Building Code (CBC). In addition, four "offending" buildings on the Glenway corridor were returned to code compliance and those cases are now closed. In the past 90 days PMCE conducted inspections throughout the West Price Hill NEP area in response to citizen complaints and on properties with pending CBC orders. 19 properties with CBC violation orders were re-inspected and found

returned to code compliance. Those case are now in "Closed" status. Although the NEP timeframe has come to an end, PMCE will continue to work with the community and property owners in maintaining all buildings in a safe and code compliant condition.

Fire

During the 90 days of West Price Hill's Neighborhood Enhancement Program, COVID-19 significantly changed the manner that the Cincinnati Fire Department was conducting business. For example, fire inspections were discontinued. However, fire hydrants were serviced.

The Fire Department's focus was on the delivery of emergency services

During the blitz period, the Cincinnati Fire Department Engine 24, Ladder 24 and Medic 24 were very active responding to emergencies in the West Price Hill area with total responses by fire companies of **919** incidents.

The following is a breakdown of the responses by the fire companies:

Medical Runs = 762

Fire Response Runs = 157

The Fire Department is happy to have a part in the Neighborhood Enhancement Program's efforts in the West Price Hill, and we look forward to contributing towards the continued success of that area.

II. Community Enhancement/Citizen Assistance **Department of Public Services (DPS)**

In a good faith effort, the Department of Public Services planned to service West Price Hill as much as possible during COVID-19. Several of the cleanup programs were cancelled. Since March, DPS was able to provide corner can collection on Fridays only.

Corner Can Collection

Action: On the below dates, DPS scheduled a sanitation crew to collect all corner cans to prevent them from overflowing.

March 6th, 13th, 20, & 27th

April 3rd, 10th, 17th, & 24th

May 1st, 8th, 15th, 22nd, & 29th

June 5th, 12th, 19th, & 26th

In the future, DPS will continue to try and schedule a sanitation crew to collect corner cans on Fridays only.

Keep Cincinnati Beautiful

KCB hosted a flower giveaway in early June to support beautification efforts in the NEP zone and the entire Price Hill Area. Six different community groups received over 15 trays of flowers to be planted by volunteers in gateways and public greenspaces around the neighborhood.

On June 12th, as a part of KCB's Future Blooms Program, KCB staff painted the barricades on 3717-3719 Glenway Avenue with a windows and doors facade. The property was previously boarded and collecting trash and hazardous materials along the sidewalk. This low-cost, high-impact solution to vacancy not only helps reduce graffiti and dumping, but it has also shown to reduce crime by 15% and blight by 17% while increasing economic development in the area by 48%. By painting the barricades this project creates a cleaner, safer environment and will encourage positive behavior and use of the space.

KCB will continue to support the West Price Hill community beyond the NEP through Education, Arts, Environmental Services, Greenspace, and Volunteer Programming.





Community and Economic and Development

The Department of Community and Economic Development (DCED) assumed the responsibility for coordinating and leading the West Price Hill initiative. Economic Development Division continues to work closely with Price Hill Will on the NEP Signature project.

Transportation & Engineering (DOTE)

DOTE is pleased to report on accomplishments in West Price Hill (WPH) as a result of the Neighborhood Enhancement Program (NEP). The WPH Community Council (WPHCC) provided a wish list. Items on the list within the purview of DOTE fell into short-term and long-term items. In general, long term items identified are being addressed through a community neighborhood planning process that was kicked-off congruently with the WPH NEP program. Despite delayed coordination due to COVID19 Virus social distancing mandates, progress was made on both short and long-term items.

Prior to the WPH Kick-off, DOTE was engaged with ODOT on a Safety Study for Warsaw Avenue (between Glenway and Grand Avenues) that included some proposed improvements at Glenway, Warsaw, Seton, & Quebec Avenues. The study was recently completed but due to COVID has not yet been presented to the communities. Due to COVID and recent Budget cuts (2020-21), estimated time frames are pending (TBD); however, some items are being addressed with DOTE Vision Zero Funding, such as crosswalk restriping, converting standard crosswalks to zebra crosswalks, and

pavement tattoos that say “25 MPH” on the roadway. These projects are planned for WPH this year, as well as some signage upgrades around schools or crossings.

Short Term Projects

Generally resolved within the 90-day NEP time frame, short term projects, such as street pavement markings and supplemental traffic signs are currently ‘in progress’ for completion in 2020, but all work is subject to change due to shifting resources as a result of COVID and budget cuts.

DOTe Street Rehabilitation is programmed on a 3-year neighborhood cycle, so staff will address WPH worst case pavement conditions in 2021. Some pavement work is being done due to recent Cincinnati Water Works activity in Glenway Avenue from Seton to Sliker Avenues.

Short term projects identified are:

Crosswalk Marking Improvements

- Beech and Glenway Av
- Sunset and Glenway

Pavement Condition Improvements

- Glenway, Carson to Warsaw * (on WPH NEP Wish List but in EPH)
- Glenway, Rapid Run to Parkside Ct *

Signs/Signals - Additions and Replacement

- St. Williams/Sunset - warning of new stop before intersection
- Additional ‘25 mph’ speed limit signs - Glenway, Crookshank to Sidney* (work order placed)
- Eliminate parking - Glenway at Warsaw (completed)

Long Term Projects

Long-range item categories include intersection reconfigurations; traffic signal changes; curbside parking removal; bike facilities; pedestrian enhancements; bus route modifications; and traffic calming/road diets. A dozen long-term projects from the WPH NEP Wish List will be vetted through the ‘Belong, Be Strong: WPH’ neighborhood plan initiative when it resumes. The Cincinnati City Planning Department is facilitating the planning process and community outreach, likely subject to COVID safety guidelines. Several items were already discussed during a transportation focus group session at a pre-COVID public charrette in WPH, and other items were considered during the DOTE-ODOT Safety Study, which will be presented to the community. Some items require coordination with partner agencies such as METRO. The long-term items will continue to be monitored with status updates pending future community and agency coordination. Although the DOTE Street Calming Program funding was cut in 2019, DOTE continues to search for grants and other funding sources for ROW safety improvements.

Long term projects for further consideration:

- Five Points Intersection * - Quebec; Glenway; Seton; Warsaw; St. Lawrence (ODOT Safety Study)

- traffic
 - roundabout
 - slow down cars
- Cleves Warsaw & Guerley *
 - Turn light at onto Glenway Avenue
 - Consider eliminating left turn lane - Glenway at Cleves Warsaw
- Glenway Av (trade-offs TBD)
 - Road diet
 - Center left turn lane
 - Bike lanes
 - 24-hour parking
- Too many offset intersecting streets (Concept plan to be vetted in Neighborhood Plan process)
- More pedestrian friendly; parking; walking (Funding/sponsor TBD)
- Multiple Bus Route/Stop Issues (Rapid Run, #32, benches)
- Traffic calming on W. 8th Street at Overlook
- Close/dead-end Academy at W. 8th
- Streetcar

(*) NEP wish list items that extend beyond the NEP boundary

III. Community Stakeholders

Price Hill Will

Since the kickoff event on March 4, PHW has worked with our architect (Denis L. Back and Associates) and surveyor (Leesman Engineering) to measure PHW's buildings between 4022-4042 Glenway. This is the site of the WPH NEP signature project. Our goal is to determine if our concept plan for joining the buildings under one roof for a craft brewery and restaurant is feasible. Denis Back completed measured drawings of the buildings and Leesman surveyed the parcels and did elevation measurements of the buildings so we could determine the change in floor level from building to building. The good news is that the buildings line up very well and we continue to believe joining them is very possible.

As a next step, we'd intended to begin working on proposed new floorplans that would be more detailed than our concept plan. Unfortunately, this has been paused due to COVID19. To move to this next phase, we need input from our developer partner, Daffin Development; our craft brewery, Verge Brewing; our restaurant partner, Cafeo Hospitality; City of Cincinnati DCED staff; and Price Hill Will. Unfortunately, due to COVID, many DCED staff were furloughed for several months. Also, Cafeo Hospitality had to shut down all of their restaurants being closed do to the Governor's orders. Some of Cafeo's restaurants have reopened in the last few weeks, but with all of the

challenges in operating a restaurant with new social distancing and hygiene guidelines in place, we haven't wanted to distract the Cafeos at this time. Thankfully, our craft brewery partner, Verge Brewing, has used this time to perfect beer recipes, interview some interior designers, and continue to flesh out their business plan.

Also in the last few months, PHW hired SBE/MBE subcontractors to do some minor repair and stabilization work on our 4022-4042 Glenway buildings. We had minor roof repair completed at 4036 Glenway (there was an active water leak), remediated asbestos at 4026 Glenway, and did interior cleanout of debris at all addresses. In many buildings, we also removed dropped ceilings and moldy carpet so we could better examine the condition of historic tin ceilings and wood/tile floors - this will be important as we work on renovation plans as we'd like to maintain as much original character as possible.

PHW allowed the PH Safety CAT to use our lots on Glenway to organize the Price Hill Block Clean-up on May 16:
<https://www.facebook.com/events/534177753934706/>
<https://www.facebook.com/events/534177753934706/>. For this social distanced cleanup, the Safety CAT distributed bags and gloves and encouraged families to do litter pickups together in an area of WPH of their choosing. We asked folks to get rid of bags in their home toter if possible. The weather was not great, but we had pretty good participation and got some great photos! Some folks have continued this work past May 16.



Community Police Partnering Center

The Community Police Partnering Center served as a consultant helping the West Price Hill Community Council form a joint Youth Council with East Price Hill. The formation of the Youth Council was considered a companion project for the West Price Hill NEP (Neighborhood Enhancement Program). The project had the full support of Laura Hamilton, president of the West Price Hill Community Council and Sheila Rosenthal, president of the East Price Hill Improvement Association (EPHIA).

Groups participating in forming the joint youth council are West Price Hill Community Council, East Price Hill Improvement Association, The Boys and Girls Club of America, the Cincinnati Police Department and its PIVOT Unit, Price Hill Safety CAT and the Community Police Partnering Center.

The Joint Youth Council Working Group were concerned about a group of juveniles that had been approaching people, assaulting them and taking their cars. The group's concerns were growing incidents of Part 1 crimes, the impact of gangs on neighborhood youth, the lack of parental control and programs or services available to youth, and the impact the youth were having on the neighborhood. During the discussion, the group used the problem solving tool SARA (Scanning, Analysis, Response and Assessment) to how to best serve the youth in both West and East Price Hill.

Because of the COVID-19 public health crisis the Joint Youth Council Working Group is now on hold. The public health crisis has shifted the priorities of the neighborhoods. They realize that problems with the youth continue and are being exacerbated by the shutdowns ordered by the public health crisis. The Partnering Center is staying in touch with both neighborhoods and believe the project can be restarted in the future.

The Port

- **3104 Warsaw:** Stabilization of 3104 Warsaw to abate nuisance conditions is well underway through the Historic Stabilization program at The Port's expense. Working with SSRG, we have completed substantial asbestos remediation and abated the majority of nuisance conditions. The remaining scope of work, which includes installation of a new roof, will wrap up in March 2020.
- **3517-3519 Warsaw:** The HCLRC completed stabilization of this structure in December 2019; The property is currently listed with a realtor to boost exposure and attract an end user; interested parties are still required to go through the Landbank's application process, which allows the team to vet for applicant eligibility, adequate financing, and feasibility of proposed development plan, timeline, design, and proposed end use. The Port has partnered with Cincinnati Police to monitor this site in the meantime. Additionally, HCLRC has further secured the site with fencing in collaboration with CPD and neighbors on Warsaw.
- **3624 Warsaw** – The HCLRC will be stabilizing this structure on behalf of the Port sometime this year – it will likely include some demolition of non-historic additions to the building. The stabilization is in queue and will likely commence Q1 or Q2 2020.
- **1016 Ross Ave:** The Port has completed the rehab of 1016 Ross through the REACH program and will be listed to the MLS in the coming days.
- The Landbank through our NIP program demolished 9 structures in 2019.

September 08, 2022

Cincinnati City Council
Council Chambers, City Hall
Cincinnati, Ohio 45202

Dear Members of Council:

We are transmitting herewith a Resolution (B Version) captioned as follows:

APPROVING the *Belong, Be Strong: West Price Hill* plan as the planning guide for the West Price Hill neighborhood.

Summary:

The *Belong, Be Strong: West Price Hill* plan is the result of three years of hard work and dedication from the passionate residents and community members of West Price Hill. Although the COVID-19 pandemic paused planning efforts temporarily, the neighborhood leadership became reinvigorated and revitalized the planning process. Community members invested hundreds of hours solely dedicated to this effort, continually expressing what they loved about the neighborhood and the challenges to identify and improve upon to continue loving it as much as they do. This plan represents the strategic vision to implement all the goals and strategies identified by the community and outlines a 5-to-10-year structure to improve the business districts and surrounding areas.

The City Planning Commission recommended the following on August 5, 2022, to City Council:

APPROVE the *Belong, Be Strong: West Price Hill* plan as the neighborhood's guiding comprehensive plan document.

Motion to Approve: Mr. Samad

Ayes:

Mr. Eby
Ms. McKinney
Mr. Samad
Ms. Sesler
Mr. Stallworth
Mr. Weber

Seconded: Ms. Sesler

THE CITY PLANNING COMMISSION



Katherine Keough-Jurs, FAICP, Director
Department of City Planning and Engagement

Date: September 8, 2022

To: Mayor and Members of City Council

202201713

From: Sheryl M. M. Long, City Manager

Subject: Liquor License – New

FINAL RECOMMENDATION REPORT


OBJECTIONS: Cincinnati Police Department

This is a report on a communication from the State of Ohio, Division of Liquor Control, advising of a permit application for the following:

APPLICATION: 7082783
PERMIT TYPE: NEW
CLASS: D1 D2 D3
NAME: PRICE RESOURCES LLC
DBA: NONE LISTED
2735 COLERAIN AVE
CAMP WASHINGTON TWP
CINCINNATI, OH 45225

As of today's date, the Department of Buildings & Inspections provided no comment with their investigation.

On July 19, 2022, Camp Washington Community Council was notified of this application and do not object.



Police Department Approval

David M. Laing, Assistant City Prosecutor
Law Department - Recommendation
Objection No Objection

MUST BE RECEIVED BY OHIO DIVISION OF LIQUOR CONTROL BY: September 9, 2022

September 8, 2022

TO: Mayor and Members of City Council 202201716
FROM: Sheryl M. M. Long, City Manager
SUBJECT: Lead Poisoning Data and Action

Reference Document #202200848

The council at its session on April 13, 2022, referred the following Motion number 202200848 for review and report.

WE MOVE that, the Administration report to Council on available data regarding the issue of lead poisoning.

WE FURTHER MOVE that, the report should cover existing data gathered on both of the main sources of lead poisoning in our region (lead paint and lead pipes), as well as relevant research and data collection initiatives planned for the future;

WE FURTHER MOVE that, the report should include recommendations and a feasibility analysis for projects to address lead poisoning, particularly concentrating on ways in which the Health Department and Water Works can work together.

cc: Verna Arnette, Interim Executive Director, Greater Cincinnati Water Works
Grant Mussman, MD, Interim Health Commissioner, Cincinnati Health Department



A Service of The City of Cincinnati

**GREATER CINCINNATI
WATER WORKS**



Council Motion 202200848

Initial Report

September 8, 2022

Report Goal

This report is intended to inform local policymakers about lead poisoning in Cincinnati in response to city council's request (*Motion 202200848*). It will discuss local lead hazards and how it affects Cincinnatians. This report will cover existing mitigation strategies and lead abatement projects in the City of Cincinnati and proposed recommendations and feasibility analysis for reducing exposure to lead hazards to address childhood lead poisoning.

Report Outline

1. The Scope of Lead Poisoning in Cincinnati
2. Health Department Lead Program
3. GCWW Enhanced Lead Program
4. Proposed Synergies and Feasibility to Reduce Lead Poisoning

Executive Summary

Lead poisoning is a condition that can cause severe health problems in children, from developmental delay and learning problems in low quantities to severe neurological problems like seizures or death at very high levels. A normal lead level is zero. In 2021, 3.0% of children tested for lead had elevated blood lead level (average level = 10.1 $\mu\text{g}/\text{dL}$). Cases of elevated blood lead levels in Cincinnati are commonly associated with exposure to lead paint and dust in the living environment. Lead pipes in the water supply have caused catastrophic poisoning events in other communities such as Flint, Michigan.

The Cincinnati Health Department (CHD) and Greater Cincinnati Water Works (GCWW) have long-established programs targeting various lead risk factors to mitigate exposure. GCWW has undertaken a large project of lead pipe replacement within Greater Cincinnati. CHD has an ongoing program that focuses on reducing blood lead levels in elevated children by abating hazards in the child's environment but does not have a program similarly scaled to address exposures from the current housing stock in the city.

Synergies can be found between the departments to work together on educational interventions and the pursuit of grant funding for lead remediation programs. Overall, housing stock abatement efforts could be targeted to high-risk and low-income areas with additional funds.

Lead Poisoning Background

Where is Lead Found

Deteriorating Lead Based Paint

- Paint for Housing Pre-1978
- Paint for Toys Pre-1978
- Ceramic Glazes

Deteriorating Lead Pipes

- Lead Service Lines
- Pipes with Lead Solder
- Lead Goose Necks
- Galvanized and corroded pipes and faucets

Soil

- Deteriorating particles from leaded paint chips, leaded gasoline, and contaminated water present in soil.
- Any lead containing items in the environment that settle into soil.

Cultural Items

- Unregulated Herbs and Spices
- Unregulated Cosmetics
- Ceremonial Powders
- Jewelry

Hunting

- Lead Ammunition
- Lead Fishing Lures

Gasoline

- Automotive Anti-Knock Additives Pre-1995
- Aviation Gasoline

Effects of Lead Poisoning

Prenatal and early childhood exposure to lead can disrupt the natural development process, making children under six, including during pregnancy, the most vulnerable to lead poisoning.

Symptoms In Children



- Development delays
- Irritability
- Loss of appetite
- Weight loss
- Fatigue
- Nausea
- Hearing loss
- Seizures

Adults



- High blood pressure
- Joint and muscle pain
- Headaches
- Abdominal pain
- Mood disorder
- Reduced follicle/sperm count

Pregnant Women and Newborns



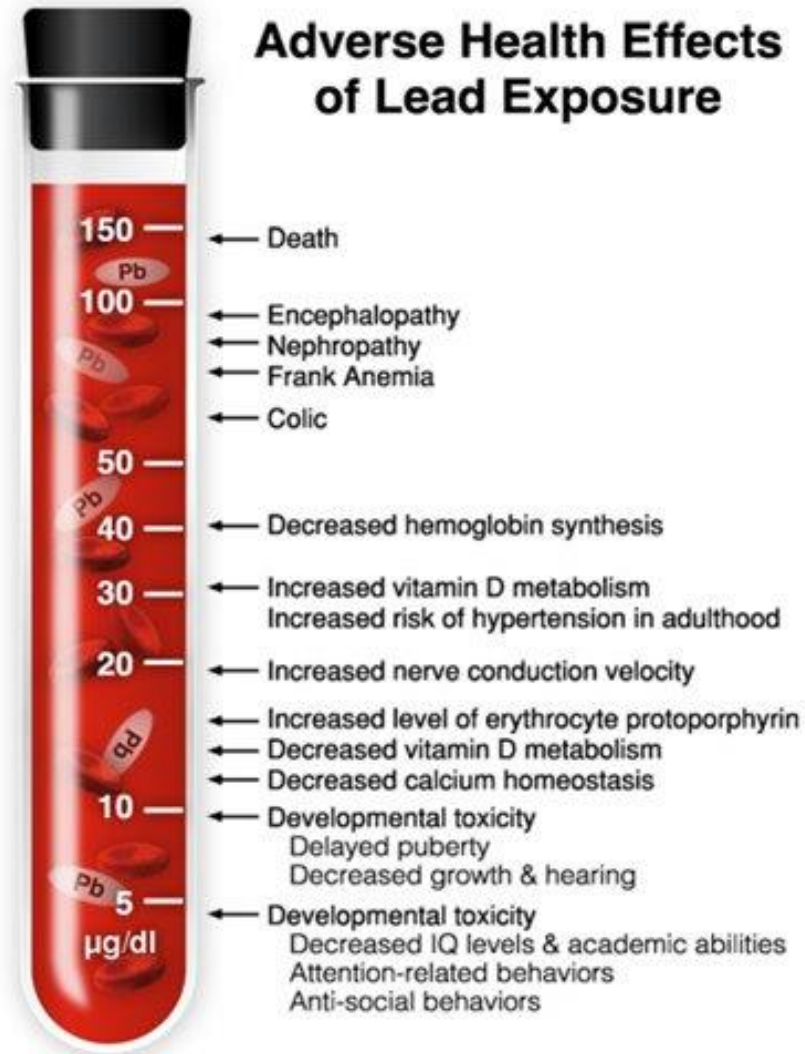
- Miscarriage
- Mood swings
- Anemia
- Newborn premature birth
- Low birth weight
- Slowed growth
- Newborn Lead Exposure via Breastmilk

Lead in the Body

- Lead poisoning occurs when lead builds up in the body over a series of months or years.
- Lead enters the body when lead is consumed, inhaled, or absorbed through the skin.
- Lead poisoning can be hard to identify without a blood lead test since symptoms appear slowly over time.



Effects of Elevated Blood Lead Levels

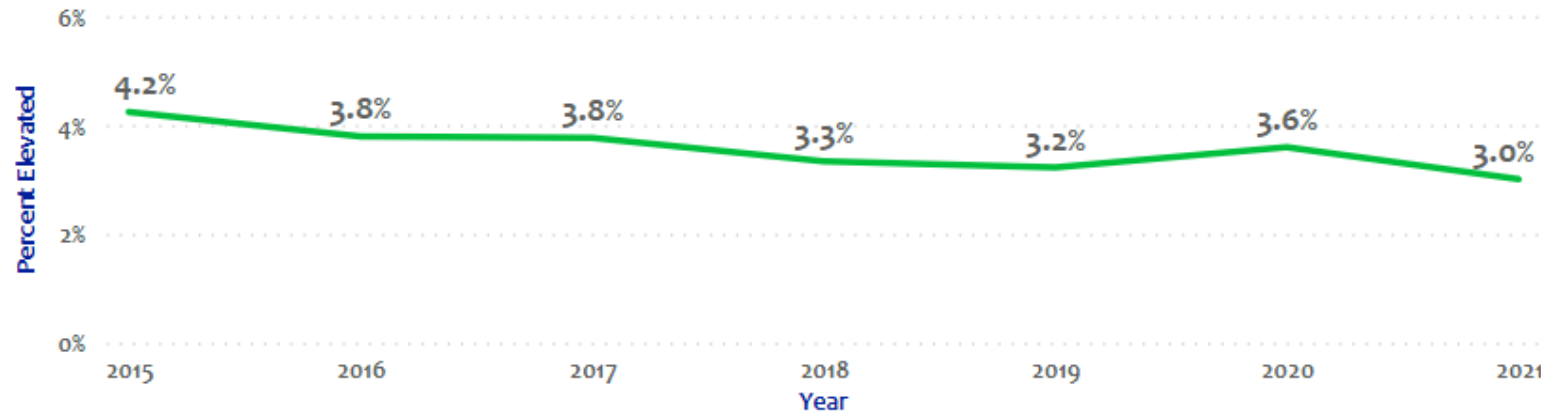


According to the Center for Disease Control and Prevention (CDC) **there is no safe level of lead.**

- In 1991, the advisory committee on Childhood Lead Poisoning Prevention (ACCLPP) defined Elevated Blood Lead Level (EBLL) greater than or equal to 10 µg/dL as "a blood level of concern".
- In 2012, that blood reference value (BLRV) was revised to EBLL at or above 5 µg/dL.
- In 2021, the CDC reference level has been decreased to 3.5 µg/dL. The impact on health program actions will be determined by Ohio Department of Health.

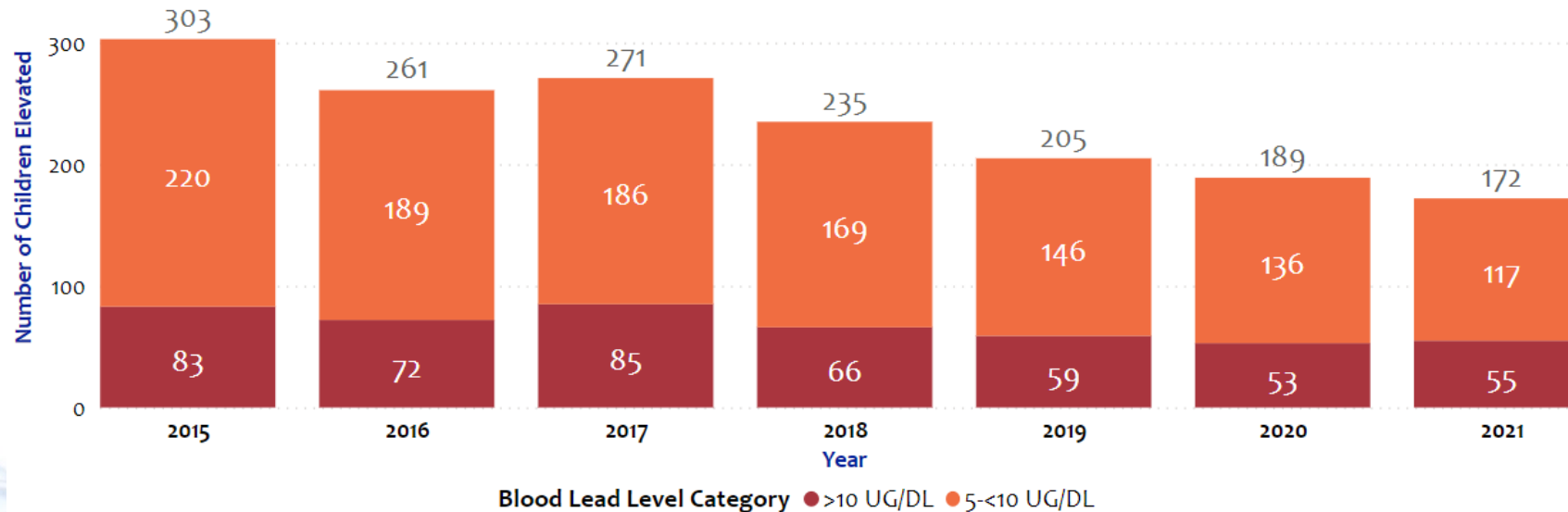
Children with Elevated Blood Lead Levels in Cincinnati

Percent of Children Tested with Elevated Blood Lead Levels



On average, 3.6% of children under six tested for lead had EBL from 2015-2021.

Breakdown of Elevated Children Under 6 Tested by Year

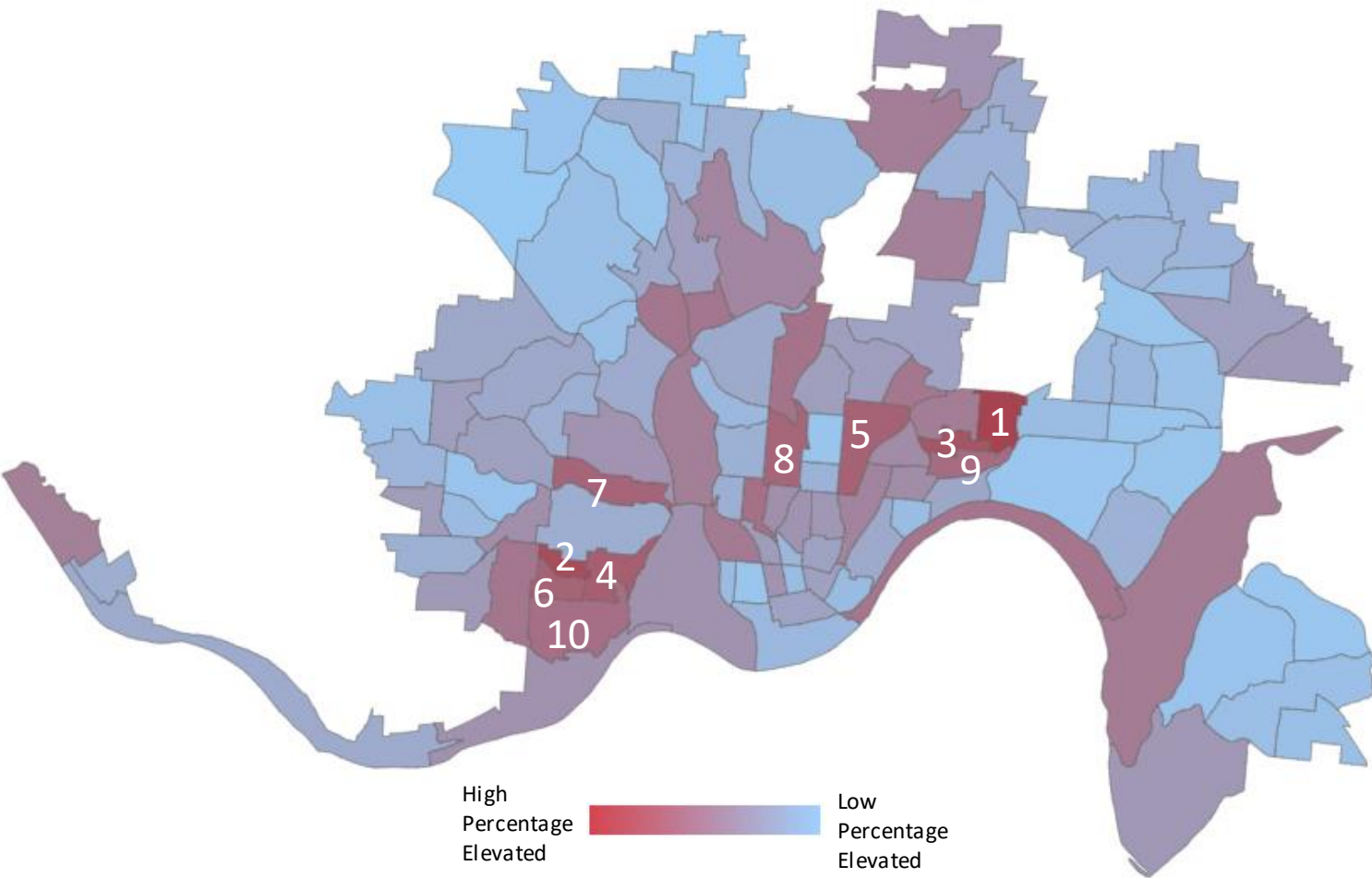


In Cincinnati from 2015-2021 among elevated (≥ 5 $\mu\text{g}/\text{dL}$) children:

- mean 10.1 $\mu\text{g}/\text{dL}$
- median 7.0 $\mu\text{g}/\text{dL}$
- max 108.8 $\mu\text{g}/\text{dL}$

Children with Elevated Blood Lead Levels in Cincinnati

Average Percent Elevated by Census Tract (2015-2021)



Highest Rate of Elevation	Census Tract (Neighborhood)	Average Annual Percent Elevated
1	40 (Evanston)	10.7%
2	94 (East Price Hill)	10.1%
3	39 (Evanston)	9.4%
4	93 (East Price Hill)	8.7%
5	270 (Avondale)	8.4%
6	95 (East Price Hill)	8.4%
7	272 (South Fairmount)	8.3%
8	30 (CUF)	8.1%
9	41 (Evanston)	7.7%
10	96 (East Price Hill)	7.5%



Health Department Lead Program

High Level Breakdown of CHD Lead Program

Childhood Blood Lead Testing

- Lead Testing for Children 6 years and under is **required** in the state of Ohio.
- Ohio Dept of Health (ODH) sends a refferral to CHD for children under the age of 6, with an EBLL of 5 µg/dL or higher who live within Cincinnati jurisdiction.

Case Management

- Cincinnati Health Department Nurses contact the families and complete a case investigation and provide education materials on lead hazards and prevention.
- Case Management is done for all children who have an EBLL of 5 µg/dL or higher.

Risk Assessment

- For children with EBLL of 10 µg/dL or higher, an Environmental Health Specialist will conduct a site visit to collect soil, dust, and water samples for analysis of possible lead hazards in the home.

Orders Are Issued

- Orders to abate lead hazards are issued to the property owner based on the findings of the risk assessment. Orders to vacate may also be issued if the property is deemed unsafe for tenants.

Lead Testing

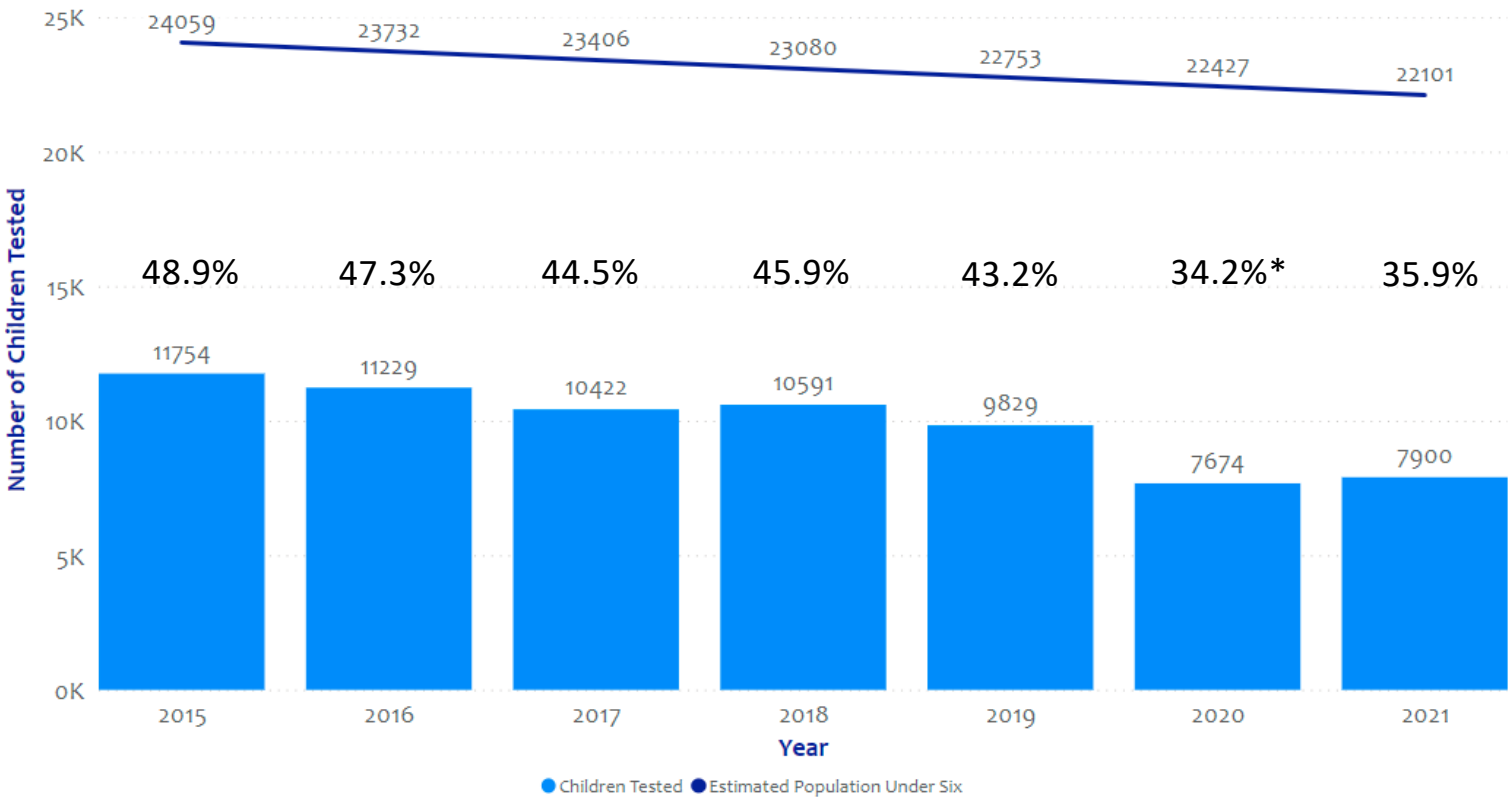
Ohio is ranked 5th nationally and Cincinnati ranks 2nd in Ohio for the highest number of lead poisoned kids.

Testing: It is Ohio law that all children should be tested for lead per Ohio Administrative Code 3701-30. The code outlines that it is the primary health care provider's responsibility to test all children aged one and two, with additional testing for children under six if they are considered to live in a high-risk environment. According to the Ohio Department of Health, **all of Hamilton County is considered high-risk.**

Childhood Blood Lead Testing in Cincinnati

Cincinnati Children Under 6 Tested by Year

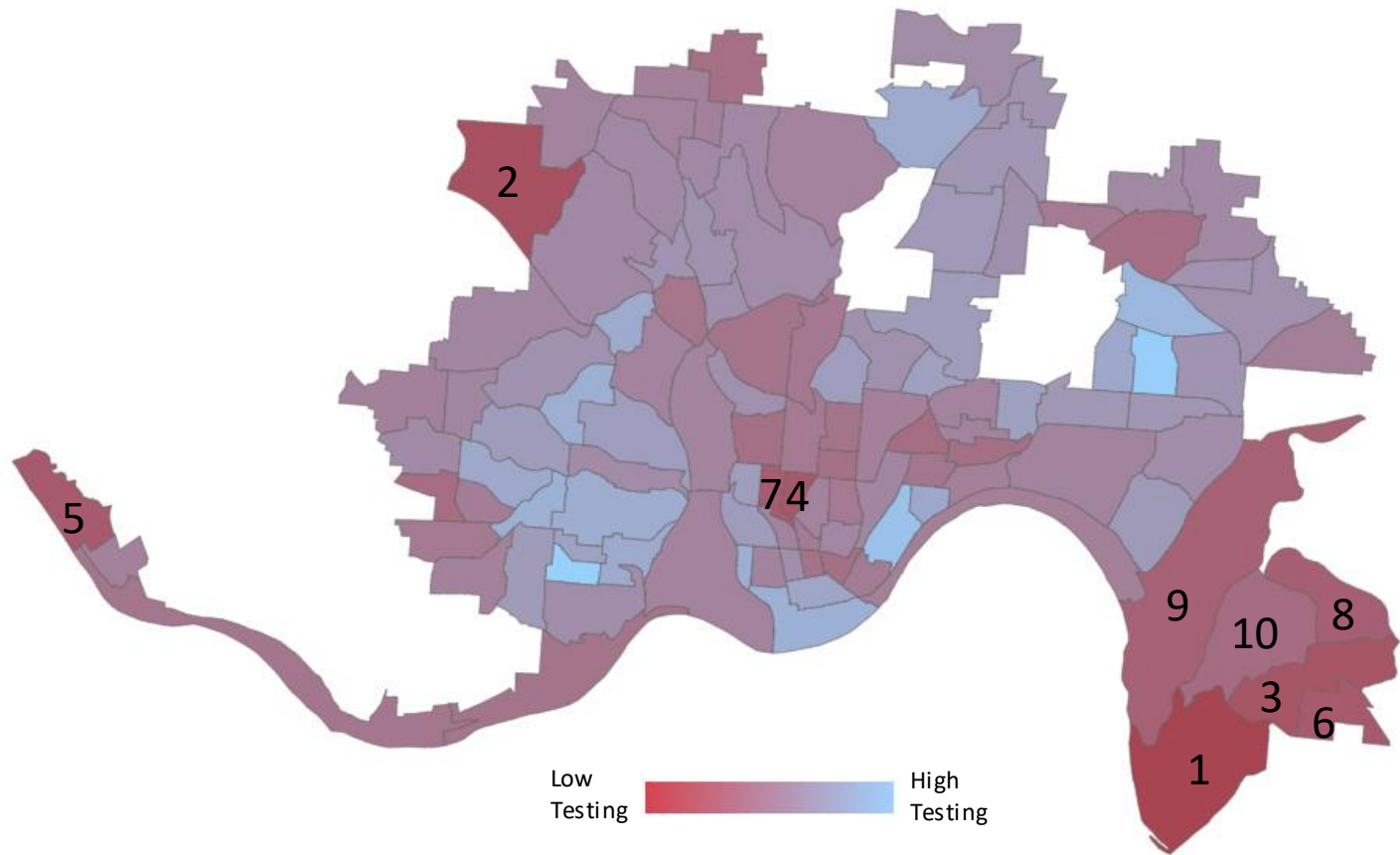
- City-wide Blood Lead Level testing has decreased over the past 7 years.
- A significant decrease in testing was observed in 2020 from the prior year. This is suspected to be a result of the COVID-19 pandemic.



The Population of children under six years who reside within city limits is a linear regression of population change from U.S. Census data from 2000-2010, data is provisional and subject to change. $\alpha = 0.05^*$

Childhood Blood Lead Testing in Cincinnati

Average Percent Tested by Census Tract (2015-2021)

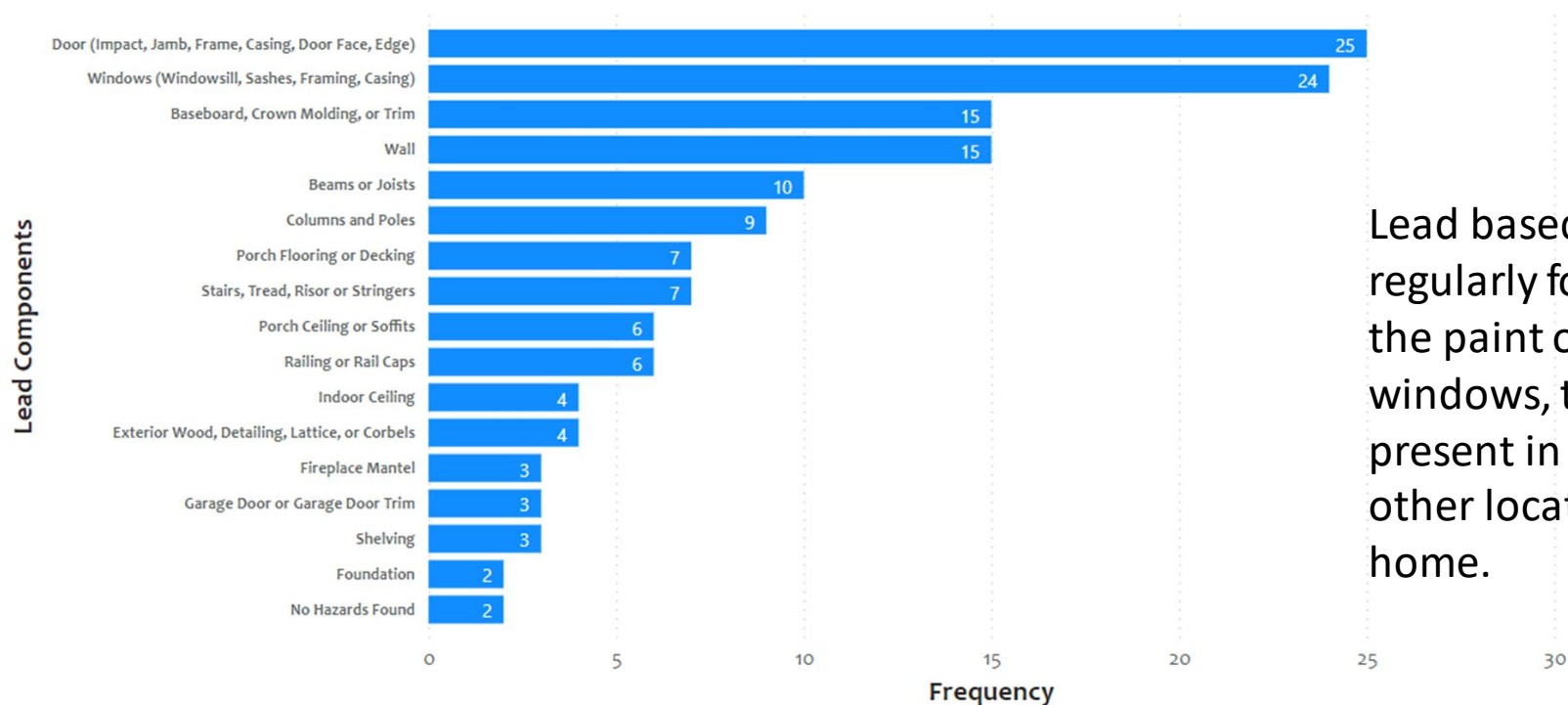


Lowest Testing	Census Tract (Neighborhood)	Average Annual Percent Tested
1	45 (California)	5.97%
2	208.11 (Mt. Airy)	10.43%
3	46.02 (Mt. Washington)	11.91%
4	25 (CUF)	13.21%
5	106 (Sayler Park)	13.70%
6	46.03 (Mt. Washington)	13.70%
7	26 (CUF)	14.55%
8	46.04 (Mt. Washington)	15.59 %
9	47.02 (Linwood)	16.23%
10	46.05 (Mt. Washington)	19.89%

Where is Lead Found in Cincinnati

- Based on a sample of 30 Risk Assessments of homes with children with elevated blood lead levels from 2020-2021, hazards such as lead paint and lead dust were present in most homes.
- Risk assessments test for lead paint, lead dust, and lead traces found in soil and water.

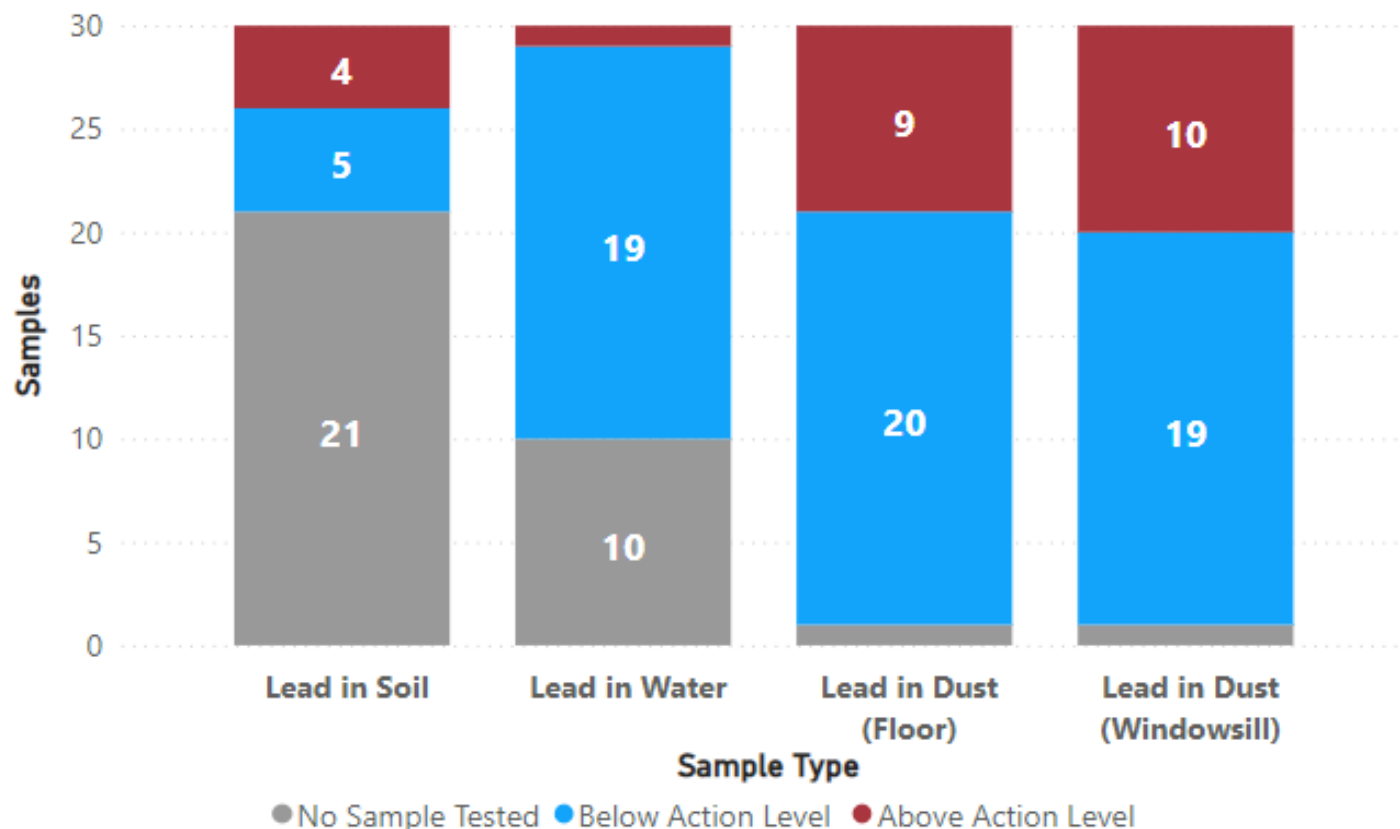
Possible Lead Exposures from Samples taken in 30 Risk Assessments 2020-2021



Lead based paint is regularly found primarily in the paint of doors and windows, though it is present in many other locations in the home.

Where is Lead Found in Cincinnati, Continued

Breakdown of Lead Sample Findings from 30 Risk Assessments (2020-2021)



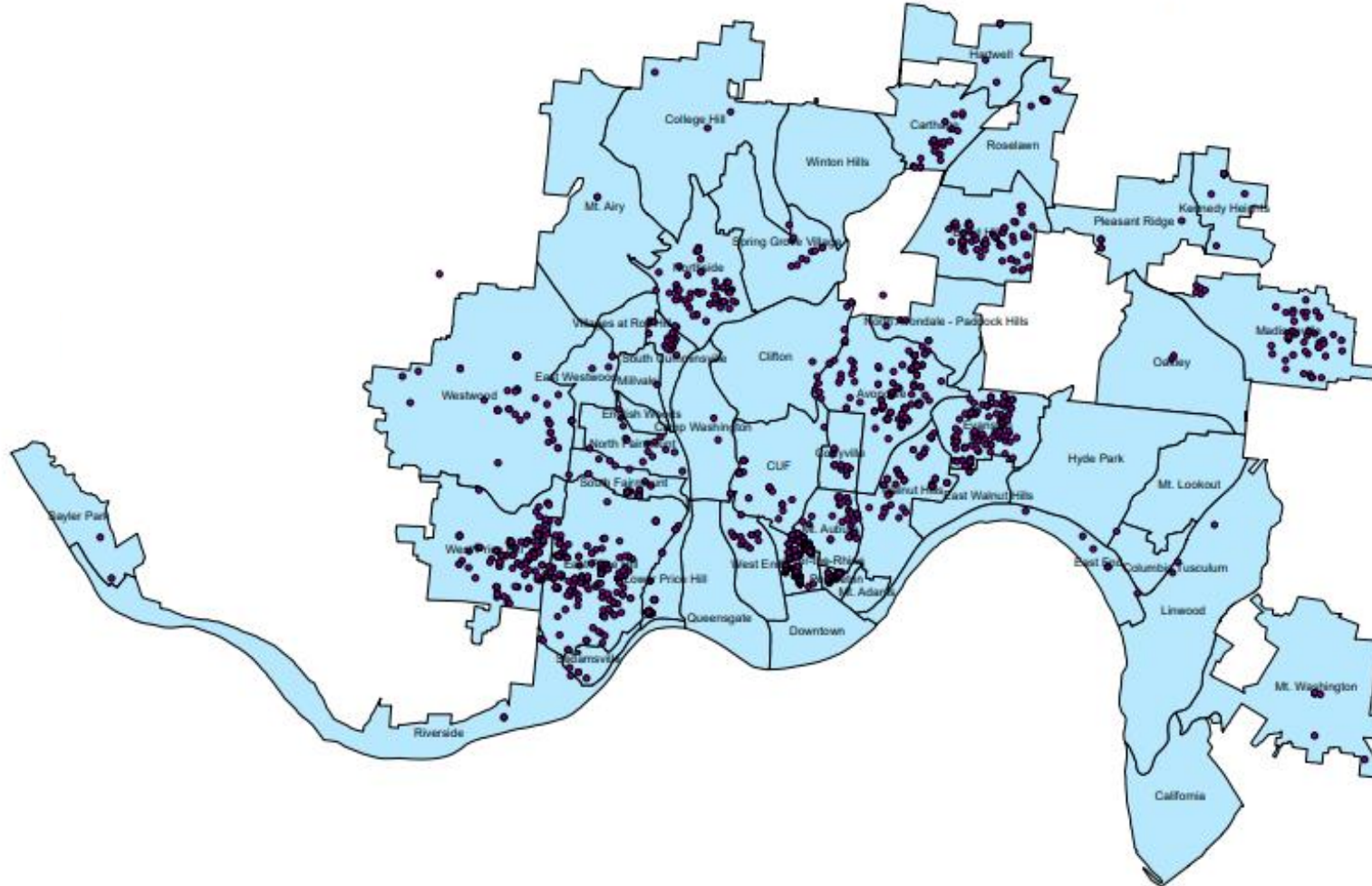
When lead paint peels or cracks, it makes lead chips and dust that can be found in areas of high friction or rubbing such as windowsills and doorways or could accumulate in the soil. During risk assessments, CHD takes dust and soil samples and tests them for lead. Water samples are taken and sent to GCWW to test for lead.

Each sample has a threshold, referred to as an action level at which immediate action to remove the lead hazard is required.

- Soil Sample in play area $\geq 400 \mu\text{g/g}$
- Water Sample $\geq 15 \mu\text{g/L}$
- Dust Sample, Floors $\geq 10 \mu\text{g/ft}^2$
- Dust Sample, Windowsills $\geq 100 \mu\text{g/ft}^2$

Lead Remediations to Date

Distribution of City of Cincinnati Lead Abated Properties



Since 2008, CHD has worked to abate ~1600 units, most of which were results of lead poisoning in children. The HUD grant covers approximately \$10,000 to abate lead hazards per unit.

*Note: This does not include properties abated by homeowners.

Current Funding for CHD lead Program

Program Name	Fund Source	Administering Agency	Focus	Eligibility
General Fund <i>(~\$1,020,000 annually)</i>	City	CHD	Case Management, Environmental Risk Assessment & Administration	All Children with Lead Levels of 5ug/dL and above
CDBG (Community Development Block Grant) <i>(\$200,000)</i>	Federal	CHD / Department of Community and Economic Development	Environmental Risk Assessments	All Children with Lead levels of 10 ug/dL and above
HUD (Housing and Urban Development Grant) <i>(\$3,500,000 over three years)</i>	Federal	CHD / Department of Community and Economic Development	Remediation of Lead Hazards (up to \$10,000 worth of work per unit) Covers ~200 units over 3 years	Low-income (80% AMI) families with kids under 6 years of age
Medicaid Reimbursement <i>(~\$72,000 annually)</i>	State	CHD / ODH	Environmental Risk Assessments of Children on Medicaid	Children on Medicaid

GCWW Enhanced Lead Program

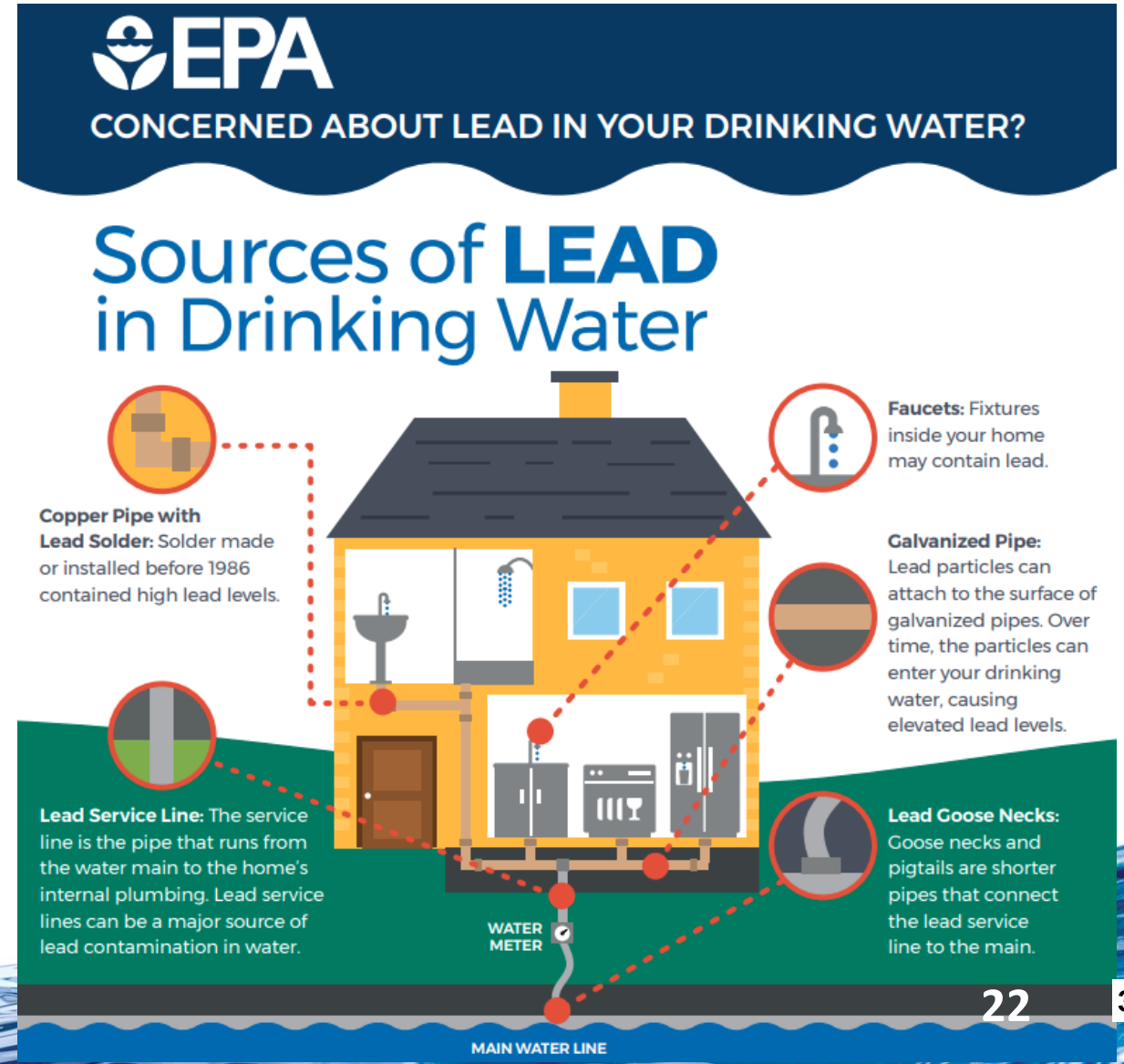


GCWW Water Quality

Cincinnati's water is lead-free when leaving the water treatment plant and in water mains. Lead can be introduced to the water from lead services lines and internal plumbing fixtures with lead.

The solution for mitigating lead risk in drinking water:

- Removal of lead service lines.
- Removal of lead bearing fixtures within the home.
- Water corrosion control treatment.
- Using water filters.
- Flushing after long periods of stagnation.



High Level Breakdown of GCWW Lead Program

Water Corrosion Control Treatment

- Water is treated to create a protective coating inside lead service lines to minimize the lead leaching into water.

Education and Outreach

- Lead service line look-up map available to the public.
- Lead website with resources and information.
- Free water testing available upon request.

Lead Service Line Replacements (LSLR)

- LSLR on water main projects
- One-off LSLRs for missing meters, leaks and high lead.
- Provide free water filter kits after LSLR
- No cost to customer

Water Corrosion Control Treatment (CCT)

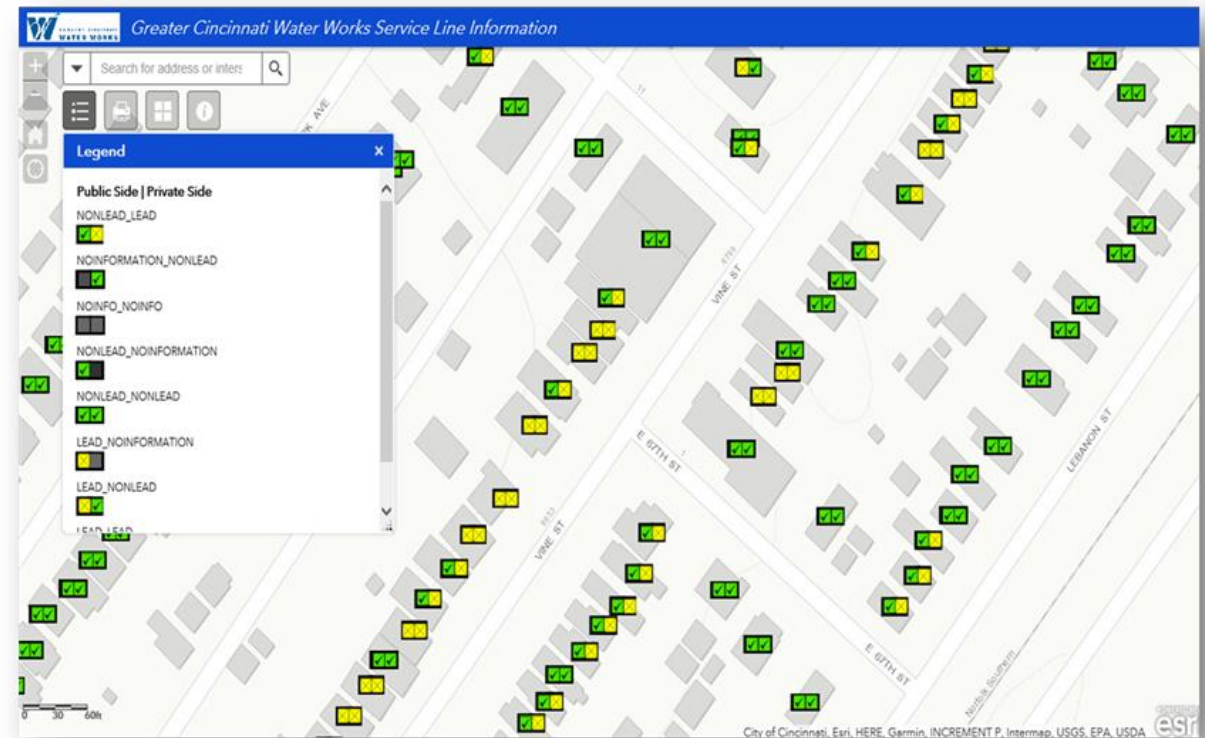
- Water Treatment Plants adjust the water chemistry by raising the pH to form a protective coating on the inside of the pipe.
- However, the coating relies on regular flow through the pipe. Disturbances in the pipe coating and water shut-off can break down the existing coating allowing lead to leach into the water. and therefore as long as the lead pipe is there, the risk remains.



Wasserstrom, et al. 2015

GCWW Outreach and Education: Lead Look-up Map

Searchable online map available to the public to inform customers of lead service lines.



GCWW Outreach and Education: Lead Website

Lead.myGCWW.org

HOME > LEAD TEST KIT

REQUEST A FREE TEST KIT

GCWW does lead testing for free. If you would like GCWW to conduct the testing, Click button to visit our "[Customer Request for Lead Analysis](#)" page and request a free lead test kit.

PLEASE NOTE: Due to high request volume, it may take up to a week to receive your kit. Analysis usually takes 2-4 weeks once GCWW receives it back.

[Request Test Kit](#)

Schedule Your Test Kit Pickup once you have carefully collected your sample according to the test kit instructions.


[Pickup](#)

W A Service of The City of Cincinnati
GREATER CINCINNATI
WATER WORKS

REPLACE YOUR LEAD SERVICE LINE HELP PROGRAM RESOURCES CONTACT US MY LEAD ACCOUNT

UNDERSTANDING LEAD AND WATER

Learn more about:

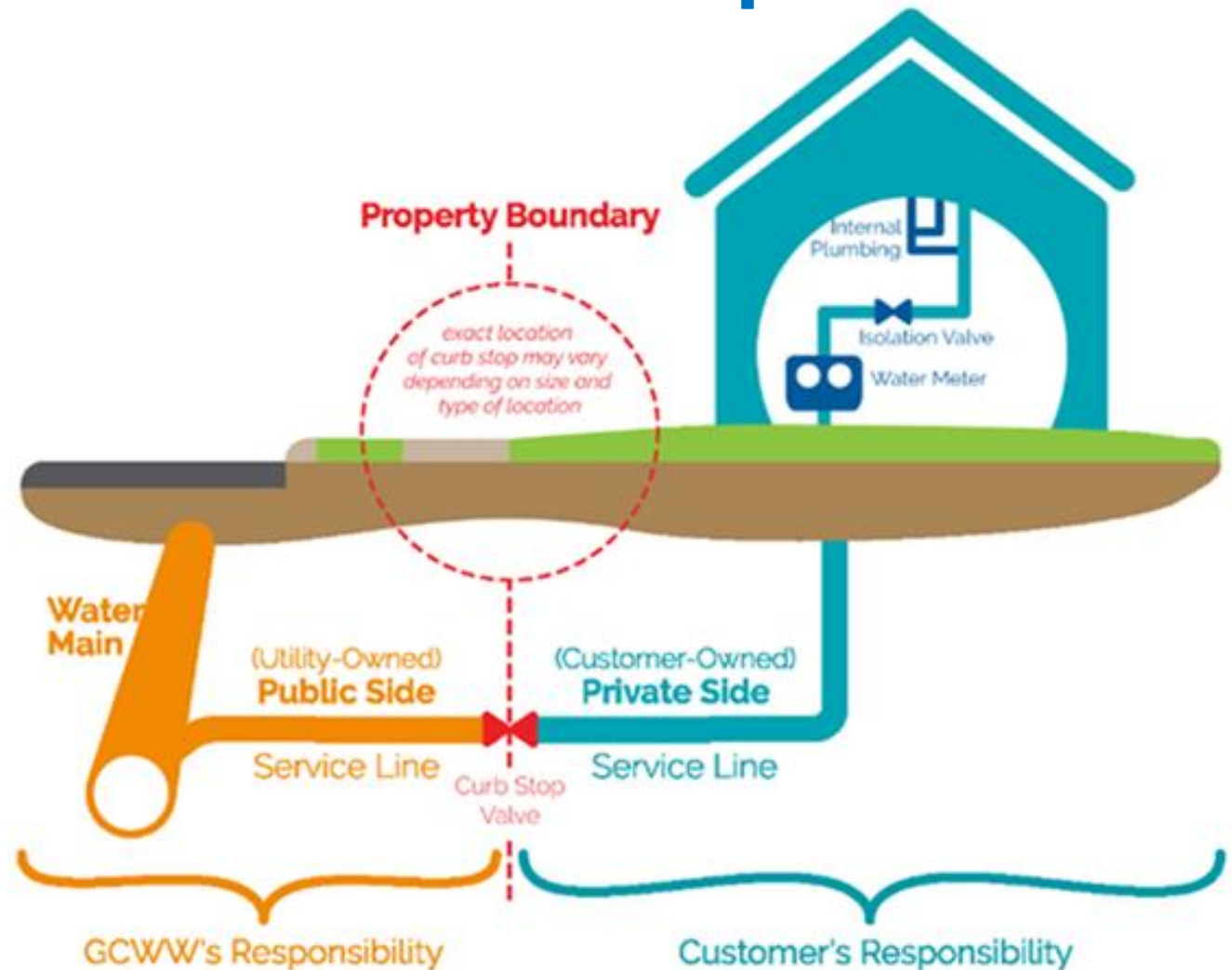


IMPORTANT INFORMATION

 HELP PROGRAM	 DO I HAVE A LEAD SERVICE LINE?	 REQUEST A FREE TEST KIT	 WATER QUALITY & TREATMENT	 CONTACT US
 YOUR NEIGHBORHOOD	 OTHER SOURCES OF LEAD	 HEALTH EFFECTS OF LEAD	 WATER UTILITY COLLABORATIVE	 NEWSLETTER SIGNUP & LEAD NEWS

Dual Service Line Ownership

- There are ~38,400 lead service line in the GCWW distribution system
- ~25,700 on private side only
- ~12,700 full lines (both private and public)



GCWW Lead Service Line Replacements

City Council passed an Ordinance in December 2021 modifying the previous 40% cost share program to cover 100% of the cost of replacement. The funding is limited annually.

GCWW generally replaces lead service lines in one of two ways:

- Included on a large, multi-street water main replacement project where properties on multiple streets are included in replacing both the public and private-side LSLs.
- One-off process where an individual property has a lead service line with a high lead sample, leaking service, or missing water meter.



Lead Service Line Replacements

Phase 1: 2016 - 2021

For decades, GCWW has been removing public-side lead lines. But *owners were not removing private-side lead lines often due to the obstacle of cost. (average cost \$3000-5000).*

In 2017 GCWW initiated a private lead service line replacement program

- City managed the work
- City would cover 40% of cost (max \$1500)
- Remaining balance can be put on property taxes to be paid over 5 or 10 years.

Additional “Help” for low-income owners (80% AMI)

- **100% cost reduction** funded through donations; non-rate revenue (\$200,000 per year)

GCWW Lead Pipe Replacement Program

Phase 1: 2016-2021- Accomplishments

- Online searchable lead map was created
- **2,250** private lines replaced
- Over 12,000 free lead tests analyzed for customers
- Over 14,000 lead test done for schools and childcares
- **\$750,000** H2Ohio Grant for free child-care replacements
- **\$1.3M** DWSRF low-income LSL replacement Grant
- 11 contractor and plumbing removal partners

GCWW is a leading utility in drinking water lead prevention.

We know and map the location of lead lines.

We provide free lead testing.

We assist customers with LSL replacement.

Most other cities/utilities are not doing this or just starting.

Lead Service Line Replacements

Next Phase: USEPA Lead and Copper Rule Update

Even with the cost-sharing and HELP programs, affordability was still an issue.


In June 2021, City Council approved an increase in water rates

- Small fraction of this increase would fund 100% private-side LSLR for homeowners

In December 2021, City Council authorized 100% funded LSLR Program

- This funding will allow GCWW to meet new Federal regulations, which go into effect in 2024
 - Replacement rate required is 3% (1,200 per year for GCWW)
 - Requirement *includes both private-side and public-side lead service lines*
 - USEPA will invoke penalties if the required LSL replacements are not met

Historical private-side lead service line replacements by year:



* 2022 LSLRs reflect only the first 6 months. 100% funded has motivated customers to replace their LSL. GCWW is on target to replace 1,200/year.

GCWW Funding

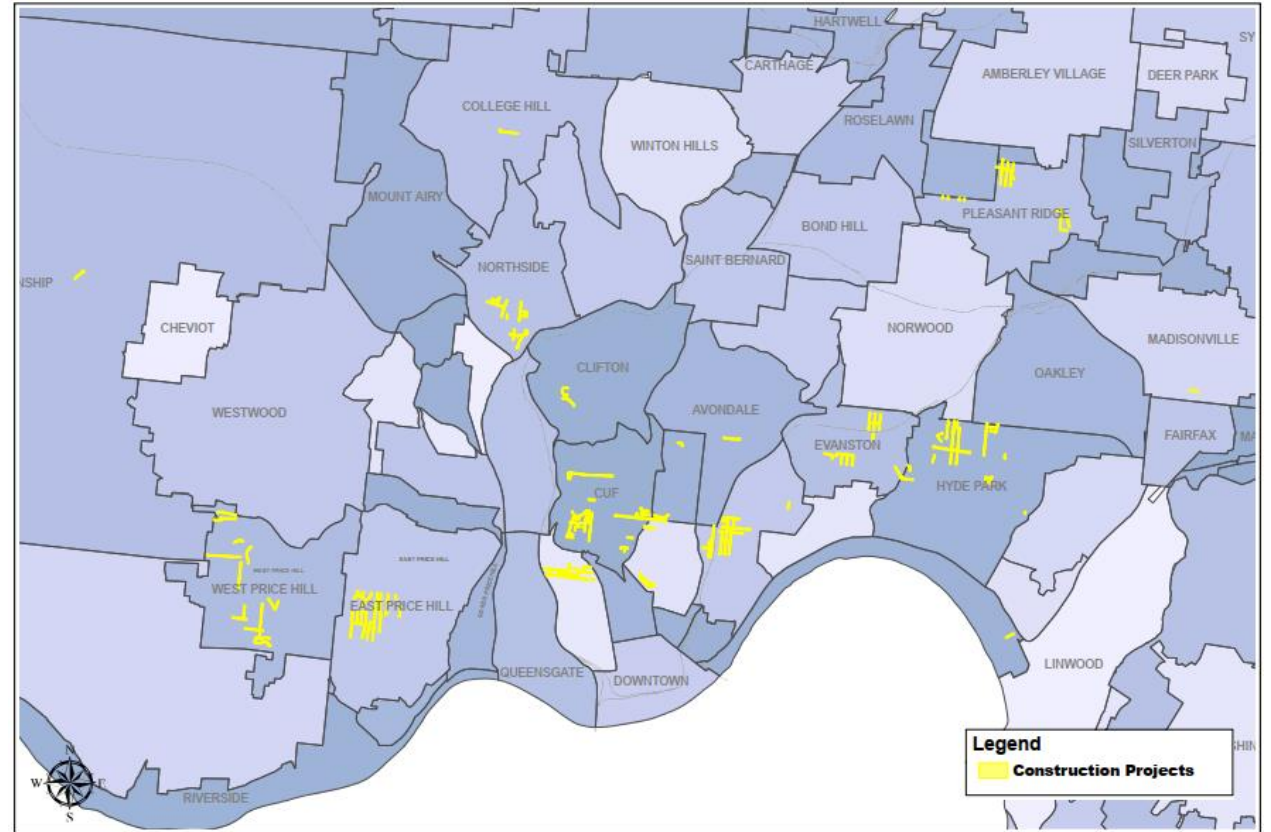
Currently, GCWW Lead Program is funded mostly by water revenue.

GCWW can apply for Bipartisan Infrastructure Law (BIL) funds BUT...

- BIL funds are targeted towards “*Disadvantaged Communities*” for LSLs
 - In the past, GCWW has not been considered "disadvantaged"
- BIL funding is limited: \$71M available across the entire state for LSLs
 - 54% principal forgiveness and 46% no-interest loans (no 100% grants available)
 - Ohio has approximately 650,000 LSLs remaining in service (~ \$2 Billion need)
- Update: GCWW has been working with Ohio EPA for many months to re-evaluate the disadvantaged community criteria; Cincinnati is now eligible for grant funding

BIL Funding: Proposed Water Main Projects with Lead Service Lines

GCWW nominated 16 water main replacement projects for loan/grants.
GCWW has plans to nominate 2 projects for grant funding that will replace private-side only LSLs.



Proposed Synergies and Feasibility

Program Expansions

Additional funding received would be used to protect public health by reducing childhood lead exposure:
GCWW

- Accelerate replacement rate
 - Eliminate lead lines in less than 30 years
 - 38,400 lead service lines remain in GCWW Service Area that would take \$120 million to replace all private service lines barring labor and resource restraints
- Prioritize underserved areas for lead service line replacement to promote equity
- GCWW has over 900 customers on the LSL replacement waiting list

CHD

- Interventions to Pediatricians and Clinics reminders regarding testing.
- Targeted Educational Materials
 - New parents in hospitals (at birth)
 - Parents and families (through City of Cincinnati Primary Care Health Centers and CPS)
 - Homeowners cleaning practices can reduce lead poisoning (cleaning kits)
- A city fund that provides cleaning equipment to families with elevated blood lead level children.

Synergies and Next Steps

- 1.) Increasing Public Education Program by creating a Joint New Water Service Welcome Packet distributed when individuals turn on water service to help inform tenants and new property owners.
 - Include what to look for in identifying lead hazards
 - Water Test kit request
 - Links to resources such as the public lead pipe map and the health lead exposure/ remediation dashboard
 - Guide on Lead-safe practices to renovations and HEPA rental information
- 2.) Increase Lead Safe Housing Stock in order to potentially reduce lead poisoning risk before exposure.
 - Proactive repair of lead hazard risks (primarily lead paint) in conjunction with lead service line replacement, similar to Toledo's "Historic South" Initiative to neighborhood revitalization.
 - Toledo's project has bought and renovated vacant homes to create lead safe housing stock as well as funding specific projects in owner occupied homes to replace windows, doors, and other lead hazards to prevent lead poisonings.
 - The cost would be lower than post-exposure removal since licensed lead remediation specialists would not be required.
 - Create a whole house approach to lead hazard removal, including water service lines and lead safe housing.
- 3.) GCWW and CHD will expand collaboration and explore joint funding.

Take Aways

- Lead hazards are widespread across Cincinnati neighborhoods.
- CHD and GCWW have long standing existing programs dedicated to reducing risk and mitigating the problem of childhood lead poisoning.
- Additional funding will enable reaching the goal of a lead safe Cincinnati sooner by creating programs that can lead the country in lead remediation and reducing the risk of childhood lead poisoning.
- Improving the lead safety of the existing housing stock would provide another avenue to address lead risk and would promote health equity.
- Synergies exist and GCWW and CHD will continue to work cooperatively to maximize resource impact.

Date: September 8, 2022

To: Mayor and Members of City Council 202201737

From: Sheryl M. M. Long, City Manager

Subject: EMERGENCY ORDINANCE – AMENDING ORDINANCE NO. 0341-2021 TO CORRECT
THE DESIGNATED FUND

Attached is an emergency ordinance captioned as follows:

AMENDING Ordinance No. 0341-2021 to correct the designated fund in which the Director of Finance is authorized to deposit proceeds received in connection with the sale of real property authorized by said ordinance.

On September 1 2021, City Council approved Ordinance No. 0341-2021 authorizing the City to sell certain real property adjacent to Interstate 75 in the Bond Hill and Carthage neighborhoods to ODOT in furtherance of ODOT's HAM 75 – 7.85 project.

Section 6 of Ordinance No. 0341-2021 authorized the proceeds from the property sale to be deposited into an incorrect fund.

The reason for the emergency is the immediate need to deposit the proceeds from the sale of real property authorized by Ordinance No. 0341-2021 into the correct fund.

The Administration recommends passage of the attached emergency ordinance.

cc: John S. Brazina, Director, Transportation and Engineering

EMERGENCY

City of Cincinnati

CHM

EESW

An Ordinance No. _____

- 2022

AMENDING Ordinance No. 0341-2021 to correct the designated fund in which the Director of Finance is authorized to deposit proceeds received in connection with the sale of real property authorized by said ordinance.

WHEREAS, on September 1, 2021, Council approved Ordinance No. 0341-2021 authorizing the City Manager to sell certain real property adjacent to Interstate 75 in the Bond Hill and Carthage neighborhoods of Cincinnati to the State of Ohio, Department of Transportation in furtherance of the State of Ohio, Department of Transportation's HAM 75 – 7.85 project; and

WHEREAS, Section 6 of Ordinance No. 0341-2021 authorized the Finance Director to deposit the proceeds from the property sale in an incorrect fund; and

WHEREAS, Council hereby amends Ordinance No. 0341-2021 to authorize the Finance Director to deposit the proceeds from the property sale in the correct fund; now, therefore,

BE IT ORDAINED by the Council of the City of Cincinnati, State of Ohio:

Section 1. That Section 6 of Ordinance No. 0341-2021, approved by Council on September 1, 2021, is hereby amended as follows:

Section 6. That the proceeds from the sale of the Property, if any, shall be deposited into Property Management Fund 209 to pay the fees for services provided by the City's Real Estate Services Division in connection with the sale, and that the City's Finance Director is hereby authorized to deposit amounts in excess thereof into ~~Miscellaneous Permanent Improvement Fund 757~~ Expressways/Gateways Permanent Improvement Fund 753.

Section 2. That existing Section 6 of Ordinance No. 0341-2021 is hereby repealed.

Section 3. That existing Section 7 of Ordinance No. 0341-2021 is hereby repealed in its entirety.

Section 4. That all terms of Ordinance No. 0341-2021 not amended in this ordinance remain in full force and effect.

Section 5. That this ordinance shall be an emergency measure necessary for the preservation of the public peace, health, safety, and general welfare and shall, subject to the terms of Article II, Section 6 of the Charter, be effective immediately. The reason for the emergency is the immediate need to deposit the proceeds from the sale of real property authorized by Ordinance No. 0341-2021 into the correct fund.

Passed: _____, 2022

Aftab Pureval, Mayor

Attest: _____
Clerk

Deletions are struck through. Additions are underlined.

Date: September 8, 2022

To: Mayor and Members of City Council
From: Sheryl M. M. Long, City Manager
Subject: ORDINANCE – OTR HOLDINGS, INC. GRANT OF EASEMENT (1701-1705 RACE STREET)

202201738

Attached is an ordinance captioned as follows:

AUTHORIZING the City Manager to execute a *Grant of Easements* in favor of OTR Holdings, Inc., pursuant to which the City of Cincinnati will grant easements for step encroachments upon portions of Green and Race Streets in Over-the-Rhine.

OTR Holdings, Inc. (“Grantee”) owns the property located at 1701-1705 Race Street in the Over-the-Rhine neighborhood and has requested step encroachment easements encroaching upon portions the Green Street and Race Street public rights-of-way.

The City has determined that granting the easement to Grantee is not adverse to the City’s retained interest in the public right-of-way and will not have an adverse effect on the usability or accessibility of any existing transportation facilities.

The fair market value of the easements is approximately \$190 which Grantee has agreed to pay.

The City Planning Commission approved the easements at its meeting on May 20, 2022.

The Administration recommends passage of the attached ordinance.

Attachment I – Grant of Easements

cc: John S. Brazina, Director, Transportation and Engineering

City of Cincinnati
An Ordinance No. _____

CHM

EESW

- 2022

AUTHORIZING the City Manager to execute a *Grant of Easements* in favor of OTR Holdings, Inc., pursuant to which the City of Cincinnati will grant easements for step encroachments upon portions of Green and Race Streets in Over-the-Rhine.

WHEREAS, OTR Holdings, Inc., an Ohio nonprofit corporation (“Grantee”), holds title to certain real property located at 1701-1705 Race Street in the Over-the-Rhine neighborhood; and

WHEREAS, the City of Cincinnati (“City”) owns the adjoining Green Street and Race Street public rights-of-way (“Property”), which Property is under the management of the City’s Department of Transportation and Engineering (“DOTE”); and

WHEREAS, Grantee has requested easements from the City for step encroachments upon portions of the Green Street and Race Street public rights-of-way, as more particularly described in the *Grant of Easements* attached to this ordinance as Attachment A and incorporated herein by reference (“Easements”); and

WHEREAS, the City Manager, in consultation with DOTE, has determined (i) that granting the Easements to Grantee is not adverse to the City’s retained interest in the Property and (ii) that granting the Easements will not have an adverse effect on the usability or accessibility of any existing transportation facilities located within the public rights-of-way; and

WHEREAS, pursuant to Cincinnati Municipal Code Sec. 331-5, Council may authorize the encumbrance of City-owned property without competitive bidding in those cases in which it determines that it is in the best interest of the City; and

WHEREAS, the City’s Real Estate Services Division has determined by an appraisal that the fair market value of the Easements is approximately \$190, which Grantee has agreed to pay; and

WHEREAS, the City Planning Commission, having the authority to approve the change in the use of City-owned property, approved the Easements at its meeting on May 20, 2022; now, therefore,

BE IT ORDAINED by the Council of the City of Cincinnati, State of Ohio:

Section 1. That the City Manager is hereby authorized to execute a *Grant of Easements* in favor of OTR Holdings, Inc., an Ohio nonprofit corporation (“Grantee”) and the owner of the

properties located at 1701-1705 Race Street in Over-the-Rhine, in substantially the form attached to this ordinance as Attachment A and incorporated herein by reference, pursuant to which the City of Cincinnati will grant to Grantee easements to construct and maintain step encroachments (“Easements”) upon portions of the Green Street and Race Street public rights-of-way (“Property”).

Section 2. That granting the Easements to Grantee (i) is not adverse to the City’s retained interest in the Property; and (ii) will not have an adverse effect on the usability or accessibility of any existing transportation facilities located within the public rights-of-way.

Section 3. That it is in the best interest of the City to grant the Easements without competitive bidding because, as a practical matter, no one other than Grantee, an adjoining property owner, would have any use for the Easements.

Section 4. That the fair market value of the Easements, as determined by a professional appraisal by the City’s Real Estate Services Division, is approximately \$190, which Grantee has agreed to pay.

Section 5. That the proceeds from the *Grant of Easements* shall be deposited into Property Management Fund 209 to pay the fees for services provided by the City’s Real Estate Services Division in connection with the *Grant of Easements*, and that the City’s Finance Director is hereby authorized to deposit amounts in excess thereof, if any, into Miscellaneous Permanent Improvement Fund 757.

Section 6. That the City’s Finance Director is authorized to transfer and appropriate such excess funds from Miscellaneous Permanent Improvement Fund 757 into Capital Improvement Program Project Account No. 980x233xYY2306, “Street Improvements,” in which “YY”

represents the last two digits of the fiscal year in which the closing occurs and the proceeds are received, referencing the latter fiscal year if the events occur in different fiscal years.

Section 7. That the City Manager and other City officials are authorized to take all necessary and proper actions to carry out the provisions of this ordinance and to fulfill the terms of the *Grant of Easements*, including, without limitation, executing any and all ancillary agreements, plats, and other real estate documents.

Section 8. That this ordinance shall take effect and be in force from and after the earliest period allowed by law.

Passed: _____, 2022

Aftab Pureval, Mayor

Attest: _____

Clerk

[SPACE ABOVE FOR RECORDER'S USE]

GRANT OF EASEMENTS

(encroachments upon portions of Green and Race Streets)

This Grant of Easements is granted as of the Effective Date (as defined on the signature page hereof) by the **CITY OF CINCINNATI**, an Ohio municipal corporation, 801 Plum Street, Cincinnati, OH 45202 (the "**City**"), in favor of **OTR HOLDINGS, INC.**, an Ohio nonprofit corporation, with a tax mailing address of 1203 Walnut Street, Fourth Floor, Cincinnati, OH 45202 ("**Grantee**").

Recitals:

A. By virtue of a *General Warranty Deed* recorded on September 6, 2019, in OR 13996, Page 2428, Hamilton County, Ohio Records, Grantee holds title to certain real property located at 1701 Race Street, Cincinnati, OH 45202, as more particularly described on Exhibit A (*Legal Description – Benefitted Properties*) hereto ("**1701 Race Street**").

B. By virtue of a *Limited Warranty Deed* recorded on April 4, 2017, in OR 13388, Page 2307, Hamilton County, Ohio Records, Grantee holds title to certain real property located at 1703 Race Street, Cincinnati, OH 45202, as more particularly described on Exhibit A hereto ("**1703 Race Street**").

C. By virtue of a *Limited Warranty Deed* recorded on April 4, 2017, in OR 13388, Page 2307, Hamilton County, Ohio Records, Grantee holds title to certain real property located at 1705 Race Street, Cincinnati, OH 45202, as more particularly described on Exhibit A hereto ("**1705 Race Street**", and collectively with 1701 Race Street and 1703 Race Street, the "**Benefitted Properties**", and each a "**Benefitted Property**", as applicable).

D. The City owns the adjoining Race Street and Green Street public rights-of-way, which are under the management of the City's Department of Transportation and Engineering ("**DOT**").

E. Grantee has requested the City to grant easements for step encroachments in and across portions of the Race Street and Green Street public rights-of-way (each, an "**Encroachment**", and collectively, the "**Encroachments**").

F. The City Manager, in consultation with DOT, has determined that (i) the easements will not have an adverse effect on the City's retained interest in the Race Street and Green Street public rights-of-way, and (ii) granting the easements will not have an adverse effect on the usability or accessibility of any existing Race Street and Green Street public right-of-way facilities.

G. The City's Real Estate Services Division has determined that the fair market value of the easements, as determined by professional appraisal, is \$190, which Grantee has agreed to pay.

H. City Planning Commission, having the authority to approve the change in the use of City-owned property, approved the easement at its meeting on May 20, 2022.

I. Cincinnati City Council approved the easement by Ordinance No. [____]-2022, passed on [____], 2022.

NOW THEREFORE, the parties do hereby agree as follows:

1. Grant of Easements. The City does hereby grant to Grantee, on the terms and conditions set forth herein, the following three easements for the Encroachments: (i) a non-exclusive encroachment easement as an appurtenance to and for the benefit of 1701 Race Street to use, maintain, repair, reconstruct, replace, and remove a step in and upon the Green Street public right-of-way, as more particularly identified and depicted as “**Easement #1**” on Exhibit B (Survey) and described on Exhibit C (Legal Descriptions) hereto; (ii) a non-exclusive encroachment easement as an appurtenance to and for the benefit of 1703 Race Street to use, maintain, repair, reconstruct, replace, and remove a step in and upon the Race Street public right-of-way, as more particularly identified and depicted as “**Easement #2**” on Exhibit B and described on Exhibit C hereto; and, (iii) a non-exclusive encroachment easement as an appurtenance to and for the benefit of 1705 Race Street to use, maintain, repair, reconstruct, replace, and remove steps and associated handrails in and upon the Race Street public right-of-way, as more particularly identified and depicted as “**Easement #3**” on Exhibit B and described on Exhibit C hereto. Easement #1, Easement #2, and Easement #3 shall each be referred to herein individually as an “**Easement**”, and collectively as the “**Easements**” or “**Easement Areas**”, as applicable. Grantee shall not make any modifications to the Encroachments within the Easement Areas without the City’s prior written consent. Grantee acknowledges and agrees that it has conducted its own due diligence to familiarize itself with the condition and characteristics of the Easement Areas. The City has not made any representations or warranties concerning the title, condition, or characteristics of the Easement Areas or the suitability or fitness of the Easement Areas for any purpose. Grantee acknowledges and agrees that it is not relying upon any such representations or warranties from the City. Without limitation of the foregoing, under no circumstances shall the City be responsible or liable for any pre-existing environmental conditions affecting the Easement Areas.

2. Termination. Notwithstanding anything herein to the contrary, the Easements shall automatically terminate (i) upon the complete or respective partial demolition, without rebuilding within 1 year of such demolition, of the Encroachments within the Easement Areas, such that the Easements would be rendered unnecessary; (ii) upon written notice from the City if the City determines that it needs the Easement Areas or any portion thereof for a municipal purpose, including, without limitation, to comply with Americans with Disabilities Act (“**ADA**”) regulations or accessibility standards; or (iii) upon written notice from the City if the City determines that the Encroachments are creating a public safety issue, such as noncompliance with ADA accessibility regulations, or contributing to adverse impacts on the usability or accessibility of any public right-of-way facilities, if Grantee does not abate or begin to take efforts to mitigate the public safety issue in a timely manner consistent with the degree of harm posed by the public safety issue.

3. Maintenance and Repairs. At no cost to the City, Grantee shall maintain the Encroachments in a continuous state of good and safe condition and repair. Grantee acknowledges that there may be existing easements, utility lines, and related facilities in the vicinity of the Easement Areas (“**Third-Party Utility Lines**”). In connection with Grantee’s maintenance, repair, and use of the Encroachment, Grantee shall not interfere with the access of utility companies to maintain and repair the Third-Party Utility Lines and shall, at Grantee’s expense, promptly repair any and all damage to Third-Party Utility Lines caused by Grantee, its agents, employees, contractors, subcontractors, tenants, licensees, or invitees. Any relocation of Third-Party Utility Lines necessitated by the construction, maintenance, repair, reconstruction, or removal

of the Encroachments under this instrument shall be handled entirely at Grantee's expense. All activities undertaken by Grantee under this instrument shall be in compliance with all applicable codes, laws, and other governmental standards, policies, guidelines and requirements.

4. Insurance; Indemnification. At all times, and in addition to whatever other insurance and bond requirements the City may from time to time require, Grantee shall maintain or cause to be maintained a policy of Commercial General Liability insurance, with an insurance company reasonably acceptable to the City and naming the City as an additional insured, in an amount not less than \$1,000,000 per occurrence, combined single limit/\$1,000,000 aggregate, or in such greater amount as the City may from time to time require. Grantee shall furnish to the City a certificate of insurance evidencing such insurance upon the City's request and, in any event, prior to undertaking any construction activities within the Easement Areas. Grantee hereby waives all claims and rights of recovery against the City, and on behalf of Grantee's insurers, rights of subrogation, in connection with any damage to the Encroachments, no matter how caused. Grantee shall defend (with counsel reasonably acceptable to the City), indemnify, and hold the City harmless from and against any and all claims, actions, losses, costs (including, without limitation, reasonable attorneys' fees), liability and damages suffered or incurred by, or asserted against, the City in connection with the use, construction, maintenance, repair, and all other matters associated with the Encroachments.

5. Default. If Grantee, its successors-in-interest, or assigns fail to perform any required work under this instrument and fail to address the same to DOTE's satisfaction within thirty (30) days after receiving written notice thereof from DOTE, the City shall have right to perform such work, at Grantee's expense, payable within ten (10) days after receiving an invoice from DOTE evidencing the amount due. Grantee, its successors-in-interest, or assigns shall be liable to DOTE for the payment of such work. Any outstanding amount due under this instrument shall create a lien on the respective Benefitted Property until fully paid. At the City's option, the City may file an affidavit in the Hamilton County, Ohio Recorder's office to memorialize any outstanding amounts due under this instrument.

6. Covenants Running with the Land. The provisions hereof shall run with the land and shall inure to the benefit of and be binding upon the City, Grantee, and their respective successors-in-interest and assigns.

7. Governing Law; Severability. This instrument shall be governed by and construed in accordance with the laws of the City of Cincinnati and the State of Ohio. If any provisions hereof are determined to be invalid or unenforceable by a court of law, the remainder of this instrument shall not be affected thereby, and all other provisions of this instrument shall be valid and enforceable to the fullest extent permitted by law.

8. Notices. All notices given hereunder shall be in writing and shall be sent by U.S. certified or registered mail, return receipt requested, or delivered by a recognized courier service, or by personal delivery, to the parties at their respective addresses set forth in the introductory paragraph hereof, or such other address as either party may specify from time to time by notice given in the manner prescribed herein. All notices to the City shall be addressed to the Office of the City Manager, and a copy of each such notice shall simultaneously be delivered to: Department of Transportation and Engineering, Attn: Director, Room 450. In the event of an alleged breach by the City of this instrument, a copy of each notice of breach shall simultaneously be delivered to the Office of the City Solicitor, 801 Plum Street, Room 214, Cincinnati, OH 45202.

9. Coordinated Report Conditions (CR #10-2022). The following additional conditions shall apply:

a. DOTE:

- i. 1705 Race Street: The step encroachment shall provide 5 feet continual minimum pedestrian clearance, from vertical face to utility poles and other appurtenances. Handrails shall turn down and not protrude further into the sidewalk space.
 - ii. A DOTE street opening permit, obtained by a DOTE-licensed street contractor, is required for all private improvements in the public right-of-way. All improvements in the public right-of-way must be built to City standards, policies, and guidelines. Application for permits may be made at Room 425, City Hall, 801 Plum Street. Please note that plan drawings (2 sets), to be reviewed by DOTE, must be attached to the permit application
 - b. Greater Cincinnati Water Works ("GCWW"): There are active service branches (H-49019, H-16209, and H-236786) on Green and Race Streets within the Benefitted Properties near the Easement Areas. Caution must be exercised to avoid any damage during construction. GCWW records suggests the branches are outside of the Easement Areas. If during construction, Grantee finds the branch is within the limits of the Easement Areas, Grantee must maintain GCWW access to the control valve. This may require abandoning the existing branch and purchasing a new branch in a new location.
 - c. Altafiber: There are existing underground telephone facilities at this location. The existing facilities must remain in place, in service and able to be accessed. Any damage done to the facilities, or any work done to relocate the facilities as a result as of this request, will be handled entirely at Grantee's expense.
10. Counterparts and Electronic Signatures. This instrument may be executed by the parties hereto in two or more counterparts and each executed counterpart shall be considered an original. This instrument may be executed and delivered by electronic signature; any original signatures that are initially delivered electronically shall be physically delivered as soon as reasonably possible.
11. Exhibits. The following exhibits are attached hereto and made a part hereof:
Exhibit A – *Legal Description - Benefitted Properties*
Exhibit B – *Survey*
Exhibit C – *Legal Descriptions*

Executed by the parties on the respective date of acknowledgement listed below, effective as the later of such dates (the "**Effective Date**").

CITY OF CINCINNATI

By: _____

Printed Name: _____

Title: _____

Date: _____, 2022

STATE OF OHIO)
) ss:
COUNTY OF HAMILTON)

The foregoing instrument was acknowledged before me this ____ day of _____, 2022 by _____, the _____ of the City of Cincinnati, an Ohio municipal corporation, on behalf of the municipal corporation. The notarial act certified hereby is an acknowledgement. No oath or affirmation was administered to the signer with regard to the notarial act certified to hereby.

Notary Public
My commission expires: _____

Approved by:

John S. Brazina, Director
Department of Transportation and Engineering

Approved as to Form by:

Assistant City Solicitor

[*Grantee Signature Page Follows*]

ACCEPTED AND AGREED TO BY:

OTR HOLDINGS, INC.,
an Ohio nonprofit corporation

By: _____

Printed Name: _____

Title: _____

Date: _____, 2022

STATE OF OHIO)
) ss:
COUNTY OF HAMILTON)

The foregoing instrument was acknowledged before me this ____ day of _____, 2022 by _____, the _____ of **OTR HOLDINGS, INC.**, an Ohio nonprofit corporation, on behalf of the corporation. The notarial act certified hereby is an acknowledgement. No oath or affirmation was administered to the signer with regard to the notarial act certified to hereby.

Notary Public
My commission expires: _____

This instrument prepared by:
City of Cincinnati Law Department
801 Plum Street, Suite 214
Cincinnati, OH 45202

EXHIBIT A
to Grant of Easements
LEGAL DESCRIPTION - BENEFITTED PROPERTIES

Property Address: 1701 Race Street
Auditor's Parcel No.: 094-0008-0164

Situated in the City of Cincinnati, County of Hamilton, and State of Ohio, and being part of Block F in Findlay & Garrard's Subdivision as recorded in Deed Book 47, page 319, of Hamilton County, Ohio Records and being more particularly described as follows:

Beginning at the Northwest corner of Green and Race Streets; running thence Westwardly along Green Street 100 feet; thence Northwardly and parallel with Race Street 25 feet; thence Eastwardly and parallel with Green Street, 100 feet to Race Street; thence Southwardly along Race Street, 25 feet to the place of beginning.

Property Address: 1703 Race Street
Auditor's Parcel No.: 094-0008-0165

SITUATE IN THE CITY OF CINCINNATI, HAMILTON COUNTY, OHIO, VIZ: LOT 2, BLOCK "F", WHICH WAS LAID OUT BY GENERAL JAMES FINDLAY AND J.D. GARARD, RECORDED IN BOOK 47, PAGE 319, OF THE HAMILTON COUNTY, OHIO RECORDS, COMMENCING AT A POINT TWENTY-FIVE (25) FEET NORTH OF GREEN STREET ON THE WEST SIDE OF RACE STREET; THENCE WESTWARDLY PARALLEL WITH GREEN STREET ONE HUNDRED (100) FEET; THENCE NORTHWARDLY PARALLEL WITH RACE STREET TWENTY-FIVE (25) FEET; THENCE EASTWARDLY PARALLEL WITH GREEN STREET ONE HUNDRED (100) FEET; THENCE SOUTHWARDLY ALONG RACE STREET TWENTY-FIVE (25) FEET TO THE PLACE OF BEGINNING.

Property Address: 1705 Race Street
Auditor's Parcel No.: 094-0008-0166

Situated in Cincinnati, Hamilton County, Ohio, and being Lot 3 of Block "F", Findlay and Garrard's Subdivision, Deed Book 47, Page 319, Recorder's Office.

Beginning at a point in the West line of Race Street which lies 50 feet North of the North line of Green Street, measured along the West line of Race Street; thence South 73° 56' West 100 feet; thence North 16° West 20 feet; thence North 73° 56' East 100 feet; thence South 16° East 20 feet to a point of beginning.

EXHIBIT B
to Grant of Easements
SURVEY

SURVEY DATA:

HORIZONTAL DATUM – DERIVED FROM THE OHIO STATE PLANE COORDINATE SYSTEM, SOUTH ZONE, NAD83 (2011). SAID BEARINGS ORIGINATED FROM SAID COORDINATE SYSTEM BY GPS OBSERVATIONS AND OBSERVATIONS OF SELECTED STATIONS IN THE NATIONAL GEODETIC SURVEY CONTINUOUSLY OPERATING REFERENCE STATION (NGS CORS) NETWORK.

LINE TABLE		
LINE #	LENGTH	DIRECTION
L1	1.25	S10°04'49"E
L2	4.00	S79°55'11"W
L3	1.25	N10°04'49"W
L4	4.00	N79°55'11"E
L5	27.95	S79°55'11"W
L6	5.00	N10°00'22"W
L7	1.25	N79°59'38"E
L8	5.00	S10°00'22"E
L9	1.25	S79°59'38"W
L10	37.24	N10°00'22"W
L11	6.25	N10°00'22"W
L12	4.30	N79°59'38"E
L13	6.25	S10°00'22"E
L14	4.30	S79°59'38"W
L15	58.09	N10°00'22"W

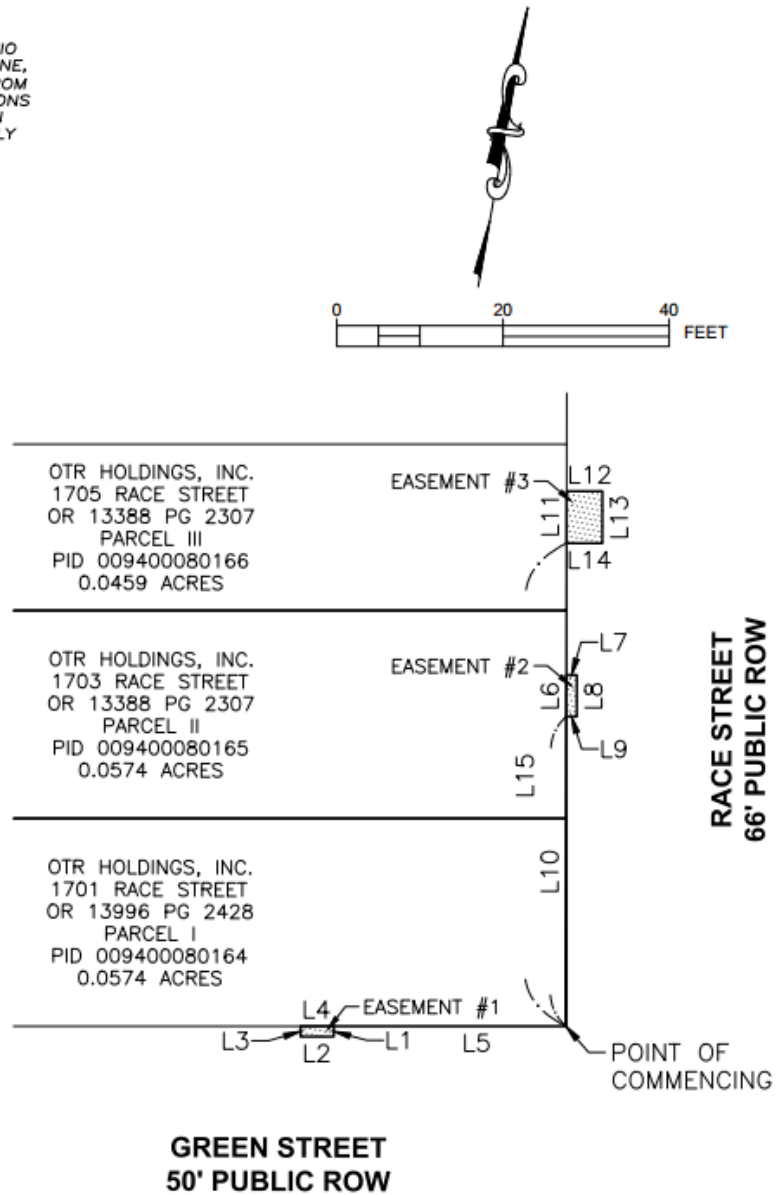


EXHIBIT C
to Grant of Easements
LEGAL DESCRIPTIONS

STEP EASEMENT #1
HAMILTON COUNTY, OHIO
APRIL 1, 2022

Situate in Section 13, Township 3 East, Range 2 North, in the City of Cincinnati, County of Hamilton, State of Ohio, and being over the right of way of Green Street, a 50' wide public right of way (all references to deeds, microfiche, plats, surveys, etc. refer to the records of the Hamilton County Recorder's Office, unless noted otherwise) and being more particularly bounded and described as follows:

Commencing for reference at the southeast corner of a 0.0574 acre tract of land (Parcel I) as conveyed to OTR Holdings, Inc. by deed recorded in Official Record Volume 13996, page 2428, said point being the intersection of the north right of way line of said Green Street (50' public right of way) and the west right of way line of Race Street (66' public right of way);

thence along the south line of said Parcel I and the north right of way line of said Green Street, South seventy-nine degrees fifty-five minutes eleven seconds West (S79°55'11"W), for twenty-seven and 95/100 feet (27.95') to the TRUE POINT OF BEGINNING;

thence leaving said lines and across said Green Street, South ten degrees four minutes forty-nine seconds East (S10°04'49"E), for one and 25/100 feet (1.25');

thence continuing across said Green Street, South seventy-nine degrees fifty-five minutes eleven seconds West (S79°55'11"W), for four and 00/100 feet (4.00');

thence continuing across said Green Street, North ten degrees four minutes forty-nine seconds West (N10°04'49"W), for one and 25/100 feet (1.25') to the south line of said Parcel I and the north right of way line of said Green Street;

thence along said lines, North seventy-nine degrees fifty-five minutes eleven seconds East (N79°55'11"E), for four and 00/100 feet (4.00') to the TRUE POINT OF BEGINNING, containing 5 square feet, more or less.

Bearings are based upon the Ohio State Plane Coordinate System, South Zone, NAD83 (2011). Said bearings originated from said coordinate system by GPS observations and observations of selected stations in the National Geodetic Survey Continuously Operating Reference Station (NGS CORS) Network.

This description was prepared under the direction of Michael Jay Wilson, Ohio Registered Surveyor No. 8281, of Woolpert Inc., based upon a field survey performed during September, 2021.




Michael Jay Wilson Date
Ohio Registered Surveyor No. 8281

EXHIBIT C (Cont.)

**STEP EASEMENT #2
HAMILTON COUNTY, OHIO
APRIL 1, 2022**

Situate in Section 13, Township 3 East, Range 2 North, in the City of Cincinnati, County of Hamilton, State of Ohio, and being over the right of way of Race Street, a 66' wide public right of way (all references to deeds, microfiche, plats, surveys, etc. refer to the records of the Hamilton County Recorder's Office, unless noted otherwise) and being more particularly bounded and described as follows:

Commencing for reference at the southeast corner of a 0.0574 acre tract of land (Parcel I) as conveyed to OTR Holdings, Inc. by deed recorded in Official Record Volume 13996, page 2428, said point being the intersection of the north right of way line of Green Street (50' public right of way) and the west right of way line of said Race Street (66' public right of way);

thence along the east line of said Parcel I, the east line of a 0.0574 acre tract of land (Parcel II) as conveyed to OTR Holdings, Inc. by deed recorded in Official Record Volume 13388, page 2307, and the west right of way line of said Race Street, North ten degrees zero minutes twenty-two seconds West (N10°00'22"W), for thirty-seven and 24/100 feet (37.24') to the TRUE POINT OF BEGINNING;

thence continuing along said lines, North ten degrees zero minutes twenty-two seconds West (N10°00'22"W), for five and 00/100 feet (5.00');

thence leaving said lines and across said Race Street, North seventy-nine degrees fifty-nine minutes thirty-eight seconds East (N79°59'38"E), for one and 25/100 feet (1.25');

thence continuing across said Race Street, South ten degrees zero minutes twenty-two seconds East (S10°00'22"E), for five and 00/100 feet (5.00');

thence continuing across said Race Street, South seventy-nine degrees fifty-nine minutes thirty-eight seconds West (S79°59'38"W), for one and 25/100 feet (1.25') to the TRUE POINT OF BEGINNING, containing 6.25 square feet, more or less.

Bearings are based upon the Ohio State Plane Coordinate System, South Zone, NAD83 (2011). Said bearings originated from said coordinate system by GPS observations and observations of selected stations in the National Geodetic Survey Continuously Operating Reference Station (NGS CORS) Network.

This description was prepared under the direction of Michael Jay Wilson, Ohio Registered Surveyor No. 8281, of Woolpert Inc., based upon a field survey performed during September, 2021.





Michael Jay Wilson Date
Ohio Registered Surveyor No. 8281

EXHIBIT C (Cont.)

**STEP EASEMENT #3
HAMILTON COUNTY, OHIO
APRIL 1, 2022**

Situate in Section 13, Township 3 East, Range 2 North, in the City of Cincinnati, County of Hamilton, State of Ohio, and being over the right of way of Race Street, a 66' wide public right of way (all references to deeds, microfiche, plats, surveys, etc. refer to the records of the Hamilton County Recorder's Office, unless noted otherwise) and being more particularly bounded and described as follows:

Commencing for reference at the southeast corner of a 0.0574 acre tract of land (Parcel I) as conveyed to OTR Holdings, Inc. by deed recorded in Official Record Volume 13996, page 2428, said point being the intersection of the north right of way line of Green Street (50' public right of way) and the west right of way line of said Race Street (66' public right of way);

thence along the east line of said Parcel I, the east line of a 0.0574 acre tract of land (Parcel II) and the east line of a 0.0459 acre tract of land (Parcel III) as conveyed to OTR Holdings, Inc. by deed recorded in Official Record Volume 13388, page 2307, and the west right of way line of said Race Street, North ten degrees zero minutes twenty-two seconds West (N10°00'22"W), for fifty-eight and 9/100 feet (58.09') to the TRUE POINT OF BEGINNING;

thence continuing along said lines, North ten degrees zero minutes twenty-two seconds West (N10°00'22"W), for six and 25/100 feet (6.25');

thence leaving said lines and across said Race Street, North seventy-nine degrees fifty-nine minutes thirty-eight seconds East (N79°59'38"E), for four and 30/100 feet (4.30');

thence continuing across said Race Street, South ten degrees zero minutes twenty-two seconds East (S10°00'22"E), for six and 25/100 feet (6.25');

thence continuing across said Race Street, South seventy-nine degrees fifty-nine minutes thirty-eight seconds West (S79°59'38"W), for four and 30/100 feet (4.30') to the POINT OF BEGINNING, containing 26.875 square feet, more or less.

Bearings are based upon the Ohio State Plane Coordinate System, South Zone, NAD83 (2011). Said bearings originated from said coordinate system by GPS observations and observations of selected stations in the National Geodetic Survey Continuously Operating Reference Station (NGS CORS) Network.

This description was prepared under the direction of Michael Jay Wilson, Ohio Registered Surveyor No. 8281, of Woolpert Inc., based upon a field survey performed during September, 2021.



Michael Jay Wilson 4/8/2022
Michael Jay Wilson Date
Ohio Registered Surveyor No. 8281

Date: September 8, 2022

To: Mayor and Members of City Council 202201739

From: Sheryl M. M. Long, City Manager

Subject: ORDINANCE – ROBERT B. HINTON, JR GRANT OF EASEMENT (2503 HANDASYDE COURT)

Attached is an ordinance captioned as follows:

AUTHORIZING the City Manager to execute a *Grant of Easement* in favor of Robert B. Hinton, Jr., pursuant to which the City of Cincinnati will grant an easement for retaining walls and pavement that encroach upon portions of Handasyde Court and Menlo Avenue in Hyde Park.

Robert B. Hinton, Jr. (“Grantee”) holds title to certain real property located at 2503 Handasyde Court in the Hyde Park neighborhood and has requested an easement for certain improvements that encroach upon portions of the Handasyde Court and Menlo Avenue public rights-of-way, namely, retaining walls and pavement for a driveway.

The City has determined that granting the easement to Grantee is not adverse to the City’s retained interest in the public right-of-way and will not have an adverse effect on the usability or accessibility of any existing transportation facilities.

The fair market value of the easement is approximately \$3,150, however, in consideration of the costs incurred by Grantee in constructing a public sidewalk in the Handasyde Court and Menlo Avenue public rights-of-way at the request of the City, the City has agreed to convey the easement for \$1.00 which Grantee has agreed to pay.

The City Planning Commission approved the easements at its meeting on January 19, 2018.

The Administration recommends passage of the attached ordinance.

Attachment I – Grant of Easement

cc: John S. Brazina, Director, Transportation and Engineering

City of Cincinnati
An Ordinance No. _____

CHM

EESW
- 2022

AUTHORIZING the City Manager to execute a *Grant of Easement* in favor of Robert B. Hinton, Jr., pursuant to which the City of Cincinnati will grant an easement for retaining walls and pavement that encroach upon portions of Handasyde Court and Menlo Avenue in Hyde Park.

WHEREAS, Robert B. Hinton, Jr. ("Grantee"), holds title to certain real property located at 2503 Handasyde Court in the Hyde Park neighborhood; and

WHEREAS, the City of Cincinnati ("City") owns the adjoining Handasyde Court and Menlo Avenue public rights-of-way ("Property"), which Property is under the management of the City's Department of Transportation and Engineering ("DOTE"); and

WHEREAS, Grantee has requested an easement from the City for certain improvements that encroach upon portions of the Handasyde Court and Menlo Avenue public rights-of-way, namely, retaining walls and pavement for a driveway, as more particularly described in the *Grant of Easement* attached to this ordinance as Attachment A and incorporated herein by reference ("Easement"); and

WHEREAS, the City Manager, in consultation with DOTE, has determined (i) that granting the Easement to Grantee is not adverse to the City's retained interest in the Property and (ii) that granting the Easement will not have an adverse effect on the usability or accessibility of any existing transportation facilities located within the public rights-of-way; and

WHEREAS, pursuant to Cincinnati Municipal Code Sec. 331-5, Council may authorize the encumbrance of City-owned property without competitive bidding in those cases in which it determines that it is in the best interest of the City; and

WHEREAS, the City's Real Estate Services Division has determined by an appraisal that the fair market value of the Easement is approximately \$3,150, however, in consideration of the costs incurred by Grantee in constructing a public sidewalk in the Handasyde Court and Menlo Avenue public rights-of-way at the request of the City, the City has agreed to convey the Easement for \$1.00 because the City anticipates that the City and the general pedestrian public will receive a combination of economic and non-economic benefits from the public sidewalk that will equal or exceed the fair market value of the Easement; and

WHEREAS, the City Planning Commission, having the authority to approve the change in the use of City-owned property, approved the Easement at its meeting on January 19, 2018; now, therefore,

BE IT ORDAINED by the Council of the City of Cincinnati, State of Ohio:

Section 1. That the City Manager is hereby authorized to execute a *Grant of Easement* in favor of Robert B. Hinton, Jr. (“Grantee”), the owner of the property located at 2503 Handasyde Court in Hyde Park, in substantially the form attached to this ordinance as Attachment A and incorporated herein by reference, pursuant to which the City of Cincinnati will grant to Grantee an easement to construct and maintain encroachments (“Easement”) upon portions of the Handasyde Court and Menlo Avenue public rights-of-way (“Property”), as more particularly described in Attachment A.

Section 2. That granting the Easement to Grantee (i) is not adverse to the City’s retained interest in the Property; and (ii) will not have an adverse effect on the usability or accessibility of any existing transportation facilities located within the public rights-of-way.

Section 3. That it is in the best interest of the City to grant the Easement without competitive bidding because, as a practical matter, no one other than Grantee, an adjoining property owner, would have any use for the Easement.

Section 4. That the fair market value of the Easement, as determined by a professional appraisal by the City’s Real Estate Services Division, is approximately \$3,150, however, in consideration of the costs incurred by Grantee in constructing a public sidewalk in the Handasyde Court and Menlo Avenue public rights-of-way at the request of the City, the City has agreed to convey the Easement for \$1.00 because the City anticipates that the City and the general pedestrian public will receive a combination of economic and non-economic benefits from the public sidewalk that will equal or exceed the fair market value of the Easement.

Section 5. That the proceeds from the *Grant of Easement* shall be deposited into Property Management Fund 209 to pay the fees for services provided by the City’s Real Estate Services Division in connection with the *Grant of Easement*, and that the City’s Finance Director is

hereby authorized to deposit amounts in excess thereof, if any, into Miscellaneous Permanent Improvement Fund 757.

Section 6. That the City's Finance Director is authorized to transfer and appropriate such excess funds from Miscellaneous Permanent Improvement Fund 757 into Capital Improvement Program Project Account No. 980x233xYY2306, "Street Improvements," in which "YY" represents the last two digits of the fiscal year in which the closing occurs and the proceeds are received, referencing the latter fiscal year if the events occur in different fiscal years.

Section 7. That the City Manager and other City officials are authorized to take all necessary and proper actions to carry out the provisions of this ordinance and to fulfill the terms of the *Grant of Easement*, including, without limitation, executing any and all ancillary agreements, plats, and other real estate documents.

Section 8. That this ordinance shall take effect and be in force from and after the earliest period allowed by law.

Passed: _____, 2022

Aftab Pureval, Mayor

Attest: _____
Clerk

GRANT OF EASEMENT

(2503 Handasyde Court)

This Grant of Easement (this “**Easement**”) is executed on the Effective Date (as defined on the signature page hereof) by the **CITY OF CINCINNATI**, an Ohio municipal corporation, the address of which is 801 Plum Street, Cincinnati, Ohio 45202 (the “**City**”), in favor of **ROBERT B. HINTON, JR.**, married, whose tax mailing address is 2503 Handasyde Court, Cincinnati, Ohio 45208 (“**Grantee**”).

Recitals:

A. By virtue of a Deed recorded in Official Record 13763, Page 1289, Hamilton County, Ohio Recorder's Office, Grantee owns the residential real property located at 2503 Handasyde Court, Cincinnati, Ohio, designated as Auditor's Parcel Number 046-0001-0022, as described on Exhibit A (*Legal Description-Grantee's Property*) hereto (“**Grantee's Property**”).

B. The City owns the abutting public rights-of-way known as Handasyde Court and Menlo Avenue, as depicted on Exhibit B (*Site Map*), which are under the management and control of the City's Department of Transportation and Engineering (“**DOT**”).

C. Grantee has constructed certain improvements that encroach upon Handasyde Court and Menlo Avenue, namely: retaining walls and pavement for a driveway that serves Grantee's residence (the “**Improvements**”), as more particularly depicted on Exhibit B.

D. The parties now desire to memorialize Grantee's ownership and corresponding obligation to maintain and repair the Improvements.

E. The City Manager, in consultation with DOT, has determined that (i) granting this Easement will not have an adverse effect on the City's retained interest in the Handasyde Court and Menlo Avenue public rights-of-way, and (ii) granting this Easement will not have an adverse effect on the usability or accessibility of any existing Handasyde Court and Menlo Avenue public right-of-way facilities.

F. The City's Real Estate Services Division has determined by appraisal that the fair market value of the Easement is \$3,150, however in consideration of the costs incurred by Grantee in constructing a public sidewalk in the Handasyde Court and Menlo Avenue public rights-of-way at the request of the City, the City has agreed to convey this Easement for \$1.00 because the City anticipates that the City and the general pedestrian public will receive a combination of economic and non-economic benefits from the public sidewalk that will equal or exceed the fair market value of this Easement.

G. City Planning Commission, having authority to approve the change in the use of City-owned property, approved this Easement at its meeting on January 19, 2018.

H. Execution of this instrument was authorized by Ordinance No. ____-2022, passed by Cincinnati City Council on _____, 2022.

NOW THEREFORE, for good and valuable consideration, the receipt and sufficiency of which is hereby acknowledged, the parties hereby agree as follows:

1. Grant of Easement; Termination.

(A) Grant of Easement. The City hereby grants to Grantee, on the terms and conditions set forth herein, as an appurtenance to and for the benefit of Grantee's Property, a non-exclusive easement to use, maintain, repair, reconstruct, replace, and remove the Improvements over the portions of the Handasyde Court and Menlo Avenue public rights-of-way, as more particularly depicted on Exhibit B and described on Exhibit C (Legal Description – Easement Areas) hereto (the "**Easement Areas**"). For all purposes, Grantee shall be deemed to be the owner of the Improvements. The City has no responsibility or liability for the design, constructability, functionality, physical condition or any other aspect of the Improvements.

(B) Termination. Notwithstanding anything herein to the contrary, this Easement shall automatically terminate, and the City shall have the right to execute and record an instrument memorializing the termination of this Easement in the Hamilton County Recorder's Office, (i) upon any permanent alteration or elimination of the Improvements within the Easement Areas such that this Easement or any portion thereof would be rendered unnecessary; (ii) upon written notice from the City if the City determines that it needs the Easement Areas or any portion thereof for a municipal purpose, including, without limitation, to comply with Americans with Disabilities Act ("**ADA**") regulations or accessibility standards; (iii) if Grantee completely removes the Improvements and does not commence construction of replacement improvements within 90 days thereafter; or (iv) upon written notice from the City if the City determines that the Improvements are creating a public safety issue, such as noncompliance with ADA accessibility regulations, or contributing to adverse impacts on the usability or accessibility of any Handasyde Court or Menlo Avenue public right-of-way facilities. Upon the termination of this Easement, Grantee shall undertake all necessary steps to design, engineer, and obtain necessary approvals from the City to remove, relocate, and reconstruct the Improvements. Grantee shall have up to 180 days to remove and relocate the Improvements upon obtaining all necessary City approvals. Grantee shall be solely responsible for any and all costs incurred in relocating, reconstructing, or constructing replacement improvements. Upon the City's termination of this instrument, if Grantee fails to remove the Improvements as noted herein, the City and its contractors shall have the right to remove and destroy or otherwise dispose of the Improvements, without liability of any kind to Grantee.

2. Maintenance and Repairs. Grantee shall maintain the Improvements in a continuous state of good and safe condition and repair and shall promptly repair any and all resulting damage to City property caused thereby, including, without limitation, damaged vegetation. In the event Grantee fails to maintain and repair the Improvements as required hereunder or violates any of the covenants or restrictions contained herein, the City shall have the right to undertake such maintenance and repairs and to take any and all other necessary corrective actions, whereupon Grantee shall reimburse the City for its costs of doing so within thirty (30) days after receipt of an invoice from the City. Once installed, Grantee shall not make any alterations to the Improvements without the prior written consent of DOTE. Grantee shall not install any improvements or otherwise utilize any areas outside the Easement Areas.

3. Costs; Compliance with Laws. All costs associated with the maintenance and repair of the Improvements, including restoration work to any and all affected portions of City property, shall be borne solely by Grantee. All work undertaken by Grantee hereunder shall be in compliance with all applicable

codes, laws and other governmental requirements. Grantee shall obtain a public tree work permit from the Parks Department if working within 15 feet of any public tree within the public right-of-way.

4. Third-Party Utility Lines. Grantee acknowledges there may be existing easements, utility lines and related facilities in the vicinity of the Easement Areas ("**Third-Party Utility Lines**"). In connection with Grantee's maintenance and repair activities under this instrument, Grantee shall not interfere with the access of any utility company to maintain and repair the Third-Party Utilities Lines, and shall, at Grantee's expense, promptly repair any and all damage to the Third-Party Utility Lines caused by Grantee or its agents, employees or contractors. Any relocation of Third-Party Utility Lines necessitated by Grantee's activities under this instrument shall be handled entirely at Grantee's expense. Grantee acknowledges that access to water service branches may be affected by the Improvements. Repairs of any future leaks of the branches on the corresponding water service branches shall be repaired entirely at Grantee's expense.

5. Insurance; Indemnification. At all times during which Grantee is undertaking work within the Easement Areas, Grantee shall maintain a policy of Commercial General Liability insurance, with an insurance company reasonably acceptable to the City and naming the City as an additional insured, in an amount not less than \$1,000,000 per occurrence, combined single limit, \$2,000,000 aggregate, or in such greater amount and with such additional coverages as the City may from time to time require. Grantee shall furnish to the City a certificate of insurance evidencing such insurance upon the City's request, and in any event prior to undertaking any work within the Easement Areas. Grantee hereby waives all claims and rights of recovery against the City, and on behalf of Grantee's insurers, rights of subrogation, in connection with any damage to the Improvements, no matter how caused. Grantee shall defend (with counsel reasonably acceptable to the City), indemnify, and hold the City harmless from and against any and all claims, actions, losses, costs (including, without limitation, attorneys' fees), liability and damages suffered or incurred by, or asserted against, the City in connection with the construction, maintenance, repair or other matters associated with the Improvements.

6. Notices. All notices given hereunder shall be in writing and shall be sent by U.S. certified or registered mail, return receipt requested, or delivered by a recognized courier service, or by personal delivery, to Grantee, and its respective successors-in-interest and assigns, to 2503 Handasyde Court, Cincinnati, Ohio 45208, or such other address as either party may specify from time to time by notice given in the manner prescribed herein. All notices to the City shall be addressed to the Office of the City Manager, 801 Plum Street, Cincinnati, OH 45202, and a copy of each such notice shall simultaneously be delivered to: Department of Transportation and Engineering, 801 Plum Street, Room 450, Cincinnati, OH 45202. In the event of an alleged breach by the City of this instrument, a copy of each notice of breach shall simultaneously be delivered to the Office of the City Solicitor, 801 Plum Street, Room 214, Cincinnati, OH 45202.

7. Default. An event of default shall be deemed to have occurred if Grantee, its successors-in-interest, or assigns fail to perform any required work under this instrument, including, but not limited to, the obligations set forth in Section 1(B), and fail to address the same to DOTE's satisfaction within thirty (30) days after receiving written notice thereof from DOTE, upon which the City shall have right to perform such work, at Grantee's expense, payable within ten (10) days after receiving an invoice from DOTE evidencing the amount due. Grantee, its successors-in-interest, or assigns shall be liable to DOTE for the payment of such work. Any outstanding amount due under this instrument shall create a lien on the Grantee's Property until fully paid. At the City's option, the City may file an affidavit in the Hamilton County, Ohio Recorder's office to memorialize any outstanding amounts due under this instrument.

8. Covenants Running with the Land. The provisions hereof shall run with the land and shall inure to the benefit of and be binding upon the parties hereto and their respective successors-in-interest.

9. Governing Law; Severability. This instrument shall be governed by and construed in accordance with the laws of the City of Cincinnati and the State of Ohio. If any provisions hereof are

determined to be invalid or unenforceable by a court of law, the remainder of this instrument shall not be affected thereby, and all other provisions of this instrument shall be valid and enforceable to the fullest extent permitted by law.

10. Coordinated Report Conditions (CR #99-2016). The following additional conditions shall apply:

(A) DOTe: A DOTE street opening permit, obtained by a DOTE licensed street contractor, is required for all private improvements in the public right-of-way. All improvements in the public right-of-way must be built to City standards, policies and guidelines. Application for permits may be made at Room 425, City Hall, 801 Plum Street. Please note that plan drawings (2 sets), to be reviewed by DOTE, must be attached to the permit application.

(B) Altafiber: There are existing underground telephone facilities at or around this location. The existing facilities must remain in place, in service and able to be accessed. Any damage done to the facilities, or any work done to relocate the facilities as a result of this instrument will be handled entirely at Grantee's expense.

11. Counterparts and Electronic Signatures. This instrument may be executed by the parties hereto in two or more counterparts and each executed counterpart shall be considered an original. This instrument may be executed and delivered by electronic signature; any original signatures that are initially delivered electronically shall be physically delivered as soon as reasonably possible.

12. Exhibits. The following exhibits are attached hereto and made a part hereof:

Exhibit A—*Legal Description-Grantee's Property*

Exhibit B—*Survey*

Exhibit C—*Legal Description – Easement Areas*

[SIGNATURE PAGE FOLLOWS]

Executed on the date of acknowledgement indicated below (the "Effective Date").

CITY OF CINCINNATI

By: _____

Printed Name: _____

Title: _____

Date: _____, 2022

STATE OF OHIO)
) ss:
COUNTY OF HAMILTON)

The foregoing instrument was acknowledged before me this ____ day of _____, 2022 by _____, the _____ of the City of Cincinnati, an Ohio municipal corporation, on behalf of the municipal corporation. The notarial act certified hereby is an acknowledgment. No oath or affirmation was administered to the signer with regard to the notarial act certified hereby.

Notary Public
My commission expires: _____

Recommended by:

John S. Brazina, Director
Department of Transportation and Engineering

Approved as to Form:

Assistant City Solicitor

[*Grantee Signature Page Follows*]

ACKNOWLEDGED AND ACCEPTED BY:

GRANTEE:

Robert B. Hinton, Jr.

Date: _____, 2022

This instrument prepared by:

City of Cincinnati Law Department
801 Plum Street
Cincinnati, OH 45202

EXHIBIT A

Situate in Section 32, Town 4, Fractional Range 2, Miami Purchase, City of Cincinnati, Hamilton County, Ohio, being part of Lot 9, Barnabas Niles Estate recorded in Deed Book 94, Page 121, and being all of the lands conveyed to Robert B. Jr. and Andrea C. Hinton as recorded in Official Record 10217, Page 868 Hamilton County, Ohio Recorder's Office, more particularly described as follows:

Beginning at an existing 3/4" iron pipe in the south Right-Of-Way line of Handasyde Court (50' Right-of-Way), said point lying North 87° 30' 00" East, 285 feet from the northwest corner of said Lot 9 of Barnabas Niles Estate, said point also being the northwest corner of the lands conveyed to Warner A. Meyers and Kim Stookey-Myers by deed recorded in Official Record 12498, Page 178 Hamilton County, Ohio Recorder's Office;

Thence leaving said south Right-Of-Way line of Handasyde Court and with the west line of said Myers' land, South 02° 05' 00" East, a distance of 387.97 feet to a 5/8" iron pin set at the northeast corner of Parcel 2 of lands conveyed to Daniel H. and Judith S. McKinney, Trustees, by deed recorded in Official Record 7563, Page 951 Hamilton County, Ohio Recorder's Office and in the west line of the lands conveyed to Cincinnati Country Club by deed recorded in Official Record 8871, Page 1203 Hamilton County, Ohio Recorder's Office;

Thence with the north line of said Parcel 2, South 86° 19' 20" West, a distance of 142.55 feet to a 5/8" iron set at the northwest corner of Parcel 2 and in the east line of Parcel 1 of said McKinney lands;

Thence in part with the east line of said McKinney lands, North 02° 05' 00" West, a distance of 390.90 feet to a 5/8" iron pin set at the northeast corner of the lands conveyed to Michelle S. and Donald E. Hershey by deed recorded in Official Record 8262, Page 1376 Hamilton County, Ohio Recorder's Office, said point also being in the south Right-Of-Way line of said Handasyde Court;

Thence with the south line of said Handasyde Court, North 87° 30' 00" East, 142.50 feet to the point of beginning.

Containing 1.2739 acres of land.

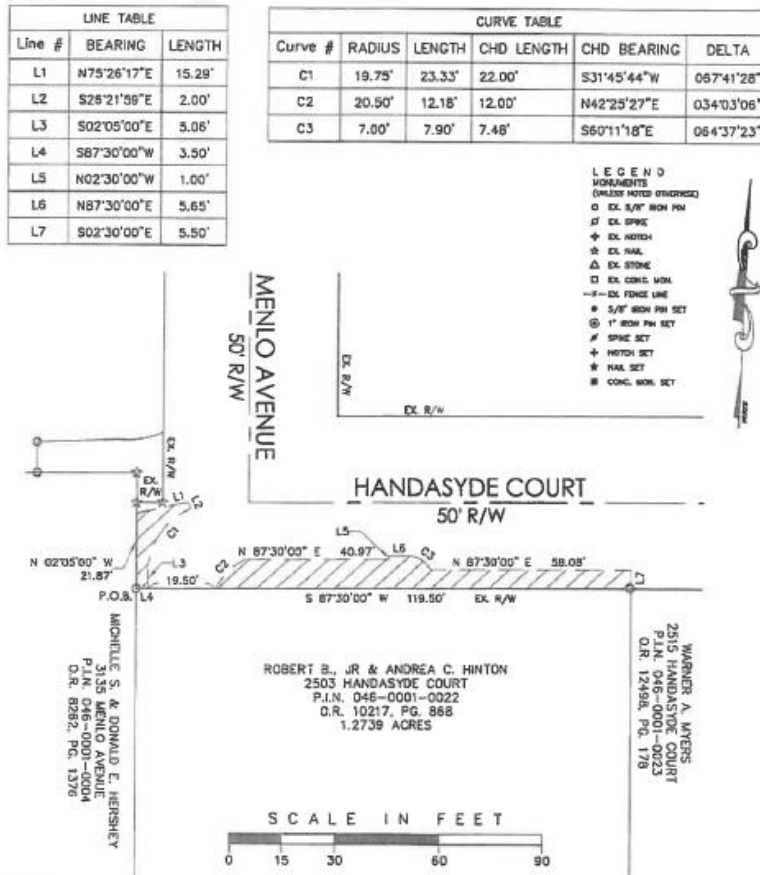
Subject to all legal highways, easements and restrictions of record.

The above description is the result of a survey prepared by McGill Smith Punshon, Inc. under the direction of Melvin W. Pistor, Jr., P.S. No. 8180, dated October 7, 2015. Bearings based on Barnabas Niles Subdivision as recorded in Plat Book 94, Page 121, Hamilton County, Ohio Recorder's Office.

Auditor's Parcel No.: 046-0001-022

Property Address: 2503 Handasyde Court, Cincinnati, Ohio 45208

EXHIBIT B



WALL EASEMENT 2503 HANDASYDE COURT

0.0222 ACRES TOTAL

PART OF LOT 9 OF BARNABAS NILES SUBDIVISION
SECTION 32, TOWN 4, FRACTIONAL RANGE 2, MIAMI PURCHASE
CITY OF CINCINNATI, HAMILTON COUNTY, OHIO



msp McGill Smith Punshon, Inc.
 3700 Park 42 Drive • Suite 1908
 Cincinnati, Ohio 45241-2097
 Tel 513.759.0004 • Fax 513.563.7099
 www.mcgillsmithpunshon.com

Engineers • Architects • Surveyors • Landscape Architects • Planners

Drawn By	MWP	Date	06-17-17	Project No.	15200.12	Sheet No.	1/1
Project Mgr.	MWP	Scale	1"=20'	Points D.B.	10452		

EXHIBIT C

DESCRIPTION FOR: Wall Easement – 0.0034 Ac.

LOCATION: 2503 Handasyde Court

Situate in Section 32, Town 4, Fractional Range 2, Miami Purchase, City of Cincinnati, Hamilton County, Ohio and being an easement located within the public right-of-way of Handasyde Court (50' right-of-way), and being more particularly described as follows:

Beginning at a point at the southwest corner of the right-of-way line of said Handasyde Court, said point being the northwest corner of the lands conveyed to Robert B. Jr. and Andrea C. Hinton as recorded in Official Record 10217, Page 868 Hamilton County, Ohio Recorder's Office, said point also being in the east line of the lands conveyed to Michelle S. and Donald E. Hershey as recorded in Official Record 8262, Page 1376 Hamilton County, Ohio Recorder's Office;

Thence with the east line of said Michelle S. and Donald E. Hershey and the west right-of-way line of Handasyde Court, the following six (6) courses and distance:

1. North 02°05'00" West, 21.87 feet to a point;
2. North 75°26'17" East, 15.29 feet to a point;
3. South 26°21'59" East, 2.00 feet to a point;
4. Along an arc deflecting to the left, having a radius of 19.75 feet, a distance of 23.33 feet, a central angle of 67°41'28", the chord of said arc bears South 31°45'44" West, 22.00 feet to a point;
5. South 02°05'00" East, 5.06 feet to a point;
6. South 87°30'00" West, 3.50 feet to the point of beginning.

Containing 0.0034 acres of land.

Subject to all legal highways, easements and restrictions of record.

The above described Wall Easement is in favor of the owners of 2503 Handasyde Court, as grantees interests lie, their heirs, successors, administrators and/or assigns and is for the maintenance and repair of a landscape and retaining wall.

The above description is the result of a survey prepared by McGill Smith Punshon, Inc. under the direction of Melvin W. Pistor, Jr., P.S. No. 8180, dated May 17, 2017. Bearings based on Barnabas Niles Subdivision as recorded in Plat Book 94, Page 121, Hamilton County, Ohio Recorder's Office.

Prepared by: McGill Smith Punshon, Inc.
Date: May 17, 2017
MSP No.: 15200.12

15200123-EAS Wall Legal 0.0034 AC.docx



McGill Smith Punshon, Inc.
3700 Park 42 Drive • Suite 1908 • Cincinnati, Ohio • 45241-2097
513.759.0004 • Fax 513.563.7099 • www.mcgillsmithpunshon.com



Exhibit C, continued

DESCRIPTION FOR: Wall Easement – 0.0188 Ac.

LOCATION: 2503 Handasyde Court

Situate in Section 32, Town 4, Fractional Range 2, Miami Purchase, City of Cincinnati, Hamilton County, Ohio and being an easement located within the public right-of-way of Handasyde Court (50' right-of-way), and being more particularly described as follows:

Beginning at a point in the south right-of-way line of said Handasyde Court, said point being the northeast corner of the lands conveyed to Robert B. Jr. and Andrea C. Hinton as recorded in Official Record 10217, Page 868 Hamilton County, Ohio Recorder's Office, said point also being the northwest corner of the lands conveyed to Warner A. Meyers as recorded in Official Record 12498, Page 178 Hamilton County, Ohio Recorder's Office;

Thence with the north line of said Robert B. Jr. and Andrea C. Hinton and the south right-of-way line of Handasyde Court, South 87°30'00" West, 119.50 feet to a point;

Thence leaving said north line of Robert B. Jr. and Andrea C. Hinton the following seven (7) courses and distances:

1. Along an arc deflecting to the right, having a radius of 20.50 feet, a distance of 12.18 feet, a central angle of 34°03'06", the chord of said arc bears North 42°25'27" East, 12.00 feet to a point;
2. North 87°30'00" East, 40.97 feet to a point;
3. North 02°30'00" West, 1.00 feet to a point;
4. North 87°30'00" East, 5.65 feet to a point;
5. Along an arc deflecting to the right, having a radius of 7.00 feet, a distance of 7.90 feet, a central angle of 64°37'23", the chord of said arc bears South 60°11'18" East, 7.48 feet to a point;
6. North 87°30'00" East, 58.08 feet to a point;
7. South 02°30'00" East, 5.50 feet to the point of beginning.

Containing 0.0188 acres of land.

Subject to all legal highways, easements and restrictions of record.

The above described Wall Easement is in favor of the owners of 2503 Handasyde Court, as grantees interests lie, their heirs, successors, administrators and/or assigns and is for the maintenance and repair of a landscape and retaining wall.

The above description is the result of a survey prepared by McGill Smith Punshon, Inc. under the direction of Melvin W. Pistor, Jr., P.S. No. 8180, dated May 17, 2017. Bearings based on Barnabas Niles Subdivision as recorded in Plat Book 94, Page 121, Hamilton County, Ohio Recorder's Office.

McGill Smith Punshon, Inc.
3700 Park 42 Drive • Suite 1908 • Cincinnati, Ohio • 45241-2097
513.759.0004 • Fax 513.563.7099 • www.mcgillsmithpunshon.com



Date: September 8, 2022

202201740

To: Mayor and Members of City Council

From: Sheryl M. M. Long, City Manager

Subject: ORDINANCE – CONSENT LEGISLATION FOR ODOT BRIDGE MAINTENANCE

Attached is an ordinance captioned as follows:

AUTHORIZING the City Manager to take all necessary and proper actions to cooperate with the Director of the Ohio Department of Transportation to facilitate the performance of bridge maintenance activities for the bridges located on State Route 32 over the Little Miami River, 9th Street over Interstate 75, and E. McMillan Street over Interstate 71 in connection with the Ohio Department of Transportation's district-wide bridge maintenance project in the City of Cincinnati.

The bridges are located in the neighborhoods of Linwood, West End, and Walnut Hills within the City of Cincinnati corporation limits.

State Route 32 over the Little Miami River work includes replacing bridge bearings and cleaning beam seats, 9th Street over I-75 work includes replacing and cleaning bridge drainage items, and McMillan Street over I-71 work includes repairing sidewalks and sealing the bridge deck.

The City's Department of Transportation and Engineering (DOTE) has reviewed and approves of the proposed project that is scheduled for field construction in 2023 and 2024.

The State of Ohio will provide 100% of the cost of the Project. Upon completion of the project, the City will continue its existing right of way maintenance responsibilities.

The Administration recommends passage of the attached ordinance.

cc: John S. Brazina, Director, Transportation and Engineering

JRS
EESW

City of Cincinnati
An Ordinance No. _____ - 2022

AUTHORIZING the City Manager to take all necessary and proper actions to cooperate with the Director of the Ohio Department of Transportation to facilitate the performance of bridge maintenance activities for the bridges located on State Route 32 over the Little Miami River, 9th Street over Interstate 75, and E. McMillan Street over Interstate 71 in connection with the Ohio Department of Transportation's district-wide bridge maintenance project in the City of Cincinnati.

WHEREAS, the Ohio Department of Transportation ("ODOT") has identified the need to perform bridge maintenance activities as part of its district-wide bridge maintenance project, which may include replacing bridge bearings and cleaning beam seats for the bridge on State Route 32 over the Little Miami River (SFN 3102076), replacing and cleaning bridge-drainage items for the bridge on 9th Street over Interstate 75 (SFN 3109038), and repairing sidewalks and sealing the bridge deck for the bridge on E. McMillan Street over Interstate 71 (SFN 3114260) (PID No. 105478) ("Project"); and

WHEREAS, except as needed for temporary access, no transfer of City right-of-way is required for the Project, and no change in the use of City streets is expected to arise from the Project; and

WHEREAS, the State of Ohio shall provide 100% of the eligible cost of the Project; and

WHEREAS, ODOT has requested that all necessary rights of way in the Project area be made available for the Project in accordance with current state and federal regulations; and

WHEREAS, the City's Department of Transportation & Engineering has reviewed and approved the proposed Project; and

WHEREAS, the extent of City streets and changes in their use are subject to review and approval by the City Planning Commission, but no changes requiring the commission's review have been identified at this stage of the Project; and

WHEREAS, upon completion of the Project, ODOT and the City desire for the City to continue its existing maintenance responsibilities for the right of way in the Project area, as applicable, and other duties required by applicable state and federal law; now, therefore,

BE IT ORDAINED by the Council of the City of Cincinnati, State of Ohio:

Section 1. That the City of Cincinnati consents to and shall cooperate with the Director of the Ohio Department of Transportation ("ODOT"), on behalf of the State of Ohio, to facilitate the

performance of bridge maintenance activities as part of ODOT's district-wide bridge maintenance project, which shall include replacing bridge bearings and cleaning beam seats for the bridge on State Route 32 over the Little Miami River (SFN 3102076), replacing and cleaning bridge drainage items for the bridge on 9th Street over Interstate 75 (SFN 3109038), and repairing sidewalks and sealing the bridge deck for the bridge on E. McMillan Street over Interstate 71 (SFN 3114260) (PID No. 105478) ("Project").

Section 2. That the State of Ohio will assume and bear 100% of the cost of the improvements proposed as part of the Project.

Section 3. That the City shall bear 100% of the cost of those features, if any, requested by the City that ODOT and the Federal Highway Administration determine to be unnecessary for the Project; as of the date of this ordinance, no such features have been identified.

Section 4. That the City agrees to make available to ODOT all City rights-of-way required for the Project, including utility relocation, in accordance with current state and federal regulations and subject to any additional City approvals required for the encumbrance or acquisition of City property or change in use of City streets. The City acknowledges that all utility accommodation, relocation, and reimbursement in connection with the Project will comply with the current provisions of 23 C.F.R. 645 and the ODOT Utilities Manual.

Section 5. That, from time to time, change orders and extra-work contracts may be required to fulfill the Project, and ODOT shall provide written notice to the City, which shall process such as needed and contribute the City's share of the costs of those items; as of the date of this ordinance, no such costs have been identified.

Section 6. That, to the extent applicable and unless otherwise agreed, the City upon completion of the Project shall: (1) provide adequate maintenance for the Project in accordance

with all applicable state and federal law, including, but not limited to, 23 U.S.C. Section 116; (2) provide ample financial provisions, as necessary, for any City maintenance responsibilities in connection with the Project; (3) to the extent required by state and federal law, maintain the right of way and keep it free of obstructions; and (4) hold said right of way inviolate for public highway purposes.

Section 7. That the City Manager is hereby authorized to enter into any agreements and process any change orders or extra-work orders connected thereto with the Director of ODOT, or ODOT-prequalified consultants, as necessary to complete the Project in accordance with the terms of this ordinance.

Section 8. That the City Manager is further authorized to execute any documents, upon the request of ODOT, necessary to allow ODOT to recover damages or exercise its rights and remedies under any contracts arising from any errors or omissions of any contractors or consultants.

Section 9. That the City Manager and the appropriate City officials are hereby authorized to take all necessary and proper actions to cooperate with the Director of ODOT to facilitate the Project.

Section 10. That this ordinance shall take effect and be in force from and after the earliest period allowed by law.

Passed: _____, 2022

Aftab Pureval, Mayor

Attest: _____
Clerk

Date: September 8, 2022

202201741

To: Mayor and Members of City Council

From: Sheryl M. M. Long, City Manager

Subject: ORDINANCE – CINFED FEDERAL CREDIT UNION PROPERTY SALE AGREEMENT

Attached is an ordinance captioned as follows:

AUTHORIZING the City Manager to execute a *Property Sale Agreement* with Cinfed Federal Credit Union, pursuant to which the City will sell certain real property located at 4700 Ridge Avenue in Oakley, acquire a portion of real property located at 4704 Ridge Avenue in fee simple for public right-of-way purposes, and acquire a public utility easement on, under, and across a portion of said real property located at 4704 Ridge Avenue.

The City of Cincinnati holds title to an unimproved parcel of real property in the Oakley neighborhood located at 4700 Ridge Avenue (the “Sale Property”), which is under the management and control of the City’s Department of Transportation and Engineering (“DOTE”).

Cinfed Federal Credit Union (“Petitioner”) holds title to an unimproved parcel of real property adjacent to the Sale Property at 4704 Ridge Avenue (the “Petitioner’s Property”). Petitioner desires to purchase the Sale Property from the City subject to the reservation and creation of a permanent utility easement. Petitioner has also agreed to the following: (i) to convey to the City a 200-square-foot portion of Petitioner’s Property (the “ROW Property”) for public right-of-way purposes and (ii) to grant the City a public utility easement on, under, and across a 500-square-foot portion of Petitioner’s Property.

The City Manager, upon consultation with DOTE, has determined that the Property is not needed for transportation or any other municipal purpose subject to the reservation and creation of a permanent utility easement.

The approximate fair market value of the Sale Property is \$74,750, the approximate fair market value of the ROW Property is \$1,850, and the approximate fair market value of the utility easement on Petitioner’s Property is \$2,310. The collective difference is \$70,590 which Petitioner has agreed to pay.

The City Planning Commission approved the sale of the Property at its meeting on June 3, 2022.

The Administration recommends passage of the attached ordinance.

Attachment I – Property Sale Agreement

cc: John S. Brazina, Director, Transportation and Engineering

City of Cincinnati
An Ordinance No. _____

CHM

- 2022

EESW

AUTHORIZING the City Manager to execute a *Property Sale Agreement* with Cinfed Federal Credit Union, pursuant to which the City will sell certain real property located at 4700 Ridge Avenue in Oakley, acquire a portion of real property located at 4704 Ridge Avenue in fee simple for public right-of-way purposes, and acquire a public utility easement on, under, and across a portion of said real property located at 4704 Ridge Avenue.

WHEREAS, the City holds title to an unimproved parcel of real property in the Oakley neighborhood located at 4700 Ridge Avenue and identified as Hamilton County, Ohio Auditor's Parcel ID No. 051-0003-0046-00, and more particularly described in the *Property Sale Agreement* attached to this ordinance as Attachment A and incorporated herein by reference (the "Sale Property"), which Sale Property is under the management of the City's Department of Transportation and Engineering ("DOT"); and

WHEREAS, Cinfed Federal Credit Union, a corporation organized and existing under the laws of the United States of America ("Petitioner"), holds title to an unimproved parcel of real property adjacent to the Sale Property at 4704 Ridge Avenue, identified as Hamilton County, Ohio Auditor's Parcel ID No. 051-0003-0045-00, and more particularly described on Attachment A ("Petitioner's Property"); and

WHEREAS, Petitioner has petitioned the City to sell the Sale Property (subject to the reservation and creation of a permanent utility easement on, under, and across the Sale Property for an existing watermain and associated appurtenances and equipment, as more particularly described on Attachment A ("4700 Watermain Easement")), and as a material inducement for the City's sale of the Sale Property, Petitioner has agreed to the following: (i) to convey to the City a 200-square-foot portion of Petitioner's Property for public right-of-way purposes, as more particularly described in Attachment A (the "ROW Property") and (ii) to grant the City a public utility easement on, under, and across a 500-square-foot portion of Petitioner's Property for an existing watermain and associated appurtenances and equipment, as more particularly described on Attachment A (the "4704 Watermain Easement"); and

WHEREAS, pursuant to Cincinnati Municipal Code Section 331-1, the City may sell real property that is not needed for municipal purposes; and

WHEREAS, the City Manager, being the officer having custody and control of the Sale Property, and upon consultation with DOT, has determined that the City does not need the Sale Property for transportation or any other municipal purpose, subject to the reservation and creation of the 4700 Watermain Easement, as more particularly described on Attachment A; and

WHEREAS, the City's Real Estate Services Division has determined, by a professional appraisal, that: (i) the fair market value of the Sale Property (subject to the 4700 Watermain Easement) is approximately \$74,750.00, (ii) the fair market value of the ROW Property is approximately \$1,850.00, and (iii) the fair market value of the 4704 Watermain Easement is approximately \$2,310.00, a collective difference of \$70,590.00, which Petitioner has agreed to pay; and

WHEREAS, pursuant to Cincinnati Municipal Code Section 331-5, Council may authorize the sale of City-owned real property without competitive bidding in those cases in which it determines that it is in the best interest of the City and eliminating competitive bidding in connection with the City's sale of the Sale Property is appropriate because Petitioner is the only party realistically suited to redevelop the Sale Property because Petitioner holds title to all non-City-controlled real property encircling the Sale Property, and, as a material consideration for the City's sale of the Sale Property, Petitioner has agreed to encumber its real property with the 4704 Watermain Easement and to convey property to the City for incorporation as portions of the Ridge Avenue public right-of-way; and

WHEREAS, the City Planning Commission, having the authority to approve the change in the use of City-owned property, approved the sale of the Sale Property at its regularly scheduled meeting on June 3, 2022; now, therefore,

BE IT ORDAINED by the Council of the City of Cincinnati, State of Ohio:

Section 1. That the City Manager is hereby authorized to execute a *Property Sale Agreement* with Cinfed Federal Credit Union, a corporation organized and existing under the laws of the United States of America ("Petitioner"), in substantially the form attached to this ordinance as Attachment A and incorporated herein by reference (the "Agreement"), pursuant to which the City of Cincinnati will (i) sell to Petitioner an unimproved parcel of real property in the Oakley neighborhood located at 4700 Ridge Avenue, identified as Hamilton County, Ohio Auditor's Parcel ID No. 051-0003-0046-00, as more particularly described in the Agreement (the "Sale Property"), subject to the reservation and creation of a permanent utility easement on, under, and across the Sale Property for an existing watermain and associated appurtenances and equipment, as more particularly described on Attachment A ("4700 Watermain Easement"); (ii) acquire in fee simple for public right-of-way purposes a 200-square-foot portion of real property located at 4704 Ridge Avenue, as more particularly described in the Agreement (the "ROW

Property”); and (iii) acquire a public utility easement on, under, and across a 500-square-foot portion of certain real property located at 4704 Ridge Avenue for an existing watermain and associated appurtenances and equipment, as more particularly described in the Agreement (the “4704 Watermain Easement”).

Section 2. That the Sale Property is not needed for transportation or other municipal purposes, subject to the reservation and creation of the 4700 Watermain Easement, as more particularly described in the Agreement.

Section 3. That the City’s Real Estate Services Division has determined, by a professional appraisal, that: (i) the fair market value of the Sale Property (subject to the 4700 Watermain Easement) is approximately \$74,750.00, (ii) the fair market value of the ROW Property is approximately \$1,850.00, and (iii) the fair market value of the 4704 Watermain Easement is approximately \$2,310.00, a collective difference of \$70,590.00, which Petitioner has agreed to pay.

Section 4. That eliminating competitive bidding in connection with the City’s sale of the Sale Property is in the best interest of the City because Petitioner is the only party realistically suited to redevelop the Sale Property because Petitioner owns or controls all non-City-controlled real property that encircles the Sale Property, and, as a material consideration for the City’s sale of the Sale Property, Petitioner has agreed to encumber its real property with the 4704 Watermain Easement and to convey property for incorporation as portions of the Ridge Avenue public right-of-way.

Section 5. That the proceeds from the sale of the Sale Property, if any, shall be deposited into Property Management Fund 209 to pay the fees for services provided by the City’s Real Estate Services Division in connection with the sale, and that the City’s Finance Director is

hereby authorized to deposit amounts in excess thereof into Miscellaneous Permanent Improvement Fund 757.

Section 6. That the City’s Finance Director is authorized to transfer and appropriate such excess funds from Miscellaneous Permanent Improvement Fund 757 into Capital Improvement Program Project Account No. 980x233xYY2306, “Street Improvements,” in which “YY” represents the last two digits of the fiscal year in which the closing occurs and the proceeds are received, referencing the latter fiscal year if the events occur in different fiscal years.

Section 7. That the City Manager and other City officials are hereby authorized to take all necessary and proper actions to carry out the provisions of this ordinance and the Agreement, including, without limitation, executing any and all ancillary agreements, deeds, plats, or other documents described in or contemplated by the Agreement, to create new encumbrances or release existing encumbrances associated with the title of the Sale Property, and to accept and to confirm the acceptance of the ROW Property and the 4704 Watermain Easement by the City, as deemed necessary or appropriate by the City Manager.

Section 8. That this ordinance shall take effect and be in force from and after the earliest period allowed by law.

Passed: _____, 2022

Aftab Pureval, Mayor

Attest: _____
Clerk

Contract No. _____

Property: 4700 Ridge Avenue

PROPERTY SALE AGREEMENT

This Property Sale Agreement (this “**Agreement**”) is made and entered into on the Effective Date (as defined on the signature page hereof) by and between the **CITY OF CINCINNATI**, an Ohio municipal corporation, the address of which for purposes of this Agreement is 801 Plum Street, Cincinnati, OH 45202 (the “**City**”) and **CINFED FEDERAL CREDIT UNION**, a corporation organized and existing under the laws of the United States of America, whose tax mailing address is 4801 Kennedy Avenue, Cincinnati, OH 45209 (“**Purchaser**”).

Recitals:

A. The City owns a vacant tract of land in the neighborhood of Oakley commonly known as 4700 Ridge Avenue, Cincinnati, OH, 45209 and identified as Hamilton County Auditor’s Parcel No. 051-0003-0046-00, as more particularly described on Exhibit A (Quitclaim Deed - Sale Property) hereto (the “**Sale Property**”). As part of the sale of the Sale Property, the City will reserve and create a 10’ wide permanent watermain easement on, under and across the Property, as more particularly described on Exhibit A. The Sale Property consists of a remnant parcel that was created due to the City’s Kennedy Connector Project and is under the management of the City’s Department of Transportation and Engineering (“**DOT**”).

B. Purchaser owns an abutting property located to the north of the Sale Property, identified as Hamilton County Auditor’s Parcel No. 051-0003-0045-00, as depicted on Exhibit B (Survey Plat) hereto (“**Purchaser’s Property**”), and desires to purchase from the City the Sale Property for any and all permitted uses.

C. The City Manager, in consultation with DOTE, has determined that the Sale Property is not needed for transportation purposes or any other municipal purpose.

D. As partial consideration for the City’s sale of the Sale Property, Purchaser has agreed to convey to the City a 200-square-foot portion of Purchaser’s Property (4’ x 50’) to be used for public right of way, as more particularly described on Exhibit D (General Warranty Deed - Acquisition Property) (the “**Acquisition Property**”). Additionally, Purchaser has agreed to grant the City a public utility easement across a 500-square-foot portion of Purchaser’s Property (10’ x 50’), as more particularly depicted on Exhibit C (Form of Watermain Easement) (the “**Watermain Easement**”), for the use and benefit of Greater Cincinnati Water Works (“**GCWW**”) for an existing 48” watermain and associated appurtenances and equipment.

E. The City’s Real Estate Services Division has determined, by a professional appraisal, that (i) the fair market value of the Sale Property is \$74,750.00, (ii) the fair market value of the Acquisition

Property is \$1,850, and (iii) the fair market value of the Watermain Easement is \$2,310, a collective difference of \$70,590, which Purchaser has agreed to pay.

F. The City has determined that eliminating competitive bidding in connection with the City's sale of the Sale Property is justified because Purchaser and the City own all real property that abuts the Sale Property, and as a practical matter no one other than an abutting property owner would have any use for it.

G. Section 13 of Article VIII of the Ohio Constitution provides that, to create or preserve jobs and employment opportunities and to improve the economic welfare of the people of the State, it is a public interest and proper public purpose for the State or its political subdivisions to sell, lease, exchange, or otherwise dispose of property within the State of Ohio for industry, commerce, distribution and research.

H. City Planning Commission, having the authority to approve the change in the use of City-owned property, approved the sale of the Sale Property to Purchaser and the acquisition of the Acquisition Property at its meeting on June 3, 2022.

I. Execution of this Agreement was authorized by Cincinnati City Council by Ordinance No. []-[], passed on [], 2022.

NOW, THEREFORE, the parties agree as follows:

1. Agreement to Sell Property Interests; Purchase Price; Title to Acquisition Property; Condition and Environmental Representations of Acquisition Property; Condition of Sale Property.

(A) Agreement to Sell Property Interests. Subject to the terms and conditions set forth herein, the City and Purchaser hereby agree to the following: (i) the City agrees to sell the Sale Property to Purchaser with a reserved 10' permanent watermain easement as described in Exhibit A, and Purchaser agrees to Purchase the Sale Property from the City, with said reserved easement; (ii) Purchaser agrees to sell the Acquisition Property to the City, and the City agrees to purchase the Acquisition Property from Purchaser; and (iii) Purchaser agrees to grant to the City the Watermain Easement on, under and across the portion of Purchaser's Property on terms set forth in Exhibit C.

(B) Purchase Price. The purchase price for the Sale Property is \$74,750, the purchase price for the Acquisition Property is \$1,850, and the purchase price for the Watermain Easement is \$2,310. At the Closing (defined below), Purchaser shall pay the City an amount equal to the purchase price of the Sale Property minus the purchase price of the Acquisition Property and the purchase price of the Watermain Easement, which equals \$70,590. Purchaser acknowledges that it is familiar with the condition of the Sale Property.

(C) Title to Acquisition Property. Purchaser represents and warrants to the City that (a) it is the sole owner of the fee simple interest in the Acquisition Property; (b) there are no tenants or other third

parties who are entitled to the use or possession of any part of the Acquisition Property (except as otherwise disclosed to the City in writing); and (c) the Acquisition Property is free and clear of all liens and encumbrances whatsoever, except: (i) mortgage liens of record; (ii) easements, restrictions, conditions and covenants of record; (iii) all legal highways; (iv) zoning and building laws, ordinances, rules and regulations; and (v) any and all taxes and assessments not yet due and payable. Purchaser shall assist, in whatever manner reasonably possible under the circumstances as requested by the City, to procure and deliver to the City any releases, assignments or cancellations of any and all other rights, titles and interests in the Acquisition Property, whether attaching to the Acquisition Property prior to or during Purchaser's ownership of the Acquisition Property. Such interests may include, but are not limited to, those belonging to tenants, lessees, mortgagees or others now in possession or otherwise occupying the Acquisition Property, and all tax and assessment claims against the Acquisition Property. Any mortgage or other monetary liens on the Acquisition Property shall be discharged and paid by Purchaser at or before Closing. If the City or Purchaser becomes aware of any title problems affecting the Acquisition Property, Purchaser, at Purchaser's expense, shall promptly take such action as is necessary to clear the title. Between the date of Purchaser's execution of this Agreement and the Closing, Purchaser shall not take any action that affects the title to the Acquisition Property, including, but not limited to conveying any leasehold interests or other interests in the Acquisition Property to any third party or granting any easements, without the City's prior written consent.

(D) Condition and Environmental Representations of Acquisition Property. Purchaser shall convey the Acquisition Property to the City in "as is" condition. Purchaser makes no representations or warranties to the City with respect to the condition of the Acquisition Property. Purchaser is not aware of the existence of any environmental contamination, environmental hazards or other adverse environmental conditions previously or currently affecting the Acquisition Property.

(E) Condition of Sale Property. The City shall convey the Sale Property to Purchaser in "as is" condition. The City makes no representations or warranties to Purchaser with respect to the condition of the Sale Property and, from and after the Closing, the City shall have no liability of any kind to Purchaser for any defects, adverse environmental conditions or any other matters affecting the Sale Property.

2. Closing.

(A) Conditions. The closing on the City's sale of the Sale Property to Purchaser and Purchaser's sale of the Acquisition Property and the Watermain Easement to the City (the "**Closing**") shall not occur unless and until the following conditions have been satisfied (the "**Conditions**"); *provided however*, that if the City, in its sole discretion, determines that one or more of the Conditions would be more appropriately handled at Closing or post-Closing, the City may, if appropriate, include such Conditions in the City's Quitclaim Deed to Purchaser or handle such Conditions post-Closing. Purchaser shall perform all work and investigations and shall obtain and prepare all necessary documents pertaining to the satisfaction of the Conditions, at no cost to the City.

- (i) Title & Survey: Purchaser's approval of title to the Sale Property and, if obtained by Purchaser, an ALTA property survey of the Sale Property;

(ii) Inspections, Utilities & Zoning/Building Code Requirements: Purchaser's approval of inspections of the Sale Property, including without limitation environmental assessments and soil assessments, all matters pertaining to utility service for the Sale Property, and all zoning and building code requirements that are applicable to the Sale Property;

(iii) Coordinated Report Conditions (CR #59-2021):

(a) DOTe:

i. Purchaser must revisit the Coordinated Site Review process for re-review and approval of any future development plans. Under such re-review:

1. DOTE will only allow a right in/right out drive which lets out on Ridge Avenue.
2. DOTE will require final approval of the site plan.
3. A DOTE street opening permit, obtained by a DOTE licensed street contractor, is required for all private improvements in the public right-of-way. All improvements in the public right-of-way must be built to City standards, policies and guidelines. Application for permits may be made at Room 425, City Hall, 801 Plum Street. Please note that plan drawings, to be reviewed and approved by DOTE, must be attached to the permit application.

ii. The purchase of the Acquisition Property by the City.

(b) GCWW:

i. GCWW has an existing 48" transmission main located towards the western property line of the Sale Property and Purchaser's Property. To protect the transmission main from future construction, GCWW requires a 10' easement along the western property line of the Sale Property and along the western property line of Purchaser's Property with the following easement restrictions:

1. The full width of the easement area must be accessible at all times for future repair, maintenance and operation purposes.
2. No building, structure or improvements of any kind shall be permitted to be placed or constructed over or upon the easement area.
3. The City of Cincinnati shall not be responsible to any present or future owners of the Sale Property or Purchaser's Property for any damage done within the easement area to sod, shrubbery, landscaping, trees, pavement, roadway improvements or other improvements either natural or artificial whether said improvements are now existing or added in the future, by reason of entering for the purpose of exercising the City's rights under this easement.

4. The City shall not be responsible to any present or future owners of the Sale Property or Purchaser's Property or future owners of property with rights of ingress and egress over the easement area for damages that may result from disruption or denial of rights of ingress and egress or other rights of access by reason of entering for the purpose of constructing, maintaining or replacing the watermain.
 5. Grade changes of plus or minus one foot over the full width profile of this easement are not permitted at any time so as not to impact any present or future water works operations.
 6. Any building, structure or improvement to be constructed on the Sale Property or Purchaser's Property in which this easement exists, shall be kept not less than three feet from the easement line nearest the site of the proposed building structure or improvement.
- ii. If the existing water service branch (H-118347) on the Sale Property or Purchaser's Property is not to be used for future development, it must be properly disconnected at the owner's expense. Purchaser would be required to complete an online FOD form authorizing removal of the existing water service branch before any new water service can be sold. Purchaser is responsible for contacting OUPS at 1-800-362-2764 at least two full working days prior to the start of work. Purchaser is responsible to make sure of the location and protection of all existing utilities on the site prior to excavation and earthwork, as well as notifying owners of underground utilities not registered with OUPS prior to work. Any damage to existing public water system because of the construction must be repaired at Purchaser's expense and at no cost to GCWW.

(B) Right to Terminate. If either party determines, after exercising reasonable good faith efforts, that any of the Conditions are not or cannot be satisfied within a reasonable period of time, such party shall have the right to terminate this Agreement by giving written notice thereof to the other party, whereupon this Agreement and all rights and obligations of the parties hereunder shall terminate. If all of the Conditions have not been satisfied to the satisfaction of both parties or waived in writing and for that reason the Closing has not occurred within **90 days** after the Effective Date, this Agreement and all rights and obligations of the parties hereunder shall automatically terminate.

(C) Closing Date. Provided the Conditions have been satisfied, the Closing shall take place **30 days** after the Effective Date, or on such earlier or later date as the parties may agree upon.

(D) Closing Costs and Closing Documents. At the Closing, (i) the City shall confirm that Purchaser has paid the Purchase Price in full; (ii) the City shall convey all of its right, title, and interest in and to the Sale Property to Purchaser, with a reserved 10' permanent watermain easement, by *Quitclaim Deed* in the form of Exhibit A; (iii) Purchaser shall convey all of its right, title and interest in and to the Acquisition Property to the City by *General Warranty Deed* in the form of Exhibit D; and (iv) Purchaser shall

convey the Watermain Easement to the City in the form of Exhibit C. Purchaser shall pay all Hamilton County, Ohio recording fees, transfer tax, and any and all other customary closing costs associated with the Sale Property. The City shall pay any and all closing costs associated with the Acquisition Property and the Watermain Easement, except that Purchaser shall pay outside of the Closing its own attorney or other professional service fees incurred in connection with this Agreement, if any. There shall be no proration of real estate taxes and assessments at the Closing, and from and after the Closing, Purchaser shall pay all real estate taxes and assessments thereafter becoming due. At the Closing, the parties shall execute a settlement statement and any and all other customary closing documents that are necessary for the Closing, in such forms as are approved by the City and Purchaser. The City shall not, however, be required to execute a title affidavit at Closing or other similar documents pertaining to title, it being acknowledged by Purchaser that the City is selling the Sale Property "as is." Pursuant to Section 301-20, Cincinnati Municipal Code, at the Closing, Purchaser shall pay to the City any and all unpaid related and unrelated fines, penalties, judgments, water or other utility charges, and any and all other outstanding amounts owed by Purchaser to the City. The provisions of this Agreement shall survive the City's execution and delivery of the *Quitclaim Deed* and Purchaser's execution and delivery of the *General Warranty Deed* and shall not be deemed to have been merged therein.

3. Notices. All notices given by the parties hereunder shall be deemed given if personally delivered, delivered by Federal Express, UPS or other recognized overnight courier, or mailed by U.S. regular or certified mail, addressed to the parties at their respective addresses set forth in the introductory paragraph of this Agreement. If Purchaser sends a notice to the City alleging that the City is in default under this Agreement, Purchaser shall simultaneously send a copy of such notice by U.S. certified mail to: City Solicitor, 801 Plum Street, Suite 214, Cincinnati, OH 45202. Notices shall be deemed given on the date of receipt.

4. Representations, Warranties and Covenants of Purchaser. Purchaser makes the following representations, warranties and covenants to induce the City to enter into this Agreement:

(i) Purchaser is a corporation duly organized and validly existing under the laws of the United States of America, is authorized to transact business in the State of Ohio, has properly filed all certificates and reports required to be filed by it under the laws of the State of Ohio, and is not in violation of any laws relevant to the transactions contemplated by this Agreement.

(ii) Purchaser has full power and authority to execute and deliver this Agreement and to carry out the transactions provided for herein. This Agreement has, by proper action, been duly authorized, executed and delivered by Purchaser, and all actions necessary have been taken to constitute this Agreement, when executed and delivered, as valid and binding obligations of Purchaser.

(iii) Purchaser's execution, delivery and performance of this Agreement and the transaction contemplated hereby will not violate any applicable laws or any writ or decree of any court or governmental instrumentality or any mortgage, contract, agreement or other undertaking to which

Purchaser is a party or which purports to be binding upon Purchaser or upon any of its assets, nor is Purchaser in violation or default of any of the foregoing.

(iv) There are no actions, suits, proceedings or governmental investigations pending, or to the knowledge of Purchaser threatened against or affecting Purchaser, at law or in equity or before or by any governmental authority.

(v) Purchaser shall give prompt notice in writing to the City of the occurrence or existence of any litigation, labor dispute or governmental proceedings or investigation affecting Purchaser that could reasonably be expected to interfere substantially or materially and adversely to affect its financial condition or its purchase of the Sale Property.

(vi) The statements made in the documentation provided by Purchaser to the City have been reviewed by Purchaser and do not contain any untrue statement of a material fact or omit to state any material fact necessary in order to make such statements in light of the circumstances under which they were made.

(vii) Neither Purchaser, nor any of its affiliates, owe any outstanding fines, penalties, judgments, water or other utility charges or other amounts to the City.

5. General Provisions.

(A) Entire Agreement. This Agreement (including the exhibits hereto) contains the entire agreement between the parties with respect to the subject matter hereof and supersedes any and all prior discussions, negotiations, representations or agreements, written or oral, between them respecting the subject matter hereof.

(B) Amendments. This Agreement may be amended only by a written amendment signed by both parties.

(C) Governing Law. This Agreement shall be governed by and construed in accordance with the laws of the City of Cincinnati and the State of Ohio. All actions regarding this Agreement shall be brought in the Hamilton County Court of Common Pleas and Purchaser agrees that venue in such court is proper. Purchaser hereby waives trial by jury with respect to any and all disputes arising under this Agreement.

(D) Binding Effect. This Agreement shall be binding upon and shall inure to the benefit of and be enforceable by and against the parties and their respective successors and assigns. Purchaser shall not assign its rights or obligations under this Agreement without the prior written consent of the City, which may be withheld in the City's sole discretion, and any attempt to do so without the City's consent shall, at the City's option, render this Agreement null and void.

(E) Captions. The captions of the various sections and paragraphs of this Agreement are not part of the context hereof and are only guides to assist in locating such sections and paragraphs and shall be ignored in construing this Agreement.

(F) Severability. If any part of this Agreement is held by a court of law to be void, illegal or unenforceable, such part shall be deemed severed from this Agreement, and the balance of this Agreement shall remain in full force and effect.

(G) No Third-Party Beneficiaries. The parties hereby agree that no third-party beneficiary rights are intended to be created by this Agreement.

(H) Brokers. Purchaser represents to the City that Purchaser has not dealt with any real estate brokers and agents in connection with its purchase of the Sale Property or the sale of the Acquisition Property.

(I) Official Capacity. All representations, warranties, covenants, agreements and obligations of the City under this Agreement shall be effective to the extent authorized and permitted by applicable law. None of those representations, warranties, covenants, agreements or obligations shall be deemed to be a representation, warranty, covenant, agreement or obligation of any present or future officer, agent, employee or attorney of the City in other than his or her official capacity.

(J) Conflict of Interest. No officer, employee or agent of the City who exercises any functions or responsibilities in connection with the planning or carrying out of the property sale and property purchase shall have any personal financial interest, direct or indirect, in the property sale and property purchase and Purchaser shall take appropriate steps to assure compliance.

(K) Administrative Actions. To the extent permitted by applicable laws, and unless otherwise expressly provided in this Agreement, all actions taken or to be taken by the City under this Agreement may be taken by administrative action and shall not require legislative action of the City beyond the legislative action authorizing the execution of this Agreement.

(L) Counterparts: E-Signature. This Agreement may be executed via electronic signature and in one or more counterparts, each of which shall be deemed an original and all of which taken together shall constitute but one and the same instrument.

6. Exhibits. The following exhibits are attached hereto and made a part hereof:

Exhibit A – *Quitclaim Deed - Sale Property*

Exhibit B – *Survey Plat*

Exhibit C – *Form of Watermain Easement*

Exhibit D – *General Warranty Deed - Acquisition Property*

Executed by the parties on the dates indicated below their respective signatures, effective as of the latest of such dates (the “**Effective Date**”).

CINFED FEDERAL CREDIT UNION,
a corporation organized and existing under the laws of the United States of America

By: _____

Printed Name: _____

Title: _____

Date: _____, 2022

[City signatures on the following page]

CITY OF CINCINNATI

By: _____

Printed Name: _____

Title: _____

Date: _____, 2022

Recommended by:

John Brazina, Director
Department of Transportation and
Engineering

Approved as to Form:

Assistant City Solicitor

Certified Date: _____

Fund/Code: _____

Amount: _____

By: _____
Karen Alder, City Finance Director

EXHIBIT A
to Property Sale Agreement

Quitclaim Deed- Sale Property

[SPACE ABOVE RESERVED FOR RECORDER]

QUITCLAIM DEED

The **CITY OF CINCINNATI**, an Ohio municipal corporation (the “**City**”), for valuable consideration paid, hereby grants and conveys to **CINFED FEDERAL CREDIT UNION**, a corporation organized and existing under the laws of the United States of America, whose tax mailing address is 4801 Kennedy Avenue, Cincinnati, Ohio 45209, (“**Grantee**”), all of the City’s right, title and interest in and to the real property described on Exhibit A (*Legal Description*) hereto (the “**Property**”).

Property Address:	4700 Ridge Avenue
Auditor’s Parcel ID No.:	051-0003-0046-00
Prior instrument reference:	Official Record 12806, Page 1058, Hamilton County, Ohio Records.

(A) Creation of a Greater Cincinnati Water Works Watermain Easement (“GCWW”). The City hereby reserves and creates a 10’ wide permanent watermain easement on, under and across the Property, as more particularly described on Exhibit B (*Legal Description - Watermain Easement*) hereto, for the purpose of constructing, installing, reconstructing, operating, maintaining, repairing, replacing, modifying and removing watermains, fixtures, equipment and appurtenances (the “**Water Facilities**”), including the right to enter and re-enter upon the Property to access the easement area and the Water Facilities.

No building structure or improvement of any kind shall be made on the watermain easement which will interfere with access to or operation of the watermain, and the City shall not be responsible to any present or future owners of the Property or present or future owners of property with rights of ingress and egress over the Property for any damage done within said easement area to sod, shrubbery, trees, pavement, roadway improvements or other improvements either natural or artificial whether said improvement is now existing or added in the future by reason of entering on the Property for the purpose of constructing, maintaining, operating, repairing, modifying, replacing or removing the Water Facilities. The City shall not be responsible to any present or future owners of the Property or future owners of property with rights of

ingress and egress over the Property for any damages which result from disruption or denial of said rights of ingress and egress or other rights of access by reason of entering upon the Property for the purpose of constructing, maintaining, operating, repairing, modifying, replacing or removing the Water Facilities. Grade changes of plus or minus one (1) foot over the full width profile of the easement area are not permitted at any time. Any building, structure or improvement to be constructed on the Property, shall be kept not less than three (3) feet from the easement area line nearest the site of the proposed building structure or improvement. The full width easement area must be accessible at all times for future repair, maintenance and operation purposes.

Covenants to "Run with the Land". All of the easements, covenants and restrictions in paragraph (A) above shall "run with the land" and be binding upon Grantee and its successors-in-interest with respect to the Property.

This conveyance was authorized by Ordinance No. [____]-2022, passed by Cincinnati City Council on [____], 2022.

Executed on _____, 2022.

CITY OF CINCINNATI

By: _____

Printed Name: _____

Title: _____

STATE OF OHIO)
) SS:
COUNTY OF HAMILTON)

The foregoing instrument was acknowledged before me this ____ day of _____, 2022 by _____, the _____ of the City of Cincinnati, an Ohio municipal corporation, on behalf of the municipal corporation. The notarial act certified hereby is an acknowledgment. No oath or affirmation was administered to the signer with regard to the notarial act certified to hereby.

Notary Public:
My commission expires: _____

Approved by:

John Brazina, Director
Department of Transportation and Engineering

Approved as to Form:

Assistant City Solicitor

This instrument prepared by:

City of Cincinnati Law Department,
801 Plum Street, Suite 214,
Cincinnati, Ohio 45202

EXHIBIT A
to Quitclaim Deed
Legal Description-the Property

Situated in the State of Ohio, County of Hamilton, City of Cincinnati, Section 22, Township 4, Fractional Range 2, Between the Miamis, being a remaining 0.1856 acre tract of land located in that tract of land as described in a deed to The City of Cincinnati, of record in Official Record 11711, Page 824 and being a portion of Lot 5 as shown and delineated upon the plat "B.D. Barton's Subdivision", of record in Plat Book 3, Page 183, all references herein being to the records located in the Recorder's Office, Hamilton County, Ohio and being more particularly described as follows;

Beginning for **REFERENCE** in a chiseled "x" found in a stone in the southeasterly corner of Lot 1 of said B.D. Barton's Subdivision; thence In the easterly line of said Lot 1 and then in the easterly lines of Lot 2 and Lot 3 of said subdivision, said line also being westerly line of said Lot 4 of the "Everson Estate" as recorded in Court of Common Pleas Book 204, Page 50, North 05° 19' 16" East, 253.15 feet to an Iron Pin Set in the proposed northerly right of way line of Ibsen Avenue, said iron pin being the **TRUE PLACE OF BEGINNING** of the tract herein described, thence the following 5 courses:

1. In said proposed northerly right of way line of Ibsen Avenue, North 84° 03' 25" West, 161.55 feet to an Iron Pin Set; thence
2. Continuing in said proposed northerly right of way line of Ibsen, North 39° 53' 10" West, 32.33 feet to a point, said point being in the existing easterly right of way line of Ridge Avenue; thence
3. In said existing easterly right of way line of Ridge Avenue, North 05° 05' 23" East, 22.15 feet to an Iron Pin Set, said iron pin being in the line common to a parcel conveyed to George E. Nace, Jr. by deed recorded in Official Record 8314, Page 58; thence
4. Leaving said existing easterly right of way line of Ridge Avenue and in said line common to Nace, South 84° 23' 34" East, 184.58 feet to an Iron Pin Set, said iron pin being in the easterly line of said Lot 5; thence
5. Leaving said line common to Nace and in said easterly line of Lot 5, South 05° 19' 16" West, 45.75 feet to the **TRUE PLACE OF BEGINNING**.

Containing **8,084 square feet** or **0.1856 acres**

Bearings herein are based on ties to the City of Cincinnati control monuments 2509 and 2510 as set forth in a plat of survey of record in Plat Book 350, Page 45.

Iron pins set, per recorded plat, consist of a 5/8" x 30" rebar with a plastic cap inscribed "M-E COMP S-6872."

This description was prepared by M•E Companies, Civil Engineering Group, Cincinnati, Ohio by Patrick Finn, P.S. No. 7181, per recorded plat, and is based on a field survey performed under the direction of Robert Wynd, P.S. No. 6872, in April, 2008.

EXHIBIT B
to Quitclaim Deed
Legal Description – Watermain Easement

Situate in Section 22, Town 4, Fractional Range 2, Columbia Township, City of Cincinnati, Hamilton County, Ohio and being part of Lot 5 of the B.D. Barton's Subdivision as recorded in Plat Book 3, Page 183 and being part of a tract conveyed to the City of Cincinnati in O.R. 12806, Pg. 1058 and being more particularly described as follows:

Commencing at the intersection of the east line of said Lot 5 and the north line Ibsen Avenue, 80' R/W; thence with the north line of said Ibsen Avenue the following two courses; North 84°03'54" West, 161.55 feet to a point; thence North 39°53'39" West, 18.46 feet to the Place of Beginning; thence continuing with the north line of said Ibsen Avenue, North 39°53'39" West, 13.87 feet to the east line of Ridge Avenue, R/W varies as now improved; thence with the east line of said Ridge Avenue, North 05°04'54" East, 22.15 feet to a point; thence with the north line of said Lot 5, South 84°24'03" East, 10.00 feet to a point; thence South 05°26'20" West, 31.87 feet to the Place of Beginning. Containing 268 square feet of land more or less. Bearings are based on State Plane Coordinates NAD 83 (2011) Subject to all legal highways, easements and restrictions of record. Based on a survey performed under the direction of Douglas C. Spreen II, Ohio Registration Number 8238

EXHIBIT B
to Property Sale Agreement

Survey Plat

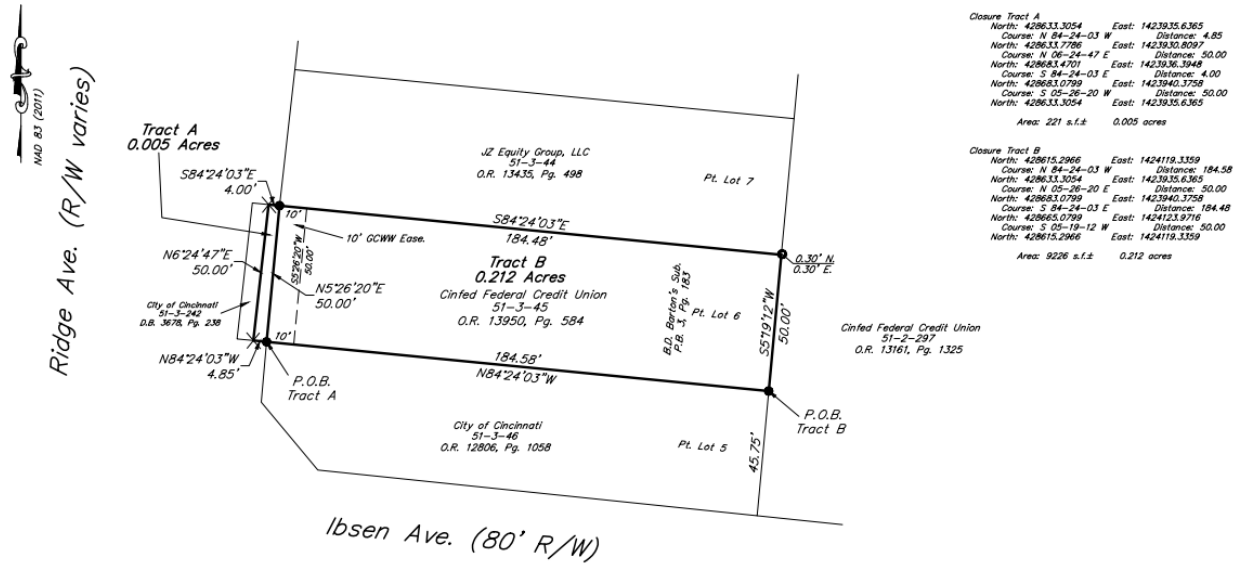


EXHIBIT C
to Property Sale Agreement
Form of Watermain Easement

[SPACE ABOVE FOR RECORDER'S USE]

GRANT OF EASEMENT

(Watermain Easement)

This Grant of Easement is granted as of the Effective Date (as defined on the signature page hereof) by **CINFED FEDERAL CREDIT UNION**, a corporation organized and existing under the laws of the United States of America, whose tax mailing address is 4801 Kennedy Avenue, Cincinnati, OH 45209, ("**Grantor**"), in favor of the **CITY OF CINCINNATI**, an Ohio municipal corporation, with a tax mailing address of 801 Plum Street, Cincinnati, OH 45202 (the "**City**").

Recitals:

A. By virtue of an instrument recorded in OR 13950, Page 584, Hamilton County, Ohio Records, Grantor holds title to certain real property located at 4704 Ridge Avenue, Cincinnati, OH 45209 and identified as Hamilton County Auditor's Parcel No. 051-0003-0045-00 as more particularly described on Exhibit A (*Legal Description – Grantor's Property*) and depicted on Exhibit B (*Survey Plat*) hereto (the "**Grantor's Property**").

B. The City owns an adjoining vacant tract of land in Oakley located at 4700 Ridge Avenue, identified as Hamilton County Auditor's Parcel No. 051-0003-0046-00, as more particularly depicted on Exhibit B hereto, which property the City has agreed to sell to Grantor by Ordinance No. [____]-2022, passed by Cincinnati City Council on [____], 2022 (the "**City Sale Property**").

C. The City has installed a 48" watermain, including fixtures, equipment, and appurtenances (the "**Water Facilities**") within the Ridge Avenue public right-of-way adjacent to Grantor's Property and, as partial consideration for the sale of the City Sale Property to Grantor, the City has requested Grantor grant a public utility easement on, under and across Grantor's Property for the purpose of constructing, installing,

reconstructing, operating, maintaining, repairing, replacing, modifying and removing the Water Facilities within the adjacent public right-of-way (the “**Watermain Easement**”).

D. The City’s Real Estate Services Division has determined, by a professional appraisal, that the fair market value of the Watermain Easement is \$1,850, which the City has agreed to deduct from the sale price of the City Sale Property.

E. Cincinnati City Council authorized the acceptance of the Watermain Easement by Ordinance No. [__]-2022, passed on [___], 2022.

NOW THEREFORE, the parties do hereby agree as follows:

1. Grant of Easement. Grantor, for valuable consideration paid, hereby grants and conveys to the City, on the terms and conditions set forth herein, for the use and benefit of Greater Cincinnati Water Works, a perpetual utility easement on, under and across the portion of Grantor’s Property, as more particularly depicted on Exhibit B and described on Exhibit C (Legal Description - Watermain Easement) hereto for the purpose of constructing, installing, reconstructing, operating, maintaining, repairing, replacing, modifying and removing the Water Facilities, including the right to enter and re-enter upon the Watermain Easement to access the Water Facilities.

2. Title. Grantor represents and warrants to the City that to the best of Grantor’s knowledge (i) Grantor is the sole owner of the fee simple interest in the Grantor’s Property; and (ii) there are no tenants or other third parties who are entitled to the use or possession of the Grantor’s Property.

3. Restrictions. No building structure or improvement of any kind shall be made on the Watermain Easement which will interfere with access to or operation of the Water Facilities, and the City shall not be responsible to any present or future owners of the Grantor’s Property or present or future owners of property with rights of ingress and egress over the Watermain Easement for any damage done within the Watermain Easement to sod, shrubbery, trees, pavement, roadway improvements or other improvements either natural or artificial whether said improvement is now existing or added in the future by reason of entering on the Watermain Easement for the purpose of constructing, maintaining, operating, repairing, modifying, replacing or removing the Water Facilities. The City shall not be responsible to any present or future owners of the Grantor’s Property or future owners of property with rights of ingress and egress over the Watermain Easement for any damages which result from disruption or denial of said rights of ingress and egress or other rights of access by reason of entering upon the Watermain Easement for the purpose of constructing, maintaining, operating, repairing, modifying, replacing or removing the Water Facilities. Grade changes of plus or minus one (1) foot over the full width profile of the Watermain Easement are not permitted at any time. Any building, structure, or improvement to be constructed on the Grantor’s Property, shall be kept not less than three (3) feet from the Watermain Easement line nearest the site of

the proposed building structure or improvement. The full-width easement area must be accessible at all times for future repair, maintenance and operation purposes.

4. Covenants Running with the Land. The provisions hereof shall run with the land and shall inure to the benefit of and be binding upon the City, Grantor, and their respective successors-in-interest and assigns.

5. Governing Law; Severability. This instrument shall be governed by and construed in accordance with the laws of the City of Cincinnati and the State of Ohio. If any provisions hereof are determined to be invalid or unenforceable by a court of law, the remainder of this instrument shall not be affected thereby, and all other provisions of this instrument shall be valid and enforceable to the fullest extent permitted by law.

6. Notices. All notices given hereunder shall be in writing and shall be sent by U.S. certified or registered mail, return receipt requested, or delivered by a recognized courier service, or by personal delivery, to the parties at their respective addresses set forth in the introductory paragraph hereof, or such other address as either party may specify from time to time by notice given in the manner prescribed herein. All notices to the City shall be addressed to the Office of the City Manager, and a copy of each such notice shall simultaneously be delivered to: Greater Cincinnati Water Works, Attn: Director, 4747 Spring Grove Avenue, Cincinnati, Ohio 45232. In the event of an alleged breach by the City of this instrument, a copy of each notice of breach shall simultaneously be delivered to the Office of the City Solicitor, 801 Plum Street, Room 214, Cincinnati, OH 45202.

7. Counterparts and Electronic Signatures. This instrument may be executed by the parties hereto in two or more counterparts and each executed counterpart shall be considered an original. This instrument may be executed and delivered by electronic signature; any original signatures that are initially delivered electronically shall be physically delivered as soon as reasonably possible.

8. Exhibits. The following exhibits are attached hereto and made a part hereof:
- Exhibit A – *Legal Description - Grantor's Property*
 - Exhibit B – *Survey Plat*
 - Exhibit C – *Legal Description - Watermain Easement*

Executed by the parties on the respective date of acknowledgement listed below, effective as the later of such dates (the "**Effective Date**").

CINFED FEDERAL CREDIT UNION,
a corporation organized and existing under
the laws of the United States of America

By: _____

Printed Name: _____

Title: _____

STATE OF OHIO)
) ss:
COUNTY OF HAMILTON)

The foregoing instrument was acknowledged before me this ____ day of _____, 2022 by _____, the _____ of the **CINFED FEDERAL CREDIT UNION**, a corporation organized and existing under the laws of the United States of America, on behalf of the corporation. The notarial act certified hereby is an acknowledgement. No oath or affirmation was administered to the signer with regard to the notarial act certified to hereby.

Notary Public
My commission expires: _____

[*City Signature Page Follows*]

Accepted By:

CITY OF CINCINNATI

By: _____

Printed Name: _____

Title: _____

STATE OF OHIO)
) SS:
COUNTY OF HAMILTON)

The foregoing instrument was acknowledged before me this ____ day of _____, 2022 by _____, the _____ of the City of Cincinnati, an Ohio municipal corporation, on behalf of the municipal corporation. The notarial act certified hereby is an acknowledgment. No oath or affirmation was administered to the signer with regard to the notarial act certified to hereby.

Approved as to Form by:

Assistant City Solicitor

Exhibit A
to Grant of Easement
Legal Description – Grantor's Property

Situate in Section 22, Town 4, Fractional Range 2, Columbia Township, City of Cincinnati, Hamilton County, Ohio and being part of Lot 6 of the B.D. Barton's Subdivision as recorded in Plat Book 3, Page 183 and being part of a tract conveyed to the Cinfed Federal Credit Union in O.R. 13950, Pg. 584 and being more particularly described as follows:

Beginning at a set 5/8" iron pin at the southeast corner of said Lot 6; thence with the south line of said Lot 6, North 84°24'03" West, 184.58 feet to a set 5/8" iron pin; thence with a new division line, North 05°26'20" East, 50.00 feet to a set 5/8" iron pin; thence with the north line of said Lot 6, South 84°24'03" East, 184.48 feet to a point being 0.30 feet south and 0.30 feet west of an existing iron pin; thence South 05°19'12" West, 50.00 feet to the Place of Beginning. Containing 0.212 Acres of land more or less. Bearings are based on State Plane Coordinates NAD 83 (2011) Subject to all legal highways, easements and restrictions of record. Based on a survey performed under the direction of Douglas C. Spreen II, Ohio Registration Number 8238

EXHIBIT B
to Grant of Easement
Survey Plat

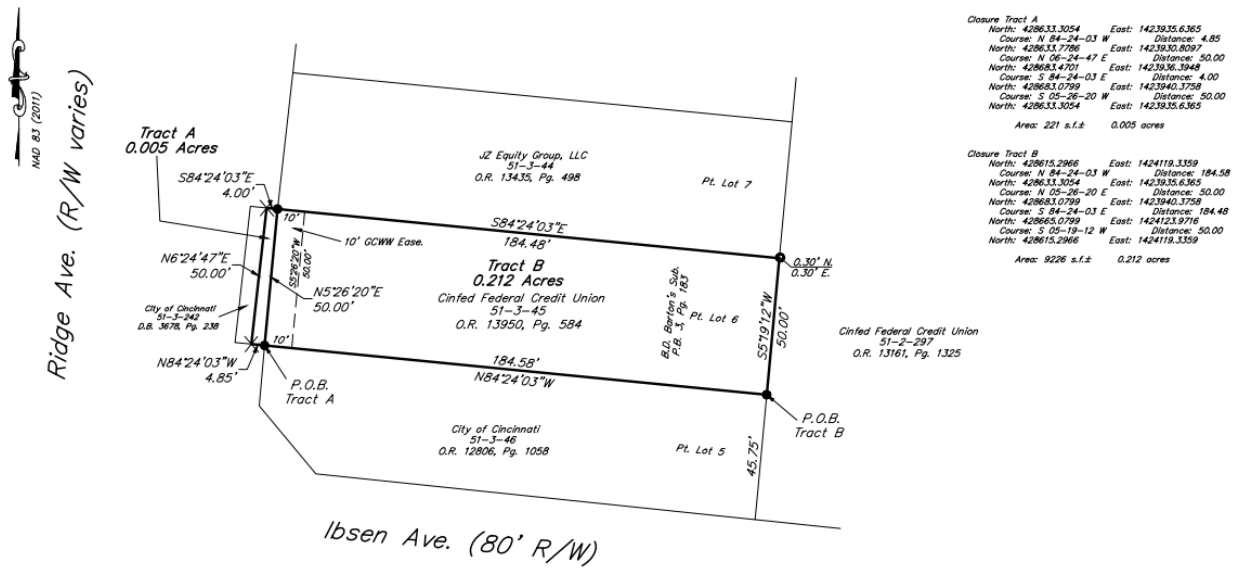


EXHIBIT C
to Grant of Easement
Legal Description—Watermain Easement

Situate in Section 22, Town 4, Fractional Range 2, Columbia Township, City of Cincinnati, Hamilton County, Ohio and being part of Lot 6 of the B.D. Barton's Subdivision as recorded in Plat Book 3, Page 183 and being part of a tract conveyed to the Cinfed Federal Credit Union in O.R. 13950, Pg. 584 and being more particularly described as follows:

Commencing at the southeast corner of said Lot 6; thence with the south line of said Lot 6, North 84°24'03" West, 174.58 feet to the Place of Beginning; thence continuing with the south line of said Lot 6, North 84°24'03" West, 10.00 feet to a point; thence North 05°26'20" East, 50.00 feet to a point; thence with the north line of said Lot 6, South 84°24'03" East, 10.00 feet to a point; thence South 05°26'20" West, 50.00 feet to the Place of Beginning. Containing 500 square feet of land more or less. Bearings are based on State Plane Coordinates NAD 83 (2011) Subject to all legal highways, easements and restrictions of record. Based on a survey performed under the direction of Douglas C. Spreen II, Ohio Registration Number 8238

EXHIBIT D
to Property Sale Agreement

General Warranty Deed- Acquisition Property

GENERAL WARRANTY DEED

CINFED FEDERAL CREDIT UNION, a corporation organized and existing under the laws of the United States of America (“Grantor”), for valuable consideration paid, grants, with general warranty covenants, to the **CITY OF CINCINNATI**, an Ohio municipal corporation (the “City”), the tax-mailing address of which is 801 Plum Street, Cincinnati, OH 45202, that certain real property located in Hamilton County, Ohio that is more particularly described in Exhibit A attached to this deed and incorporated in it (the “Property”):

Property Address:	Part of 4704 Ridge Avenue
Auditor’s Parcel ID No.:	Part of 051-0003-0045-00
Prior instrument reference:	O.R. 13950, Page 584, Hamilton County, Ohio Records.

Excepted from the foregoing general warranty covenants are: (i) easements, covenants and restrictions of records; (ii) taxes and assessments not yet due and payable; (iii) legal highways and rights of way; and (iv) matters of zoning.

The City's acquisition of the Property was authorized by Ordinance No. [____], passed by Cincinnati City Council on [____], 2022.

[SIGNATURES TO FOLLOW]

[SIGNATURE PAGE]

Executed on _____, 2022.

**CINFED FEDERAL CREDIT UNION,
a corporation organized and existing
under the laws of the United States of**

America

By: _____

Name: _____

Title: _____

STATE OF OHIO)
) SS.
COUNTY OF _____)

The foregoing instrument was acknowledged before me this ____ day of _____, 2021,
by _____, the _____ of CINFED FEDERAL CREDIT
UNION, a corporation organized and existing under the laws of the United States of America, on
behalf of the corporation. This certificate relates to an acknowledgment in connection with
which, no oath or affirmation was administered to the document signer.

SEAL:

Signed: _____
Printed or Typed Name: _____
My Commission expires: _____
My county of residence: _____
Commission number: _____

[CITY'S SIGNATURE PAGE FOLLOWS]

Accepted by:

**CITY OF CINCINNATI,
an Ohio Municipal corporation**

By: _____

Name: _____

Title: _____

STATE OF OHIO)
) SS.
COUNTY OF _____)

The foregoing instrument was acknowledged before me this ____ day of _____, 2021,
by _____, the _____ of the CITY OF CINCINNATI, an
Ohio municipal corporation, on behalf of the corporation. This certificate relates to an
acknowledgment in connection with which, no oath or affirmation was administered to the
document signer.

SEAL:

Signed: _____
Printed or Typed Name: _____
My Commission expires: _____
My county of residence: _____
Commission number: _____

Approved as to Form:

Assistant City Solicitor

This instrument prepared by:
Luke Blocher, Esq.
Taft Stettinius & Hollister LLP
425 Walnut Street, Suite 1800
Cincinnati, Ohio 45202

EXHIBIT A
LEGAL DESCRIPTION

Situate in Section 22, Town 4, Fractional Range 2, Columbia Township, City of Cincinnati, Hamilton County, Ohio and being part of Lot 6 of the B.D. Barton's Subdivision as recorded in Plat Book 3, Page 183 and being part of a tract conveyed to the Cinfed Federal Credit Union in O.R. 13950, Pg. 584 and being more particularly described as follows:

Commencing at the southeast corner of said Lot 6; thence with the south line of said Lot 6, North 84°24'03" West, 184.58 feet to a set 5/8" iron pin being the Place of Beginning; thence continuing with the south line of said Lot 6, North 84°24'03" West, 4.85 feet to a set cross notch; thence with the east line of a tract conveyed to the City of Cincinnati in D.B. 3678, Pg. 238, North 06°24'47" East, 50.00 feet to a set cross notch; thence with the north line of said Lot 6, South 84°24'03" East, 4.00 feet to a set 5/8" iron pin; thence with a new division line South 05°26'20" West, 50.00 feet to the Place of Beginning. Containing 0.005 Acres of land more or less. Bearings are based on State Plane Coordinates NAD (2011). Subject to all legal highways, easements and restrictions of record. Based on a survey performed under the direction of Douglas C. Spreen II, Ohio Registration Number 8238.

{00366481-5}

Date: September 8, 2022

To: Mayor and Members of City Council 202201742
From: Sheryl M. M. Long, City Manager
Subject: ORDINANCE – MARSHALL AT CENTRAL, LLC PROPERTY SALE AGREEMENT

Attached is an ordinance captioned as follows:

AUTHORIZING the City Manager to execute a *Property Sale Agreement* with Marshall at Central, LLC, pursuant to which the City will vacate and convey certain real property designated as public right-of-way known as Hallmar Avenue in the CUF neighborhood of Cincinnati.

The City of Cincinnati owns certain real property designated as public right-of-way, namely Hallmar Avenue in the CUF neighborhood (the “Property”), which is under the management and control of the City’s Department of Transportation and Engineering (“DOTE”).

Marshall at Central, LLC (“Petitioner”) desires to purchase the Property from the City to facilitate the construction of a four-story multi-family structure on Petitioner’s adjoining real property.

The City Manager, upon consultation with DOTE, has determined that the Property is not needed for transportation or any other municipal purpose, that there is good cause to sell the Property, and that such sale will not be detrimental to the general interest.

The approximate fair market value of the Property is \$96,000, which Petitioner has agreed to pay.

The City Planning Commission approved the sale of the Property at its meeting on February 4, 2022.

The Administration recommends passage of the attached ordinance.

Attachment I – Property Sale Agreement

cc: John S. Brazina, Director, Transportation and Engineering

City of Cincinnati

An Ordinance No. _____

CHM

- 2022

EESW

AUTHORIZING the City Manager to execute a *Property Sale Agreement* with Marshall at Central, LLC, pursuant to which the City will vacate and convey certain real property designated as public right-of-way known as Hallmar Avenue in the CUF neighborhood of Cincinnati.

WHEREAS, the City owns certain real property designated as public right-of-way, namely, an approximately 0.387-acre tract of Hallmar Avenue in the CUF neighborhood, as more particularly depicted and described in the *Property Sale Agreement* attached to this ordinance as Attachment A and incorporated herein by reference ("Property"), which Property is under the management of the City's Department of Transportation and Engineering ("DOTE"); and

WHEREAS, Marshall at Central, LLC, an Ohio limited liability company ("Petitioner"), owns the real property abutting the Property and has petitioned the City to vacate and sell the Property to facilitate the construction of a four-story multi-family structure totaling approximately 105,000 gross square feet, a private clubhouse, and a surface parking lot on Petitioner's property (the "Project"); and

WHEREAS, Richard C. Spoor, Esq., a reputable attorney practicing in Hamilton County, Ohio, has certified that Petitioner owns all real property abutting the Property; and

WHEREAS, pursuant to Ohio Revised Code Sec. 723.04, the City may, upon petition, vacate a street or alley if it has determined that there is good cause for the vacation and that the vacation will not be detrimental to the general interest; and

WHEREAS, pursuant to Section 331-1, Cincinnati Municipal Code, the City may sell real property that is not needed for municipal purposes; and

WHEREAS, the City Manager, in consultation with DOTE, has determined that: (i) the Property is not needed for transportation purposes or any other municipal purpose; (ii) there is good cause to vacate the Property; and (iii) the vacation of the Property will not be detrimental to the general interest; and

WHEREAS, the City's Real Estate Services Division has determined, by a professional appraisal, that the fair market value of the Property is approximately \$96,000, which Petitioner has agreed to pay; and

WHEREAS, pursuant to Cincinnati Municipal Code Section 331-5, Council may authorize the sale of City-owned real property without competitive bidding in those cases in which it determines that it is in the best interest of the City, and eliminating competitive bidding in connection with the City's sale of the Property is appropriate because Petitioner owns all real

property abutting the Property, and as a practical matter, no one other than an abutting property owner would have any use for it; and

WHEREAS, Section 13 of Article VIII of the Ohio Constitution provides that to create or preserve jobs and employment opportunities and to improve the economic welfare of the people of the State, it is a public interest and proper public purpose for the State or its political subdivisions to acquire, construct, enlarge, improve, or equip and to sell, lease, exchange, or otherwise dispose of property within the State of Ohio for industry, commerce, distribution, and research; and

WHEREAS, Section 16 of Article VIII of the Ohio Constitution provides that it is in the public interest and a proper public purpose for the City to enhance the availability of adequate housing and to improve the economic and general well-being of the people of the City by providing or assisting in providing housing; and

WHEREAS, in furtherance of the foregoing public purposes, the City believes that the Project is in the vital and best interests of the City and the health, safety, and welfare of its residents, and is in accordance with applicable state and local laws; and

WHEREAS, the City Planning Commission, having the authority to approve the change in the use of City-owned property, approved the vacation and sale of the Property at its regularly scheduled meeting on February 4, 2022; now, therefore,

BE IT ORDAINED by the Council of the City of Cincinnati, State of Ohio:

Section 1. That the City Manager is hereby authorized to execute a *Property Sale Agreement* with Marshall at Central, LLC, an Ohio limited liability company ("Petitioner"), in substantially the form attached to this ordinance as Attachment A and incorporated herein by reference, pursuant to which the City of Cincinnati ("City") will vacate and convey to Petitioner an approximately 0.387-acre tract of Hallmar Avenue in the CUF neighborhood, as more particularly depicted and described in the *Property Sale Agreement* (the "Property"), which Property is more particularly described as follows:

Situate in Section 20, Town 3, Fractional Range 2, City of Cincinnati, Hamilton County, Ohio, and being part of Lots 1, 2, and 3 of A.J. Riddle's Subdivision of Lot 53 as recorded in Plat book 2, Page 41, and being more fully described as follows:

Beginning at an iron pin set and being at a wall corner at the intersection of the south right-of-way line of Marshall Avenue, and the northwesterly right-of-way line of Hallmar Avenue, and being the northeast corner of Tract XIII owned by Marshall at Central, L.L.C. as described in Official Record 13324, Page 2476;

thence, South 84°10'50" East, 6.27 feet, to a cut cross set;

thence, South 37°38'21" East, 72.49 feet, to a cut cross set on the west right-of-way line of West McMicken Avenue and being the northeast corner of Tract XIII owned by Marshall at Central, L.L.C. as described in Official Record 13324, Page 2476;

thence, North 75°32'30" West, 16.64, along the north line of said Tract XII owned by Marshall at Central, L.L.C. to an iron pin set and being the northwest corner of said Tract XII;

thence, South 37°16'55" West, 127.10 feet, along the west line of said Tract XII owned by Marshall at Central, L.L.C. to an iron pin set;

thence, South 37°16'39" West, 88.23 feet, along the west line of said Tract XII owned by Marshall at Central, L.L.C. to an iron pin set;

thence, South 34°22'05" West, 56.35 feet, along the west line of said Tract XII owned by Marshall at Central, L.L.C. to an iron pin set;

thence, South 21°31'45" West, 51.37 feet, along the west line of said Tract XII owned by Marshall at Central, L.L.C. to an iron pin set;

thence, North 09°24'07" East, 52.19 feet, to a cut cross set;

thence, North 00°09'22" West, 36.87 feet, to a Mag nail set;

thence, North 03°43'42" West, 63.94 feet, to an iron pin set;

thence, North 07°45'59" West, 19.96 feet, to an iron pin found on the east right-of-way of Central Parkway and being the southwest corner of said Tract XIII owned by Marshall at Central, L.L.C. to an iron pin set;

thence, South 81°04'22" East, 29.65 feet, along the south line of said Tract XIII owned by Marshall at Central, L.L.C. to an iron pin set;

thence, North 37°16'38" East, 191.25 feet, along the east line of said Tract XIII owned by Marshall at Central, L.L.C. to an iron pin set and being the point of beginning.

Containing 0.387 acres more or less with all being subject to any legal highway and easements of record.

The bearings are based on NAD 83 CORS 2011 adjustment, Ohio South Zone, ODOT VRS CORS Network. The above description was prepared by Allen J. Bertke, Ohio Professional Surveyor Number 8629, based on a field survey performed under his direct supervision and dated November 23, 2021, all iron pins set are 5/8" x 30" rebar with caps reading "CHOICE ONE ENGR-AJB PS 8629."

Section 2. That the Property is not needed for transportation or other municipal purposes, that there is good cause to vacate and sell the Property, and that such vacation and sale will not be detrimental to the general interest.

Section 3. That the City's Real Estate Services Division has determined, by professional appraisal, the fair market value of the Property is approximately \$96,000, which Petitioner has agreed to pay.

Section 4. That eliminating competitive bidding in connection with the City's sale of the Property is in the best interest of the City because Petitioner owns all real property that abuts the Property; and, as a practical matter, no one other than an abutting property owner would have any use for the Property.

Section 5. That the proceeds from the sale of the Property, if any, shall be deposited into Property Management Fund 209 to pay the fees for services provided by the City's Real Estate Services Division in connection with the sale, and that the City's Finance Director is hereby authorized to deposit amounts in excess amount thereof into Miscellaneous Permanent Improvement Fund 757.

Section 6. That the City's Finance Director is hereby authorized to transfer and appropriate such excess funds from Miscellaneous Permanent Improvement Fund 757 into Capital Improvement Program Project Account No. 980x233xYY2306, "Street Improvements,"

in which “YY” represents the last two digits of the fiscal year in which the closing occurs and the proceeds are received, referencing the latter fiscal year if the events occur in different fiscal years.

Section 7. That, pursuant to Ohio Revised Code Sec. 723.041, any affected public utility shall be deemed to have a permanent easement in the Property for the purpose of maintaining, operating, renewing, reconstructing, and removing its utility facilities and for purposes of access to said facilities.

Section 8. That the City Manager and other City officials are hereby authorized to take all necessary and proper actions to carry out the provisions of this ordinance and the *Property Sale Agreement*; including, without limitation, executing any and all ancillary agreements, deeds, plats, or other documents described in or contemplated by the *Property Sale Agreement* to facilitate the vacation and sale of the Property to Petitioner.

Section 9. That the City Solicitor shall cause an authenticated copy of this ordinance to be duly recorded in the Hamilton County, Ohio Recorder’s Office.

Section 10. That this ordinance shall take effect and be in force from and after the earliest period allowed by law.

Passed: _____, 2022

Aftab Pureval, Mayor

Attest: _____
Clerk

ATTACHMENT A

PROPERTY SALE AGREEMENT

This Property Sale Agreement (this "**Agreement**") is made and entered into on the Effective Date (as defined on the signature page hereof) by and between the **CITY OF CINCINNATI**, an Ohio municipal corporation, the address of which for purposes of this Agreement is 801 Plum Street, Cincinnati, OH 45202 (the "**City**") and **MARSHALL AT CENTRAL, LLC**, an Ohio limited liability company, whose tax mailing address is 1008 Marshall Avenue, Cincinnati, OH 45225 ("**Purchaser**").

Recitals:

A. The City owns certain real property designated as public right-of-way known as Hallmar Avenue in the CUF neighborhood of Cincinnati, Ohio, as more particularly described on Exhibit A (Legal Description- the Sale Property) hereto (the "**Sale Property**"), which Sale Property is under the management of the City's Department of Transportation and Engineering ("**DOT**").

B. Purchaser owns certain real property adjoining the Sale Property, as depicted on Exhibit B (Vacation Plat) hereto ("**Purchaser's Property**"), and desires to purchase from the City the Sale Property to consolidate said Sale Property with Purchaser's Property to facilitate the construction of a four-story multi-family structure, totaling approximately 105,000 gross square feet, clubhouse with private commercial and recreational uses, and surface parking lot.

C. Pursuant to Chapter 723 of the Ohio Revised Code, the legislative authority of a municipal corporation may convey the fee simple estate or other interest in land used for streets and alleys if it has determined that the property is not needed for municipal purposes.

D. The City has determined that the Sale Property is not needed for transportation or other municipal purpose and that the sale of the Sale Property will not be detrimental to the public interest.

E. Richard C. Spoor, Esq., a reputable attorney practicing in Hamilton County, Ohio, has certified that Purchaser owns all the real property abutting the Sale Property.

F. The City's Real Estate Services Division has determined, by a professional appraisal, that the fair market value of the Sale Property is \$96,000, which Purchaser has agreed to pay.

G. The City has determined that eliminating competitive bidding in connection with the City's sale of the Sale Property is justified because Purchaser owns all real property abutting the Sale Property, and as a practical matter, no one other than an abutting property owner would have any use for it.

H. Section 13 of Article VIII of the Ohio Constitution provides that, to create or preserve jobs and employment opportunities and to improve the economic welfare of the people of the State, it is a public interest and proper public purpose for the State or its political subdivisions to sell, lease, exchange, or otherwise dispose of property within the State of Ohio for industry, commerce, distribution, and research.

I. Section 16 of Article VIII of the Ohio Constitution provides that it is in the public interest and a proper public purpose for the City to enhance the availability of adequate housing and to improve the economic and general well-being of the people of the City by providing or assisting in providing housing.

J. City Planning Commission, having the authority to approve the change in the use of City-owned property, approved the sale of the Sale Property to Purchaser at its meeting on February 4, 2022.

K. Execution of this Agreement was authorized by Cincinnati City Council by Ordinance No. {00363826-4}

[]-2022, passed on [], 2022.

NOW, THEREFORE, the parties agree as follows:

1. **Purchase Price.** Subject to the terms and conditions set forth herein, the City hereby agrees to sell the Sale Property to Purchaser, and Purchaser hereby agrees to purchase the Sale Property from the City for \$96,000.00 (the "**Purchase Price**"). Purchaser acknowledges that it is familiar with the condition of the Sale Property, and, at Closing (as defined below), the City shall convey the Sale Property to Purchaser in "as is" condition. The City makes no representations or warranties to Purchaser with respect to the condition of the Sale Property and, from and after the Closing, the City shall have no liability of any kind to Purchaser for any defects, adverse environmental condition, or any other matters affecting the Sale Property.

2. **Closing.**

(A) **Conditions.** The closing on the City's sale of the Sale Property to Purchaser (the "**Closing**") shall not occur unless and until the following conditions have been satisfied or waived (the "**Conditions**"); *provided however*, that if the City, in its sole discretion, determines that one or more of the Conditions would be more appropriately handled at Closing or post-Closing, the City may, if appropriate, include such Conditions in the City's Quitclaim Deed to Purchaser or handle such Conditions post-Closing. Purchaser shall perform all work and investigations and shall obtain and prepare all necessary documents pertaining to the satisfaction of the Conditions, at no cost to the City.

- (i) **Title & Survey:** Purchaser's approval of title to the Sale Property and, if obtained by Purchaser, an ALTA property survey of the Sale Property;
- (ii) **Inspections, Utilities & Zoning/Building Code Requirements:** Purchaser's approval of inspections of the Sale Property, including, without limitation, environmental assessments and soil assessments, all matters pertaining to utility service for the Sale Property, and all zoning and building code requirements that are applicable to the Sale Property;
- (iii) **Plats, Legal Descriptions and Deed:** Purchaser shall have provided the City with all plats and legal descriptions as required by DOTE, the Department of City Planning and Engagement, and the Hamilton County Auditor and Recorder in connection with the City's sale of the Sale Property, including, but not limited to: [x] an acceptable deed of record evidencing Purchaser as the vested legal owner as to Purchaser's Property; [y] an acceptable survey plat and legal description with closure of the Sale Property to accompany the transfer and recording of the Quitclaim Deed in substantially the form attached as Exhibit C – (Form of Quitclaim Deed – Sale Property); and [z] an acceptable survey plat and legal description with closure to consolidate the Sale Property with Purchaser's Property immediately after recording of the *Quitclaim Deed – Sale Property* in substantially the form attached as Exhibit D (Consolidation Plat – Sale Property and Purchaser's Property);
- (iv) **Coordinated Report Conditions (CR #72-2021):**
 - (a) **DOTE:**
 - 1. [intentionally omitted]
 - 2. The existing utilities must be granted easements or relocated at Purchaser's expense.
 - 3. [Intentionally omitted]

{00363826-4}

4. No Auditor's parcels shall be landlocked by this vacation/sale. If possible, potential landlocked parcels should be consolidated with parcels having legal street frontage.
5. The Purchaser is required, at their expense, to provide the City with an acceptable legal description for the sale area that meets the recordable standards of the Hamilton County Recorder's Office.
6. Central Parkway and McMicken Avenue must be finished at Hallmar Avenue intersections, with a curb, sidewalk, and/or drive approach in accordance with City standards, or an approved plan.
7. A DOTE street opening permit, obtained by a DOTE licensed street contractor, is required for all private improvements in the public right-of-way. All improvements in the public right-of-way must be built to City standards, policies and guidelines. Application for permits may be made at Room 425, City Hall, 801 Plum Street. Please note that plan drawings (2 sets), to be reviewed by DOTE, must be attached to the permit application.

(b) Metropolitan Sewer District of Greater Cincinnati ("MSD"):

1. The MSD Request for Availability of Sewer Service (RASS) will be required for a future development or redevelopment project. The MSD RASS will determine the availability of a sewer and outline any additional MSD project requirements that could impact a project schedule if not considered early in project conceptual planning. Such considerations may include the need to obtain any MSD tap permits, easements, Ohio EPA Permit to Install, utilization of licensed and bonded sewer tappers with MSD, sewer inspection scheduling, project on-site separation of flow requirements, MSD Excavation/Fill permitting and bonding, MSD storm water detention requirements, need for a grease interception system, and/or a reminder for the project to coordinate with City of Cincinnati Stormwater Management Utility (SMU) for their specific storm water, erosion control, and storm water detention requirements. To date, at least three MSD Conditional Availability of Sewers Letters have been issued by MSD addressing three RASSs: CMD2100145 and CMD2100143 dated July 30, 2021 and CMD2100144 dated August 31, 2021. Sewer availability for at least one parcel (0098-0002-0027) within the project area (approximately in the Area of Bldg 3) has not been received. Based on information provided in CR 72, information and estimates provided for CMD2100143-145 addressing the previously submitted RASSs should be resubmitted if the project is presently being rescope and if any additional parcels are being included or removed from the current project scope as currently understood by MSD.
2. The RASS(s) may require a MSD Excavation/Fill permit as well as bond necessary for any construction, construction traffic, earthwork, or any other construction activity over existing sewers, including site preparation activities such as geotechnical investigations and demolition of buildings in which existing sewers are located. Additional requirements will be established by the MSD E/F permit (such as verification and usage of existing or abandoned building services or connections to existing sewers through dye testing, pre-and post-demolition, or construction CCTVing, etc). No additional loading may be exerted on existing MSD sewers as the result of proposed structures and geotechnical/structural design calculations will be required for MSD review. Information concerning MSD E/F permits may be found in Section

{00363826-4}

406 of the MSD Rules and Regulations at the following link provided at msdgc.org: http://msdgc.org/downloads/about_msd/msd-rules-regulations/rules_and_regulations.pdf.

3. A 30' wide minimum permanent sewer easement will be necessary centered on existing sewers that traverse the project site. The permanent sewer easement will be necessary for access, operations, and maintenance of the existing public sewers and manholes that are to remain in operation. Note, an additional 3' on either side of the permanent easement will be required, along with other MSD easement restrictions, as outlined per MSD Rules and Regulations Section 207. No structure which can interfere with the access to the public sewer or can exert loading upon a public sewer per MSD Rules and Regulations Section 206. Information concerning Sections 206 and 207 may be found at the following link provided at msdgc.org: http://msdgc.org/downloads/about_msd/msd-rules-regulations/rules_and_regulations.pdf.
4. Project coordination and acceptance by City of Cincinnati Public Works, DOTE, and/or SMU that the removal of their earlier project from the MSD's combined sewer system does not impact their department's respective functional and design project requirements and is acceptable for removal.

(c) SMU: There is stormwater infrastructure at the south end of Hallmar near Central Pkwy that will need to be filled, sealed, and abandoned.

(d) Duke Energy: Duke Energy requires an easement for existing facilities located on, above, or under the Sale Property.

(e) Altafiber: Altafiber requires an easement for existing facilities located on the Sale Property. Such facilities must remain in place, in service and able to be accessed. Any damage done to the facilities, or any work done to relocate the facilities as a result as of this request will be handled entirely at the property owner's expense.

(B) Right to Terminate. If either party determines, after exercising good faith efforts, that any of the Conditions are not or cannot be satisfied within a reasonable period, such party shall have the right to terminate this Agreement by giving written notice thereof to the other party, whereupon this Agreement and all rights and obligations of the parties hereunder shall terminate. If all the Conditions have not been satisfied to the satisfaction of both parties or waived in writing and for that reason the Closing has not occurred within **90 days** after the Effective Date, this Agreement and all rights and obligations of the parties hereunder shall automatically terminate.

(C) Closing Date. Provided the Conditions have been satisfied, the Closing shall take place **30 days** after the Effective Date, or on such earlier or later date as the parties may agree upon.

(D) Closing Costs and Closing Documents. At the Closing, (i) the City shall confirm that Purchaser has paid the Purchase Price in full, and (ii) the City shall convey all its right, title, and interest in and to the Sale Property to Purchaser by *Quitclaim Deed* in the form of Exhibit C. Purchaser shall pay all Hamilton County, Ohio recording fees, transfer tax, and any and all other customary closing costs associated with the Closing. There shall be no proration of real estate taxes and assessments at Closing, and from and after the Closing, Purchaser shall pay all real estate taxes and assessments thereafter becoming due. At Closing, the parties shall execute a settlement statement and all other customary closing documents that are necessary for the Closing, in such forms as are approved by the City. The City shall not however be required to execute a title affidavit at Closing or other similar documents pertaining to title, it being acknowledged by Purchaser that the City is selling the Property "as is." Pursuant to Section 301-20, Cincinnati Municipal Code, at Closing, Purchaser shall pay to the City all {00363826-4}

unpaid related and unrelated fines, penalties, judgments, water, or other utility charges, and any and all other outstanding amounts owed by Purchaser to the City. The provisions of this Agreement shall survive the City's execution and delivery of the *Quitclaim Deed* and shall not be deemed to have been merged therein.

3. **Notices**. All notices given by the parties hereunder shall be deemed given if personally delivered, delivered by Federal Express, UPS, or other recognized overnight courier, or mailed by U.S. regular or certified mail, addressed to the parties at their respective addresses set forth in the introductory paragraph of this Agreement. If Purchaser sends a notice to the City alleging that the City is in default under this Agreement, Purchaser shall simultaneously send a copy of such notice by U.S. certified mail to: City Solicitor, 801 Plum Street, Suite 214, Cincinnati, OH 45202. Notices shall be deemed given on the date of receipt.

4. **Representations, Warranties, and Covenants of Purchaser**. Purchaser makes the following representations, warranties and covenants to induce the City to enter into this Agreement:

(i) Purchaser is an Ohio limited liability company duly organized and validly existing under the laws of the State of Ohio, is authorized to transact business in the State of Ohio, has properly filed all certificates and reports required to be filed by it under the laws of the State of Ohio, and is not in violation of any laws relevant to the transactions contemplated by this Agreement.

(ii) Purchaser has full power and authority to execute and deliver this Agreement and to carry out the transactions provided for herein. This Agreement has by proper action been duly authorized, executed and delivered by Purchaser, and all actions necessary have been taken to constitute this Agreement, when executed and delivered, valid and binding obligations of Purchaser.

(iii) Purchaser's execution, delivery, and performance of this Agreement and the transaction contemplated hereby will not violate any applicable laws, or any writ or decree of any court or governmental instrumentality, or any mortgage, contract, agreement, or other undertaking to which Purchaser is a party or which purports to be binding upon Purchaser or upon any of its assets, nor is Purchaser in violation or default of any of the foregoing.

(iv) There are no actions, suits, proceedings, or governmental investigations pending, or to the knowledge of Purchaser, threatened against or affecting Purchaser, at law or in equity or before or by any governmental authority.

(v) Purchaser shall give prompt notice in writing to the City of the occurrence or existence of any litigation, labor dispute or governmental proceedings or investigation affecting Purchaser that could reasonably be expected to interfere substantially or materially and adversely affect its financial condition or its purchase of the Sale Property.

(vi) The statements made in the documentation provided by Purchaser to the City have been reviewed by Purchaser and do not contain any untrue statement of a material fact or omit to state any material fact necessary in order to make such statements, in light of the circumstances under which they were made, not misleading.

(vii) Neither Purchaser, nor any of its affiliates, owe any outstanding fines, penalties, judgments, water or other utility charges or other amounts to the City.

5. **General Provisions**.

(A) **Entire Agreement**. This Agreement (including the exhibits hereto) contains the entire agreement between the parties with respect to the subject matter hereof and supersedes any and all prior discussions, negotiations, representations or agreements, written or oral, between them respecting the subject matter hereof.

{00363826-4}

(B) Amendments. This Agreement may be amended only by a written amendment signed by both parties.

(C) Governing Law. This Agreement shall be governed by and construed in accordance with the laws of the City of Cincinnati and the State of Ohio. All actions regarding this Agreement shall be brought in the Hamilton County Court of Common Pleas, and Purchaser agrees that venue in such court is proper. Purchaser hereby waives trial by jury with respect to any and all disputes arising under this Agreement.

(D) Binding Effect. This Agreement shall be binding upon and shall inure to the benefit of and be enforceable by and against the parties and their respective successors and assigns. Purchaser shall not assign its rights or obligations under this Agreement without the prior written consent of the City, which may be withheld in the City's sole discretion, and any attempt to do so without the City's consent shall, at the City's option, render this Agreement null and void.

(E) Captions. The captions of the various sections and paragraphs of this Agreement are not part of the context hereof and are only guides to assist in locating such sections and paragraphs and shall be ignored in construing this Agreement.

(F) Severability. If any part of this Agreement is held by a court of law to be void, illegal or unenforceable, such part shall be deemed severed from this Agreement, and the balance of this Agreement shall remain in full force and effect.

(G) No Third-Party Beneficiaries. The parties hereby agree that no third-party beneficiary rights are intended to be created by this Agreement.

(H) Brokers. Purchaser represents to the City that Purchaser has not dealt with any real estate brokers and agents in connection with its purchase of the Sale Property.

(I) Official Capacity. All representations, warranties, covenants, agreements, and obligations of the City under this Agreement shall be effective to the extent authorized and permitted by applicable law. None of those representations, warranties, covenants, agreements, or obligations shall be deemed to be a representation, warranty, covenant, agreement, or obligation of any present or future officer, agent, employee or attorney of the City in other than his or her official capacity.

(J) Conflict of Interest. No officer, employee, or agent of the City who exercises any functions or responsibilities in connection with the planning or carrying out of the property sale shall have any personal financial interest, direct or indirect, in the property sale, and Purchaser shall take appropriate steps to assure compliance.

(K) Administrative Actions. To the extent permitted by applicable laws, and unless otherwise expressly provided in this Agreement, all actions taken or to be taken by the City under this Agreement may be taken by administrative action and shall not require legislative action of the City beyond the legislative action authorizing the execution of this Agreement.

(L) Counterparts; E-Signature. This Agreement may be executed via electronic signature and in one or more counterparts, each of which shall be deemed an original and all of which taken together shall constitute but one and the same instrument.

6. Exhibits. The following exhibits are attached hereto and made a part hereof:

Exhibit A – *Legal Description -the Sale Property*

Exhibit B – *Site Survey*

Exhibit C – *Form of Quit Claim Deed*

{00363826-4}

Executed by the parties on the dates indicated below their respective signatures, effective as of the latest of such dates (the “**Effective Date**”).

MARSHALL AT CENTRAL, LLC,
an Ohio limited liability company

By: _____

Printed Name: _____

Title: _____

Date: _____, 2022

[City signatures on the following page]

{00363826-4}

CITY OF CINCINNATI

By: _____

Printed Name: _____

Title: _____

Date: _____, 2022

Recommended by:

John Brazina, Director
Department of Transportation and
Engineering

Approved as to Form:

Assistant City Solicitor

Certified Date: _____

Fund/Code: _____

Amount: _____

By: _____
Karen Alder, City Finance Director

{00363826-4}

EXHIBIT A
to Property Sale Agreement

Legal Description - the Sale Property

Auditor's Parcel No.: None

Property Address: None; Hallmar Avenue, Cincinnati, Ohio 45225

Situate in Section 20, Town 3, Fractional Range 2, City of Cincinnati, Hamilton County, Ohio, and being part of Lots 1, 2, and 3 of A.J. Riddle's Subdivision of Lot 53 as recorded in Plat book 2, Page 41, and being more fully described as follows:

Beginning at an iron pin set and being at a wall corner at the intersection of the south right-of-way line of Marshall Avenue, and the northwesterly right-of-way line of Hallmar Avenue, and being the northeast corner of Tract XIII owned by Marshall at Central, L.L.C. as described in Official Record 13324, Page 2476;

thence, South 84°10'50" East, 6.27 feet, to a cut cross set;

thence, South 37°38'21" East, 72.49 feet, to a cut cross set on the west right-of-way line of West McMicken Avenue and being the northeast corner of Tract XIII owned by Marshall at Central, L.L.C. as described in Official Record 13324, Page 2476;

thence, North 75°32'30" West, 16.64, along the north line of said Tract XII owned by Marshall at Central, L.L.C. to an iron pin set and being the northwest corner of said Tract XII;

thence, South 37°16'55" West, 127.10 feet, along the west line of said Tract XII owned by Marshall at Central, L.L.C. to an iron pin set;

thence, South 37°16'39" West, 88.23 feet, along the west line of said Tract XII owned by Marshall at Central, L.L.C. to an iron pin set;

thence, South 34°22'05" West, 56.35 feet, along the west line of said Tract XII owned by Marshall at Central, L.L.C. to an iron pin set;

thence, South 21°31'45" West, 51.37 feet, along the west line of said Tract XII owned by Marshall at Central, L.L.C. to an iron pin set;

thence, North 09°24'07" East, 52.19 feet, to a cut cross set;

thence, North 00°09'22" West, 36.87 feet, to a Mag nail set;

thence, North 03°43'42" West, 63.94 feet, to an iron pin set;

thence, North 07°45'59" West, 19.96 feet, to an iron pin found on the east right-of-way of Central Parkway and being the southwest corner of said Tract XIII owned by Marshall at Central, L.L.C. to an iron pin set;

thence, South 81°04'22" East, 29.65 feet, along the south line of said Tract XIII owned by Marshall at Central, L.L.C. to an iron pin set;

thence, North 37°16'38" East, 191.25 feet, along the east line of said Tract XIII owned by Marshall at Central, L.L.C. to an iron pin set and being the point of beginning.

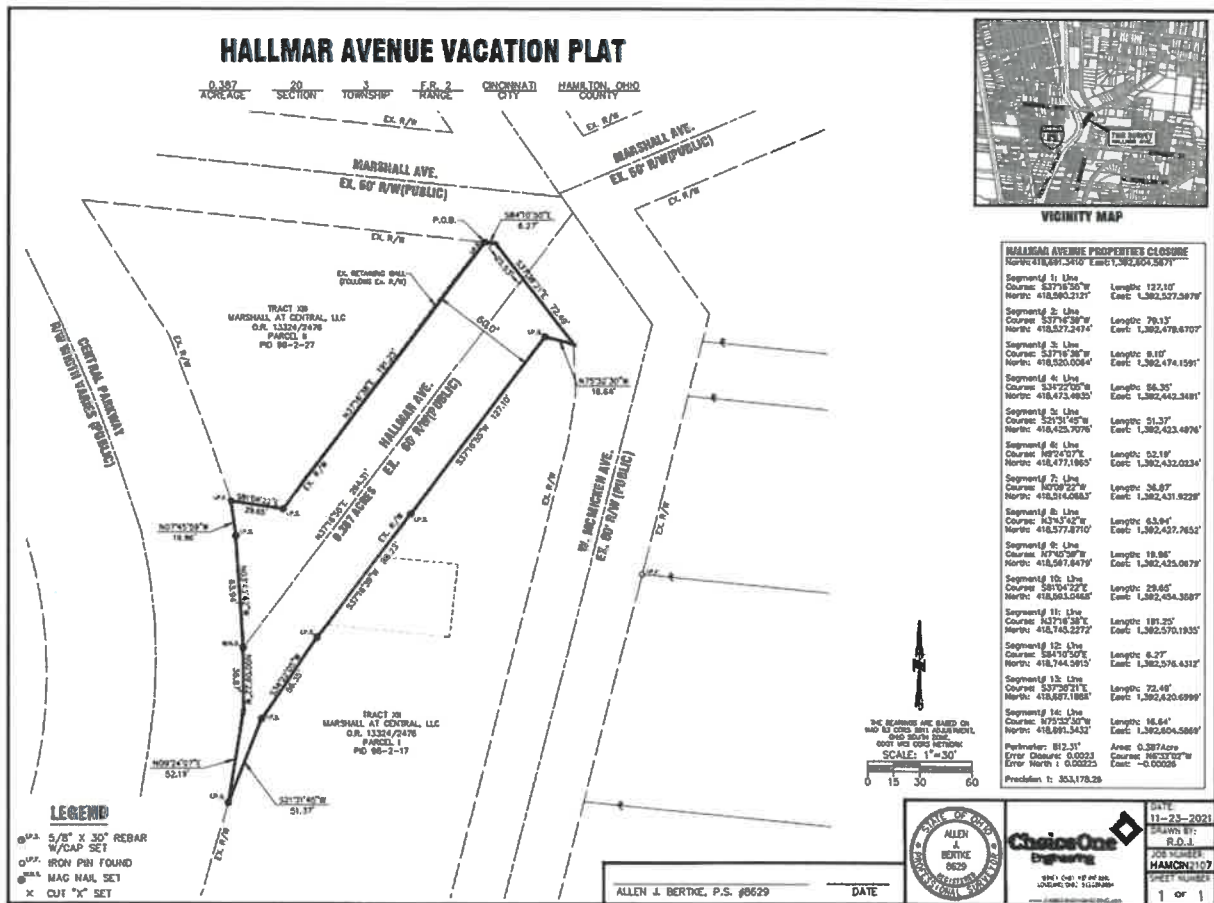
Containing 0.387 acres more or less with all being subject to any legal highway and easements of record.

{00363826-4}

The bearings are based on NAD 83 CORS 2011 adjustment, Ohio South Zone, ODOT VRS CORS Network. The above description was prepared by Allen J. Bertke, Ohio Professional Surveyor Number 8629, based on a field survey performed under his direct supervision and dated November 23, 2021, all iron pins set are 5/8" x 30" rebar with caps reading "CHOICE ONE ENGR-AJB PS 8629."

{00363826-4}

EXHIBIT B
to Property Sale Agreement
Vacation Plat



{00363826-4}

EXHIBIT C
to Property Sale Agreement
Form of Quitclaim Deed

[SEE ATTACHED]

{00363826-4}

[SPACE ABOVE RESERVED FOR RECORDER]

QUITCLAIM DEED

The **CITY OF CINCINNATI**, an Ohio municipal corporation (the "**City**"), for valuable consideration paid, hereby grants and conveys to **MARSHALL AT CENTRAL, LLC**, an Ohio limited liability company, whose tax mailing address is 1008 Marshall Avenue, Cincinnati, OH 45225 ("**Grantee**"), all of the City's right, title, and interest in and to the real property depicted on Exhibit A (*Survey Plat*) and described on Exhibit B (*Legal Description*) hereto (the "**Property**").

Property Address:	None; former public right-of-way known as Hallmar Avenue
Auditor's Parcel ID No.:	None; (former public right-of-way)
Prior instrument reference:	None

Pursuant to Ohio Revised Code Chapter 723 and Ordinance No. __-2022, passed by Cincinnati City Council on _____, 2022, the Property is hereby vacated as public right-of-way by the City.

This conveyance is subject to the exceptions, reservations, easements, covenants, and restrictions set forth below. Grantee, its successors, and assigns shall forever hold, develop, encumber, lease, occupy, improve, build upon, use, and convey the Property subject to such exceptions, reservations, easements, covenants, and restrictions, which shall "run with the land" and be binding upon Grantee and its successors-in-interest with respect to the Property.

(A) Creation of Utility Easements: This conveyance is subject to R.C. Section 723.041 so that any affected public utility shall be deemed to have a permanent easement in such vacated portions of the Property to maintain, operate, renew, reconstruct, and remove said utility facilities and to access said facilities.

(B) Consolidation. This conveyance shall not create an additional building site. Following transfer, Grantee shall consolidate the Property with Grantee's adjoining property. Grantee may not convey the Property separately from Grantee's adjoining parcel without the prior approval of the authority having jurisdiction of plats.

This conveyance was authorized by Ordinance No. __-2022, passed by Cincinnati City Council on _____, 2022.

{00363826-4}

The following exhibits are attached hereto and made a part hereof:

Exhibit A – *Survey Plat*

Exhibit B – *Legal Description*

Executed on _____, 2022.

CITY OF CINCINNATI

By: _____

Printed Name: _____

Title: _____

STATE OF OHIO)
) SS:
COUNTY OF HAMILTON)

The foregoing instrument was acknowledged before me this ____ day of _____, 2022 by _____, the _____ of the **CITY OF CINCINNATI**, an Ohio municipal corporation, on behalf of the municipal corporation. The notarial act certified hereby is an acknowledgment. No oath or affirmation was administered to the signer with regard to the notarial act certified to hereby.

Notary Public:
My commission expires: _____

Approved by:

John Brazina, Director
Department of Transportation and
Engineering

Approved as to Form:

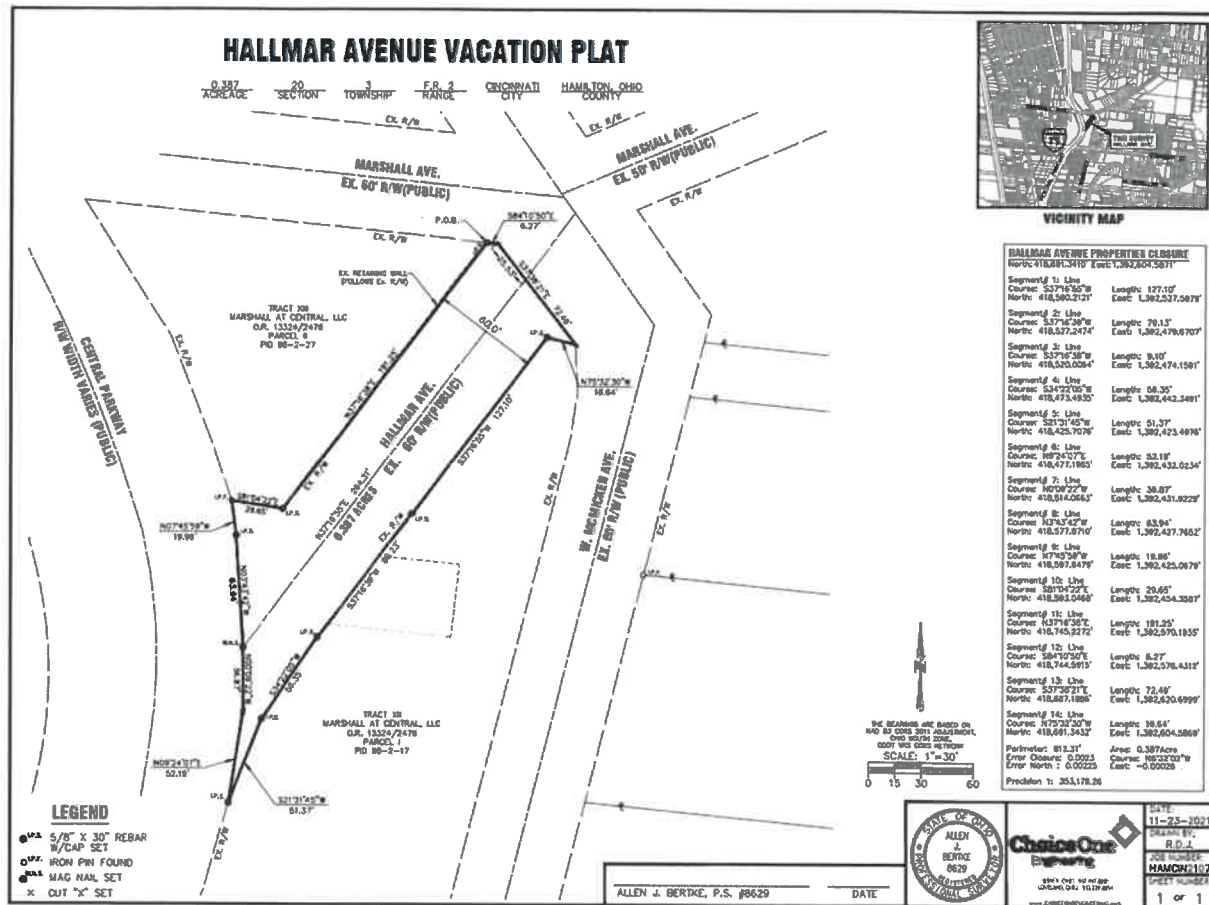
Assistant City Solicitor

This instrument prepared by:

City of Cincinnati Law Department,
801 Plum Street, Suite 214,
Cincinnati, Ohio 45202

{00363826-4}

EXHIBIT A
to Quitclaim Deed
Survey Plat



{00363826-4}

11798396.1

EXHIBIT B
to Quitclaim Deed
Legal Description

Auditor's Parcel No.: None

Property Address: None; Hallmar Avenue, Cincinnati, Ohio 45225

Situate in Section 20, Town 3, Fractional Range 2, City of Cincinnati, Hamilton County, Ohio, and being part of Lots 1, 2, and 3 of A.J. Riddle's Subdivision of Lot 53 as recorded in Plat book 2, Page 41, and being more fully described as follows:

Beginning at an iron pin set and being at a wall corner at the intersection of the south right-of-way line of Marshall Avenue, and the northwesterly right-of-way line of Hallmar Avenue, and being the northeast corner of Tract XIII owned by Marshall at Central, L.L.C. as described in Official Record 13324, Page 2476;

thence, South 84°10'50" East, 6.27 feet, to a cut cross set;

thence, South 37°38'21" East, 72.49 feet, to a cut cross set on the west right-of-way line of West McMicken Avenue and being the northeast corner of Tract XIII owned by Marshall at Central, L.L.C. as described in Official Record 13324, Page 2476;

thence, North 75°32'30" West, 16.64, along the north line of said Tract XII owned by Marshall at Central, L.L.C. to an iron pin set and being the northwest corner of said Tract XII;

thence, South 37°16'55" West, 127.10 feet, along the west line of said Tract XII owned by Marshall at Central, L.L.C. to an iron pin set;

thence, South 37°16'39" West, 88.23 feet, along the west line of said Tract XII owned by Marshall at Central, L.L.C. to an iron pin set;

thence, South 34°22'05" West, 56.35 feet, along the west line of said Tract XII owned by Marshall at Central, L.L.C. to an iron pin set;

thence, South 21°31'45" West, 51.37 feet, along the west line of said Tract XII owned by Marshall at Central, L.L.C. to an iron pin set;

thence, North 09°24'07" East, 52.19 feet, to a cut cross set;

thence, North 00°09'22" West, 36.87 feet, to a Mag nail set;

thence, North 03°43'42" West, 63.94 feet, to an iron pin set;

thence, North 07°45'59" West, 19.96 feet, to an iron pin found on the east right-of-way of Central Parkway and being the southwest corner of said Tract XIII owned by Marshall at Central, L.L.C. to an iron pin set;

thence, South 81°04'22" East, 29.65 feet, along the south line of said Tract XIII owned by Marshall at Central, L.L.C. to an iron pin set;

thence, North 37°16'38" East, 191.25 feet, along the east line of said Tract XIII owned by Marshall at Central, L.L.C. to an iron pin set and being the point of beginning.

Containing 0.387 acres more or less with all being subject to any legal highway and easements of record. The bearings are based on NAD 83 CORS 2011 adjustment, Ohio South Zone, ODOT VRS CORS Network. The above description was prepared by Allen J. Bertke, Ohio Professional Surveyor Number {00363826-4}

8629, based on a field survey performed under his direct supervision and dated November 23, 2021, all iron pins set are 5/8" x 30" rebar with caps reading "CHOICE ONE ENGR-AJB PS 8629."

{00363826-4}

11798396.1

PROPERTY SALE AGREEMENT

This Property Sale Agreement (this “**Agreement**”) is made and entered into on the Effective Date (as defined on the signature page hereof) by and between the **CITY OF CINCINNATI**, an Ohio municipal corporation, the address of which for purposes of this Agreement is 801 Plum Street, Cincinnati, OH 45202 (the “**City**”) and **MARSHALL AT CENTRAL, LLC**, an Ohio limited liability company, whose tax mailing address is 1008 Marshall Avenue, Cincinnati, OH 45225 (“**Purchaser**”).

Recitals:

A. The City owns certain real property designated as public right-of-way known as Hallmar Avenue in the CUF neighborhood of Cincinnati, Ohio, as more particularly described on Exhibit A (Legal Description- the Sale Property) hereto (the “**Sale Property**”), which Sale Property is under the management of the City’s Department of Transportation and Engineering (“**DOT**”).

B. Purchaser owns certain real property adjoining the Sale Property, as depicted on Exhibit B (Vacation Plat) hereto (“**Purchaser’s Property**”), and desires to purchase from the City the Sale Property to consolidate said Sale Property with Purchaser’s Property to facilitate the construction of a four-story multi-family structure, totaling approximately 105,000 gross square feet, clubhouse with private commercial and recreational uses, and surface parking lot.

C. Pursuant to Chapter 723 of the Ohio Revised Code, the legislative authority of a municipal corporation may convey the fee simple estate or other interest in land used for streets and alleys if it has determined that the property is not needed for municipal purposes.

D. The City has determined that the Sale Property is not needed for transportation or other municipal purpose and that the sale of the Sale Property will not be detrimental to the public interest.

E. Richard C. Spoor, Esq., a reputable attorney practicing in Hamilton County, Ohio, has certified that Purchaser owns all the real property abutting the Sale Property.

F. The City’s Real Estate Services Division has determined, by a professional appraisal, that the fair market value of the Sale Property is \$96,000, which Purchaser has agreed to pay.

G. The City has determined that eliminating competitive bidding in connection with the City’s sale of the Sale Property is justified because Purchaser owns all real property abutting the Sale Property, and as a practical matter, no one other than an abutting property owner would have any use for it.

H. Section 13 of Article VIII of the Ohio Constitution provides that, to create or preserve jobs and employment opportunities and to improve the economic welfare of the people of the State, it is a public interest and proper public purpose for the State or its political subdivisions to sell, lease, exchange, or otherwise dispose of property within the State of Ohio for industry, commerce, distribution, and research.

I. Section 16 of Article VIII of the Ohio Constitution provides that it is in the public interest and a proper public purpose for the City to enhance the availability of adequate housing and to improve the economic and general well-being of the people of the City by providing or assisting in providing housing.

J. City Planning Commission, having the authority to approve the change in the use of City-owned property, approved the sale of the Sale Property to Purchaser at its meeting on February 4, 2022.

K. Execution of this Agreement was authorized by Cincinnati City Council by Ordinance No. {00363826-4}

[]-2022, passed on [], 2022.

NOW, THEREFORE, the parties agree as follows:

1. **Purchase Price**. Subject to the terms and conditions set forth herein, the City hereby agrees to sell the Sale Property to Purchaser, and Purchaser hereby agrees to purchase the Sale Property from the City for \$96,000.00 (the "**Purchase Price**"). Purchaser acknowledges that it is familiar with the condition of the Sale Property, and, at Closing (as defined below), the City shall convey the Sale Property to Purchaser in "as is" condition. The City makes no representations or warranties to Purchaser with respect to the condition of the Sale Property and, from and after the Closing, the City shall have no liability of any kind to Purchaser for any defects, adverse environmental condition, or any other matters affecting the Sale Property.

2. **Closing**.

(A) **Conditions**. The closing on the City's sale of the Sale Property to Purchaser (the "**Closing**") shall not occur unless and until the following conditions have been satisfied or waived (the "**Conditions**"); *provided however*, that if the City, in its sole discretion, determines that one or more of the Conditions would be more appropriately handled at Closing or post-Closing, the City may, if appropriate, include such Conditions in the City's Quitclaim Deed to Purchaser or handle such Conditions post-Closing. Purchaser shall perform all work and investigations and shall obtain and prepare all necessary documents pertaining to the satisfaction of the Conditions, at no cost to the City.

- (i) **Title & Survey**: Purchaser's approval of title to the Sale Property and, if obtained by Purchaser, an ALTA property survey of the Sale Property;
- (ii) **Inspections, Utilities & Zoning/Building Code Requirements**: Purchaser's approval of inspections of the Sale Property, including, without limitation, environmental assessments and soil assessments, all matters pertaining to utility service for the Sale Property, and all zoning and building code requirements that are applicable to the Sale Property;
- (iii) **Plats, Legal Descriptions and Deed**: Purchaser shall have provided the City with all plats and legal descriptions as required by DOTE, the Department of City Planning and Engagement, and the Hamilton County Auditor and Recorder in connection with the City's sale of the Sale Property, including, but not limited to: [x] an acceptable deed of record evidencing Purchaser as the vested legal owner as to Purchaser's Property; [y] an acceptable survey plat and legal description with closure of the Sale Property to accompany the transfer and recording of the Quitclaim Deed in substantially the form attached as Exhibit C – (Form of Quitclaim Deed – Sale Property); and [z] an acceptable survey plat and legal description with closure to consolidate the Sale Property with Purchaser's Property immediately after recording of the *Quitclaim Deed – Sale Property* in substantially the form attached as Exhibit D (Consolidation Plat – Sale Property and Purchaser's Property);
- (iv) **Coordinated Report Conditions (CR #72-2021)**:
 - (a) **DOTE**:
 - 1. [intentionally omitted]
 - 2. The existing utilities must be granted easements or relocated at Purchaser's expense.
 - 3. [Intentionally omitted]

{00363826-4}

4. No Auditor's parcels shall be landlocked by this vacation/sale. If possible, potential landlocked parcels should be consolidated with parcels having legal street frontage.
5. The Purchaser is required, at their expense, to provide the City with an acceptable legal description for the sale area that meets the recordable standards of the Hamilton County Recorder's Office.
6. Central Parkway and McMicken Avenue must be finished at Hallmar Avenue intersections, with a curb, sidewalk, and/or drive approach in accordance with City standards, or an approved plan.
7. A DOTE street opening permit, obtained by a DOTE licensed street contractor, is required for all private improvements in the public right-of-way. All improvements in the public right-of-way must be built to City standards, policies and guidelines. Application for permits may be made at Room 425, City Hall, 801 Plum Street. Please note that plan drawings (2 sets), to be reviewed by DOTE, must be attached to the permit application.

(b) Metropolitan Sewer District of Greater Cincinnati ("MSD"):

1. The MSD Request for Availability of Sewer Service (RASS) will be required for a future development or redevelopment project. The MSD RASS will determine the availability of a sewer and outline any additional MSD project requirements that could impact a project schedule if not considered early in project conceptual planning. Such considerations may include the need to obtain any MSD tap permits, easements, Ohio EPA Permit to Install, utilization of licensed and bonded sewer tappers with MSD, sewer inspection scheduling, project on-site separation of flow requirements, MSD Excavation/Fill permitting and bonding, MSD storm water detention requirements, need for a grease interception system, and/or a reminder for the project to coordinate with City of Cincinnati Stormwater Management Utility (SMU) for their specific storm water, erosion control, and storm water detention requirements. To date, at least three MSD Conditional Availability of Sewers Letters have been issued by MSD addressing three RASSs: CMD2100145 and CMD2100143 dated July 30, 2021 and CMD2100144 dated August 31, 2021. Sewer availability for at least one parcel (0098-0002-0027) within the project area (approximately in the Area of Bldg 3) has not been received. Based on information provided in CR 72, information and estimates provided for CMD2100143-145 addressing the previously submitted RASSs should be resubmitted if the project is presently being rescoped and if any additional parcels are being included or removed from the current project scope as currently understood by MSD.
2. The RASS(s) may require a MSD Excavation/Fill permit as well as bond necessary for any construction, construction traffic, earthwork, or any other construction activity over existing sewers, including site preparation activities such as geotechnical investigations and demolition of buildings in which existing sewers are located. Additional requirements will be established by the MSD E/F permit (such as verification and usage of existing or abandoned building services or connections to existing sewers through dye testing, pre- and post-demolition, or construction CCTVing, etc). No additional loading may be exerted on existing MSD sewers as the result of proposed structures and geotechnical/structural design calculations will be required for MSD review. Information concerning MSD E/F permits may be found in Section

{00363826-4}

406 of the MSD Rules and Regulations at the following link provided at msdgc.org: http://msdgc.org/downloads/about_msd/msd-rules-regulations/rules_and_regulations.pdf.

3. A 30' wide minimum permanent sewer easement will be necessary centered on existing sewers that traverse the project site. The permanent sewer easement will be necessary for access, operations, and maintenance of the existing public sewers and manholes that are to remain in operation. Note, an additional 3' on either side of the permanent easement will be required, along with other MSD easement restrictions, as outlined per MSD Rules and Regulations Section 207. No structure which can interfere with the access to the public sewer or can exert loading upon a public sewer per MSD Rules and Regulations Section 206. Information concerning Sections 206 and 207 may be found at the following link provided at msdgc.org: http://msdgc.org/downloads/about_msd/msd-rules-regulations/rules_and_regulations.pdf.
4. Project coordination and acceptance by City of Cincinnati Public Works, DOTE, and/or SMU that the removal of their earlier project from the MSD's combined sewer system does not impact their department's respective functional and design project requirements and is acceptable for removal.

(c) SMU: There is stormwater infrastructure at the south end of Hallmar near Central Pkwy that will need to be filled, sealed, and abandoned.

(d) Duke Energy: Duke Energy requires an easement for existing facilities located on, above, or under the Sale Property.

(e) Altafiber: Altafiber requires an easement for existing facilities located on the Sale Property. Such facilities must remain in place, in service and able to be accessed. Any damage done to the facilities, or any work done to relocate the facilities as a result as of this request will be handled entirely at the property owner's expense.

(B) Right to Terminate. If either party determines, after exercising good faith efforts, that any of the Conditions are not or cannot be satisfied within a reasonable period, such party shall have the right to terminate this Agreement by giving written notice thereof to the other party, whereupon this Agreement and all rights and obligations of the parties hereunder shall terminate. If all the Conditions have not been satisfied to the satisfaction of both parties or waived in writing and for that reason the Closing has not occurred within **90 days** after the Effective Date, this Agreement and all rights and obligations of the parties hereunder shall automatically terminate.

(C) Closing Date. Provided the Conditions have been satisfied, the Closing shall take place **30 days** after the Effective Date, or on such earlier or later date as the parties may agree upon.

(D) Closing Costs and Closing Documents. At the Closing, (i) the City shall confirm that Purchaser has paid the Purchase Price in full, and (ii) the City shall convey all its right, title, and interest in and to the Sale Property to Purchaser by *Quitclaim Deed* in the form of Exhibit C. Purchaser shall pay all Hamilton County, Ohio recording fees, transfer tax, and any and all other customary closing costs associated with the Closing. There shall be no proration of real estate taxes and assessments at Closing, and from and after the Closing, Purchaser shall pay all real estate taxes and assessments thereafter becoming due. At Closing, the parties shall execute a settlement statement and all other customary closing documents that are necessary for the Closing, in such forms as are approved by the City. The City shall not however be required to execute a title affidavit at Closing or other similar documents pertaining to title, it being acknowledged by Purchaser that the City is selling the Property "as is." Pursuant to Section 301-20, Cincinnati Municipal Code, at Closing, Purchaser shall pay to the City all {00363826-4}

unpaid related and unrelated fines, penalties, judgments, water, or other utility charges, and any and all other outstanding amounts owed by Purchaser to the City. The provisions of this Agreement shall survive the City's execution and delivery of the *Quitclaim Deed* and shall not be deemed to have been merged therein.

3. Notices. All notices given by the parties hereunder shall be deemed given if personally delivered, delivered by Federal Express, UPS, or other recognized overnight courier, or mailed by U.S. regular or certified mail, addressed to the parties at their respective addresses set forth in the introductory paragraph of this Agreement. If Purchaser sends a notice to the City alleging that the City is in default under this Agreement, Purchaser shall simultaneously send a copy of such notice by U.S. certified mail to: City Solicitor, 801 Plum Street, Suite 214, Cincinnati, OH 45202. Notices shall be deemed given on the date of receipt.

4. Representations, Warranties, and Covenants of Purchaser. Purchaser makes the following representations, warranties and covenants to induce the City to enter into this Agreement:

(i) Purchaser is an Ohio limited liability company duly organized and validly existing under the laws of the State of Ohio, is authorized to transact business in the State of Ohio, has properly filed all certificates and reports required to be filed by it under the laws of the State of Ohio, and is not in violation of any laws relevant to the transactions contemplated by this Agreement.

(ii) Purchaser has full power and authority to execute and deliver this Agreement and to carry out the transactions provided for herein. This Agreement has by proper action been duly authorized, executed and delivered by Purchaser, and all actions necessary have been taken to constitute this Agreement, when executed and delivered, valid and binding obligations of Purchaser.

(iii) Purchaser's execution, delivery, and performance of this Agreement and the transaction contemplated hereby will not violate any applicable laws, or any writ or decree of any court or governmental instrumentality, or any mortgage, contract, agreement, or other undertaking to which Purchaser is a party or which purports to be binding upon Purchaser or upon any of its assets, nor is Purchaser in violation or default of any of the foregoing.

(iv) There are no actions, suits, proceedings, or governmental investigations pending, or to the knowledge of Purchaser, threatened against or affecting Purchaser, at law or in equity or before or by any governmental authority.

(v) Purchaser shall give prompt notice in writing to the City of the occurrence or existence of any litigation, labor dispute or governmental proceedings or investigation affecting Purchaser that could reasonably be expected to interfere substantially or materially and adversely affect its financial condition or its purchase of the Sale Property.

(vi) The statements made in the documentation provided by Purchaser to the City have been reviewed by Purchaser and do not contain any untrue statement of a material fact or omit to state any material fact necessary in order to make such statements, in light of the circumstances under which they were made, not misleading.

(vii) Neither Purchaser, nor any of its affiliates, owe any outstanding fines, penalties, judgments, water or other utility charges or other amounts to the City.

5. General Provisions.

(A) Entire Agreement. This Agreement (including the exhibits hereto) contains the entire agreement between the parties with respect to the subject matter hereof and supersedes any and all prior discussions, negotiations, representations or agreements, written or oral, between them respecting the subject matter hereof.

{00363826-4}

(B) Amendments. This Agreement may be amended only by a written amendment signed by both parties.

(C) Governing Law. This Agreement shall be governed by and construed in accordance with the laws of the City of Cincinnati and the State of Ohio. All actions regarding this Agreement shall be brought in the Hamilton County Court of Common Pleas, and Purchaser agrees that venue in such court is proper. Purchaser hereby waives trial by jury with respect to any and all disputes arising under this Agreement.

(D) Binding Effect. This Agreement shall be binding upon and shall inure to the benefit of and be enforceable by and against the parties and their respective successors and assigns. Purchaser shall not assign its rights or obligations under this Agreement without the prior written consent of the City, which may be withheld in the City's sole discretion, and any attempt to do so without the City's consent shall, at the City's option, render this Agreement null and void.

(E) Captions. The captions of the various sections and paragraphs of this Agreement are not part of the context hereof and are only guides to assist in locating such sections and paragraphs and shall be ignored in construing this Agreement.

(F) Severability. If any part of this Agreement is held by a court of law to be void, illegal or unenforceable, such part shall be deemed severed from this Agreement, and the balance of this Agreement shall remain in full force and effect.

(G) No Third-Party Beneficiaries. The parties hereby agree that no third-party beneficiary rights are intended to be created by this Agreement.

(H) Brokers. Purchaser represents to the City that Purchaser has not dealt with any real estate brokers and agents in connection with its purchase of the Sale Property.

(I) Official Capacity. All representations, warranties, covenants, agreements, and obligations of the City under this Agreement shall be effective to the extent authorized and permitted by applicable law. None of those representations, warranties, covenants, agreements, or obligations shall be deemed to be a representation, warranty, covenant, agreement, or obligation of any present or future officer, agent, employee or attorney of the City in other than his or her official capacity.

(J) Conflict of Interest. No officer, employee, or agent of the City who exercises any functions or responsibilities in connection with the planning or carrying out of the property sale shall have any personal financial interest, direct or indirect, in the property sale, and Purchaser shall take appropriate steps to assure compliance.

(K) Administrative Actions. To the extent permitted by applicable laws, and unless otherwise expressly provided in this Agreement, all actions taken or to be taken by the City under this Agreement may be taken by administrative action and shall not require legislative action of the City beyond the legislative action authorizing the execution of this Agreement.

(L) Counterparts; E-Signature. This Agreement may be executed via electronic signature and in one or more counterparts, each of which shall be deemed an original and all of which taken together shall constitute but one and the same instrument.

6. Exhibits. The following exhibits are attached hereto and made a part hereof:

Exhibit A – *Legal Description -the Sale Property*

Exhibit B – *Site Survey*

Exhibit C – *Form of Quit Claim Deed*

{00363826-4}

Executed by the parties on the dates indicated below their respective signatures, effective as of the latest of such dates (the “**Effective Date**”).

MARSHALL AT CENTRAL, LLC,
an Ohio limited liability company

By: _____

Printed Name: _____

Title: _____

Date: _____, 2022

[City signatures on the following page]

{00363826-4}

CITY OF CINCINNATI

By: _____

Printed Name: _____

Title: _____

Date: _____, 2022

Recommended by:

John Brazina, Director
Department of Transportation and
Engineering

Approved as to Form:

Assistant City Solicitor

Certified Date: _____

Fund/Code: _____

Amount: _____

By: _____
Karen Alder, City Finance Director

{00363826-4}

EXHIBIT A
to Property Sale Agreement

Legal Description - the Sale Property

Auditor's Parcel No.: None

Property Address: None; Hallmar Avenue, Cincinnati, Ohio 45225

Situate in Section 20, Town 3, Fractional Range 2, City of Cincinnati, Hamilton County, Ohio, and being part of Lots 1, 2, and 3 of A.J. Riddle's Subdivision of Lot 53 as recorded in Plat book 2, Page 41, and being more fully described as follows:

Beginning at an iron pin set and being at a wall corner at the intersection of the south right-of-way line of Marshall Avenue, and the northwesterly right-of-way line of Hallmar Avenue, and being the northeast corner of Tract XIII owned by Marshall at Central, L.L.C. as described in Official Record 13324, Page 2476;

thence, South 84°10'50" East, 6.27 feet, to a cut cross set;

thence, South 37°38'21" East, 72.49 feet, to a cut cross set on the west right-of-way line of West McMicken Avenue and being the northeast corner of Tract XIII owned by Marshall at Central, L.L.C. as described in Official Record 13324, Page 2476;

thence, North 75°32'30" West, 16.64, along the north line of said Tract XII owned by Marshall at Central, L.L.C. to an iron pin set and being the northwest corner of said Tract XII;

thence, South 37°16'55" West, 127.10 feet, along the west line of said Tract XII owned by Marshall at Central, L.L.C. to an iron pin set;

thence, South 37°16'39" West, 88.23 feet, along the west line of said Tract XII owned by Marshall at Central, L.L.C. to an iron pin set;

thence, South 34°22'05" West, 56.35 feet, along the west line of said Tract XII owned by Marshall at Central, L.L.C. to an iron pin set;

thence, South 21°31'45" West, 51.37 feet, along the west line of said Tract XII owned by Marshall at Central, L.L.C. to an iron pin set;

thence, North 09°24'07" East, 52.19 feet, to a cut cross set;

thence, North 00°09'22" West, 36.87 feet, to a Mag nail set;

thence, North 03°43'42" West, 63.94 feet, to an iron pin set;

thence, North 07°45'59" West, 19.96 feet, to an iron pin found on the east right-of-way of Central Parkway and being the southwest corner of said Tract XIII owned by Marshall at Central, L.L.C. to an iron pin set;

thence, South 81°04'22" East, 29.65 feet, along the south line of said Tract XIII owned by Marshall at Central, L.L.C. to an iron pin set;

thence, North 37°16'38" East, 191.25 feet, along the east line of said Tract XIII owned by Marshall at Central, L.L.C. to an iron pin set and being the point of beginning.

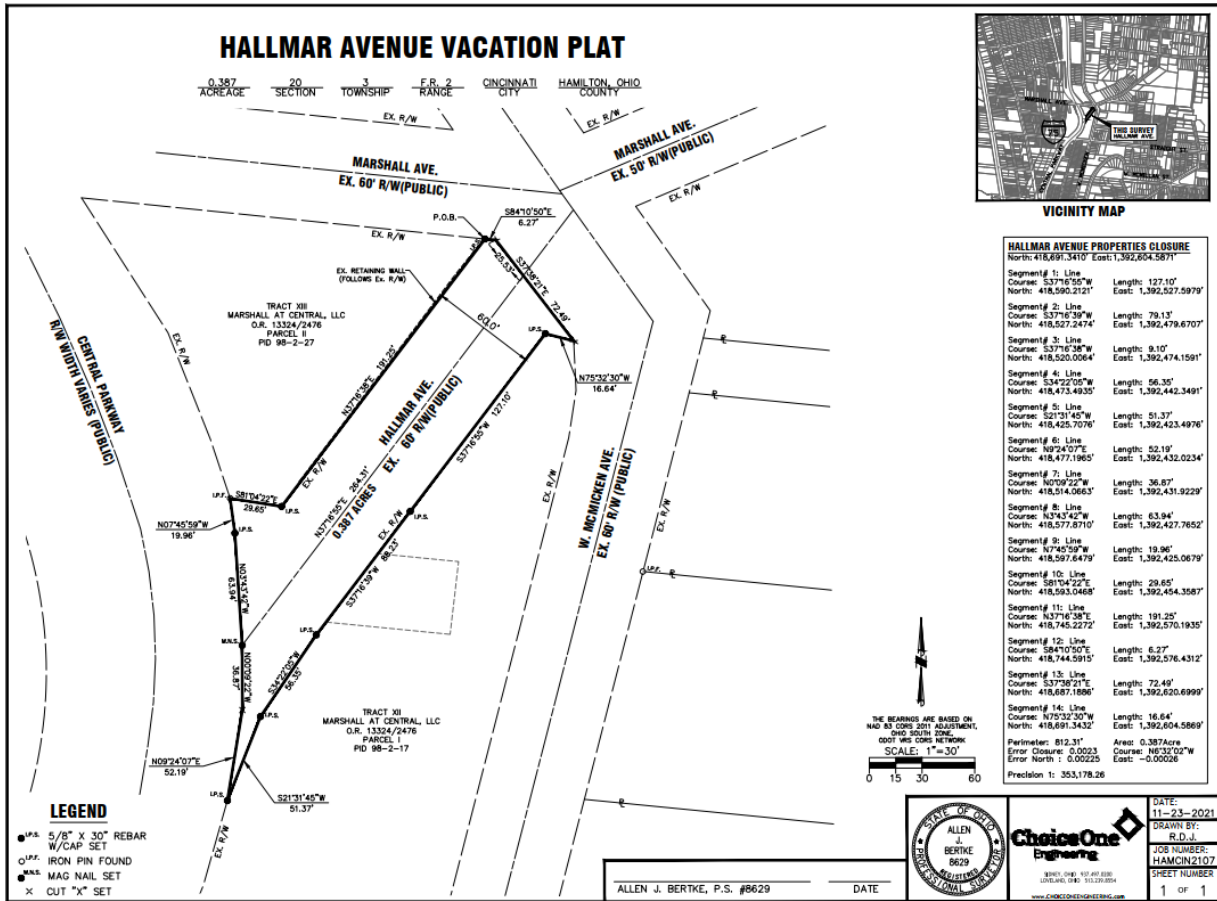
Containing 0.387 acres more or less with all being subject to any legal highway and easements of record.

{00363826-4}

The bearings are based on NAD 83 CORS 2011 adjustment, Ohio South Zone, ODOT VRS CORS Network. The above description was prepared by Allen J. Bertke, Ohio Professional Surveyor Number 8629, based on a field survey performed under his direct supervision and dated November 23, 2021, all iron pins set are 5/8" x 30" rebar with caps reading "CHOICE ONE ENGR-AJB PS 8629."

{00363826-4}

EXHIBIT B
to Property Sale Agreement
Vacation Plat



{00363826-4}

EXHIBIT C
to Property Sale Agreement
Form of Quitclaim Deed

[SEE ATTACHED]

{00363826-4}

QUITCLAIM DEED

The **CITY OF CINCINNATI**, an Ohio municipal corporation (the “**City**”), for valuable consideration paid, hereby grants and conveys to **MARSHALL AT CENTRAL, LLC**, an Ohio limited liability company, whose tax mailing address is 1008 Marshall Avenue, Cincinnati, OH 45225 (“**Grantee**”), all of the City’s right, title, and interest in and to the real property depicted on Exhibit A (Survey Plat) and described on Exhibit B (Legal Description) hereto (the “**Property**”).

Property Address:	None; former public right-of-way known as Hallmar Avenue
Auditor’s Parcel ID No.:	None; (former public right-of-way)
Prior instrument reference:	None

Pursuant to Ohio Revised Code Chapter 723 and Ordinance No. __-2022, passed by Cincinnati City Council on _____, 2022, the Property is hereby vacated as public right-of-way by the City.

This conveyance is subject to the exceptions, reservations, easements, covenants, and restrictions set forth below. Grantee, its successors, and assigns shall forever hold, develop, encumber, lease, occupy, improve, build upon, use, and convey the Property subject to such exceptions, reservations, easements, covenants, and restrictions, which shall “run with the land” and be binding upon Grantee and its successors-in-interest with respect to the Property.

(A) Creation of Utility Easements: This conveyance is subject to R.C. Section 723.041 so that any affected public utility shall be deemed to have a permanent easement in such vacated portions of the Property to maintain, operate, renew, reconstruct, and remove said utility facilities and to access said facilities.

(B) Consolidation. This conveyance shall not create an additional building site. Following transfer, Grantee shall consolidate the Property with Grantee’s adjoining property. Grantee may not convey the Property separately from Grantee’s adjoining parcel without the prior approval of the authority having jurisdiction of plats.

This conveyance was authorized by Ordinance No. __-2022, passed by Cincinnati City Council on _____, 2022.

{00363826-4}

The following exhibits are attached hereto and made a part hereof:

Exhibit A – *Survey Plat*

Exhibit B – *Legal Description*

Executed on _____, 2022.

CITY OF CINCINNATI

By: _____

Printed Name: _____

Title: _____

STATE OF OHIO)
) SS:
COUNTY OF HAMILTON)

The foregoing instrument was acknowledged before me this ____ day of _____, 2022 by _____, the _____ of the **CITY OF CINCINNATI**, an Ohio municipal corporation, on behalf of the municipal corporation. The notarial act certified hereby is an acknowledgment. No oath or affirmation was administered to the signer with regard to the notarial act certified to hereby.

Notary Public:
My commission expires: _____

Approved by:

John Brazina, Director
Department of Transportation and
Engineering

Approved as to Form:

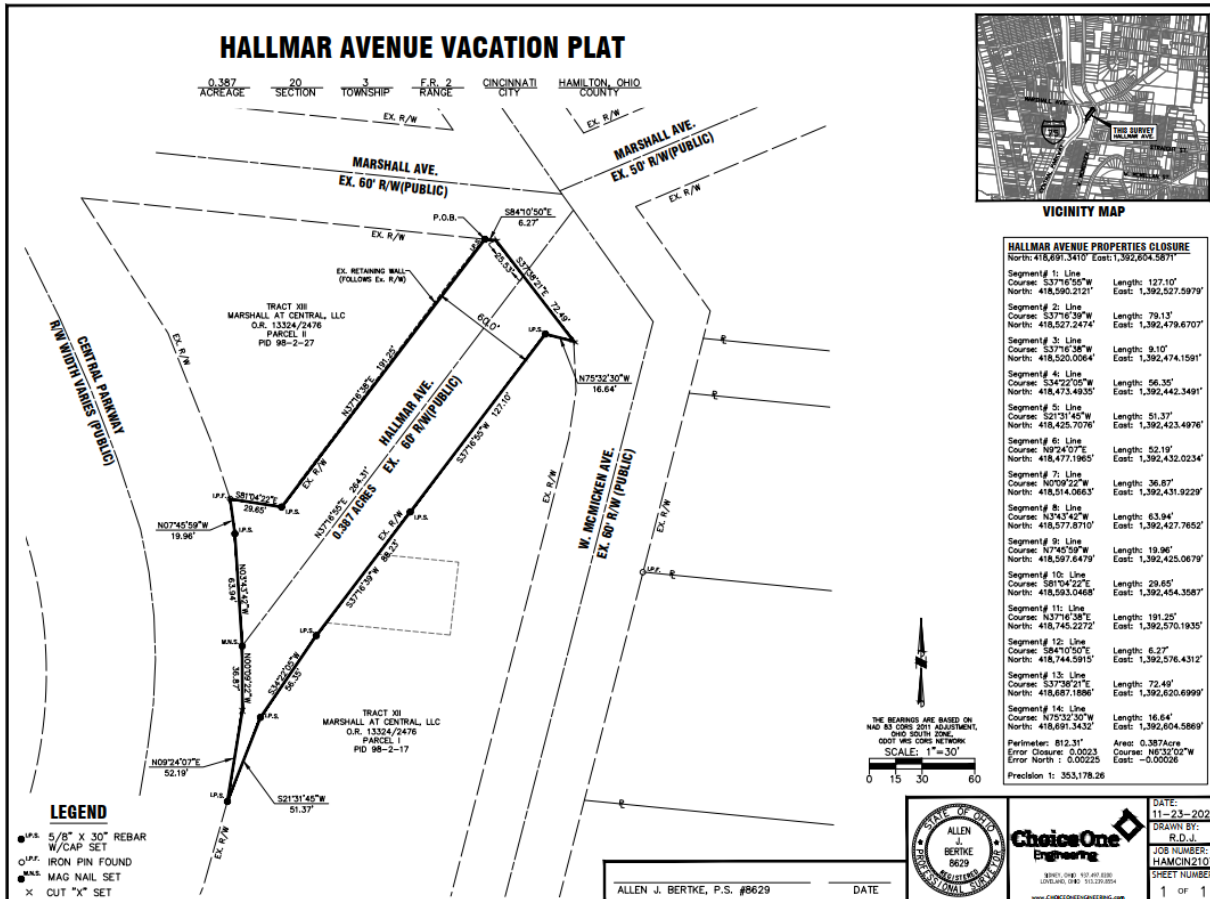
Assistant City Solicitor

This instrument prepared by:

City of Cincinnati Law Department,
801 Plum Street, Suite 214,
Cincinnati, Ohio 45202

{00363826-4}

EXHIBIT A
to Quitclaim Deed
Survey Plat



{00363826-4}

EXHIBIT B
to Quitclaim Deed
Legal Description

Auditor's Parcel No.: None

Property Address: None; Hallmar Avenue, Cincinnati, Ohio 45225

Situate in Section 20, Town 3, Fractional Range 2, City of Cincinnati, Hamilton County, Ohio, and being part of Lots 1, 2, and 3 of A.J. Riddle's Subdivision of Lot 53 as recorded in Plat book 2, Page 41, and being more fully described as follows:

Beginning at an iron pin set and being at a wall corner at the intersection of the south right-of-way line of Marshall Avenue, and the northwesterly right-of-way line of Hallmar Avenue, and being the northeast corner of Tract XIII owned by Marshall at Central, L.L.C. as described in Official Record 13324, Page 2476;

thence, South 84°10'50" East, 6.27 feet, to a cut cross set;

thence, South 37°38'21" East, 72.49 feet, to a cut cross set on the west right-of-way line of West McMicken Avenue and being the northeast corner of Tract XIII owned by Marshall at Central, L.L.C. as described in Official Record 13324, Page 2476;

thence, North 75°32'30" West, 16.64, along the north line of said Tract XII owned by Marshall at Central, L.L.C. to an iron pin set and being the northwest corner of said Tract XII;

thence, South 37°16'55" West, 127.10 feet, along the west line of said Tract XII owned by Marshall at Central, L.L.C. to an iron pin set;

thence, South 37°16'39" West, 88.23 feet, along the west line of said Tract XII owned by Marshall at Central, L.L.C. to an iron pin set;

thence, South 34°22'05" West, 56.35 feet, along the west line of said Tract XII owned by Marshall at Central, L.L.C. to an iron pin set;

thence, South 21°31'45" West, 51.37 feet, along the west line of said Tract XII owned by Marshall at Central, L.L.C. to an iron pin set;

thence, North 09°24'07" East, 52.19 feet, to a cut cross set;

thence, North 00°09'22" West, 36.87 feet, to a Mag nail set;

thence, North 03°43'42" West, 63.94 feet, to an iron pin set;

thence, North 07°45'59" West, 19.96 feet, to an iron pin found on the east right-of-way of Central Parkway and being the southwest corner of said Tract XIII owned by Marshall at Central, L.L.C. to an iron pin set;

thence, South 81°04'22" East, 29.65 feet, along the south line of said Tract XIII owned by Marshall at Central, L.L.C. to an iron pin set;

thence, North 37°16'38" East, 191.25 feet, along the east line of said Tract XIII owned by Marshall at Central, L.L.C. to an iron pin set and being the point of beginning.

Containing 0.387 acres more or less with all being subject to any legal highway and easements of record. The bearings are based on NAD 83 CORS 2011 adjustment, Ohio South Zone, ODOT VRS CORS Network. The above description was prepared by Allen J. Bertke, Ohio Professional Surveyor Number {00363826-4}

8629, based on a field survey performed under his direct supervision and dated November 23, 2021, all iron pins set are 5/8" x 30" rebar with caps reading "CHOICE ONE ENGR-AJB PS 8629."

{00363826-4}

September 8, 2022

To: Mayor and Members of City Council

202201743

From: Sheryl M. M. Long, City Manager

Subject: Ordinance – Self-Closing Doors

Attached is an Ordinance captioned:

MODIFYING Chapter 1117, “Housing Code,” of the Cincinnati Municipal Code by amending Section 1117-15, “Fire-Protective Features,” and Section 1117-45, “General Maintenance and Repair”; and **MODIFYING** the provisions of Chapter 1219, “Miscellaneous Regulations,” by enacting new Section 1219-73, “Self-Closing Doors,” all to implement enhanced fire safety measures that promote the containment and suppression of flame and smoke in multi-family residential structures.

The Administration recommends passage of this Ordinance.

cc: Virginia Tallent, Interim Assistant City Manager

MODIFYING Chapter 1117, “Housing Code,” of the Cincinnati Municipal Code by amending Section 1117-15, “Fire-Protective Features,” and Section 1117-45, “General Maintenance and Repair”; and **MODIFYING** the provisions of Chapter 1219, “Miscellaneous Regulations,” by enacting new Section 1219-73, “Self-Closing Doors,” all to implement enhanced fire safety measures that promote the containment and suppression of flame and smoke in multi-family residential structures.

WHEREAS, doors providing access to interior corridors or stairs in multi-unit residential structures that are left ajar during fire emergencies constitute a distinct hazard to life, property, and the public welfare by permitting the spread of smoke and flame beyond a unit of origin, which increases the likelihood of occupant and first responder fatalities, as implicated in the death of 30-year Cincinnati Fire Department veteran FAO Daryl Gordon in 2015; and

WHEREAS, recent deadly fires in multiple dwelling structures in Philadelphia, New York City, and Baltimore illustrate the need for proactive action to protect residents and first responders; and

WHEREAS, the City’s Fire Chief has determined that existing multiple-dwelling residential structures without self-closing and automatically latching residential unit doors that access interior corridors or stairs constitute a distinct hazard to life, property, and the public welfare, as they are most susceptible to the rapid spread of smoke and flame, endangering occupants and first responders; and

WHEREAS, doors properly equipped with devices that ensure self-closing and automatic latching after having been opened, otherwise known as self-closing doors, segregate and temporarily confine smoke and flame within the unit of origin during a fire emergency, providing occupants and first responders additional time for emergency exit; and

WHEREAS, the installation of self-closing door hardware is a relatively simple and inexpensive solution that provides substantial benefits toward mitigating the distinct hazard to life, property, and the public welfare posed by multiple-dwelling residential unit doors left ajar during fire emergencies; and

WHEREAS, Council finds that it is in the best interest of the public health, safety, and general welfare to impose a requirement to equip doors that provide access to interior corridors or stairs in existing multiple-dwelling residential structures with approved self-closing door hardware that will ensure closing and latching after having been opened; now, therefore,

BE IT ORDAINED by the Council of the City of Cincinnati, State of Ohio:

Section 1. That Section 1117-15, “Fire-Protective Features,” and Section 1117-45, “General Maintenance and Repair,” of Chapter 1117, “Housing Code,” of the Cincinnati Municipal Code are hereby amended to read as follows:

Sec. 1117-15. - Fire-Protective Features.

1117-15.1 *General*: Every three-family and multiple dwelling shall be protected with such fire-protective features as may be required for the adequate protection of the occupants thereof. The minimum requirements for such protection are as set out in §§Sections 1117-15.2 through 1117-15.78 CBC.

1117-15.2 *Interior stairways and corridors*: Any interior stairway or corridor serving more than one apartment, rooming unit or dwelling unit shall be enclosed with approved fire-resistive construction. Corridors shall be constructed so as to be effective barriers to resist the passage of smoke. Any doorway in said construction shall be protected by an approved solid core wood door or equivalent, which shall be well-fitted within the opening. An undercut to the door greater than three-fourths (¾) of an inch is prohibited.

1117-15.3 *Use of glass*: No plain glass shall be used in any door or transom opening upon an interior stairway serving more than one apartment, rooming unit or dwelling unit. All such transoms shall be fixed or otherwise made non-openable, and any existing glass in such doors, windows, or transoms shall be replaced with wired glass or an approved equivalent, or covered with an approved material.

1117-15.4 *Fire doors*: All required fire doors shall be equipped with approved self- or automatic-closing devices, latches and keepers.

1117-15.4.1 *Signing of fire doors*: All required fire doors, except for those doors leading directly to apartments, rooming units or dwelling units, shall be designated with an approved sign with letters not less than one-half inch high, “FIRE DOOR KEEP CLOSED.”

1117-15.5 *Separation of occupancies*: Residential occupancies shall be separated from other occupancies by approved fire-resistive construction.

1117-15.6 *Smoke Detectors*: Residential occupancies shall be supplied with an early fire warning system (smoke detectors) in accordance with Chapter 1235 (Fire Code) of the Cincinnati Municipal Code.

1117-15.7 *Automatic Fire Detection Systems*: All existing buildings or portions thereof of Group 1-1 (See Section 308.2 OBC) shall be provided with an Automatic Fire Detection System installed in accordance with Section 907.0 OBC or the building code in effect at the time of installation.

1117-15.8 Self-closing doors: By August 1, 2023, all doors providing access to interior stairways or corridors shall be self-closing or equipped with a device that will ensure closing after having been opened and automatic latching. Notwithstanding Section 1117-15.1, this section applies only to multiple dwellings with five or more dwelling units.

Section 1117-45. General Maintenance and Repair.

1117-45.1 *Premises conditions:* All residential buildings, and all parts thereof, together with the premises on which they are located, shall be kept in good repair and free from unsafe, unclean and unsanitary ~~insanitary~~ conditions, so that all parts thereof shall function properly and provide approved conditions of safety and sanitary habitability.

1117-45.2 *Supplied fixtures and equipment:* Every plumbing installation, gutter and downspout, required supplied facility, piece of equipment, or utility shall be so constructed or installed that it will function safely, and shall be maintained in satisfactory working condition.

1117-45.3 *Service or utility not to be shut off:* No owner, person in control, operator, or occupant shall cause any service, facility, equipment, or utility which is required under this Housing Code to be removed or shut off from or discontinued for any occupied dwelling, let or occupied by him except for such temporary interruption as may be necessary while actual repairs or alterations are in process, or during temporary emergencies.

1117-45.4 *Hardware for fire and self-closing doors:* All automatic and self-closing devices, and other hardware for required fire doors, self-closing doors, or other opening protectives shall be maintained in good working condition.

1117-45.5 *Unrestrained fire and self-closing doors:* No object shall be placed, and no restraining devices shall be installed so as to interfere with the proper functioning of a required fire door, self-closing door, or other opening protective.

1117-45.6 *Unused gas outlets:* Each gas outlet, including a valve or cock outlet, that is not to be used immediately, and each unused gas illuminating fixture shall be removed and the line shall be securely closed gastight with a threaded plug or cap, or, in lieu thereof, the use of a quick-disconnect device that is listed by the American Gas Association, Inc. Laboratories ~~gas association, inc., laboratories~~.

1117-45.7 *Insect and rodent control:* Every owner, person in control, or operator shall exterminate any insects, rodents, or other pests on the premises.

Section 2. That existing Section 1117-15, “Fire-Protective Features,” and Section 1117-45, “General Maintenance and Repair,” of Chapter 1117, “Housing Code,” of the Cincinnati Municipal Code are hereby repealed.

Section 3. That Chapter 1219, “Miscellaneous Regulations,” of the Cincinnati Municipal Code is hereby amended by enacting new Section 1219-73, “Self-Closing Doors,” to read as follows:

Sec. 1219-73. - Self-Closing Doors.

- (a) The owner of every multiple dwelling which is required to be equipped with self-closing doors pursuant to Section 1117-15.8, or any other applicable law, shall keep and maintain such doors in good working condition.
- (b) No object shall be placed and no restraining devices shall be installed so as to interfere with the proper functioning of a required self-closing door.

Section 4. That doors providing access to interior corridors or stairs in existing multiple dwelling residential structures with five or more dwelling units that are not self-closing or equipped with a device that, when opened and released, returns the door to the closed position are hereby declared an imminent threat to the public health, welfare, or safety; and further, that, in order to address this imminent threat to the public health, welfare, or safety, Council hereby declares that all such doors, future and existing, must be self-closing or include an approved device that will ensure closing after having been opened as required by this ordinance.

Section 5. That the conditions declared an imminent threat to the public health, welfare, or safety in Section 4 shall not be deemed to be a lawful non-conforming condition and shall be abated consistent with the provisions of this ordinance, regardless of whether they were lawfully established under any provision of the Cincinnati Municipal Code, Ohio Revised Code, or any rule or regulation promulgated thereunder and in existence at the time of adoption of this ordinance.

Section 6. That those multiple dwelling structures existing at the time of the adoption of this ordinance that are not in strict compliance with the provisions and requirements of this ordinance shall have up to and including August 1, 2023 to comply with the provisions and requirements set forth herein.

Section 7. That this ordinance shall take effect and be in force from and after the earliest period allowed by law.

Passed: _____, 2022

Aftab Pureval, Mayor

Attest: _____
Clerk

New language underscored. Deleted language indicated by strikethrough.

2022/1/6/9

Greater Cincinnati Fdn.
\$
Women's Fund of Greater Cincinnati Fdn.

Clerk of Council

801 Plum Street, Room 308
Cincinnati, Ohio 45202
(513) 352-3246

Please check ALL that apply

- ☐ Termination(s) of Engagement
☐ Change of Address
☐ Amended Statement

LEGISLATIVE AGENT UPDATED REGISTRATION STATEMENT

This statement must be filed with the Clerk of Council by the last day of January and July, annually. Please read instructions and review Sections 112-1 to 112-17, Cincinnati Municipal Code, prior to filing. **There is no fee for this filing.** Upon termination of this engagement, there is an affirmative duty to notify the Clerk of Council within thirty (30) days (the form may be obtained from the Clerk.) **ANY PERSON WHO KNOWINGLY FILES A FALSE STATEMENT IS GUILTY OF FALSIFICATION UNDER SECTION 2921.13 OF THE OHIO REVISED CODE, WHICH IS A MISDEMEANOR OF THE FIRST DEGREE.** Other related prohibitions and penalties are contained in Section 112-99 of the Cincinnati Municipal Code.

A. GENERAL INFORMATION

Full Name of Legislative Agent

Meghan Elizabeth Cummings
(First) (Middle) (Last)

Occupation

Exec Director, Women's Fund of GCF
Vice President, Civic Advancement, Greater Cincinnati Fdn.

Business Address

720 E. Pete Rose Way, Ste 120

Cincinnati
City

OH
State

45202
Suite Number
Zip(+4)

Telephone Number (

513 768-6144)

AGENT CHANGE OF NAME OR ADDRESS - Based on your initial Registration Statement or last Updated Registration Statement, state any changes in your name or address.

(If none, check here ☒)

Name of Legislative Agent

Address

Street

Suite Number

City

State

Zip(+4)

Telephone Number (

Reporting Period: Statement filed for period covering (check one and fill in year).

☒ January 1 through June 30, 2022
☐ July 1 through December 31, 199

(Report due on or before July 31)
(Report due on or before Jan. 31)

10AUG'22PM12:28

CLERK OF COUNCIL

B. AMENDMENTS, TERMINATIONS, AND TYPES OF LEGISLATION

AMENDED STATEMENT - Is this an Amended Statement (i.e., any change in an amount or a filing pursuant to a dispute resolution decision of the OCCl.

____ YES ☒ NO

If yes, you are required to complete only the portion(s) you have amended.

TERMINATIONS - Are you still engaged by all of the employers listed on page 1 of this form?

____ YES ☒ NO

If no, please list the name of the Employers by whom you are no longer engaged and the date of termination. (Attach additional sheets if necessary.)

Employer Name	Date of Termination
Women's Fund of GCF	3/31/22

ORDINANCES AND RESOLUTIONS - List the specific ordinance(s) and resolution(s) on which you actively advocated during this reporting period.

2022-2023 City Budget			

ADDITIONAL TYPES OF LEGISLATION - Since your Initial Registration Statement or last Updated Registration Statement for all Employers listed on this form, give a brief description of each of the additional types of legislation to which any of your engagements relate.

(If none, check here ☒)

C. DEFINITIONS

"Staff" means any city employee whose official duties are to formulate policy and who exercises administrative or supervisory authority or who authorizes the expenditure of city funds. "Staff" is limited to employees who are required to file a Financial Disclosure Statement under Article XXVI of the Administrative Code.

"Legislation" means ordinances, resolutions, amendments, nominations, and any other matter pending before the Council. See the definition of "legislation" under Section 112-1-L, Cincinnati Municipal Code.

"Financial Transaction" See definition in Section 112-1-F, Cincinnati Municipal Code.

D. FINANCIAL TRANSACTIONS

If the Legislative Agent, or a member of his or her immediate family had, during this reporting period, a financial transaction* (which is not being disputed under Section 112-19, Cincinnati Municipal Code,) with or for the benefit of a member of the Council, appointee of the Council, City Manager, the Director of a department created under the Administrative Code, or any member of the staff* of such public officer or employee, then the following information is required with respect to each such financial transaction:

- a. Name of the public officer, employee, or staff member: _____
- b. Brief description of the purpose and nature of the transaction: _____

- c. Date the transaction was made or entered into: _____
- d. Other pertinent details: _____

(Attach an additional sheet for each public officer, employee, or staff member.)

(If none, check here ☒)

NOTE: If the Legislative Agent is required to disclose a financial transaction described in this Paragraph F, then the Legislative Agent shall deliver a copy of such paragraph which contains such information to the public officer(s) of employee(s) identified therein, at least ten (10) days before this form is filed with the Clerk of Council.

If the foregoing provision is applicable, indicate the date that such information was delivered:

CERTIFICATION: THE UNDERSIGNED HEREBY CERTIFIES THAT ALL REASONABLE EFFORTS AND DUE DILIGENCE HAVE BEEN UNDERTAKEN IN THE PREPARATION AND COMPLETION OF THIS STATEMENT AND THAT THE CONTENTS ARE TRUE AND ACCURATE TO THE BEST OF HIS OR HER KNOWLEDGE.

ALL SIGNATURES MUST BE ORIGINAL AND SIGNED PERSONALLY BY THE NAMED INDIVIDUAL.

Meghan Cummings
Type or Print Name of Legislative Agent

Meghan E. Cummings
Signature of Legislative Agent

7/27/22
Date

...the ... of ...
...the ... of ...
...the ... of ...
...the ... of ...

...the ... of ...
...the ... of ...
...the ... of ...
...the ... of ...

...the ... of ...
...the ... of ...
...the ... of ...
...the ... of ...

...the ... of ...
...the ... of ...
...the ... of ...
...the ... of ...

...the ... of ...
...the ... of ...
...the ... of ...
...the ... of ...

...the ... of ...
...the ... of ...
...the ... of ...
...the ... of ...

...the ... of ...
...the ... of ...
...the ... of ...
...the ... of ...

Clerk of Council

801 Plum Street, Room 308
Cincinnati, Ohio 45202
(513) 352-3246

07201670
\$25.00 FILING FEE

LEGISLATIVE AGENT/EMPLOYER INITIAL REGISTRATION STATEMENT

This statement must be filed with the Clerk of Council within ten (10) days of engagement. Please read instructions and review Section 112-5 prior to filing. There is a \$25.00 fee for this filing. *Check or money order only made payable to "Clerk of Council".* Upon termination of this engagement, there is an affirmative duty to notify the Clerk of Council within thirty (30) days the form may be obtained from Clerk. **ANY PERSON WHO KNOWINGLY FILES A FALSE STATEMENT IS GUILTY OF FALSIFICATION UNDER SECTION 2921.13 OF THE OHIO REVISED CODE, WHICH IS A MISDEMEANOR OF THE FIRST DEGREE.**

A. LEGISLATIVE AGENT INFORMATION

1. Full Name Ali Trianfo
2. Occupation Government Strategies Group
3. Title/Position Director of Operations
4. Business Address 700 Walnut Street Ste 450
Street Suite Number
Cincinnati OH 45202
City State Zip(+4)
5. Telephone Number (513) 651-4100
6. Date of Engagement as Legislative Agent August 1, 2022

B. EMPLOYER INFORMATION

1. Full name of company or organization Best Point Education & Behavioral Health
2. Type of Industry Social Services
3. Business Address 5050 Madison Road
Street Suite Number
Cincinnati OH 45227
City State Zip(+4)

C. BRIEF DESCRIPTION OF THE TYPE OF LEGISLATION TO WHICH LEGISLATIVE AGENT'S ENGAGEMENT RELATES.

Activities related to youth workforce development, behavioral health programs, and mental
health.

D. CATEGORICAL LISTING OF PRINCIPAL BUSINESS OR ACTIVITY OF EMPLOYER. PLEASE CHECK ALL THAT ARE APPLICABLE.

<input type="checkbox"/> Agriculture	<input type="checkbox"/> Environment	<input type="checkbox"/> Real Estate/Housing
<input type="checkbox"/> Alcohol/Tobacco	<input type="checkbox"/> Financial Institutions/Consumer Finance	<input type="checkbox"/> Retail and Commercial
<input type="checkbox"/> Arts/Entertainment	<input type="checkbox"/> Medical/Hospitals/Health Care	<input type="checkbox"/> Service Business
<input type="checkbox"/> Communications/Media	<input type="checkbox"/> Insurance	<input checked="" type="checkbox"/> Social Svs./Human Svs.
<input type="checkbox"/> Contractors/Construction	<input type="checkbox"/> Labor/Labor Organizations	<input type="checkbox"/> Science and Technology
<input type="checkbox"/> County/Local Government	<input type="checkbox"/> Legal	<input type="checkbox"/> State Employees
<input type="checkbox"/> Education	<input type="checkbox"/> Manufacturer	<input type="checkbox"/> State Government
<input type="checkbox"/> Energy/Utilities	<input type="checkbox"/> Public Interest	<input type="checkbox"/> Transportation

CERTIFICATION: THE UNDERSIGNED HEREBY CERTIFY THAT ALL REASONABLE EFFORTS AND DUE DILIGENCE HAVE BEEN UNDERTAKEN IN THE PREPARATION AND COMPLETION OF THIS STATEMENT AND THAT THE CONTENTS ARE TRUE AND ACCURATE TO THE BEST OF HIS OR HER KNOWLEDGE.

ALL SIGNATURES MUST BE ORIGINAL AND SIGNED PERSONALLY BY THE NAMED INDIVIDUAL.

Ali Trianfo

Type or Print Name of Legislative Agent




Signature of Legislative Agent

August 5, 2022

Date

Type or Print Name of Persons Signing for Employer

BY: 

Title

Date

8/8/22

Clerk of Council

801 Plum Street, Room 308
Cincinnati, Ohio 45202
(513) 352-3246

207201671
\$25.00 FILING FEE

LEGISLATIVE AGENT/EMPLOYER INITIAL REGISTRATION STATEMENT

This statement must be filed with the Clerk of Council within ten (10) days of engagement. Please read instructions and review Section 112-5 prior to filing. There is a \$25.00 fee for this filing. *Check or money order only made payable to "Clerk of Council"*. Upon termination of this engagement, there is an affirmative duty to notify the Clerk of Council within thirty (30) days the form may be obtained from Clerk. **ANY PERSON WHO KNOWINGLY FILES A FALSE STATEMENT IS GUILTY OF FALSIFICATION UNDER SECTION 2921.13 OF THE OHIO REVISED CODE, WHICH IS A MISDEMEANOR OF THE FIRST DEGREE.**

A. LEGISLATIVE AGENT INFORMATION

1. Full Name James T. Benedict
2. Occupation Government Strategies Group
3. Title/Position Vice President
4. Business Address 700 Walnut Street Ste 450
Street Suite Number
Cincinnati OH 45202
City State Zip(+4)
5. Telephone Number (513) 651-4100
6. Date of Engagement as Legislative Agent August 1, 2022

B. EMPLOYER INFORMATION

1. Full name of company or organization Great Parks of Hamilton County
2. Type of Industry Parks & Recreation; County Government
3. Business Address 10245 Winton Rd
Street Suite Number
Cincinnati OH 45231
City State Zip(+4)

C. BRIEF DESCRIPTION OF THE TYPE OF LEGISLATION TO WHICH LEGISLATIVE AGENT'S ENGAGEMENT RELATES.

Activities related to county parks.

D. CATEGORICAL LISTING OF PRINCIPAL BUSINESS OR ACTIVITY OF EMPLOYER. PLEASE CHECK ALL THAT ARE APPLICABLE.

<input checked="" type="checkbox"/> Agriculture	<input type="checkbox"/> Environment	<input type="checkbox"/> Real Estate/Housing
<input type="checkbox"/> Alcohol/Tobacco	<input type="checkbox"/> Financial Institutions/Consumer Finance	<input type="checkbox"/> Retail and Commercial
<input type="checkbox"/> Arts/Entertainment	<input type="checkbox"/> Medical/Hospitals/Health Care	<input type="checkbox"/> Service Business
<input type="checkbox"/> Communications/Media	<input type="checkbox"/> Insurance	<input type="checkbox"/> Social Svs./Human Svs.
<input type="checkbox"/> Contractors/Construction	<input type="checkbox"/> Labor/Labor Organizations	<input type="checkbox"/> Science and Technology
<input checked="" type="checkbox"/> County/Local Government	<input type="checkbox"/> Legal	<input type="checkbox"/> State Employees
<input type="checkbox"/> Education	<input type="checkbox"/> Manufacturer	<input type="checkbox"/> State Government
<input type="checkbox"/> Energy/Utilities	<input type="checkbox"/> Public Interest	<input type="checkbox"/> Transportation

CERTIFICATION: THE UNDERSIGNED HEREBY CERTIFY THAT ALL REASONABLE EFFORTS AND DUE DILIGENCE HAVE BEEN UNDERTAKEN IN THE PREPARATION AND COMPLETION OF THIS STATEMENT AND THAT THE CONTENTS ARE TRUE AND ACCURATE TO THE BEST OF HIS OR HER KNOWLEDGE.

ALL SIGNATURES MUST BE ORIGINAL AND SIGNED PERSONALLY BY THE NAMED INDIVIDUAL.

James T. Benedict

Type or Print Name of Legislative Agent


Signature of Legislative Agent

August 5, 2022

Date

Type or Print Name of Persons Signing for Employer

BY: 
Signature for Employer

CEO

Title

8.5.2022

Date

Clerk of Council

801 Plum Street, Room 308
Cincinnati, Ohio 45202
(513) 352-3246

202201672
\$25.00 FILING FEE

LEGISLATIVE AGENT/EMPLOYER INITIAL REGISTRATION STATEMENT

This statement must be filed with the Clerk of Council within ten (10) days of engagement. Please read instructions and review Section 112-5 prior to filing. There is a \$25.00 fee for this filing. *Check or money order only made payable to "Clerk of Council"*. Upon termination of this engagement, there is an affirmative duty to notify the Clerk of Council within thirty (30) days the form may be obtained from Clerk. **ANY PERSON WHO KNOWINGLY FILES A FALSE STATEMENT IS GUILTY OF FALSIFICATION UNDER SECTION 2921.13 OF THE OHIO REVISED CODE, WHICH IS A MISDEMEANOR OF THE FIRST DEGREE.**

A. LEGISLATIVE AGENT INFORMATION

1. Full Name Charles H. Gerhardt, III
2. Occupation Government Strategies Group
3. Title/Position President & CEO
4. Business Address 700 Walnut Street Ste 450
Street Suite Number
Cincinnati OH 45202
City State Zip(+4)
5. Telephone Number (513) 651-4100
6. Date of Engagement as Legislative Agent August 1, 2022

B. EMPLOYER INFORMATION

1. Full name of company or organization Great Parks of Hamilton County
2. Type of Industry Parks & Recreation; County Government
3. Business Address 10245 Winton Rd
Street Suite Number
Cincinnati OH 45231
City State Zip(+4)

C. BRIEF DESCRIPTION OF THE TYPE OF LEGISLATION TO WHICH LEGISLATIVE AGENT'S ENGAGEMENT RELATES.


Activities related to county parks.

D. CATEGORICAL LISTING OF PRINCIPAL BUSINESS OR ACTIVITY OF EMPLOYER. PLEASE CHECK ALL THAT ARE APPLICABLE.


<input checked="" type="checkbox"/> Agriculture	<input type="checkbox"/> Environment	<input type="checkbox"/> Real Estate/Housing
<input type="checkbox"/> Alcohol/Tobacco	<input type="checkbox"/> Financial Institutions/Consumer Finance	<input type="checkbox"/> Retail and Commercial
<input type="checkbox"/> Arts/Entertainment	<input type="checkbox"/> Medical/Hospitals/Health Care	<input type="checkbox"/> Service Business
<input type="checkbox"/> Communications/Media	<input type="checkbox"/> Insurance	<input type="checkbox"/> Social Svs./Human Svs.
<input type="checkbox"/> Contractors/Construction	<input type="checkbox"/> Labor/Labor Organizations	<input type="checkbox"/> Science and Technology
<input checked="" type="checkbox"/> County/Local Government	<input type="checkbox"/> Legal	<input type="checkbox"/> State Employees
<input type="checkbox"/> Education	<input type="checkbox"/> Manufacturer	<input type="checkbox"/> State Government
<input type="checkbox"/> Energy/Utilities	<input type="checkbox"/> Public Interest	<input type="checkbox"/> Transportation

CERTIFICATION: THE UNDERSIGNED HEREBY CERTIFY THAT ALL REASONABLE EFFORTS AND DUE DILIGENCE HAVE BEEN UNDERTAKEN IN THE PREPARATION AND COMPLETION OF THIS STATEMENT AND THAT THE CONTENTS ARE TRUE AND ACCURATE TO THE BEST OF HIS OR HER KNOWLEDGE.

ALL SIGNATURES MUST BE ORIGINAL AND SIGNED PERSONALLY BY THE NAMED INDIVIDUAL.

Charles H. Gerhardt, III
Type or Print Name of Legislative Agent

Signature of Legislative Agent

August 5, 2022
Date

Type or Print Name of Persons Signing for Employer
BY: 
Signature for Employer
CEO
Title

8.5.2022
Date

202201700

Clerk of Council

801 Plum Street, Room 308
Cincinnati, Ohio 45202
(513) 352-3246

\$25.00 FILING FEE**LEGISLATIVE AGENT/EMPLOYER INITIAL REGISTRATION STATEMENT**

This statement must be filed with the Clerk of Council within ten (10) days of engagement. Please read instructions and review Section 112-5 prior to filing. There is a \$25.00 fee for this filing. *Check or money order only made payable to "Clerk of Council".* Upon termination of this engagement, there is an affirmative duty to notify the Clerk of Council within thirty (30) days the form may be obtained from Clerk. **ANY PERSON WHO KNOWINGLY FILES A FALSE STATEMENT IS GUILTY OF FALSIFICATION UNDER SECTION 2921.13 OF THE OHIO REVISED CODE, WHICH IS A MISDEMEANOR OF THE FIRST DEGREE.**

A. LEGISLATIVE AGENT INFORMATION

1. Full Name J. Douglas Moormann
2. Occupation Development Strategies Group
3. Title/Position Vice President
4. Business Address 700 Walnut Street Ste 450

Street
Suite Number

Cincinnati OH 45202

City
State
Zip(+4)
5. Telephone Number (513) 651-4100
6. Date of Engagement as Legislative Agent August 1, 2022

B. EMPLOYER INFORMATION

1. Full name of company or organization Finney Law Firm
2. Type of Industry Law / Real Estate
3. Business Address 4270 Ivy Point Blvd, Suite 225

Street
Suite Number

Cincinnati OH 45245

City
State
Zip(+4)

C. BRIEF DESCRIPTION OF THE TYPE OF LEGISLATION TO WHICH LEGISLATIVE AGENT'S ENGAGEMENT RELATES.

Activities related to real estate development.

D. CATEGORICAL LISTING OF PRINCIPAL BUSINESS OR ACTIVITY OF EMPLOYER. PLEASE CHECK ALL THAT ARE APPLICABLE.

<input type="checkbox"/> Agriculture	<input type="checkbox"/> Environment	<input checked="" type="checkbox"/> Real Estate/Housing
<input type="checkbox"/> Alcohol/Tobacco	<input type="checkbox"/> Financial Institutions/Consumer Finance	<input type="checkbox"/> Retail and Commercial
<input type="checkbox"/> Arts/Entertainment	<input type="checkbox"/> Medical/Hospitals/Health Care	<input type="checkbox"/> Service Business
<input type="checkbox"/> Communications/Media	<input type="checkbox"/> Insurance	<input type="checkbox"/> Social Svs./Human Svs.
<input type="checkbox"/> Contractors/Construction	<input type="checkbox"/> Labor/Labor Organizations	<input type="checkbox"/> Science and Technology
<input type="checkbox"/> County/Local Government	<input type="checkbox"/> Legal	<input type="checkbox"/> State Employees
<input type="checkbox"/> Education	<input type="checkbox"/> Manufacturer	<input type="checkbox"/> State Government
<input type="checkbox"/> Energy/Utilities	<input type="checkbox"/> Public Interest	<input type="checkbox"/> Transportation

CERTIFICATION: THE UNDERSIGNED HEREBY CERTIFY THAT ALL REASONABLE EFFORTS AND DUE DILIGENCE HAVE BEEN UNDERTAKEN IN THE PREPARATION AND COMPLETION OF THIS STATEMENT AND THAT THE CONTENTS ARE TRUE AND ACCURATE TO THE BEST OF HIS OR HER KNOWLEDGE.

ALL SIGNATURES MUST BE ORIGINAL AND SIGNED PERSONALLY BY THE NAMED INDIVIDUAL.

J. Douglas Moormann

Type or Print Name of Legislative Agent



Signature of Legislative Agent

August 8, 2022

Date

Chris Finney

Type or Print Name of Persons Signing for Employer

DocuSigned by:

BY: 

Signature for Employer

President

Title

8/15/2022

Date

Clerk of Council

801 Plum Street, Room 308
Cincinnati, Ohio 45202
(513) 352-3246

Please check ALL that apply

- ☐ Termination(s) of Engagement
☐ Change of Address
☐ Amended Statement

LEGISLATIVE AGENT UPDATED REGISTRATION STATEMENT

This statement must be filed with the Clerk of Council by the last day of January and July, annually. Please read instructions and review Sections 112-1 to 112-17, Cincinnati Municipal Code, prior to filing. There is no fee for this filing. Upon termination of this engagement, there is an affirmative duty to notify the Clerk of Council within thirty (30) days (the form may be obtained from the Clerk.) ANY PERSON WHO KNOWINGLY FILES A FALSE STATEMENT IS GUILTY OF FALSIFICATION UNDER SECTION 2921.13 OF THE OHIO REVISED CODE, WHICH IS A MISDEMEANOR OF THE FIRST DEGREE. Other related prohibitions and penalties are contained in Section 112-99 of the Cincinnati Municipal Code.

A. GENERAL INFORMATION

Full Name of Legislative Agent Marilyn Hyland
(First) (Middle) (Last)
Occupation Marketing Strategy + Lobbyist
Business Address 7100 Drake Rd
City Cincinnati State OH Suite Number 45243
Zip(+4)
Telephone Number (513) 284-4192

AGENT CHANGE OF NAME OR ADDRESS - Based on your initial Registration Statement or last Updated Registration Statement, state any changes in your name or address.

(If none, check here ☒)

Name of Legislative Agent _____

Address _____
Street Suite Number

City _____ State _____ Zip(+4) _____

Telephone Number (_____) _____

Reporting Period: Statement filed for period covering (check one and fill in year).

☐ January 1 through June 30, ~~199~~ 2022
☐ July 1 through December 31, 199_

(Report due on or before July 31)
(Report due on or before Jan. 31)

00000000

Please check ALL that apply

- ☐ Termination(s) of Engagement
- ☐ Change of Address
- ☐ Amended Statement

Clerk of Council
804 Plum Street, Room 304
Cincinnati, Ohio 45202
(616) 322-0246

LEGISLATIVE AGENT UPDATED REGISTRATION STATEMENT

This statement must be filed with the Clerk of Council by the last day of January and July, annually. Please read instructions and review Sections 112-1 to 112-17, Cincinnati Municipal Code, prior to filing. There is no fee for this filing. Upon termination of this engagement, there is an affirmative duty to notify the Clerk of Council, within thirty (30) days (this form may be obtained from the Clerk). ANY PERSON WHO KNOWINGLY FILLS A FALSE STATEMENT IS GUILTY OF PERJURY UNDER SECTION 2921.13 OF THE OHIO REVISED CODE, WHICH IS A MISDEMEANOR OF THE FIRST DEGREE. Other related prohibitions and penalties are contained in Section 112-99 of the Cincinnati Municipal Code.

A. GENERAL INFORMATION

Full Name of Legislative Agent _____
(Last) (First) (Middle)
Occupation _____
Business Address _____
Street _____
City _____ State _____ Zip _____
Telephone Number () _____

AGENT CHANGE OF NAME OR ADDRESS - Based on your initial Registration Statement or last Updated Registration Statement, state any changes in your name or address.

(If none, check here _____)
Name of Legislative Agent _____
Address _____
Street _____
City _____ State _____ Zip _____
Telephone Number () _____

Reporting Period: Statement filed for period covering (check one and fill in year)

January 1 through June 30, 199 _____
(Report due on or before July 31)
July 1 through December 31, 199 _____
(Report due on or before Jan. 31)

B. AMENDMENTS, TERMINATIONS, AND TYPES OF LEGISLATION

AMENDED STATEMENT - Is this an Amended Statement (i.e., any change in an amount or a filing pursuant to a dispute resolution decision of the OCC).

____ YES ☒ NO

If yes, you are required to complete only the portion(s) you have amended.

TERMINATIONS - Are you still engaged by all of the employers listed on page 1 of this form?

☒ YES ____ NO

If no, please list the name of the Employers by whom you are no longer engaged and the date of termination. (Attach additional sheets if necessary.)

Employer Name	Date of Termination

ORDINANCES AND RESOLUTIONS - List the specific ordinance(s) and resolution(s) on which you actively advocated during this reporting period.

_____	_____	_____	_____
_____	_____	_____	_____
_____	_____	_____	_____

ADDITIONAL TYPES OF LEGISLATION - Since your Initial Registration Statement or last Updated Registration Statement for all Employers listed on this form, give a brief description of each of the additional types of legislation to which any of your engagements relate.

(If none, check here ☒)

B. AMENDMENTS, TERMINATIONS, AND TYPES OF LEGISLATION

AMENDED STATEMENT - Is this an Amended Statement (i.e., only change in an amount or a filing pursuant to a dispute resolution decision of the OCC)?

YES ☐ NO ☐

If yes, you are required to complete only the portion(s) you have amended.

TERMINATIONS - Are you still engaged by all of the employers listed on page 1 of this form?

YES ☐ NO ☐

If not, please list the names of the employers by whom you are no longer engaged and the date of termination. (Attach additional sheets if necessary.)

Employer Name	Date of Termination

ORDINANCES AND RESOLUTIONS - List the specific ordinance(s) and resolution(s) on which you actively advocated during this reporting period.

ADDITIONAL TYPES OF LEGISLATION - Since your Initial Registration Statement or last Updated Registration Statement for all employers listed on this form gives a brief description of each of the additional types of legislation to which any of your engagements relate.

If none, check here ☐

C. DEFINITIONS

"Staff" means any city employee whose official duties are to formulate policy and who exercises administrative or supervisory authority or who authorizes the expenditure of city funds. "Staff" is limited to employees who are required to file a Financial Disclosure Statement under Article XXVI of the Administrative Code.

"Legislation" means ordinances, resolutions, amendments, nominations, and any other matter pending before the Council. See the definition of "legislation" under Section 112-1-L, Cincinnati Municipal Code.

"Financial Transaction" See definition in Section 112-1-F, Cincinnati Municipal Code.

D. FINANCIAL TRANSACTIONS

If the Legislative Agent, or a member of his or her immediate family had, during this reporting period, a financial transaction* (which is not being disputed under Section 112-19, Cincinnati Municipal Code,) with or for the benefit of a member of the Council, appointee of the Council, City Manager, the Director of a department created under the Administrative Code, or any member of the staff* of such public officer or employee, then the following information is required with respect to each such financial transaction:

- a. Name of the public officer, employee, or staff member: _____
- b. Brief description of the purpose and nature of the transaction: _____

- c. Date the transaction was made or entered into: _____
- d. Other pertinent details: _____

(Attach an additional sheet for each public officer, employee, or staff member.)

(If none, check here ☒)

NOTE: If the Legislative Agent is required to disclose a financial transaction described in this Paragraph F, then the Legislative Agent shall deliver a copy of such paragraph which contains such information to the public officer(s) of employee(s) identified therein, at least ten (10) days before this form is filed with the Clerk of Council.

If the foregoing provision is applicable, indicate the date that such information was delivered:

CERTIFICATION: THE UNDERSIGNED HEREBY CERTIFIES THAT ALL REASONABLE EFFORTS AND DUE DILIGENCE HAVE BEEN UNDERTAKEN IN THE PREPARATION AND COMPLETION OF THIS STATEMENT AND THAT THE CONTENTS ARE TRUE AND ACCURATE TO THE BEST OF HIS OR HER KNOWLEDGE.

ALL SIGNATURES MUST BE ORIGINAL AND SIGNED PERSONALLY BY THE NAMED INDIVIDUAL

Marilyn Hyland
Type or Print Name of Legislative Agent

Marilyn Hyland
Signature of Legislative Agent

22. August 2022
Date

C. DEFINITIONS

"Staff" means any city employee whose official duties are to formulate policy and who exercises administrative or supervisory authority or who authorizes the expenditure of city funds. "Staff" is limited to employees who are required to file a Financial Disclosure Statement under Article XXVI of the Administrative Code.

"Legislation" means ordinances, resolutions, amendments, nominations, and any other matter pending before the Council. See the definition of "legislation" under Section 113-1-1, Cincinnati Municipal Code.

"Financial Transaction" See definition in Section 113-1-1, Cincinnati Municipal Code.

D. FINANCIAL TRANSACTIONS

If the Legislative Agent or a member of his or her immediate family has, during this reporting period, a financial transaction which is not being disclosed under Section 113-1-1, Cincinnati Municipal Code, with or for the benefit of a member of the Council, City Manager, the Director of a department created under the Administrative Code, or any member of the staff of such public officer or employee, then the following information is required with respect to each such financial transaction:

- Name of the public officer, employee, or staff member.
- Brief description of the purpose and nature of the transaction.
- Date the transaction was made or entered into.
- Other pertinent details.

(Attach an additional sheet for each public officer, employee, or staff member.)

(If none, check here ☐)

NOTE: If the Legislative Agent is required to disclose a financial transaction described in this Paragraph F, then the Legislative Agent shall deliver a copy of such statement which contains such information to the public officer(s) of employee(s) identified therein, at least ten (10) days before this form is filed with the Clerk of Council.

If the foregoing provision is applicable, indicate the date that such information was delivered:

CERTIFICATION: THE UNDERSIGNED HEREBY CERTIFIES THAT ALL REASONABLE EFFORTS AND DUE DILIGENCE HAVE BEEN UNDERTAKEN IN THE PREPARATION AND COMPLETION OF THIS STATEMENT AND THAT THE CONTENTS ARE TRUE AND ACCURATE TO THE BEST OF HIS OR HER KNOWLEDGE.

ALL SIGNATURES MUST BE ORIGINAL AND SIGNED PERSONALLY BY THE NAMED INDIVIDUAL.

 Signature of Legislative Agent
 Date

Clerk of Council

801 Plum Street, Room 308
Cincinnati, Ohio 45202
(513) 352-3246

\$25.00 FILING FEE**LEGISLATIVE AGENT/EMPLOYER INITIAL REGISTRATION STATEMENT**

This statement must be filed with the Clerk of Council within ten (10) days of engagement. Please read instructions and review Section 112-5 prior to filing. There is a \$25.00 fee for this filing. *Check or money order only made payable to "Clerk of Council"*. Upon termination of this engagement, there is an affirmative duty to notify the Clerk of Council within thirty (30) days the form may be obtained from Clerk. **ANY PERSON WHO KNOWINGLY FILES A FALSE STATEMENT IS GUILTY OF FALSIFICATION UNDER SECTION 2921.13 OF THE OHIO REVISED CODE, WHICH IS A MISDEMEANOR OF THE FIRST DEGREE.**

A. LEGISLATIVE AGENT INFORMATION

1. Full Name Derrick R. Clay
2. Occupation Government Affairs
3. Title/Position Senior Vice President
4. Business Address 41 S. High St. 2400

Street

Suite Number

Columbus OH 43215

City

State

Zip(+4)
5. Telephone Number (614) 628-6825
6. Date of Engagement as Legislative Agent 08/01/2022

B. EMPLOYER INFORMATION

1. Full name of company or organization Cincinnati & Hamilton County Public Library
2. Type of Industry Library
3. Business Address 800 Vine St.

Street

Suite Number

Cincinnati OH 45202

City

State

Zip(+4)

C. BRIEF DESCRIPTION OF THE TYPE OF LEGISLATION TO WHICH LEGISLATIVE AGENT'S ENGAGEMENT RELATES.

legislation pertaining to library programs and funding

1. Name of the person or organization
2. Address of the person or organization
3. City, State, and Zip Code
4. Country
5. Telephone Number
6. Fax Number
7. E-mail Address
8. Website Address
9. Other Contact Information

10. Signature of the person or organization
11. Date of the signature
12. Title of the person or organization
13. Position of the person or organization
14. Other Information

D. CATEGORICAL LISTING OF PRINCIPAL BUSINESS OR ACTIVITY OF EMPLOYER. PLEASE CHECK ALL THAT ARE APPLICABLE.

<input type="checkbox"/> Agriculture	<input type="checkbox"/> Environment	<input type="checkbox"/> Real Estate/Housing
<input type="checkbox"/> Alcohol/Tobacco	<input type="checkbox"/> Financial Institutions/Consumer Finance	<input type="checkbox"/> Retail and Commercial
<input type="checkbox"/> Arts/Entertainment	<input type="checkbox"/> Medical/Hospitals/Health Care	<input type="checkbox"/> Service Business
<input type="checkbox"/> Communications/Media	<input type="checkbox"/> Insurance	<input type="checkbox"/> Social Svs./Human Svs.
<input type="checkbox"/> Contractors/Construction	<input type="checkbox"/> Labor/Labor Organizations	<input type="checkbox"/> Science and Technology
<input type="checkbox"/> County/Local Government	<input type="checkbox"/> Legal	<input type="checkbox"/> State Employees
<input type="checkbox"/> Education	<input type="checkbox"/> Manufacturer	<input type="checkbox"/> State Government
<input type="checkbox"/> Energy/Utilities	<input checked="" type="checkbox"/> Public Interest	<input type="checkbox"/> Transportation

CERTIFICATION: THE UNDERSIGNED HEREBY CERTIFY THAT ALL REASONABLE EFFORTS AND DUE DILIGENCE HAVE BEEN UNDERTAKEN IN THE PREPARATION AND COMPLETION OF THIS STATEMENT AND THAT THE CONTENTS ARE TRUE AND ACCURATE TO THE BEST OF HIS OR HER KNOWLEDGE.

ALL SIGNATURES MUST BE ORIGINAL AND SIGNED PERSONALLY BY THE NAMED INDIVIDUAL.

Derrick R. Clay

Type or Print Name of Legislative Agent

Derrick R. Clay
Signature of Legislative Agent

August 7, 2022
Date

Paula Brehm Heeger

Type or Print Name of Persons Signing for Employer

Paula Brehm Heeger
BY: Signature for Employer

Eva Jane Romaine Coombe Director

Title

8/19/2022

Date

*Interdepartmental
Correspondence Sheet*

August 3, 2022

TO: Mayor and Members of City Council

FROM: John P. Curp, Interim City Manager

202201552

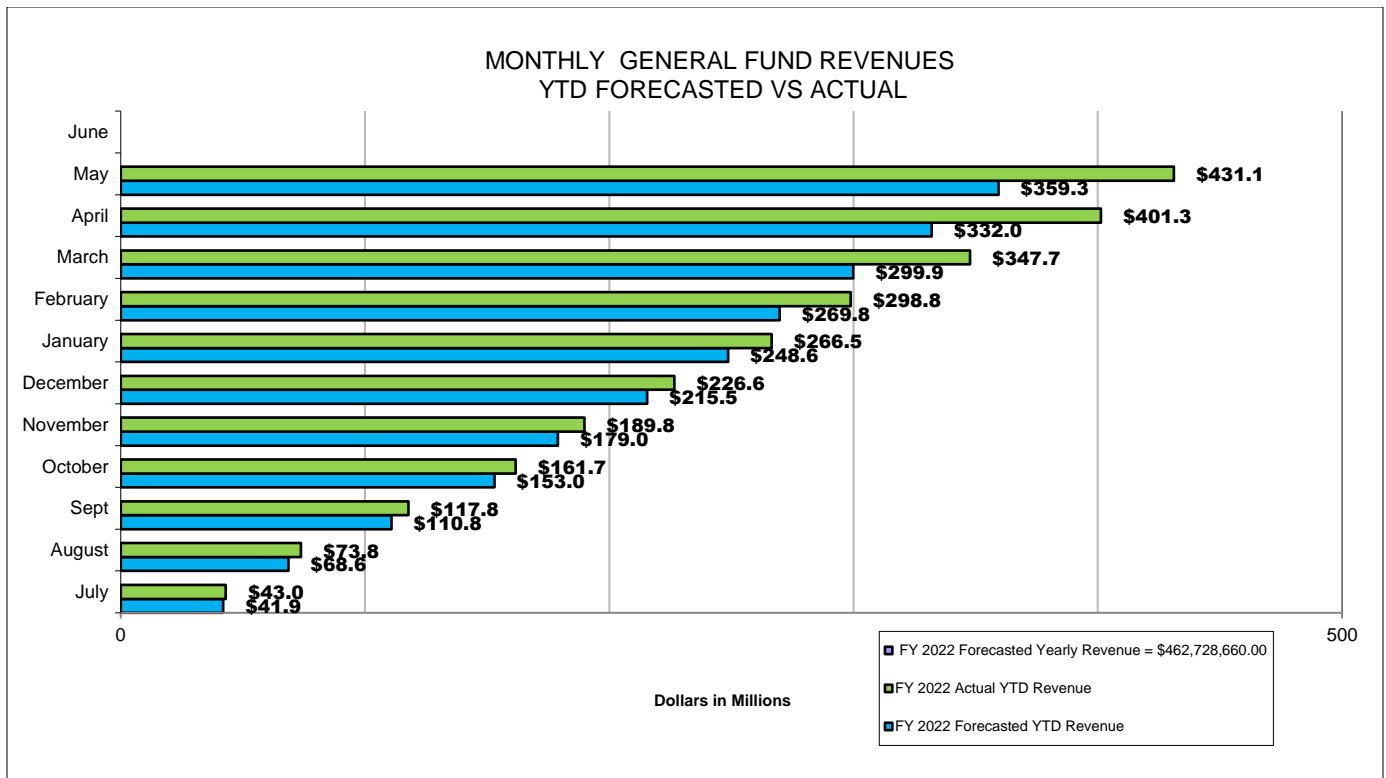
SUBJECT: Department of Finance Report for the Month Ended May 31, 2022

<p><i>MAY 2022</i></p> <p><i>MONTHLY FINANCIAL REPORTS</i></p>
--

The following report provides an update on the City of Cincinnati's financial condition as of the month ending May 31, 2022. The revenue variances in this report are based on current year estimates and prior year activity in attached schedules.

A more detailed explanation of revenues is attached for review, including reports comparing current year actual revenue vs. forecasted revenue and prior year actual revenue vs. current year actual revenue. Both of those reports are presented on a monthly and year to date basis.

The chart below portrays the performance of actual revenue collected against the forecasted revenue collected through May 31, 2022 and shows that actual revenue of \$431.1 million was above forecasted revenue of \$359.3 million by \$71.8 million.



The major revenue components of the General Fund are listed in the table below. This table highlights the year to date variance (favorable and unfavorable) in General Fund revenue collections as compared to forecasted revenue collections. Each major category that differs significantly from forecasted collections will be discussed in further detail.

GENERAL FUND REVENUE SOURCES		
	FAVORABLE VARIANCE	(UNFAVORABLE) VARIANCE
General Property Tax	385,688	
City Income Tax	59,809,042	
Admissions Tax	2,996,029	
Short Term Rental Excise Tax	942,843	
Licenses & Permits	1,867,052	
Fines, Forfeitures, & Penalties	387,115	
Investment Income	904,774	
Local Government	3,521,469	
Casino	2,010,883	
Police		(\$303,151)
Buildings and Inspections	156,192	
Fire	649,790	
Parking Meter		(\$124,450)
Other		(\$1,433,049)
	73,630,877	(\$1,860,650)
Difference	71,770,227	

General Fund (favorable variance) is \$71.8 million above the amount forecasted thru May in the FY 2022 Budget. What follows is an explanation of significant variances of individual General Fund revenue components.

Income Tax (favorable variance) is \$59.8 million above the forecasted amount. Refunds and withholding changes due to the shift to remote work have been significantly lower than estimated; however, the refund liability will remain for three years from the date the income tax was due. The Administration expects to end the year significantly above the original estimate and will continue to watch income tax withholding trends very closely moving forward.

Admission Tax (favorable variance) is up \$3 million. The FY 2022 estimates are conservative due to the unknown level of response to the ongoing pandemic. The return of events since the pandemic and new entertainment venues have both contributed to the favorable variance which is expected to continue through the end of the fiscal year.

Short Term Rental Excise Tax (favorable variance) is \$943k above the forecasted amount. The contract with a third party contractor to help identify short

term rentals and ensure compliance has resulted in a significant increase in the number of registrations leading to the variance.

License & Permits (favorable variance) is up \$1.9 million. Building permits are trending toward pre-pandemic levels along with Heating & Ventilating permits resulting in more permit revenue than anticipated. The FY 2022 estimate was conservative due to the lingering effects of the pandemic. The Administration will continue to monitor the activity.

Investment Income (favorable variance) is up \$905k. The favorable variance is due to many investments maturing in December. It is anticipated that investment income will exceed the revenue projections for the fiscal year. Investment income is recognized quarterly in September, December, March, and June of each fiscal year.

Local Government (favorable variance) is \$3.5 million above the forecasted amount. The favorable variance is the result of increased revenue collection from the State of Ohio General Revenue tax sources.

Casino (favorable variance) is up \$2 million. The casino revenue is outperforming current estimates, which have been set at pre-pandemic levels.

Fire (favorable variance) is up \$650k above the forecasted amount. A current year change in the permit payment process is resulting in a positive variance as our estimates are based on a historical 3-year average. Finance will monitor this and adjust the estimate next year. Collection of EMS revenues has seen an increase from the utilization of collection agencies.

Other (unfavorable variance) is \$1.4 million below forecast. This category is made up of many small sources of revenue that fluctuate from time to time. Finance will continue to monitor these various revenue sources.

Restricted Funds:

Parking System (favorable variance) is \$2.7 million above forecasted the amount. There was a one-time payment received on the sale of a parking lot easement that contributes to \$1.4 million of this variance. The other variance is a result of the estimate being conservative as we are still trying to find the new normal from the pandemic and hybrid work schedules of downtown companies.

Municipal Golf (favorable variance) is up \$1.6 million. The Cincinnati Recreation Commission experienced an increase in the utilization of the golf courses as people looked for outside activities during the pandemic and this trend has continued, resulting in increased revenue.

Parking Meter (unfavorable variance) is \$932k below the estimate. There was a permanent elimination of high-yielding spaces (Court St, the Banks and OTR) as well as lower demand from the pandemic that is leading to the unfavorable variance.

Recreation Special (unfavorable variance) is down \$2.3 million. The Cincinnati Recreation Commission has experienced a reduction in revenue due to lower attendance in recreation center programs over the fiscal year as a result of the lingering pandemic. Cancellations of some team sports have also occurred due to a shortage of game officials.

Hazard Abatement (unfavorable variance) is down \$1.1 million. Even though the foreclosure ban has been lifted there has not been an increase in foreclosures. Therefore, the number of Vacant Foreclosure Licenses is still down. The Vacant Buildings Maintenance License revenue has not started to rebound either. A driver could be that homes are staying occupied and development plans are being instituted. This will lead to lower revenue in this fund but there may be more revenue in the General Fund as permits for improvements increase.

Submitted herewith are the following Department of Finance reports:

1. Comparative Statement of Revenue (Actual, Forecast and Prior Year) as of May 31, 2022.
2. Audit of the City Treasurer's Report for the month ended April 30, 2022.
3. Statement of Balances in the various funds as of May 31, 2022.

By approval of this report, City Council appropriates the revenues received in the various restricted funds on the attached Statement of Balances and as stated in greater detail on the records maintained by the Department of Finance, Division of Accounts & Audits. Such revenues are to be expended in accordance with the purposes for which the funds were established.

c: William "Billy" Weber, Assistant City Manager
Karen Alder, Finance Director

Attachments



*Interdepartmental
Correspondence Sheet*

July 14, 2022

TO: Mayor and Members of City Council

FROM: Tara J Songer, Finance Manager, Accounts & Audits ^{CYC}

SUBJECT: Audit of the City Treasurer's Report for the Month Ended April 30, 2022

In accordance with Article IX, Section 5, of the Administrative Code of the City of Cincinnati, the Finance Manager, Accounts and Audits has examined the Statement of the City Treasurer for the month ended April 30, 2022, and has found it to be correct.

We have on file certifications from banking institutions showing the amounts on deposit as of April 30, 2022.

Certified US Bank Balance	\$4,794,247.13	
Certified Fifth Third Bank Balance	<u>\$66,456,962.37</u>	
General Account Bank Balance Total		\$71,251,209.50

Adjusted for:

Outstanding Checks	(\$28,282,716.22)	
Net Deposits in Transit	\$312,039.76	
Reconciling Items	<u>\$904,316.28</u>	<u>(\$27,066,360.18)</u>

City of Cincinnati Treasurer's Balance		<u><u>\$44,184,849.32</u></u>
--	--	-------------------------------

Parking System Facilities

Certified Fifth Third Bank Balance		\$153,836.05
------------------------------------	--	--------------

Adjusted for:

Net Deposits in Transit	\$0.00	
Outstanding Checks	\$0.00	
Interest	\$0.00	
Reconciling Items	<u>\$0.00</u>	<u>\$0.00</u>

City of Cincinnati Treasurer's Balance		<u><u>\$153,836.05</u></u>
--	--	----------------------------

Retirement System

Certified US Bank Balance		\$9,519,556.82
Adjustment for:		
Outstanding Checks	(\$56,079.97)	
Net Deposit in Transit	\$13,137,521.87	
Reconciling Items	(\$8,969.25)	<u>\$13,072,472.65</u>
City of Cincinnati Treasurer's Balance		<u><u>\$22,592,029.47</u></u>

June 23, 2022

To: Mayor and Members of City Council

From: Nicole D. Lee, City Treasurer *nl*

Subject: There is transmitted herewith the report of the City Treasurer's Office, at April 30, 2022 submitted in accordance with Section 301-17 of the Cincinnati Municipal Code.

Cash on hand and in the bank to the credit of the following:

CASH ON HAND IN THE BANK:

General Account	\$44,184,849.32
Parking System Facilities Account	153,836.05
Retirement System Account	22,592,029.47
Total Treasury Balances	\$66,930,714.84

Investments, in the custody of the City Treasurer, to the credit of the following:

SECURITIES OF CITY OF CINCINNATI

Beginning Investments	\$1,220,400,185.99
Purchases	110,000,000.00
Maturities	(49,012,195.24)
Ending Investments	\$1,281,387,990.75

Attachment

**BANK RECONCILIATION
FOR THE MONTH ENDED 4/30/2022**

GENERAL ACCOUNT :

US Bank Balance - City of Cincinnati (#930-0443)	\$ 4,794,247.13
Fifth Third Balance - General Fund (#9990200041)	66,456,962.37
US Bank Balance for Controlled Disbursement Account	0.00
Certified General Account Bank Balance Total	\$ <u>71,251,209.50</u>

Adjusted for :

Outstanding Checks	\$ (28,282,716.22)	
Net Deposits in Transit	312,039.76	
Controlled Disbursement Account	0.00	
Reconciling Items	904,316.28	(A)
		<u>(27,066,360.18)</u>

TREASURER'S BALANCE **\$ 44,184,849.32**

PARKING SYSTEM FACILITIES :

Certified Fifth Third Bank Balance (#7021328955)	\$ <u>153,836.05</u>
--	----------------------

Adjusted for :

Outstanding Checks	\$ 0.00	
Interest	0.00	
Net Deposits in Transit		
Reconciling Items	0.00	(B)
		<u>0.00</u>

TREASURER'S BALANCE **\$ 153,836.05**

RETIREMENT SYSTEM :

Certified US Bank Balance	\$ <u>9,519,556.82</u>
---------------------------	------------------------

Adjusted for :

Outstanding Checks	\$ (56,079.97)	
Interest	0.00	
Net Deposits in Transit	13,137,521.87	
Reconciling Items	(8,969.25)	(C)
		<u>13,072,472.65</u>

TREASURER'S BALANCE **\$ 22,592,029.47**

MISCELLANEOUS RECONCILING ITEMS

(A) <u>GENERAL ACCOUNT :</u>	\$ 904,316.28	904,316.28	Misc-Fifth Third
		0.00	Misc-US Bank
(B) <u>PARKING ACCOUNT :</u>	\$ 0.00	0.00	Unreceipted Deposits
		0.00	Returned Items
		0.00	Receipt Discrepancies
		0.00	Service Charge
(C) <u>RETIREMENT SYSTEM:</u>	\$ (8,969.25)	0.00	Withdrawal Discrepancy
		0.00	Receipt Discrepancy
		(8,969.25)	Check disbursement error
		0.00	Service Charge

Contacts: (As of 6/19/01)

U.S. Bank - Donna Palmer (phone # 632-4752)

-Mary York is the person who sends information (Phone # 979-1752) (fax#979-1255)

449 091
 RUN DATE: 06/10/2022
 RUN TIME: 08.17.50

CITY OF CINCINNATI - DEPARTMENT OF FINANCE
 DIVISION OF ACCOUNTS AND AUDITS
 STATEMENT OF BALANCES
 APPROPRIATED FUNDS
 AS OF 05 / 31 / 2022

PGM ID: CFSFA104
 PAGE: 1

FY	FND	AGY	OBJT	ORIGINAL AUTHORIZATION	ADJUSTED AUTHORIZATION	EXPENDITURES AMOUNT	UNEXPENDED BALANCE	ENCUMBRANCE AMOUNT	UNENCUMBERED BALANCE	PRE-ENCUMBERED AMOUNT
449 Cinti Area Geographic Info Sys FUND										
090 Enterprise Technology Solution										
091 Enterprise Technology Solutions										
2017	449	091	7200	.00	441,863.94	.00	441,863.94	441,863.94	.00	.00
DIVISION TOTALS:				.00	441,863.94	.00	441,863.94	441,863.94	.00	.00
DEPARTMENT TOTALS:				.00	441,863.94	.00	441,863.94	441,863.94	.00	.00
PERCENT EXPENDED:				.0	PERCENT EXPENDED AND ENCUMBERED: 100.0					
050 General FUND										
210 Dept Of Bldgs & Inspections										
212 Bldg & Inspections, Licenses & Permits										
2018	050	212	7400	.00	80,699.29	80,699.29	.00	.00	.00	.00
DIVISION TOTALS:				.00	80,699.29	80,699.29	.00	.00	.00	.00
DEPARTMENT TOTALS:				.00	80,699.29	80,699.29	.00	.00	.00	.00
PERCENT EXPENDED:				100.0	PERCENT EXPENDED AND ENCUMBERED: 100.0					
101 Water Works FUND										
300 Department Of Water Works										
301 Water Works, Business Service										
2018	101	301	7400	.00	650,000.00	650,000.00	.00	.00	.00	.00
DIVISION TOTALS:				.00	650,000.00	650,000.00	.00	.00	.00	.00
DEPARTMENT TOTALS:				.00	650,000.00	650,000.00	.00	.00	.00	.00
PERCENT EXPENDED:				100.0	PERCENT EXPENDED AND ENCUMBERED: 100.0					
347 Hazard Abatement Fund FUND										
210 Dept Of Bldgs & Inspections										
212 Bldg & Inspections, Licenses & Permits										
2018	347	212	7200	.00	41,305.00	.00	41,305.00	.00	41,305.00	.00
DIVISION TOTALS:				.00	41,305.00	.00	41,305.00	.00	41,305.00	.00
DEPARTMENT TOTALS:				.00	41,305.00	.00	41,305.00	.00	41,305.00	.00
PERCENT EXPENDED:				.0	PERCENT EXPENDED AND ENCUMBERED: .0					
449 Cinti Area Geographic Info Sys FUND										
090 Enterprise Technology Solution										
091 Enterprise Technology Solutions										
2018	449	091	7200	.00	21,379.53	8,250.00	13,129.53	13,129.53	.00	.00
DIVISION TOTALS:				.00	21,379.53	8,250.00	13,129.53	13,129.53	.00	.00
DEPARTMENT TOTALS:				.00	21,379.53	8,250.00	13,129.53	13,129.53	.00	.00
PERCENT EXPENDED:				38.6	PERCENT EXPENDED AND ENCUMBERED: 100.0					

050 104
 RUN DATE: 06/10/2022
 RUN TIME: 08.17.50

CITY OF CINCINNATI - DEPARTMENT OF FINANCE
 DIVISION OF ACCOUNTS AND AUDITS
 STATEMENT OF BALANCES
 APPROPRIATED FUNDS
 AS OF 05 / 31 / 2022

PGM ID: CFSFA104
 PAGE: 2

FY	FND	AGY	OBJT	ORIGINAL AUTHORIZATION	ADJUSTED AUTHORIZATION	EXPENDITURES AMOUNT	UNEXPENDED BALANCE	ENCUMBRANCE AMOUNT	UNENCUMBERED BALANCE	PRE-ENCUMBERED AMOUNT
050 General FUND										
100 Office Of The City Manager										
104 Office Of Environment & Sustainability										
2019	050	104	7400	.00	2,800.00	.00	2,800.00	2,800.00	.00	.00
DIVISION TOTALS:				.00	2,800.00	.00	2,800.00	2,800.00	.00	.00
DEPARTMENT TOTALS:				.00	2,800.00	.00	2,800.00	2,800.00	.00	.00
PERCENT EXPENDED:				.0	PERCENT EXPENDED AND ENCUMBERED: 100.0					
110 Department Of Law										
111 Civil										
2019	050	111	7400	.00	780.80	.00	780.80	.00	780.80	.00
DIVISION TOTALS:				.00	780.80	.00	780.80	.00	780.80	.00
DEPARTMENT TOTALS:				.00	780.80	.00	780.80	.00	780.80	.00
PERCENT EXPENDED:				.0	PERCENT EXPENDED AND ENCUMBERED: .0					
120 Department Of Human Resources										
121 Department Of Human Resources										
2019	050	121	7200	.00	47,699.32	.00	47,699.32	.00	47,699.32	.00
DIVISION TOTALS:				.00	47,699.32	.00	47,699.32	.00	47,699.32	.00
DEPARTMENT TOTALS:				.00	47,699.32	.00	47,699.32	.00	47,699.32	.00
PERCENT EXPENDED:				.0	PERCENT EXPENDED AND ENCUMBERED: .0					
130 Department Of Finance										
137 Finance, Purchasing										
2019	050	137	7200	.00	835.70	.00	835.70	.00	835.70	.00
DIVISION TOTALS:				.00	835.70	.00	835.70	.00	835.70	.00
DEPARTMENT TOTALS:				.00	835.70	.00	835.70	.00	835.70	.00
PERCENT EXPENDED:				.0	PERCENT EXPENDED AND ENCUMBERED: .0					
210 Dept Of Bldgs & Inspections										
211 Bldg & Inspections, Director										
2019	050	211	7300	.00	13,343.09	.00	13,343.09	13,343.09	.00	.00
DIVISION TOTALS:				.00	13,343.09	.00	13,343.09	13,343.09	.00	.00
212 Bldg & Inspections, Licenses & Permits										
2019	050	212	7200	.00	480.00	160.00	320.00	320.00	.00	.00
2019	050	212	7300	.00	57,200.00	.00	57,200.00	57,200.00	.00	.00
DIVISION TOTALS:				.00	57,680.00	160.00	57,520.00	57,520.00	.00	.00
DEPARTMENT TOTALS:				.00	71,023.09	160.00	70,863.09	70,863.09	.00	.00
PERCENT EXPENDED:				.2	PERCENT EXPENDED AND ENCUMBERED: 100.0					
950 Miscellaneous Accounts										
952 Enterprise Software and Licenses										
2019	050	952	7400	.00	139,683.32	.00	139,683.32	139,683.32	.00	.00
DIVISION TOTALS:				.00	139,683.32	.00	139,683.32	139,683.32	.00	.00
DEPARTMENT TOTALS:				.00	139,683.32	.00	139,683.32	139,683.32	.00	.00
PERCENT EXPENDED:				.0	PERCENT EXPENDED AND ENCUMBERED: 100.0					

101 301
 RUN DATE: 06/10/2022
 RUN TIME: 08.17.50

CITY OF CINCINNATI - DEPARTMENT OF FINANCE
 DIVISION OF ACCOUNTS AND AUDITS
 STATEMENT OF BALANCES
 APPROPRIATED FUNDS
 AS OF 05 / 31 / 2022

PGM ID: CFSFA104
 PAGE: 3

FY	FND	AGY	OBJT	ORIGINAL AUTHORIZATION	ADJUSTED AUTHORIZATION	EXPENDITURES AMOUNT	UNEXPENDED BALANCE	ENCUMBRANCE AMOUNT	UNENCUMBERED BALANCE	PRE-ENCUMBERED AMOUNT
101 Water Works FUND										
300 Department Of Water Works										
301 Water Works, Business Service										
2019	101	301	7400	.00	850,000.00	600,000.00	250,000.00	250,000.00	.00	.00
DIVISION TOTALS:				.00	850,000.00	600,000.00	250,000.00	250,000.00	.00	.00
DEPARTMENT TOTALS:				.00	850,000.00	600,000.00	250,000.00	250,000.00	.00	.00
PERCENT EXPENDED:				70.6	PERCENT EXPENDED AND ENCUMBERED: 100.0					
 105 Municipal Golf FUND										
190 Dept Of Public Recreation										
195 Recreation Golf										
2019	105	195	7200	.00	19,857.00	.00	19,857.00	.00	19,857.00	.00
DIVISION TOTALS:				.00	19,857.00	.00	19,857.00	.00	19,857.00	.00
DEPARTMENT TOTALS:				.00	19,857.00	.00	19,857.00	.00	19,857.00	.00
PERCENT EXPENDED:				.0	PERCENT EXPENDED AND ENCUMBERED: .0					
 302 Income Tax Infrastructure FUND										
920 Employee Benefits (Cont)										
924 Lump Sum Payment										
2019	302	924	7100	.00	129,277.69	.00	129,277.69	.00	129,277.69	.00
DIVISION TOTALS:				.00	129,277.69	.00	129,277.69	.00	129,277.69	.00
DEPARTMENT TOTALS:				.00	129,277.69	.00	129,277.69	.00	129,277.69	.00
PERCENT EXPENDED:				.0	PERCENT EXPENDED AND ENCUMBERED: .0					
 347 Hazard Abatement Fund FUND										
210 Dept Of Bldgs & Inspections										
212 Bldg & Inspections, Licenses & Permits										
2019	347	212	7200	.00	110,991.00	.00	110,991.00	91,541.00	19,450.00	.00
DIVISION TOTALS:				.00	110,991.00	.00	110,991.00	91,541.00	19,450.00	.00
DEPARTMENT TOTALS:				.00	110,991.00	.00	110,991.00	91,541.00	19,450.00	.00
PERCENT EXPENDED:				.0	PERCENT EXPENDED AND ENCUMBERED: 82.5					
 701 Metropolitan Sewer District FUND										
480 MSD SBU Program										
480 MSD SBU Program										
2019	701	480	7400	.00	1,589,509.39	.00	1,589,509.39	.00	1,589,509.39	.00
DIVISION TOTALS:				.00	1,589,509.39	.00	1,589,509.39	.00	1,589,509.39	.00
DEPARTMENT TOTALS:				.00	1,589,509.39	.00	1,589,509.39	.00	1,589,509.39	.00
PERCENT EXPENDED:				.0	PERCENT EXPENDED AND ENCUMBERED: .0					

050 101
 RUN DATE: 06/10/2022
 RUN TIME: 08.17.50

CITY OF CINCINNATI - DEPARTMENT OF FINANCE
 DIVISION OF ACCOUNTS AND AUDITS
 STATEMENT OF BALANCES
 APPROPRIATED FUNDS
 AS OF 05 / 31 / 2022

PGM ID: CFSFA104
 PAGE: 4

FY	FND	AGY	OBJT	ORIGINAL AUTHORIZATION	ADJUSTED AUTHORIZATION	EXPENDITURES AMOUNT	UNEXPENDED BALANCE	ENCUMBRANCE AMOUNT	UNENCUMBERED BALANCE	PRE-ENCUMBERED AMOUNT
050 General FUND										
100 Office Of The City Manager										
101 City Manager's Office										
2020	050	101	7200	.00	80,630.30	13,582.36	67,047.94	67,047.94	.00	.00
2020	050	101	7300	.00	749,863.92	2,143.50	747,720.42	2,402.64	745,317.78	.00
DIVISION TOTALS:				.00	830,494.22	15,725.86	814,768.36	69,450.58	745,317.78	.00
DEPARTMENT TOTALS:				.00	830,494.22	15,725.86	814,768.36	69,450.58	745,317.78	.00
PERCENT EXPENDED:				1.9	PERCENT EXPENDED AND ENCUMBERED:					
								10.3		
110 Department Of Law										
111 Civil										
2020	050	111	7200	.00	24,893.92	4,500.00	20,393.92	6,820.00	13,573.92	.00
2020	050	111	7400	.00	5,410.69	694.54	4,716.15	.00	4,716.15	.00
DIVISION TOTALS:				.00	30,304.61	5,194.54	25,110.07	6,820.00	18,290.07	.00
112 Administrative Hearings & Prosecution										
2020	050	112	7200	.00	10,000.00	250.00	9,750.00	.00	9,750.00	.00
DIVISION TOTALS:				.00	10,000.00	250.00	9,750.00	.00	9,750.00	.00
DEPARTMENT TOTALS:				.00	40,304.61	5,444.54	34,860.07	6,820.00	28,040.07	.00
PERCENT EXPENDED:				13.5	PERCENT EXPENDED AND ENCUMBERED:					
								30.4		
120 Department Of Human Resources										
121 Department Of Human Resources										
2020	050	121	7200	.00	11,436.74	.00	11,436.74	.00	11,436.74	.00
DIVISION TOTALS:				.00	11,436.74	.00	11,436.74	.00	11,436.74	.00
DEPARTMENT TOTALS:				.00	11,436.74	.00	11,436.74	.00	11,436.74	.00
PERCENT EXPENDED:				.0	PERCENT EXPENDED AND ENCUMBERED:					
								.0		
130 Department Of Finance										
136 Finance, Income Tax										
2020	050	136	7200	.00	31,405.59	30,413.71	991.88	.00	991.88	.00
DIVISION TOTALS:				.00	31,405.59	30,413.71	991.88	.00	991.88	.00
137 Finance, Purchasing										
2020	050	137	7300	.00	5,015.50	.00	5,015.50	.00	5,015.50	.00
DIVISION TOTALS:				.00	5,015.50	.00	5,015.50	.00	5,015.50	.00
DEPARTMENT TOTALS:				.00	36,421.09	30,413.71	6,007.38	.00	6,007.38	.00
PERCENT EXPENDED:				83.5	PERCENT EXPENDED AND ENCUMBERED:					
								83.5		
190 Dept Of Public Recreation										
194 Recreation Maintenance										
2020	050	194	7200	.00	7,776.48	1,482.64	6,293.84	.00	6,293.84	.00
DIVISION TOTALS:				.00	7,776.48	1,482.64	6,293.84	.00	6,293.84	.00
DEPARTMENT TOTALS:				.00	7,776.48	1,482.64	6,293.84	.00	6,293.84	.00
PERCENT EXPENDED:				19.1	PERCENT EXPENDED AND ENCUMBERED:					
								19.1		
210 Dept Of Bldgs & Inspections										
211 Bldg & Inspections, Director										
2020	050	211	7200	.00	18,648.94	1,827.10	16,821.84	16,417.65	404.19	.00
DIVISION TOTALS:				.00	18,648.94	1,827.10	16,821.84	16,417.65	404.19	.00

050 212
 RUN DATE: 06/10/2022
 RUN TIME: 08.17.50

CITY OF CINCINNATI - DEPARTMENT OF FINANCE
 DIVISION OF ACCOUNTS AND AUDITS
 STATEMENT OF BALANCES
 APPROPRIATED FUNDS
 AS OF 05 / 31 / 2022

PGM ID: CFSFA104
 PAGE: 5

FY	FND	AGY	OBJT	ORIGINAL AUTHORIZATION	ADJUSTED AUTHORIZATION	EXPENDITURES AMOUNT	UNEXPENDED BALANCE	ENCUMBRANCE AMOUNT	UNENCUMBERED BALANCE	PRE-ENCUMBERED AMOUNT
212 Bldg & Inspections, Licenses & Permits										
2020	050	212	7200	.00	1,993.20	27.29	1,965.91	1,965.91	.00	.00
DIVISION TOTALS:				.00	1,993.20	27.29	1,965.91	1,965.91	.00	.00
DEPARTMENT TOTALS:				.00	20,642.14	1,854.39	18,787.75	18,383.56	404.19	.00
PERCENT EXPENDED:				9.0	PERCENT EXPENDED AND ENCUMBERED: 98.0					
250 Dept Of Public Services										
251 Office Of The Director										
2020	050	251	7200	.00	8,400.00	8,400.00	.00	.00	.00	.00
DIVISION TOTALS:				.00	8,400.00	8,400.00	.00	.00	.00	.00
253 Div Of Neighborhood Operations										
2020	050	253	7200	.00	3,800.00	3,800.00	.00	.00	.00	.00
DIVISION TOTALS:				.00	3,800.00	3,800.00	.00	.00	.00	.00
255 Div Of City Facility Mgmt										
2020	050	255	7200	.00	19,670.57	.00	19,670.57	.00	19,670.57	.00
DIVISION TOTALS:				.00	19,670.57	.00	19,670.57	.00	19,670.57	.00
DEPARTMENT TOTALS:				.00	31,870.57	12,200.00	19,670.57	.00	19,670.57	.00
PERCENT EXPENDED:				38.3	PERCENT EXPENDED AND ENCUMBERED: 38.3					
270 Department Of Fire										
271 Fire - Response										
2020	050	271	7200	.00	6,725.00	.00	6,725.00	.00	6,725.00	.00
2020	050	271	7300	.00	42,333.56	8,302.99	34,030.57	.00	34,030.57	.00
DIVISION TOTALS:				.00	49,058.56	8,302.99	40,755.57	.00	40,755.57	.00
272 Fire - Support Services										
2020	050	272	7200	.00	2,022.93	.00	2,022.93	.00	2,022.93	.00
2020	050	272	7300	.00	6,284.06	2,417.00	3,867.06	.00	3,867.06	.00
DIVISION TOTALS:				.00	8,306.99	2,417.00	5,889.99	.00	5,889.99	.00
DEPARTMENT TOTALS:				.00	57,365.55	10,719.99	46,645.56	.00	46,645.56	.00
PERCENT EXPENDED:				18.7	PERCENT EXPENDED AND ENCUMBERED: 18.7					
940 Govt'Al & Prof'Al Services										
941 Audit And Examiner's Fees										
2020	050	941	7200	.00	845.00	.00	845.00	.00	845.00	.00
DIVISION TOTALS:				.00	845.00	.00	845.00	.00	845.00	.00
DEPARTMENT TOTALS:				.00	845.00	.00	845.00	.00	845.00	.00
PERCENT EXPENDED:				.0	PERCENT EXPENDED AND ENCUMBERED: .0					
950 Miscellaneous Accounts										
952 Enterprise Software and Licenses										
2020	050	952	7200	.00	491.00	.00	491.00	.00	491.00	.00
2020	050	952	7400	.00	30,000.00	.00	30,000.00	.00	30,000.00	.00
DIVISION TOTALS:				.00	30,491.00	.00	30,491.00	.00	30,491.00	.00
DEPARTMENT TOTALS:				.00	30,491.00	.00	30,491.00	.00	30,491.00	.00
PERCENT EXPENDED:				.0	PERCENT EXPENDED AND ENCUMBERED: .0					

101 301
 RUN DATE: 06/10/2022
 RUN TIME: 08.17.50

CITY OF CINCINNATI - DEPARTMENT OF FINANCE
 DIVISION OF ACCOUNTS AND AUDITS
 STATEMENT OF BALANCES
 APPROPRIATED FUNDS
 AS OF 05 / 31 / 2022

PGM ID: CFSFA104
 PAGE: 6

FY	FND	AGY	OBJT	ORIGINAL AUTHORIZATION	ADJUSTED AUTHORIZATION	EXPENDITURES AMOUNT	UNEXPENDED BALANCE	ENCUMBRANCE AMOUNT	UNENCUMBERED BALANCE	PRE-ENCUMBERED AMOUNT
101 Water Works FUND										
300 Department Of Water Works										
301 Water Works, Business Service										
2020	101	301	7200	.00	117,660.00	102,299.00	15,361.00	15,361.00	.00	.00
DIVISION TOTALS:				.00	117,660.00	102,299.00	15,361.00	15,361.00	.00	.00
302 Water Works, Commercial Services										
2020	101	302	7300	.00	2,165.10	.00	2,165.10	2,165.10	.00	.00
DIVISION TOTALS:				.00	2,165.10	.00	2,165.10	2,165.10	.00	.00
303 Water Works, Div Of Supply										
2020	101	303	7200	.00	236,318.65	.00	236,318.65	7,617.94	228,700.71	.00
DIVISION TOTALS:				.00	236,318.65	.00	236,318.65	7,617.94	228,700.71	.00
306 Water Works, Div Of Engineering										
2020	101	306	7200	.00	19,588.46	17,092.13	2,496.33	.00	2,496.33	.00
DIVISION TOTALS:				.00	19,588.46	17,092.13	2,496.33	.00	2,496.33	.00
DEPARTMENT TOTALS:				.00	375,732.21	119,391.13	256,341.08	25,144.04	231,197.04	.00
PERCENT EXPENDED:				31.8	PERCENT EXPENDED AND ENCUMBERED:					
								38.5		
102 Parking System Facilities FUND										
130 Department Of Finance										
134 Finance, Treasury										
2020	102	134	7200	.00	481.62	.00	481.62	.00	481.62	.00
DIVISION TOTALS:				.00	481.62	.00	481.62	.00	481.62	.00
DEPARTMENT TOTALS:				.00	481.62	.00	481.62	.00	481.62	.00
PERCENT EXPENDED:				.0	PERCENT EXPENDED AND ENCUMBERED:					
								.0		
240 Dept. Of Enterprise Services										
248 Div Of Parking Facilities										
2020	102	248	7200	.00	436,531.62	.00	436,531.62	.00	436,531.62	.00
2020	102	248	7300	.00	285.97	.00	285.97	.00	285.97	.00
2020	102	248	7400	.00	23,048.98	.00	23,048.98	8,720.00	14,328.98	.00
DIVISION TOTALS:				.00	459,866.57	.00	459,866.57	8,720.00	451,146.57	.00
DEPARTMENT TOTALS:				.00	459,866.57	.00	459,866.57	8,720.00	451,146.57	.00
PERCENT EXPENDED:				.0	PERCENT EXPENDED AND ENCUMBERED:					
								1.9		
103 Convention-Exposition Center FUND										
240 Dept. Of Enterprise Services										
243 Duke Energy Center										
2020	103	243	7200	.00	581,453.52	.00	581,453.52	.00	581,453.52	.00
DIVISION TOTALS:				.00	581,453.52	.00	581,453.52	.00	581,453.52	.00
DEPARTMENT TOTALS:				.00	581,453.52	.00	581,453.52	.00	581,453.52	.00
PERCENT EXPENDED:				.0	PERCENT EXPENDED AND ENCUMBERED:					
								.0		

104 234
 RUN DATE: 06/10/2022
 RUN TIME: 08.17.50

CITY OF CINCINNATI - DEPARTMENT OF FINANCE
 DIVISION OF ACCOUNTS AND AUDITS
 STATEMENT OF BALANCES
 APPROPRIATED FUNDS
 AS OF 05 / 31 / 2022

PGM ID: CFSFA104
 PAGE: 7

FY	FND	AGY	OBJT	ORIGINAL AUTHORIZATION	ADJUSTED AUTHORIZATION	EXPENDITURES AMOUNT	UNEXPENDED BALANCE	ENCUMBRANCE AMOUNT	UNENCUMBERED BALANCE	PRE-ENCUMBERED AMOUNT
104 General Aviation FUND										
230 Dept Of Transportation & Engin										
234 Div Of Aviation										
2020	104	234	7200	.00	38,287.04	1,427.44	36,859.60	18,906.70	17,952.90	.00
2020	104	234	7300	.00	1,739.54	.00	1,739.54	.00	1,739.54	.00
2020	104	234	7400	.00	874.04	.00	874.04	.00	874.04	.00
DIVISION TOTALS:				.00	40,900.62	1,427.44	39,473.18	18,906.70	20,566.48	.00
DEPARTMENT TOTALS:				.00	40,900.62	1,427.44	39,473.18	18,906.70	20,566.48	.00
PERCENT EXPENDED:				3.5	PERCENT EXPENDED AND ENCUMBERED: 49.7					
107 Stormwater Management FUND										
250 Dept Of Public Services										
253 Div Of Neighborhood Operations										
2020	107	253	7200	.00	9,632.50	5,000.00	4,632.50	.00	4,632.50	.00
DIVISION TOTALS:				.00	9,632.50	5,000.00	4,632.50	.00	4,632.50	.00
DEPARTMENT TOTALS:				.00	9,632.50	5,000.00	4,632.50	.00	4,632.50	.00
PERCENT EXPENDED:				51.9	PERCENT EXPENDED AND ENCUMBERED: 51.9					
310 Open										
311 Stormwater Management Utility										
2020	107	311	7200	.00	158,278.04	12,360.00	145,918.04	38,395.00	107,523.04	.00
DIVISION TOTALS:				.00	158,278.04	12,360.00	145,918.04	38,395.00	107,523.04	.00
DEPARTMENT TOTALS:				.00	158,278.04	12,360.00	145,918.04	38,395.00	107,523.04	.00
PERCENT EXPENDED:				7.8	PERCENT EXPENDED AND ENCUMBERED: 32.1					
151 Bond Retirement - City FUND										
130 Department Of Finance										
134 Finance, Treasury										
2020	151	134	7200	.00	141,482.83	.00	141,482.83	.00	141,482.83	.00
DIVISION TOTALS:				.00	141,482.83	.00	141,482.83	.00	141,482.83	.00
DEPARTMENT TOTALS:				.00	141,482.83	.00	141,482.83	.00	141,482.83	.00
PERCENT EXPENDED:				.0	PERCENT EXPENDED AND ENCUMBERED: .0					
301 Street Const Maintenance & Rep FUND										
230 Dept Of Transportation & Engin										
239 Division Of Traffic Engineer										
2020	301	239	7200	.00	104,728.71	1,683.82	103,044.89	.00	103,044.89	.00
2020	301	239	7300	.00	2,585.85	.00	2,585.85	.00	2,585.85	.00
2020	301	239	7600	.00	102,974.40	54,348.00	48,626.40	48,626.40	.00	.00
DIVISION TOTALS:				.00	210,288.96	56,031.82	154,257.14	48,626.40	105,630.74	.00
DEPARTMENT TOTALS:				.00	210,288.96	56,031.82	154,257.14	48,626.40	105,630.74	.00
PERCENT EXPENDED:				26.6	PERCENT EXPENDED AND ENCUMBERED: 49.8					

301 252
 RUN DATE: 06/10/2022
 RUN TIME: 08.17.50

CITY OF CINCINNATI - DEPARTMENT OF FINANCE
 DIVISION OF ACCOUNTS AND AUDITS
 STATEMENT OF BALANCES
 APPROPRIATED FUNDS
 AS OF 05 / 31 / 2022

PGM ID: CFSFA104
 PAGE: 8

FY	FND	AGY	OBJT	ORIGINAL AUTHORIZATION	ADJUSTED AUTHORIZATION	EXPENDITURES AMOUNT	UNEXPENDED BALANCE	ENCUMBRANCE AMOUNT	UNENCUMBERED BALANCE	PRE-ENCUMBERED AMOUNT
250 Dept Of Public Services										
252 Traffic And Road Operations										
2020	301	252	7200	.00	24,775.49	6,600.00	18,175.49	8,975.49	9,200.00	.00
2020	301	252	7300	.00	33,042.27	.00	33,042.27	9,401.00	23,641.27	.00
2020	301	252	7400	.00	84.10	.00	84.10	84.10	.00	.00
DIVISION TOTALS:				.00	57,901.86	6,600.00	51,301.86	18,460.59	32,841.27	.00
253 Div Of Neighborhood Operations										
2020	301	253	7200	.00	1,700.00	.00	1,700.00	1,700.00	.00	.00
DIVISION TOTALS:				.00	1,700.00	.00	1,700.00	1,700.00	.00	.00
DEPARTMENT TOTALS:				.00	59,601.86	6,600.00	53,001.86	20,160.59	32,841.27	.00
PERCENT EXPENDED:				11.1	PERCENT EXPENDED AND ENCUMBERED: 44.9					
302 Income Tax Infrastructure FUND										
100 Office Of The City Manager										
102 Office Of Budget & Evaluation										
2020	302	102	7400	.00	61.31	.00	61.31	.00	61.31	.00
DIVISION TOTALS:				.00	61.31	.00	61.31	.00	61.31	.00
DEPARTMENT TOTALS:				.00	61.31	.00	61.31	.00	61.31	.00
PERCENT EXPENDED:				.0	PERCENT EXPENDED AND ENCUMBERED: .0					
230 Dept Of Transportation & Engin										
233 Division Of Engineering										
2020	302	233	7200	.00	11,975.81	6,926.43	5,049.38	33.00	5,016.38	.00
DIVISION TOTALS:				.00	11,975.81	6,926.43	5,049.38	33.00	5,016.38	.00
239 Division Of Traffic Engineer										
2020	302	239	7200	.00	830.00	.00	830.00	.00	830.00	.00
2020	302	239	7300	.00	18,538.24	.00	18,538.24	.00	18,538.24	.00
DIVISION TOTALS:				.00	19,368.24	.00	19,368.24	.00	19,368.24	.00
DEPARTMENT TOTALS:				.00	31,344.05	6,926.43	24,417.62	33.00	24,384.62	.00
PERCENT EXPENDED:				22.1	PERCENT EXPENDED AND ENCUMBERED: 22.2					
250 Dept Of Public Services										
252 Traffic And Road Operations										
2020	302	252	7200	.00	1,700.00	1,700.00	.00	.00	.00	.00
2020	302	252	7300	.00	23,350.21	.00	23,350.21	.00	23,350.21	.00
DIVISION TOTALS:				.00	25,050.21	1,700.00	23,350.21	.00	23,350.21	.00
255 Div Of City Facility Mgmt										
2020	302	255	7200	.00	15,939.08	6,700.00	9,239.08	.00	9,239.08	.00
DIVISION TOTALS:				.00	15,939.08	6,700.00	9,239.08	.00	9,239.08	.00
DEPARTMENT TOTALS:				.00	40,989.29	8,400.00	32,589.29	.00	32,589.29	.00
PERCENT EXPENDED:				20.5	PERCENT EXPENDED AND ENCUMBERED: 20.5					

303 248
 RUN DATE: 06/10/2022
 RUN TIME: 08.17.50

CITY OF CINCINNATI - DEPARTMENT OF FINANCE
 DIVISION OF ACCOUNTS AND AUDITS
 STATEMENT OF BALANCES
 APPROPRIATED FUNDS
 AS OF 05 / 31 / 2022

PGM ID: CFSFA104
 PAGE: 9

FY	FND	AGY	OBJT	ORIGINAL AUTHORIZATION	ADJUSTED AUTHORIZATION	EXPENDITURES AMOUNT	UNEXPENDED BALANCE	ENCUMBRANCE AMOUNT	UNENCUMBERED BALANCE	PRE-ENCUMBERED AMOUNT
303 Parking Meter FUND										
240 Dept. Of Enterprise Services										
248 Div Of Parking Facilities										
2020	303	248	7200	.00	70,317.81	.00	70,317.81	.00	70,317.81	.00
2020	303	248	7300	.00	21,665.42	.00	21,665.42	.00	21,665.42	.00
2020	303	248	7400	.00	287.87	.00	287.87	.00	287.87	.00
DIVISION TOTALS:				.00	92,271.10	.00	92,271.10	.00	92,271.10	.00
DEPARTMENT TOTALS:				.00	92,271.10	.00	92,271.10	.00	92,271.10	.00
PERCENT EXPENDED:				.0	PERCENT EXPENDED AND ENCUMBERED:			.0		
 306 Municipal Motor Vehicle Lic Tx FUND										
250 Dept Of Public Services										
252 Traffic And Road Operations										
2020	306	252	7200	.00	15,970.69	3,300.00	12,670.69	.00	12,670.69	.00
2020	306	252	7300	.00	3,534.84	.00	3,534.84	2,923.00	611.84	.00
DIVISION TOTALS:				.00	19,505.53	3,300.00	16,205.53	2,923.00	13,282.53	.00
DEPARTMENT TOTALS:				.00	19,505.53	3,300.00	16,205.53	2,923.00	13,282.53	.00
PERCENT EXPENDED:				16.9	PERCENT EXPENDED AND ENCUMBERED:			31.9		
 318 Sawyer Point FUND										
200 Department Of Parks										
202 Parks, Operations & Facility Mgmt										
2020	318	202	7200	.00	6,392.00	.00	6,392.00	6,392.00	.00	.00
DIVISION TOTALS:				.00	6,392.00	.00	6,392.00	6,392.00	.00	.00
DEPARTMENT TOTALS:				.00	6,392.00	.00	6,392.00	6,392.00	.00	.00
PERCENT EXPENDED:				.0	PERCENT EXPENDED AND ENCUMBERED:			100.0		
 323 Recreation Special Activities FUND										
190 Dept Of Public Recreation										
191 Recreation West Region										
2020	323	191	7200	.00	1,234.17	.00	1,234.17	.00	1,234.17	.00
DIVISION TOTALS:				.00	1,234.17	.00	1,234.17	.00	1,234.17	.00
192 Recreation East Region										
2020	323	192	7200	.00	1,608.06	.00	1,608.06	.00	1,608.06	.00
2020	323	192	7300	.00	31.68	.00	31.68	.00	31.68	.00
DIVISION TOTALS:				.00	1,639.74	.00	1,639.74	.00	1,639.74	.00
193 Recreation Central Region										
2020	323	193	7200	.00	1,234.16	.00	1,234.16	.00	1,234.16	.00
2020	323	193	7300	.00	.50	.00	.50	.00	.50	.00
DIVISION TOTALS:				.00	1,234.66	.00	1,234.66	.00	1,234.66	.00
197 Recreation Athletics										
2020	323	197	7200	.00	21,945.75	.00	21,945.75	.00	21,945.75	.00
2020	323	197	7300	.00	1,061.90	.00	1,061.90	.00	1,061.90	.00
DIVISION TOTALS:				.00	23,007.65	.00	23,007.65	.00	23,007.65	.00

323 199
 RUN DATE: 06/10/2022
 RUN TIME: 08.17.50

CITY OF CINCINNATI - DEPARTMENT OF FINANCE
 DIVISION OF ACCOUNTS AND AUDITS
 STATEMENT OF BALANCES
 APPROPRIATED FUNDS
 AS OF 05 / 31 / 2022

PGM ID: CFSFA104
 PAGE: 10

FY	FND	AGY	OBJT	ORIGINAL AUTHORIZATION	ADJUSTED AUTHORIZATION	EXPENDITURES AMOUNT	UNEXPENDED BALANCE	ENCUMBRANCE AMOUNT	UNENCUMBERED BALANCE	PRE-ENCUMBERED AMOUNT
199 Recreation Administration										
2020	323	199	7200	.00	3,200.00	.00	3,200.00	.00	3,200.00	.00
2020	323	199	7600	.00	59,410.00	59,410.00	.00	.00	.00	.00
DIVISION TOTALS:				.00	62,610.00	59,410.00	3,200.00	.00	3,200.00	.00
DEPARTMENT TOTALS:				.00	89,726.22	59,410.00	30,316.22	.00	30,316.22	.00
PERCENT EXPENDED:				66.2	PERCENT EXPENDED AND ENCUMBERED: 66.2					
329 Cincinnati Riverfront Park FUND										
200 Department Of Parks										
202 Parks, Operations & Facility Mgmt										
2020	329	202	7200	.00	20,860.50	.00	20,860.50	.00	20,860.50	.00
DIVISION TOTALS:				.00	20,860.50	.00	20,860.50	.00	20,860.50	.00
DEPARTMENT TOTALS:				.00	20,860.50	.00	20,860.50	.00	20,860.50	.00
PERCENT EXPENDED:				.0	PERCENT EXPENDED AND ENCUMBERED: .0					
347 Hazard Abatement Fund FUND										
210 Dept Of Bldgs & Inspections										
212 Bldg & Inspections, Licenses & Permits										
2020	347	212	7200	.00	143,072.08	.00	143,072.08	143,072.08	.00	.00
DIVISION TOTALS:				.00	143,072.08	.00	143,072.08	143,072.08	.00	.00
DEPARTMENT TOTALS:				.00	143,072.08	.00	143,072.08	143,072.08	.00	.00
PERCENT EXPENDED:				.0	PERCENT EXPENDED AND ENCUMBERED: 100.0					
395 Community Health Center FUND										
260 Department Of Public Health										
265 Primary Health Care - H.C.										
2020	395	265	7200	.00	31,286.00	.00	31,286.00	.00	31,286.00	.00
2020	395	265	7300	.00	3,970.00	.00	3,970.00	.00	3,970.00	.00
2020	395	265	7400	.00	1,542.00	.00	1,542.00	.00	1,542.00	.00
DIVISION TOTALS:				.00	36,798.00	.00	36,798.00	.00	36,798.00	.00
DEPARTMENT TOTALS:				.00	36,798.00	.00	36,798.00	.00	36,798.00	.00
PERCENT EXPENDED:				.0	PERCENT EXPENDED AND ENCUMBERED: .0					
416 Cincinnati Health District FUND										
260 Department Of Public Health										
264 Primary Health Care - S.P.										
2020	416	264	7300	.00	205.00	.00	205.00	.00	205.00	.00
DIVISION TOTALS:				.00	205.00	.00	205.00	.00	205.00	.00
DEPARTMENT TOTALS:				.00	205.00	.00	205.00	.00	205.00	.00
PERCENT EXPENDED:				.0	PERCENT EXPENDED AND ENCUMBERED: .0					

449 092
 RUN DATE: 06/10/2022
 RUN TIME: 08.17.50

CITY OF CINCINNATI - DEPARTMENT OF FINANCE
 DIVISION OF ACCOUNTS AND AUDITS
 STATEMENT OF BALANCES
 APPROPRIATED FUNDS
 AS OF 05 / 31 / 2022

PGM ID: CFSFA104
 PAGE: 11

FY	FND	AGY	OBJT	ORIGINAL AUTHORIZATION	ADJUSTED AUTHORIZATION	EXPENDITURES AMOUNT	UNEXPENDED BALANCE	ENCUMBRANCE AMOUNT	UNENCUMBERED BALANCE	PRE-ENCUMBERED AMOUNT
449 Cinti Area Geographic Info Sys FUND										
090 Enterprise Technology Solution										
092 ETS-CAGIS										
2020	449	092	7200	.00	828.75	.00	828.75	828.75	.00	.00
2020	449	092	7300	.00	1,349.90	.00	1,349.90	177.14	1,172.76	.00
2020	449	092	7400	.00	7,654.98	.00	7,654.98	6,633.28	1,021.70	.00
DIVISION TOTALS:				.00	9,833.63	.00	9,833.63	7,639.17	2,194.46	.00
DEPARTMENT TOTALS:				.00	9,833.63	.00	9,833.63	7,639.17	2,194.46	.00
PERCENT EXPENDED:				.0	PERCENT EXPENDED AND ENCUMBERED:			77.7		
455 Streetcar Operations FUND										
080 SORTA										
081 SORTA Operations										
2020	455	081	7200	.00	173,837.28	13,535.26	160,302.02	.00	160,302.02	.00
DIVISION TOTALS:				.00	173,837.28	13,535.26	160,302.02	.00	160,302.02	.00
DEPARTMENT TOTALS:				.00	173,837.28	13,535.26	160,302.02	.00	160,302.02	.00
PERCENT EXPENDED:				7.8	PERCENT EXPENDED AND ENCUMBERED:			7.8		
110 Department Of Law										
111 Civil										
2020	455	111	7200	.00	104,927.56	.00	104,927.56	104,927.56	.00	.00
DIVISION TOTALS:				.00	104,927.56	.00	104,927.56	104,927.56	.00	.00
DEPARTMENT TOTALS:				.00	104,927.56	.00	104,927.56	104,927.56	.00	.00
PERCENT EXPENDED:				.0	PERCENT EXPENDED AND ENCUMBERED:			100.0		
230 Dept Of Transportation & Engin										
231 Trans & Eng, Director										
2020	455	231	7200	.00	84,105.35	.00	84,105.35	.00	84,105.35	.00
DIVISION TOTALS:				.00	84,105.35	.00	84,105.35	.00	84,105.35	.00
DEPARTMENT TOTALS:				.00	84,105.35	.00	84,105.35	.00	84,105.35	.00
PERCENT EXPENDED:				.0	PERCENT EXPENDED AND ENCUMBERED:			.0		
457 CLEAR FUND										
090 Enterprise Technology Solution										
093 ETS-CLEAR										
2020	457	093	7200	.00	64,709.16	.00	64,709.16	.00	64,709.16	.00
2020	457	093	7300	.00	3,000.00	.00	3,000.00	.00	3,000.00	.00
2020	457	093	7400	.00	20,906.00	18,756.00	2,150.00	.00	2,150.00	.00
DIVISION TOTALS:				.00	88,615.16	18,756.00	69,859.16	.00	69,859.16	.00
DEPARTMENT TOTALS:				.00	88,615.16	18,756.00	69,859.16	.00	69,859.16	.00
PERCENT EXPENDED:				21.2	PERCENT EXPENDED AND ENCUMBERED:			21.2		

701 410
 RUN DATE: 06/10/2022
 RUN TIME: 08.17.50

CITY OF CINCINNATI - DEPARTMENT OF FINANCE
 DIVISION OF ACCOUNTS AND AUDITS
 STATEMENT OF BALANCES
 APPROPRIATED FUNDS
 AS OF 05 / 31 / 2022

PGM ID: CFSFA104
 PAGE: 12

FY	FND	AGY	OBJT	ORIGINAL AUTHORIZATION	ADJUSTED AUTHORIZATION	EXPENDITURES AMOUNT	UNEXPENDED BALANCE	ENCUMBRANCE AMOUNT	UNENCUMBERED BALANCE	PRE-ENCUMBERED AMOUNT
701 Metropolitan Sewer District FUND										
410 Dept. of Sewers Director's Off										
410 Dept. of Sewers Director's Office										
2020	701	410	7200	.00	379,352.55	72,921.27	306,431.28	.00	306,431.28	.00
2020	701	410	7300	.00	10,063.81	.00	10,063.81	.00	10,063.81	.00
DIVISION TOTALS:				.00	389,416.36	72,921.27	316,495.09	.00	316,495.09	.00
DEPARTMENT TOTALS:				.00	389,416.36	72,921.27	316,495.09	.00	316,495.09	.00
PERCENT EXPENDED:				18.7	PERCENT EXPENDED AND ENCUMBERED: 18.7					
420 MSD Div Of Wastewater Engineer										
420 MSD Div Of Wastewater Engineering										
2020	701	420	7200	.00	48,516.20	19,413.30	29,102.90	.00	29,102.90	.00
2020	701	420	7300	.00	26,262.63	79.95	26,182.68	.00	26,182.68	.00
2020	701	420	7400	.00	23,798.36	.00	23,798.36	.00	23,798.36	.00
DIVISION TOTALS:				.00	98,577.19	19,493.25	79,083.94	.00	79,083.94	.00
DEPARTMENT TOTALS:				.00	98,577.19	19,493.25	79,083.94	.00	79,083.94	.00
PERCENT EXPENDED:				19.8	PERCENT EXPENDED AND ENCUMBERED: 19.8					
430 MSD Div Of Wastewater Admin										
430 MSD Div Of Wastewater Admin										
2020	701	430	7200	.00	13,756.56	55.00	13,701.56	-55.00	13,756.56	.00
2020	701	430	7300	.00	4,128.04	.00	4,128.04	.00	4,128.04	.00
2020	701	430	7400	.00	3,530.90	.00	3,530.90	.00	3,530.90	.00
DIVISION TOTALS:				.00	21,415.50	55.00	21,360.50	-55.00	21,415.50	.00
431 MSD Division of Information Technology										
2020	701	431	7200	.00	65,079.38	.00	65,079.38	.00	65,079.38	.00
2020	701	431	7300	.00	15,551.76	.00	15,551.76	.00	15,551.76	.00
2020	701	431	7400	.00	45,482.00	.00	45,482.00	.00	45,482.00	.00
DIVISION TOTALS:				.00	126,113.14	.00	126,113.14	.00	126,113.14	.00
DEPARTMENT TOTALS:				.00	147,528.64	55.00	147,473.64	-55.00	147,528.64	.00
PERCENT EXPENDED:				.0	PERCENT EXPENDED AND ENCUMBERED: .0					
440 MSD Div Of Wastewater Treatment										
441 MSD Office Of Superintendent										
2020	701	441	7200	.00	2,506.84	.00	2,506.84	.00	2,506.84	.00
2020	701	441	7300	.00	424.23	.00	424.23	.00	424.23	.00
DIVISION TOTALS:				.00	2,931.07	.00	2,931.07	.00	2,931.07	.00
442 MSD Millcreek Section										
2020	701	442	7200	.00	1,227,832.14	29,474.40	1,198,357.74	-29,474.40	1,227,832.14	.00
2020	701	442	7300	.00	1,179,210.89	152,137.60	1,027,073.29	-43,501.34	1,070,574.63	.00
2020	701	442	7400	.00	30,548.13	75.01	30,473.12	-75.01	30,548.13	.00
DIVISION TOTALS:				.00	2,437,591.16	181,687.01	2,255,904.15	-73,050.75	2,328,954.90	.00
443 MSD Little Miami Section										
2020	701	443	7200	.00	357,168.72	.00	357,168.72	.00	357,168.72	.00
2020	701	443	7300	.00	139,157.21	41,101.26	98,055.95	-5,553.26	103,609.21	.00
DIVISION TOTALS:				.00	496,325.93	41,101.26	455,224.67	-5,553.26	460,777.93	.00

701 444
 RUN DATE: 06/10/2022
 RUN TIME: 08.17.50

CITY OF CINCINNATI - DEPARTMENT OF FINANCE
 DIVISION OF ACCOUNTS AND AUDITS
 STATEMENT OF BALANCES
 APPROPRIATED FUNDS
 AS OF 05 / 31 / 2022

PGM ID: CFSFA104
 PAGE: 13

FY	FND	AGY	OBJT	ORIGINAL AUTHORIZATION	ADJUSTED AUTHORIZATION	EXPENDITURES AMOUNT	UNEXPENDED BALANCE	ENCUMBRANCE AMOUNT	UNENCUMBERED BALANCE	PRE-ENCUMBERED AMOUNT
444 MSD Muddy Creek Section										
2020	701	444	7200	.00	184,257.06	120.00	184,137.06	-120.00	184,257.06	.00
2020	701	444	7300	.00	49,232.38	20.73	49,211.65	-20.73	49,232.38	.00
DIVISION TOTALS:				.00	233,489.44	140.73	233,348.71	-140.73	233,489.44	.00
445 MSD Sycamore Section										
2020	701	445	7200	.00	167,091.28	1,160.00	165,931.28	-1,160.00	167,091.28	.00
2020	701	445	7300	.00	63,469.69	.00	63,469.69	.00	63,469.69	.00
2020	701	445	7400	.00	262.56	.00	262.56	.00	262.56	.00
DIVISION TOTALS:				.00	230,823.53	1,160.00	229,663.53	-1,160.00	230,823.53	.00
446 MSD Taylor Creek Section										
2020	701	446	7200	.00	133,740.22	5,520.00	128,220.22	-5,520.00	133,740.22	.00
2020	701	446	7300	.00	24,625.66	.00	24,625.66	872.76	23,752.90	.00
DIVISION TOTALS:				.00	158,365.88	5,520.00	152,845.88	-4,647.24	157,493.12	.00
447 MSD Polk Run Section										
2020	701	447	7200	.00	45,819.33	1,000.00	44,819.33	-1,000.00	45,819.33	.00
2020	701	447	7300	.00	37,416.39	.00	37,416.39	.00	37,416.39	.00
2020	701	447	7400	.00	211.24	.00	211.24	.00	211.24	.00
DIVISION TOTALS:				.00	83,446.96	1,000.00	82,446.96	-1,000.00	83,446.96	.00
449 MSD Maintenance Section										
2020	701	449	7200	.00	246,914.79	.00	246,914.79	.00	246,914.79	.00
2020	701	449	7300	.00	98,804.13	.00	98,804.13	.00	98,804.13	.00
2020	701	449	7400	.00	34,118.00	.00	34,118.00	.00	34,118.00	.00
DIVISION TOTALS:				.00	379,836.92	.00	379,836.92	.00	379,836.92	.00
DEPARTMENT TOTALS:				.00	4,022,810.89	230,609.00	3,792,201.89	-85,551.98	3,877,753.87	.00
PERCENT EXPENDED: 5.7				PERCENT EXPENDED AND ENCUMBERED: 3.6						
450 MSD Div Of Wastewater Collecti										
450 MSD Div Of Wastewater Collection										
2020	701	450	7200	.00	1,467,527.57	240,585.72	1,226,941.85	-9,223.45	1,236,165.30	.00
2020	701	450	7300	.00	580,799.07	1,435.68	579,363.39	-1,435.68	580,799.07	.00
2020	701	450	7400	.00	14,394.96	53.10	14,341.86	-53.10	14,394.96	.00
DIVISION TOTALS:				.00	2,062,721.60	242,074.50	1,820,647.10	-10,712.23	1,831,359.33	.00
DEPARTMENT TOTALS:				.00	2,062,721.60	242,074.50	1,820,647.10	-10,712.23	1,831,359.33	.00
PERCENT EXPENDED: 11.7				PERCENT EXPENDED AND ENCUMBERED: 11.2						
460 MSD Div Of Industrial Waste										
460 MSD Div Of Industrial Waste										
2020	701	460	7200	.00	534,093.20	25,802.11	508,291.09	6,552.47	501,738.62	.00
2020	701	460	7300	.00	360,771.11	7,545.89	353,225.22	18,419.84	334,805.38	.00
2020	701	460	7400	.00	3,985.08	.00	3,985.08	.00	3,985.08	.00
DIVISION TOTALS:				.00	898,849.39	33,348.00	865,501.39	24,972.31	840,529.08	.00
DEPARTMENT TOTALS:				.00	898,849.39	33,348.00	865,501.39	24,972.31	840,529.08	.00
PERCENT EXPENDED: 3.7				PERCENT EXPENDED AND ENCUMBERED: 6.5						

701 470
 RUN DATE: 06/10/2022
 RUN TIME: 08.17.50

CITY OF CINCINNATI - DEPARTMENT OF FINANCE
 DIVISION OF ACCOUNTS AND AUDITS
 STATEMENT OF BALANCES
 APPROPRIATED FUNDS
 AS OF 05 / 31 / 2022

PGM ID: CFSFA104
 PAGE: 14

FY	FND	AGY	OBJT	ORIGINAL AUTHORIZATION	ADJUSTED AUTHORIZATION	EXPENDITURES AMOUNT	UNEXPENDED BALANCE	ENCUMBRANCE AMOUNT	UNENCUMBERED BALANCE	PRE-ENCUMBERED AMOUNT
470 MSD Watershed Operations										
470 MSD Watershed Operations										
2020	701	470	7200	.00	1,013,745.22	4,380.47	1,009,364.75	-4,380.47	1,013,745.22	.00
2020	701	470	7300	.00	123,838.28	704.96	123,133.32	-704.96	123,838.28	.00
2020	701	470	7400	.00	22,667.87	.00	22,667.87	.00	22,667.87	.00
DIVISION TOTALS:				.00	1,160,251.37	5,085.43	1,155,165.94	-5,085.43	1,160,251.37	.00
DEPARTMENT TOTALS:				.00	1,160,251.37	5,085.43	1,155,165.94	-5,085.43	1,160,251.37	.00
PERCENT EXPENDED:				.4	PERCENT EXPENDED AND ENCUMBERED:					.0
480 MSD SBU Program										
480 MSD SBU Program										
2020	701	480	7200	.00	2,525,174.77	22,310.35	2,502,864.42	.00	2,502,864.42	.00
DIVISION TOTALS:				.00	2,525,174.77	22,310.35	2,502,864.42	.00	2,502,864.42	.00
DEPARTMENT TOTALS:				.00	2,525,174.77	22,310.35	2,502,864.42	.00	2,502,864.42	.00
PERCENT EXPENDED:				.9	PERCENT EXPENDED AND ENCUMBERED:					.9
980 Capital Outlay Accounts										
982 Office & Technical Equip										
2020	701	982	7600	.00	607,755.32	15,634.85	592,120.47	.00	592,120.47	.00
DIVISION TOTALS:				.00	607,755.32	15,634.85	592,120.47	.00	592,120.47	.00
DEPARTMENT TOTALS:				.00	607,755.32	15,634.85	592,120.47	.00	592,120.47	.00
PERCENT EXPENDED:				2.6	PERCENT EXPENDED AND ENCUMBERED:					2.6
050 General FUND										
010 City Council										
015 Councilmember D. Mann										
2021	050	015	7200	.00	3,400.00	.00	3,400.00	.00	3,400.00	.00
DIVISION TOTALS:				.00	3,400.00	.00	3,400.00	.00	3,400.00	.00
026 Councilmember S Goodin										
2021	050	026	7200	.00	150.00	.00	150.00	.00	150.00	.00
DIVISION TOTALS:				.00	150.00	.00	150.00	.00	150.00	.00
041 Office Of The Clerk Of Council										
2021	050	041	7200	.00	12,429.88	317.46	12,112.42	.00	12,112.42	.00
2021	050	041	7300	.00	32,000.00	18,522.00	13,478.00	.00	13,478.00	.00
DIVISION TOTALS:				.00	44,429.88	18,839.46	25,590.42	.00	25,590.42	.00
DEPARTMENT TOTALS:				.00	47,979.88	18,839.46	29,140.42	.00	29,140.42	.00
PERCENT EXPENDED:				39.3	PERCENT EXPENDED AND ENCUMBERED:					39.3
090 Enterprise Technology Solution										
091 Enterprise Technology Solutions										
2021	050	091	7200	.00	13,710.78	4,135.00	9,575.78	.00	9,575.78	.00
2021	050	091	7300	.00	24,034.07	19,606.18	4,427.89	3,349.86	1,078.03	.00
2021	050	091	7400	.00	23,140.37	21,971.24	1,169.13	.00	1,169.13	.00
DIVISION TOTALS:				.00	60,885.22	45,712.42	15,172.80	3,349.86	11,822.94	.00
DEPARTMENT TOTALS:				.00	60,885.22	45,712.42	15,172.80	3,349.86	11,822.94	.00
PERCENT EXPENDED:				75.1	PERCENT EXPENDED AND ENCUMBERED:					80.6

050 101
 RUN DATE: 06/10/2022
 RUN TIME: 08.17.50

CITY OF CINCINNATI - DEPARTMENT OF FINANCE
 DIVISION OF ACCOUNTS AND AUDITS
 STATEMENT OF BALANCES
 APPROPRIATED FUNDS
 AS OF 05 / 31 / 2022

PGM ID: CFSFA104
 PAGE: 15

FY	FND	AGY	OBJT	ORIGINAL AUTHORIZATION	ADJUSTED AUTHORIZATION	EXPENDITURES AMOUNT	UNEXPENDED BALANCE	ENCUMBRANCE AMOUNT	UNENCUMBERED BALANCE	PRE-ENCUMBERED AMOUNT
100 Office Of The City Manager										
101 City Manager's Office										
2021	050	101	7200	.00	576,371.10	425,315.34	151,055.76	144,365.87	6,689.89	.00
2021	050	101	7300	.00	31,457.20	27,405.85	4,051.35	2,612.67	1,438.68	.00
2021	050	101	7400	.00	13,768.65	11,458.75	2,309.90	2,000.00	309.90	.00
DIVISION TOTALS:				.00	621,596.95	464,179.94	157,417.01	148,978.54	8,438.47	.00
102 Office Of Budget & Evaluation										
2021	050	102	7400	.00	459.11	76.17	382.94	.00	382.94	.00
DIVISION TOTALS:				.00	459.11	76.17	382.94	.00	382.94	.00
103 Emergency Communications										
2021	050	103	7200	.00	11,067.80	7,609.71	3,458.09	.00	3,458.09	.00
2021	050	103	7300	.00	19,021.01	17,490.81	1,530.20	.00	1,530.20	.00
2021	050	103	7400	.00	2,290.23	654.81	1,635.42	.00	1,635.42	.00
DIVISION TOTALS:				.00	32,379.04	25,755.33	6,623.71	.00	6,623.71	.00
104 Office Of Environment & Sustainability										
2021	050	104	7200	.00	510,161.54	394,467.90	115,693.64	93,573.10	22,120.54	.00
2021	050	104	7300	.00	1,467.06	143.25	1,323.81	.00	1,323.81	.00
2021	050	104	7400	.00	28,642.07	26,427.25	2,214.82	.00	2,214.82	.00
DIVISION TOTALS:				.00	540,270.67	421,038.40	119,232.27	93,573.10	25,659.17	.00
108 Dept of Performance & Data Analytics										
2021	050	108	7200	.00	86,500.00	33,750.00	52,750.00	48,250.00	4,500.00	.00
2021	050	108	7300	.00	3,873.97	2,373.97	1,500.00	.00	1,500.00	.00
DIVISION TOTALS:				.00	90,373.97	36,123.97	54,250.00	48,250.00	6,000.00	.00
109 Internal Audit										
2021	050	109	7200	.00	.36	.00	.36	.00	.36	.00
2021	050	109	7300	.00	728.29	402.37	325.92	.00	325.92	.00
DIVISION TOTALS:				.00	728.65	402.37	326.28	.00	326.28	.00
DEPARTMENT TOTALS:				.00	1,285,808.39	947,576.18	338,232.21	290,801.64	47,430.57	.00
PERCENT EXPENDED:				73.7	PERCENT EXPENDED AND ENCUMBERED: 96.3					
110 Department Of Law										
111 Civil										
2021	050	111	7200	.00	187,850.41	126,776.37	61,074.04	49,689.76	11,384.28	.00
2021	050	111	7300	.00	13,065.60	8,348.92	4,716.68	.00	4,716.68	.00
2021	050	111	7400	.00	5,574.33	1,956.50	3,617.83	.00	3,617.83	.00
DIVISION TOTALS:				.00	206,490.34	137,081.79	69,408.55	49,689.76	19,718.79	.00
112 Administrative Hearings & Prosecution										
2021	050	112	7300	.00	1,436.01	.00	1,436.01	.00	1,436.01	.00
2021	050	112	7400	.00	11,728.08	2,091.24	9,636.84	.00	9,636.84	.00
DIVISION TOTALS:				.00	13,164.09	2,091.24	11,072.85	.00	11,072.85	.00
DEPARTMENT TOTALS:				.00	219,654.43	139,173.03	80,481.40	49,689.76	30,791.64	.00
PERCENT EXPENDED:				63.4	PERCENT EXPENDED AND ENCUMBERED: 86.0					

050 121
 RUN DATE: 06/10/2022
 RUN TIME: 08.17.50

CITY OF CINCINNATI - DEPARTMENT OF FINANCE
 DIVISION OF ACCOUNTS AND AUDITS
 STATEMENT OF BALANCES
 APPROPRIATED FUNDS
 AS OF 05 / 31 / 2022

PGM ID: CFSFA104
 PAGE: 16

FY	FND	AGY	OBJT	ORIGINAL AUTHORIZATION	ADJUSTED AUTHORIZATION	EXPENDITURES AMOUNT	UNEXPENDED BALANCE	ENCUMBRANCE AMOUNT	UNENCUMBERED BALANCE	PRE-ENCUMBERED AMOUNT
120 Department Of Human Resources										
121 Department Of Human Resources										
2021	050	121	7200	.00	165,857.00	51,735.97	114,121.03	.00	114,121.03	.00
2021	050	121	7300	.00	12,873.04	12,674.10	198.94	.00	198.94	.00
2021	050	121	7400	.00	1,000.00	.00	1,000.00	.00	1,000.00	.00
DIVISION TOTALS:				.00	179,730.04	64,410.07	115,319.97	.00	115,319.97	.00
DEPARTMENT TOTALS:				.00	179,730.04	64,410.07	115,319.97	.00	115,319.97	.00
PERCENT EXPENDED: 35.8				PERCENT EXPENDED AND ENCUMBERED: 35.8						
130 Department Of Finance										
131 Finance, Office Of Director										
2021	050	131	7200	.00	14,200.00	13,970.84	229.16	.00	229.16	.00
2021	050	131	7300	.00	4,098.08	2,071.68	2,026.40	.00	2,026.40	.00
2021	050	131	7400	.00	356.42	249.75	106.67	.00	106.67	.00
DIVISION TOTALS:				.00	18,654.50	16,292.27	2,362.23	.00	2,362.23	.00
133 Finance, Accounts & Audits										
2021	050	133	7200	.00	2,600.00	2,340.00	260.00	.00	260.00	.00
2021	050	133	7300	.00	4,853.14	3,331.68	1,521.46	.00	1,521.46	.00
2021	050	133	7400	.00	548.88	352.58	196.30	.00	196.30	.00
DIVISION TOTALS:				.00	8,002.02	6,024.26	1,977.76	.00	1,977.76	.00
134 Finance, Treasury										
2021	050	134	7200	.00	42,079.43	17,923.62	24,155.81	.00	24,155.81	.00
2021	050	134	7300	.00	19,338.39	10,407.39	8,931.00	.00	8,931.00	.00
2021	050	134	7400	.00	672.56	367.51	305.05	.00	305.05	.00
DIVISION TOTALS:				.00	62,090.38	28,698.52	33,391.86	.00	33,391.86	.00
136 Finance, Income Tax										
2021	050	136	7200	.00	52,638.00	22,107.08	30,530.92	30,351.92	179.00	.00
2021	050	136	7300	.00	515.32	405.66	109.66	.00	109.66	.00
2021	050	136	7400	.00	103.76	59.47	44.29	.00	44.29	.00
DIVISION TOTALS:				.00	53,257.08	22,572.21	30,684.87	30,351.92	332.95	.00
137 Finance, Purchasing										
2021	050	137	7200	.00	31,473.46	25,669.91	5,803.55	1,480.00	4,323.55	.00
2021	050	137	7300	.00	103,744.71	3,924.48	99,820.23	94,000.00	5,820.23	.00
2021	050	137	7400	.00	2,192.17	1,479.30	712.87	.00	712.87	.00
DIVISION TOTALS:				.00	137,410.34	31,073.69	106,336.65	95,480.00	10,856.65	.00
DEPARTMENT TOTALS:				.00	279,414.32	104,660.95	174,753.37	125,831.92	48,921.45	.00
PERCENT EXPENDED: 37.5				PERCENT EXPENDED AND ENCUMBERED: 82.5						
160 Community Developmt										
161 Comm Dvlp, Office Of The Director										
2021	050	161	7200	.00	912.25	.00	912.25	.00	912.25	.00
2021	050	161	7300	.00	714.66	.00	714.66	.00	714.66	.00
2021	050	161	7400	.00	25,873.10	18,458.33	7,414.77	.00	7,414.77	.00
DIVISION TOTALS:				.00	27,500.01	18,458.33	9,041.68	.00	9,041.68	.00
162 Comm Dvlp, Division Of Housing Devel										
2021	050	162	7400	.00	283,758.00	268,176.01	15,581.99	.00	15,581.99	.00
DIVISION TOTALS:				.00	283,758.00	268,176.01	15,581.99	.00	15,581.99	.00

050 164
 RUN DATE: 06/10/2022
 RUN TIME: 08.17.50

CITY OF CINCINNATI - DEPARTMENT OF FINANCE
 DIVISION OF ACCOUNTS AND AUDITS
 STATEMENT OF BALANCES
 APPROPRIATED FUNDS
 AS OF 05 / 31 / 2022

PGM ID: CFSFA104
 PAGE: 17

FY	FND	AGY	OBJT	ORIGINAL AUTHORIZATION	ADJUSTED AUTHORIZATION	EXPENDITURES AMOUNT	UNEXPENDED BALANCE	ENCUMBRANCE AMOUNT	UNENCUMBERED BALANCE	PRE-ENCUMBERED AMOUNT	
164 Division Of Community Devel											
2021	050	164	7200	.00	6,088.43	1,022.66	5,065.77	.00	5,065.77	.00	
2021	050	164	7300	.00	29,171.78	4,893.92	24,277.86	24,000.00	277.86	.00	
2021	050	164	7400	.00	67,360.02	67,360.02	.00	.00	.00	.00	
DIVISION TOTALS:				.00	102,620.23	73,276.60	29,343.63	24,000.00	5,343.63	.00	
DEPARTMENT TOTALS:				.00	413,878.24	359,910.94	53,967.30	24,000.00	29,967.30	.00	
PERCENT EXPENDED:				87.0	PERCENT EXPENDED AND ENCUMBERED:						92.8
170 Department Of Planning & Build											
171 City Planning											
2021	050	171	7200	.00	3,542.36	3,542.36	.00	.00	.00	.00	
2021	050	171	7300	.00	2,042.68	1,693.38	349.30	.00	349.30	.00	
2021	050	171	7400	.00	3,696.51	3,696.51	.00	.00	.00	.00	
DIVISION TOTALS:				.00	9,281.55	8,932.25	349.30	.00	349.30	.00	
DEPARTMENT TOTALS:				.00	9,281.55	8,932.25	349.30	.00	349.30	.00	
PERCENT EXPENDED:				96.2	PERCENT EXPENDED AND ENCUMBERED:						96.2
180 Citizens' Complaint Authority											
181 Citizens' Complaint Authority											
2021	050	181	7200	.00	14,733.78	4,433.10	10,300.68	.00	10,300.68	.00	
2021	050	181	7300	.00	14,412.02	14,183.76	228.26	.00	228.26	.00	
2021	050	181	7400	.00	223.78	54.96	168.82	.00	168.82	.00	
DIVISION TOTALS:				.00	29,369.58	18,671.82	10,697.76	.00	10,697.76	.00	
DEPARTMENT TOTALS:				.00	29,369.58	18,671.82	10,697.76	.00	10,697.76	.00	
PERCENT EXPENDED:				63.6	PERCENT EXPENDED AND ENCUMBERED:						63.6
190 Dept Of Public Recreation											
191 Recreation West Region											
2021	050	191	7200	.00	27,352.79	15,648.43	11,704.36	402.05	11,302.31	.00	
2021	050	191	7300	.00	678.26	463.36	214.90	.00	214.90	.00	
DIVISION TOTALS:				.00	28,031.05	16,111.79	11,919.26	402.05	11,517.21	.00	
192 Recreation East Region											
2021	050	192	7200	.00	17,605.87	11,619.97	5,985.90	846.00	5,139.90	.00	
2021	050	192	7300	.00	4,566.02	568.06	3,997.96	.00	3,997.96	.00	
2021	050	192	7400	.00	45.64	.00	45.64	.00	45.64	.00	
DIVISION TOTALS:				.00	22,217.53	12,188.03	10,029.50	846.00	9,183.50	.00	
193 Recreation Central Region											
2021	050	193	7200	.00	61,223.99	50,620.07	10,603.92	55.00	10,548.92	.00	
2021	050	193	7300	.00	2,660.36	236.60	2,423.76	.00	2,423.76	.00	
DIVISION TOTALS:				.00	63,884.35	50,856.67	13,027.68	55.00	12,972.68	.00	
194 Recreation Maintenance											
2021	050	194	7200	.00	27,220.45	12,497.97	14,722.48	.00	14,722.48	.00	
2021	050	194	7300	.00	68,062.78	52,822.82	15,239.96	.00	15,239.96	.00	
2021	050	194	7400	.00	2,079.17	1,037.98	1,041.19	.00	1,041.19	.00	
DIVISION TOTALS:				.00	97,362.40	66,358.77	31,003.63	.00	31,003.63	.00	
197 Recreation Athletics											
2021	050	197	7200	.00	28,398.48	11,352.63	17,045.85	230.10	16,815.75	.00	
2021	050	197	7300	.00	5,496.78	.00	5,496.78	.00	5,496.78	.00	
DIVISION TOTALS:				.00	33,895.26	11,352.63	22,542.63	230.10	22,312.53	.00	

050 199
 RUN DATE: 06/10/2022
 RUN TIME: 08.17.50

CITY OF CINCINNATI - DEPARTMENT OF FINANCE
 DIVISION OF ACCOUNTS AND AUDITS
 STATEMENT OF BALANCES
 APPROPRIATED FUNDS
 AS OF 05 / 31 / 2022

PGM ID: CFSFA104
 PAGE: 18

FY	FND	AGY	OBJT	ORIGINAL AUTHORIZATION	ADJUSTED AUTHORIZATION	EXPENDITURES AMOUNT	UNEXPENDED BALANCE	ENCUMBRANCE AMOUNT	UNENCUMBERED BALANCE	PRE-ENCUMBERED AMOUNT
199 Recreation Administration										
2021	050	199	7200	.00	8,552.75	3,825.25	4,727.50	.00	4,727.50	.00
2021	050	199	7300	.00	2,691.58	937.88	1,753.70	7.80	1,745.90	.00
2021	050	199	7400	.00	6,636.14	6,636.14	.00	.00	.00	.00
DIVISION TOTALS:				.00	17,880.47	11,399.27	6,481.20	7.80	6,473.40	.00
DEPARTMENT TOTALS:				.00	263,271.06	168,267.16	95,003.90	1,540.95	93,462.95	.00
PERCENT EXPENDED: 63.9				PERCENT EXPENDED AND ENCUMBERED: 64.5						
200 Department Of Parks										
202 Parks, Operations & Facility Mgmt										
2021	050	202	7200	.00	213,735.29	152,738.47	60,996.82	.00	60,996.82	.00
2021	050	202	7300	.00	111,115.32	88,095.05	23,020.27	.00	23,020.27	.00
2021	050	202	7400	.00	8,346.05	4,346.54	3,999.51	.00	3,999.51	.00
DIVISION TOTALS:				.00	333,196.66	245,180.06	88,016.60	.00	88,016.60	.00
203 Parks, Adm & Program Services										
2021	050	203	7200	.00	20,672.98	20,279.64	393.34	.00	393.34	.00
2021	050	203	7300	.00	29,523.34	25,107.12	4,416.22	.00	4,416.22	.00
DIVISION TOTALS:				.00	50,196.32	45,386.76	4,809.56	.00	4,809.56	.00
DEPARTMENT TOTALS:				.00	383,392.98	290,566.82	92,826.16	.00	92,826.16	.00
PERCENT EXPENDED: 75.8				PERCENT EXPENDED AND ENCUMBERED: 75.8						
210 Dept Of Bldgs & Inspections										
211 Bldg & Inspections, Director										
2021	050	211	7200	.00	17,330.54	4,130.54	13,200.00	13,200.00	.00	.00
2021	050	211	7300	.00	23,900.42	10,692.17	13,208.25	12,531.77	676.48	.00
2021	050	211	7400	.00	19,346.10	17,424.15	1,921.95	.00	1,921.95	.00
DIVISION TOTALS:				.00	60,577.06	32,246.86	28,330.20	25,731.77	2,598.43	.00
212 Bldg & Inspections, Licenses & Permits										
2021	050	212	7200	.00	18,574.18	4,420.44	14,153.74	14,153.74	.00	.00
2021	050	212	7300	.00	15,309.59	10,498.85	4,810.74	3,574.20	1,236.54	.00
2021	050	212	7400	.00	246.89	246.89	.00	.00	.00	.00
DIVISION TOTALS:				.00	34,130.66	15,166.18	18,964.48	17,727.94	1,236.54	.00
DEPARTMENT TOTALS:				.00	94,707.72	47,413.04	47,294.68	43,459.71	3,834.97	.00
PERCENT EXPENDED: 50.1				PERCENT EXPENDED AND ENCUMBERED: 96.0						
220 Open										
222 Department Of Police										
2021	050	222	7200	.00	811,927.16	361,088.28	450,838.88	340,510.00	110,328.88	.00
2021	050	222	7300	.00	1,264,356.36	954,576.80	309,779.56	251,721.15	58,058.41	.00
2021	050	222	7400	.00	63,765.83	37,542.07	26,223.76	.00	26,223.76	.00
DIVISION TOTALS:				.00	2,140,049.35	1,353,207.15	786,842.20	592,231.15	194,611.05	.00
225 Police - Investigations										
2021	050	225	7200	.00	163,595.05	79,377.70	84,217.35	.00	84,217.35	.00
2021	050	225	7300	.00	17,491.10	8,257.36	9,233.74	.00	9,233.74	.00
2021	050	225	7400	.00	7,519.53	5,388.99	2,130.54	.00	2,130.54	.00
DIVISION TOTALS:				.00	188,605.68	93,024.05	95,581.63	.00	95,581.63	.00

050 226
 RUN DATE: 06/10/2022
 RUN TIME: 08.17.50

CITY OF CINCINNATI - DEPARTMENT OF FINANCE
 DIVISION OF ACCOUNTS AND AUDITS
 STATEMENT OF BALANCES
 APPROPRIATED FUNDS
 AS OF 05 / 31 / 2022

PGM ID: CFSFA104
 PAGE: 19

FY	FND	AGY	OBJT	ORIGINAL AUTHORIZATION	ADJUSTED AUTHORIZATION	EXPENDITURES AMOUNT	UNEXPENDED BALANCE	ENCUMBRANCE AMOUNT	UNENCUMBERED BALANCE	PRE-ENCUMBERED AMOUNT
226 Police - Support										
2021	050	226	7200	.00	598,374.70	526,651.01	71,723.69	.00	71,723.69	.00
2021	050	226	7300	.00	318,010.85	286,006.70	32,004.15	.00	32,004.15	.00
2021	050	226	7400	.00	89,524.12	50,711.80	38,812.32	.00	38,812.32	.00
DIVISION TOTALS:				.00	1,005,909.67	863,369.51	142,540.16	.00	142,540.16	.00
227 Police - Administration										
2021	050	227	7200	.00	46,644.09	10,302.84	36,341.25	.00	36,341.25	.00
2021	050	227	7300	.00	56,681.09	44,500.00	12,181.09	.00	12,181.09	.00
2021	050	227	7400	.00	2,638.75	564.13	2,074.62	.00	2,074.62	.00
DIVISION TOTALS:				.00	105,963.93	55,366.97	50,596.96	.00	50,596.96	.00
228 Police - Resource Bureau										
2021	050	228	7200	.00	5,839.00	1,770.97	4,068.03	.00	4,068.03	.00
2021	050	228	7400	.00	200.56	.00	200.56	.00	200.56	.00
DIVISION TOTALS:				.00	6,039.56	1,770.97	4,268.59	.00	4,268.59	.00
DEPARTMENT TOTALS:				.00	3,446,568.19	2,366,738.65	1,079,829.54	592,231.15	487,598.39	.00
PERCENT EXPENDED: 68.7				PERCENT EXPENDED AND ENCUMBERED: 85.9						
230 Dept Of Transportation & Engin										
231 Trans & Eng, Director										
2021	050	231	7200	.00	1,300.00	1,300.00	.00	.00	.00	.00
2021	050	231	7300	.00	4,133.06	2,982.79	1,150.27	.00	1,150.27	.00
DIVISION TOTALS:				.00	5,433.06	4,282.79	1,150.27	.00	1,150.27	.00
232 Div Of Transportation Planning										
2021	050	232	7200	.00	53.33	.00	53.33	.00	53.33	.00
DIVISION TOTALS:				.00	53.33	.00	53.33	.00	53.33	.00
233 Division Of Engineering										
2021	050	233	7200	.00	181.52	149.35	32.17	.00	32.17	.00
2021	050	233	7400	.00	741.98	380.37	361.61	.00	361.61	.00
DIVISION TOTALS:				.00	923.50	529.72	393.78	.00	393.78	.00
239 Division Of Traffic Engineer										
2021	050	239	7200	.00	248,927.41	157,089.61	91,837.80	.00	91,837.80	.00
DIVISION TOTALS:				.00	248,927.41	157,089.61	91,837.80	.00	91,837.80	.00
DEPARTMENT TOTALS:				.00	255,337.30	161,902.12	93,435.18	.00	93,435.18	.00
PERCENT EXPENDED: 63.4				PERCENT EXPENDED AND ENCUMBERED: 63.4						
250 Dept Of Public Services										
251 Office Of The Director										
2021	050	251	7200	.00	7,810.24	2,708.00	5,102.24	.00	5,102.24	.00
2021	050	251	7300	.00	10,350.19	7,847.18	2,503.01	.00	2,503.01	.00
2021	050	251	7400	.00	2,335.96	634.81	1,701.15	.00	1,701.15	.00
DIVISION TOTALS:				.00	20,496.39	11,189.99	9,306.40	.00	9,306.40	.00
253 Div Of Neighborhood Operations										
2021	050	253	7200	.00	418,565.90	300,509.52	118,056.38	.00	118,056.38	.00
2021	050	253	7300	.00	11,352.55	7,864.20	3,488.35	.00	3,488.35	.00
2021	050	253	7400	.00	2,079.89	234.94	1,844.95	.00	1,844.95	.00
DIVISION TOTALS:				.00	431,998.34	308,608.66	123,389.68	.00	123,389.68	.00

050 255
 RUN DATE: 06/10/2022
 RUN TIME: 08.17.50

CITY OF CINCINNATI - DEPARTMENT OF FINANCE
 DIVISION OF ACCOUNTS AND AUDITS
 STATEMENT OF BALANCES
 APPROPRIATED FUNDS
 AS OF 05 / 31 / 2022

PGM ID: CFSFA104
 PAGE: 20

FY	FND	AGY	OBJT	ORIGINAL AUTHORIZATION	ADJUSTED AUTHORIZATION	EXPENDITURES AMOUNT	UNEXPENDED BALANCE	ENCUMBRANCE AMOUNT	UNENCUMBERED BALANCE	PRE-ENCUMBERED AMOUNT
255 Div Of City Facility Mgmt										
2021	050	255	7200	.00	127,977.10	88,902.59	39,074.51	4,063.00	35,011.51	.00
2021	050	255	7300	.00	9,458.80	8,595.38	863.42	826.86	36.56	.00
DIVISION TOTALS:				.00	137,435.90	97,497.97	39,937.93	4,889.86	35,048.07	.00
DEPARTMENT TOTALS:				.00	589,930.63	417,296.62	172,634.01	4,889.86	167,744.15	.00
PERCENT EXPENDED: 70.7				PERCENT EXPENDED AND ENCUMBERED: 71.6						
270 Department Of Fire										
271 Fire - Response										
2021	050	271	7200	.00	261,638.21	179,709.97	81,928.24	24,360.00	57,568.24	.00
2021	050	271	7300	.00	523,970.42	450,914.70	73,055.72	38,365.29	34,690.43	.00
2021	050	271	7400	.00	8,676.76	8,146.97	529.79	.00	529.79	.00
DIVISION TOTALS:				.00	794,285.39	638,771.64	155,513.75	62,725.29	92,788.46	.00
272 Fire - Support Services										
2021	050	272	7200	.00	52,755.43	38,412.42	14,343.01	.00	14,343.01	.00
2021	050	272	7300	.00	571,328.25	458,346.16	112,982.09	106,760.02	6,222.07	.00
2021	050	272	7400	.00	18,070.88	6,521.32	11,549.56	.00	11,549.56	.00
DIVISION TOTALS:				.00	642,154.56	503,279.90	138,874.66	106,760.02	32,114.64	.00
DEPARTMENT TOTALS:				.00	1,436,439.95	1,142,051.54	294,388.41	169,485.31	124,903.10	.00
PERCENT EXPENDED: 79.5				PERCENT EXPENDED AND ENCUMBERED: 91.3						
280										
281 Economic Inclusion										
2021	050	281	7200	.00	302,748.14	197,050.00	105,698.14	102,300.00	3,398.14	.00
2021	050	281	7300	.00	6,019.47	2,971.67	3,047.80	.00	3,047.80	.00
2021	050	281	7400	.00	739,439.05	737,525.70	1,913.35	.00	1,913.35	.00
DIVISION TOTALS:				.00	1,048,206.66	937,547.37	110,659.29	102,300.00	8,359.29	.00
DEPARTMENT TOTALS:				.00	1,048,206.66	937,547.37	110,659.29	102,300.00	8,359.29	.00
PERCENT EXPENDED: 89.4				PERCENT EXPENDED AND ENCUMBERED: 99.2						
920 Employee Benefits (Cont)										
923 State Unemployment Comp										
2021	050	923	7500	.00	409,422.69	79,748.26	329,674.43	.00	329,674.43	.00
DIVISION TOTALS:				.00	409,422.69	79,748.26	329,674.43	.00	329,674.43	.00
928 Tuition Reimbursement										
2021	050	928	7400	.00	99,193.94	2,727.00	96,466.94	96,466.94	.00	.00
DIVISION TOTALS:				.00	99,193.94	2,727.00	96,466.94	96,466.94	.00	.00
DEPARTMENT TOTALS:				.00	508,616.63	82,475.26	426,141.37	96,466.94	329,674.43	.00
PERCENT EXPENDED: 16.2				PERCENT EXPENDED AND ENCUMBERED: 35.2						
940 Govt'Al & Prof'Al Services										
941 Audit And Examiner's Fees										
2021	050	941	7200	.00	54,280.70	47,160.00	7,120.70	.00	7,120.70	.00
DIVISION TOTALS:				.00	54,280.70	47,160.00	7,120.70	.00	7,120.70	.00

050 946
 RUN DATE: 06/10/2022
 RUN TIME: 08.17.50

CITY OF CINCINNATI - DEPARTMENT OF FINANCE
 DIVISION OF ACCOUNTS AND AUDITS
 STATEMENT OF BALANCES
 APPROPRIATED FUNDS
 AS OF 05 / 31 / 2022

PGM ID: CFSFA104
 PAGE: 21

FY	FND	AGY	OBJT	ORIGINAL AUTHORIZATION	ADJUSTED AUTHORIZATION	EXPENDITURES AMOUNT	UNEXPENDED BALANCE	ENCUMBRANCE AMOUNT	UNENCUMBERED BALANCE	PRE-ENCUMBERED AMOUNT
946 Election Expense										
2021	050	946	7200	.00	50,510.00	.00	50,510.00	50,510.00	.00	.00
2021	050	946	7400	.00	39,618.00	.00	39,618.00	39,618.00	.00	.00
DIVISION TOTALS:				.00	90,128.00	.00	90,128.00	90,128.00	.00	.00
DEPARTMENT TOTALS:				.00	144,408.70	47,160.00	97,248.70	90,128.00	7,120.70	.00
PERCENT EXPENDED:				32.7	PERCENT EXPENDED AND ENCUMBERED:					
								95.1		
950 Miscellaneous Accounts										
951 Judgments Against The City										
2021	050	951	7400	.00	62,366.29	61,802.45	563.84	.00	563.84	.00
DIVISION TOTALS:				.00	62,366.29	61,802.45	563.84	.00	563.84	.00
952 Enterprise Software and Licenses										
2021	050	952	7200	.00	10,953.00	10,934.00	19.00	.00	19.00	.00
2021	050	952	7400	.00	2,051,548.31	1,984,573.81	66,974.50	63,158.72	3,815.78	.00
DIVISION TOTALS:				.00	2,062,501.31	1,995,507.81	66,993.50	63,158.72	3,834.78	.00
953 Memberships & Publications										
2021	050	953	7200	.00	25,000.00	25,000.00	.00	.00	.00	.00
DIVISION TOTALS:				.00	25,000.00	25,000.00	.00	.00	.00	.00
959 Manager's Office Obligations										
2021	050	959	7200	.00	46,770.40	1,000.00	45,770.40	.00	45,770.40	.00
DIVISION TOTALS:				.00	46,770.40	1,000.00	45,770.40	.00	45,770.40	.00
DEPARTMENT TOTALS:				.00	2,196,638.00	2,083,310.26	113,327.74	63,158.72	50,169.02	.00
PERCENT EXPENDED:				94.8	PERCENT EXPENDED AND ENCUMBERED:					
								97.7		
960 Miscellaneous Accounts (Cont)										
968 Port Authority Gr Cinti Dev										
2021	050	968	7200	.00	700,000.00	700,000.00	.00	.00	.00	.00
DIVISION TOTALS:				.00	700,000.00	700,000.00	.00	.00	.00	.00
DEPARTMENT TOTALS:				.00	700,000.00	700,000.00	.00	.00	.00	.00
PERCENT EXPENDED:				100.0	PERCENT EXPENDED AND ENCUMBERED:					
								100.0		
101 Water Works FUND										
300 Department Of Water Works										
301 Water Works, Business Service										
2021	101	301	7200	.00	446,822.43	354,793.89	92,028.54	91,806.40	222.14	.00
2021	101	301	7300	.00	66,251.29	53,836.64	12,414.65	496.50	11,918.15	.00
2021	101	301	7400	.00	1,710,323.92	361,332.69	1,348,991.23	1,348,869.23	122.00	.00
DIVISION TOTALS:				.00	2,223,397.64	769,963.22	1,453,434.42	1,441,172.13	12,262.29	.00
302 Water Works, Commercial Services										
2021	101	302	7200	.00	1,373,656.05	289,785.52	1,083,870.53	227,197.85	856,672.68	.00
2021	101	302	7300	.00	38,669.67	1,249.66	37,420.01	3,092.50	34,327.51	.00
2021	101	302	7400	.00	10,686.97	262.20	10,424.77	6,877.80	3,546.97	.00
DIVISION TOTALS:				.00	1,423,012.69	291,297.38	1,131,715.31	237,168.15	894,547.16	.00

101 303
 RUN DATE: 06/10/2022
 RUN TIME: 08.17.50

CITY OF CINCINNATI - DEPARTMENT OF FINANCE
 DIVISION OF ACCOUNTS AND AUDITS
 STATEMENT OF BALANCES
 APPROPRIATED FUNDS
 AS OF 05 / 31 / 2022

PGM ID: CFSFA104
 PAGE: 22

FY	FND	AGY	OBJT	ORIGINAL AUTHORIZATION	ADJUSTED AUTHORIZATION	EXPENDITURES AMOUNT	UNEXPENDED BALANCE	ENCUMBRANCE AMOUNT	UNENCUMBERED BALANCE	PRE-ENCUMBERED AMOUNT
303 Water Works, Div Of Supply										
2021	101	303	7200	.00	2,348,851.44	1,227,168.03	1,121,683.41	739,701.86	381,981.55	.00
2021	101	303	7300	.00	548,481.69	247,347.94	301,133.75	278,866.67	22,267.08	.00
2021	101	303	7400	.00	39,552.64	5,763.07	33,789.57	21,272.42	12,517.15	.00
DIVISION TOTALS:				.00	2,936,885.77	1,480,279.04	1,456,606.73	1,039,840.95	416,765.78	.00
304 Water Works, Div Of Distribution										
2021	101	304	7200	.00	1,154,169.24	628,429.90	525,739.34	300,222.31	225,517.03	.00
2021	101	304	7300	.00	178,587.04	102,909.54	75,677.50	28,697.35	46,980.15	.00
2021	101	304	7400	.00	13,319.40	4,706.73	8,612.67	6,000.67	2,612.00	.00
DIVISION TOTALS:				.00	1,346,075.68	736,046.17	610,029.51	334,920.33	275,109.18	.00
305 Div Of Wtr Quality & Treatment										
2021	101	305	7200	.00	235,830.07	78,451.34	157,378.73	115,315.46	42,063.27	.00
2021	101	305	7300	.00	197,714.97	135,725.90	61,989.07	28,795.86	33,193.21	.00
2021	101	305	7400	.00	7,258.00	2,781.00	4,477.00	.00	4,477.00	.00
DIVISION TOTALS:				.00	440,803.04	216,958.24	223,844.80	144,111.32	79,733.48	.00
306 Water Works, Div Of Engineering										
2021	101	306	7200	.00	24,447.27	20,492.15	3,955.12	3,222.82	732.30	.00
2021	101	306	7300	.00	10,949.41	2,198.62	8,750.79	.00	8,750.79	.00
2021	101	306	7400	.00	1,039.00	922.00	117.00	.00	117.00	.00
DIVISION TOTALS:				.00	36,435.68	23,612.77	12,822.91	3,222.82	9,600.09	.00
307 Water Works, Div Of Info Tech										
2021	101	307	7200	.00	300,781.80	146,313.90	154,467.90	103,137.57	51,330.33	.00
2021	101	307	7300	.00	17,823.16	11,287.77	6,535.39	5,956.69	578.70	.00
2021	101	307	7400	.00	1,367,666.46	1,195,062.96	172,603.50	169,828.12	2,775.38	.00
DIVISION TOTALS:				.00	1,686,271.42	1,352,664.63	333,606.79	278,922.38	54,684.41	.00
309 Water Works Debt Service										
2021	101	309	7700	.00	28,750.00	.00	28,750.00	.00	28,750.00	.00
DIVISION TOTALS:				.00	28,750.00	.00	28,750.00	.00	28,750.00	.00
DEPARTMENT TOTALS:				.00	10,121,631.92	4,870,821.45	5,250,810.47	3,479,358.08	1,771,452.39	.00
PERCENT EXPENDED: 48.1				PERCENT EXPENDED AND ENCUMBERED: 82.5						
102 Parking System Facilities FUND										
130 Department Of Finance										
134 Finance, Treasury										
2021	102	134	7200	.00	9,544.63	870.70	8,673.93	.00	8,673.93	.00
DIVISION TOTALS:				.00	9,544.63	870.70	8,673.93	.00	8,673.93	.00
DEPARTMENT TOTALS:				.00	9,544.63	870.70	8,673.93	.00	8,673.93	.00
PERCENT EXPENDED: 9.1				PERCENT EXPENDED AND ENCUMBERED: 9.1						
240 Dept. Of Enterprise Services										
248 Div Of Parking Facilities										
2021	102	248	7200	.00	978,392.70	278,749.20	699,643.50	.00	699,643.50	.00
2021	102	248	7300	.00	758.92	.00	758.92	.00	758.92	.00
2021	102	248	7400	.00	1,958.35	7.68	1,950.67	.00	1,950.67	.00
DIVISION TOTALS:				.00	981,109.97	278,756.88	702,353.09	.00	702,353.09	.00
DEPARTMENT TOTALS:				.00	981,109.97	278,756.88	702,353.09	.00	702,353.09	.00
PERCENT EXPENDED: 28.4				PERCENT EXPENDED AND ENCUMBERED: 28.4						

102 966
 RUN DATE: 06/10/2022
 RUN TIME: 08.17.50

CITY OF CINCINNATI - DEPARTMENT OF FINANCE
 DIVISION OF ACCOUNTS AND AUDITS
 STATEMENT OF BALANCES
 APPROPRIATED FUNDS
 AS OF 05 / 31 / 2022

PGM ID: CFSFA104
 PAGE: 23

FY	FND	AGY	OBJT	ORIGINAL AUTHORIZATION	ADJUSTED AUTHORIZATION	EXPENDITURES AMOUNT	UNEXPENDED BALANCE	ENCUMBRANCE AMOUNT	UNENCUMBERED BALANCE	PRE-ENCUMBERED AMOUNT
960 Miscellaneous Accounts (Cont)										
966 Cincinnati Music Hall										
2021	102	966	7400	.00	25,000.00	25,000.00	.00	.00	.00	.00
DIVISION TOTALS:				.00	25,000.00	25,000.00	.00	.00	.00	.00
DEPARTMENT TOTALS:				.00	25,000.00	25,000.00	.00	.00	.00	.00
PERCENT EXPENDED: 100.0				PERCENT EXPENDED AND ENCUMBERED: 100.0						
103 Convention-Exposition Center FUND										
240 Dept. Of Enterprise Services										
243 Duke Energy Center										
2021	103	243	7200	.00	282,026.22	.00	282,026.22	.00	282,026.22	.00
DIVISION TOTALS:				.00	282,026.22	.00	282,026.22	.00	282,026.22	.00
DEPARTMENT TOTALS:				.00	282,026.22	.00	282,026.22	.00	282,026.22	.00
PERCENT EXPENDED: .0				PERCENT EXPENDED AND ENCUMBERED: .0						
104 General Aviation FUND										
230 Dept Of Transportation & Engin										
234 Div Of Aviation										
2021	104	234	7200	.00	110,724.01	80,140.79	30,583.22	1,816.53	28,766.69	.00
2021	104	234	7300	.00	8,013.21	633.98	7,379.23	407.56	6,971.67	.00
2021	104	234	7400	.00	1,222.75	325.51	897.24	.00	897.24	.00
DIVISION TOTALS:				.00	119,959.97	81,100.28	38,859.69	2,224.09	36,635.60	.00
DEPARTMENT TOTALS:				.00	119,959.97	81,100.28	38,859.69	2,224.09	36,635.60	.00
PERCENT EXPENDED: 67.6				PERCENT EXPENDED AND ENCUMBERED: 69.5						
105 Municipal Golf FUND										
190 Dept Of Public Recreation										
195 Recreation Golf										
2021	105	195	7200	.00	37,013.61	9,020.73	27,992.88	16,985.50	11,007.38	.00
2021	105	195	7400	.00	6,137.98	2,709.33	3,428.65	3,428.65	.00	.00
DIVISION TOTALS:				.00	43,151.59	11,730.06	31,421.53	20,414.15	11,007.38	.00
DEPARTMENT TOTALS:				.00	43,151.59	11,730.06	31,421.53	20,414.15	11,007.38	.00
PERCENT EXPENDED: 27.2				PERCENT EXPENDED AND ENCUMBERED: 74.5						
107 Stormwater Management FUND										
200 Department Of Parks										
202 Parks, Operations & Facility Mgmt										
2021	107	202	7200	.00	7,000.00	7,000.00	.00	.00	.00	.00
DIVISION TOTALS:				.00	7,000.00	7,000.00	.00	.00	.00	.00
DEPARTMENT TOTALS:				.00	7,000.00	7,000.00	.00	.00	.00	.00
PERCENT EXPENDED: 100.0				PERCENT EXPENDED AND ENCUMBERED: 100.0						

107 212
 RUN DATE: 06/10/2022
 RUN TIME: 08.17.50

CITY OF CINCINNATI - DEPARTMENT OF FINANCE
 DIVISION OF ACCOUNTS AND AUDITS
 STATEMENT OF BALANCES
 APPROPRIATED FUNDS
 AS OF 05 / 31 / 2022

PGM ID: CFSFA104
 PAGE: 24

FY	FND	AGY	OBJT	ORIGINAL AUTHORIZATION	ADJUSTED AUTHORIZATION	EXPENDITURES AMOUNT	UNEXPENDED BALANCE	ENCUMBRANCE AMOUNT	UNENCUMBERED BALANCE	PRE-ENCUMBERED AMOUNT
210 Dept Of Bldgs & Inspections										
212 Bldg & Inspections, Licenses & Permits										
2021	107	212	7100	.00	710.80	710.80	.00	.00	.00	.00
2021	107	212	7200	.00	268,764.87	235,471.36	33,293.51	6,000.00	27,293.51	.00
2021	107	212	7300	.00	1,785.52	.00	1,785.52	.00	1,785.52	.00
DIVISION TOTALS:				.00	271,261.19	236,182.16	35,079.03	6,000.00	29,079.03	.00
DEPARTMENT TOTALS:				.00	271,261.19	236,182.16	35,079.03	6,000.00	29,079.03	.00
PERCENT EXPENDED: 87.1				PERCENT EXPENDED AND ENCUMBERED: 89.3						
250 Dept Of Public Services										
253 Div Of Neighborhood Operations										
2021	107	253	7200	.00	418,366.49	365,024.99	53,341.50	.00	53,341.50	.00
2021	107	253	7300	.00	57,150.47	42,411.43	14,739.04	.00	14,739.04	.00
2021	107	253	7400	.00	.01	.00	.01	.00	.01	.00
DIVISION TOTALS:				.00	475,516.97	407,436.42	68,080.55	.00	68,080.55	.00
DEPARTMENT TOTALS:				.00	475,516.97	407,436.42	68,080.55	.00	68,080.55	.00
PERCENT EXPENDED: 85.7				PERCENT EXPENDED AND ENCUMBERED: 85.7						
310 Open										
311 Stormwater Management Utility										
2021	107	311	7200	.00	1,734,768.84	1,458,909.58	275,859.26	114,133.49	161,725.77	.00
2021	107	311	7300	.00	40,137.16	30,583.54	9,553.62	.00	9,553.62	.00
2021	107	311	7400	.00	32,210.03	25,836.13	6,373.90	4,016.25	2,357.65	.00
2021	107	311	7600	.00	170,319.06	141,546.98	28,772.08	28,772.08	.00	.00
DIVISION TOTALS:				.00	1,977,435.09	1,656,876.23	320,558.86	146,921.82	173,637.04	.00
DEPARTMENT TOTALS:				.00	1,977,435.09	1,656,876.23	320,558.86	146,921.82	173,637.04	.00
PERCENT EXPENDED: 83.8				PERCENT EXPENDED AND ENCUMBERED: 91.2						
151 Bond Retirement - City FUND										
130 Department Of Finance										
134 Finance, Treasury										
2021	151	134	7200	.00	82,888.90	42,473.93	40,414.97	.00	40,414.97	.00
2021	151	134	7300	.00	1,724.64	1,724.64	.00	.00	.00	.00
DIVISION TOTALS:				.00	84,613.54	44,198.57	40,414.97	.00	40,414.97	.00
DEPARTMENT TOTALS:				.00	84,613.54	44,198.57	40,414.97	.00	40,414.97	.00
PERCENT EXPENDED: 52.2				PERCENT EXPENDED AND ENCUMBERED: 52.2						
301 Street Const Maintenance & Rep FUND										
200 Department Of Parks										
202 Parks, Operations & Facility Mgmt										
2021	301	202	7200	.00	10,000.00	10,000.00	.00	.00	.00	.00
2021	301	202	7300	.00	13,853.57	12,432.27	1,421.30	.00	1,421.30	.00
DIVISION TOTALS:				.00	23,853.57	22,432.27	1,421.30	.00	1,421.30	.00
DEPARTMENT TOTALS:				.00	23,853.57	22,432.27	1,421.30	.00	1,421.30	.00
PERCENT EXPENDED: 94.0				PERCENT EXPENDED AND ENCUMBERED: 94.0						

301 238
 RUN DATE: 06/10/2022
 RUN TIME: 08.17.50

CITY OF CINCINNATI - DEPARTMENT OF FINANCE
 DIVISION OF ACCOUNTS AND AUDITS
 STATEMENT OF BALANCES
 APPROPRIATED FUNDS
 AS OF 05 / 31 / 2022

PGM ID: CFSFA104
 PAGE: 25

FY	FND	AGY	OBJT	ORIGINAL AUTHORIZATION	ADJUSTED AUTHORIZATION	EXPENDITURES AMOUNT	UNEXPENDED BALANCE	ENCUMBRANCE AMOUNT	UNENCUMBERED BALANCE	PRE-ENCUMBERED AMOUNT
230 Dept Of Transportation & Engin										
238 Division Of Traffic Services										
2021	301	238	7200	.00	39,927.99	2,291.35	37,636.64	3,382.45	34,254.19	.00
2021	301	238	7300	.00	46,202.12	24,862.10	21,340.02	14,097.06	7,242.96	.00
2021	301	238	7400	.00	443.20	296.29	146.91	.00	146.91	.00
DIVISION TOTALS:				.00	86,573.31	27,449.74	59,123.57	17,479.51	41,644.06	.00
239 Division Of Traffic Engineer										
2021	301	239	7200	.00	232,347.87	28,390.35	203,957.52	.00	203,957.52	.00
DIVISION TOTALS:				.00	232,347.87	28,390.35	203,957.52	.00	203,957.52	.00
DEPARTMENT TOTALS:				.00	318,921.18	55,840.09	263,081.09	17,479.51	245,601.58	.00
PERCENT EXPENDED:				17.5	PERCENT EXPENDED AND ENCUMBERED:					
								23.0		
250 Dept Of Public Services										
252 Traffic And Road Operations										
2021	301	252	7200	.00	630,089.63	111,513.50	518,576.13	430,692.05	87,884.08	.00
2021	301	252	7300	.00	538,698.34	72,366.01	466,332.33	332,630.55	133,701.78	.00
2021	301	252	7400	.00	2,998.35	1,583.88	1,414.47	.00	1,414.47	.00
2021	301	252	7600	.00	100,000.00	41,451.69	58,548.31	58,548.31	.00	.00
DIVISION TOTALS:				.00	1,271,786.32	226,915.08	1,044,871.24	821,870.91	223,000.33	.00
253 Div Of Neighborhood Operations										
2021	301	253	7200	.00	125,492.82	58,439.67	67,053.15	.00	67,053.15	.00
2021	301	253	7300	.00	20,044.31	18,655.94	1,388.37	.00	1,388.37	.00
2021	301	253	7400	.00	307.41	14.26	293.15	.00	293.15	.00
DIVISION TOTALS:				.00	145,844.54	77,109.87	68,734.67	.00	68,734.67	.00
DEPARTMENT TOTALS:				.00	1,417,630.86	304,024.95	1,113,605.91	821,870.91	291,735.00	.00
PERCENT EXPENDED:				21.4	PERCENT EXPENDED AND ENCUMBERED:					
								79.4		
302 Income Tax Infrastructure FUND										
100 Office Of The City Manager										
102 Office Of Budget & Evaluation										
2021	302	102	7400	.00	153.04	25.39	127.65	.00	127.65	.00
DIVISION TOTALS:				.00	153.04	25.39	127.65	.00	127.65	.00
DEPARTMENT TOTALS:				.00	153.04	25.39	127.65	.00	127.65	.00
PERCENT EXPENDED:				16.6	PERCENT EXPENDED AND ENCUMBERED:					
								16.6		
190 Dept Of Public Recreation										
194 Recreation Maintenance										
2021	302	194	7200	.00	4,112.66	.00	4,112.66	.00	4,112.66	.00
2021	302	194	7300	.00	7,922.20	2,974.20	4,948.00	.00	4,948.00	.00
DIVISION TOTALS:				.00	12,034.86	2,974.20	9,060.66	.00	9,060.66	.00
DEPARTMENT TOTALS:				.00	12,034.86	2,974.20	9,060.66	.00	9,060.66	.00
PERCENT EXPENDED:				24.7	PERCENT EXPENDED AND ENCUMBERED:					
								24.7		
230 Dept Of Transportation & Engin										
232 Div Of Transportation Planning										
2021	302	232	7200	.00	18,029.70	4,563.94	13,465.76	.00	13,465.76	.00
2021	302	232	7300	.00	373.02	.00	373.02	.00	373.02	.00
DIVISION TOTALS:				.00	18,402.72	4,563.94	13,838.78	.00	13,838.78	.00

302 233
 RUN DATE: 06/10/2022
 RUN TIME: 08.17.50

CITY OF CINCINNATI - DEPARTMENT OF FINANCE
 DIVISION OF ACCOUNTS AND AUDITS
 STATEMENT OF BALANCES
 APPROPRIATED FUNDS
 AS OF 05 / 31 / 2022

PGM ID: CFSFA104
 PAGE: 26

FY	FND	AGY	OBJT	ORIGINAL AUTHORIZATION	ADJUSTED AUTHORIZATION	EXPENDITURES AMOUNT	UNEXPENDED BALANCE	ENCUMBRANCE AMOUNT	UNENCUMBERED BALANCE	PRE-ENCUMBERED AMOUNT
233 Division Of Engineering										
2021	302	233	7200	.00	644.19	643.99	.20	.00	.20	.00
2021	302	233	7300	.00	2,200.58	358.04	1,842.54	.00	1,842.54	.00
2021	302	233	7400	.00	11,200.00	11,200.00	.00	.00	.00	.00
DIVISION TOTALS:				.00	14,044.77	12,202.03	1,842.74	.00	1,842.74	.00
238 Division of Traffic Services										
2021	302	238	7200	.00	9,877.49	.00	9,877.49	.00	9,877.49	.00
2021	302	238	7300	.00	68,170.47	62,279.44	5,891.03	5,865.59	25.44	.00
2021	302	238	7400	.00	11,251.11	10,275.62	975.49	.00	975.49	.00
DIVISION TOTALS:				.00	89,299.07	72,555.06	16,744.01	5,865.59	10,878.42	.00
239 Division Of Traffic Engineer										
2021	302	239	7300	.00	690.01	240.00	450.01	.00	450.01	.00
2021	302	239	7400	.00	1,250.74	188.82	1,061.92	.00	1,061.92	.00
DIVISION TOTALS:				.00	1,940.75	428.82	1,511.93	.00	1,511.93	.00
DEPARTMENT TOTALS:				.00	123,687.31	89,749.85	33,937.46	5,865.59	28,071.87	.00
PERCENT EXPENDED:				72.6	PERCENT EXPENDED AND ENCUMBERED:					
								77.3		
250 Dept Of Public Services										
251 Office Of The Director										
2021	302	251	7200	.00	18,270.74	17,000.00	1,270.74	.00	1,270.74	.00
2021	302	251	7300	.00	1,101.76	156.50	945.26	.00	945.26	.00
2021	302	251	7400	.00	992.01	198.03	793.98	.00	793.98	.00
DIVISION TOTALS:				.00	20,364.51	17,354.53	3,009.98	.00	3,009.98	.00
252 Traffic And Road Operations										
2021	302	252	7200	.00	83,000.00	21,622.21	61,377.79	61,377.79	.00	.00
2021	302	252	7300	.00	471.86	134.10	337.76	.00	337.76	.00
DIVISION TOTALS:				.00	83,471.86	21,756.31	61,715.55	61,377.79	337.76	.00
255 Div Of City Facility Mgmt										
2021	302	255	7200	.00	143,407.86	133,607.58	9,800.28	5,535.94	4,264.34	.00
2021	302	255	7300	.00	23,544.04	19,014.08	4,529.96	1,385.31	3,144.65	.00
2021	302	255	7400	.00	1,599.87	507.86	1,092.01	.00	1,092.01	.00
DIVISION TOTALS:				.00	168,551.77	153,129.52	15,422.25	6,921.25	8,501.00	.00
DEPARTMENT TOTALS:				.00	272,388.14	192,240.36	80,147.78	68,299.04	11,848.74	.00
PERCENT EXPENDED:				70.6	PERCENT EXPENDED AND ENCUMBERED:					
								95.7		
303 Parking Meter FUND										
130 Department Of Finance										
134 Finance, Treasury										
2021	303	134	7200	.00	5,000.00	.00	5,000.00	.00	5,000.00	.00
DIVISION TOTALS:				.00	5,000.00	.00	5,000.00	.00	5,000.00	.00
DEPARTMENT TOTALS:				.00	5,000.00	.00	5,000.00	.00	5,000.00	.00
PERCENT EXPENDED:				.0	PERCENT EXPENDED AND ENCUMBERED:					
							.0			

303 248
 RUN DATE: 06/10/2022
 RUN TIME: 08.17.50

CITY OF CINCINNATI - DEPARTMENT OF FINANCE
 DIVISION OF ACCOUNTS AND AUDITS
 STATEMENT OF BALANCES
 APPROPRIATED FUNDS
 AS OF 05 / 31 / 2022

PGM ID: CFSFA104
 PAGE: 27

FY	FND	AGY	OBJT	ORIGINAL AUTHORIZATION	ADJUSTED AUTHORIZATION	EXPENDITURES AMOUNT	UNEXPENDED BALANCE	ENCUMBRANCE AMOUNT	UNENCUMBERED BALANCE	PRE-ENCUMBERED AMOUNT
240 Dept. Of Enterprise Services										
248 Div Of Parking Facilities										
2021	303	248	7200	.00	563,336.12	50,407.55	512,928.57	.00	512,928.57	.00
2021	303	248	7300	.00	27,151.03	3,660.00	23,491.03	.00	23,491.03	.00
2021	303	248	7400	.00	153.29	30.73	122.56	.00	122.56	.00
DIVISION TOTALS:				.00	590,640.44	54,098.28	536,542.16	.00	536,542.16	.00
DEPARTMENT TOTALS:				.00	590,640.44	54,098.28	536,542.16	.00	536,542.16	.00
PERCENT EXPENDED:				9.2	PERCENT EXPENDED AND ENCUMBERED:					
								9.2		
306 Municipal Motor Vehicle Lic Tx FUND										
230 Dept Of Transportation & Engin										
238 Division of Traffic Services										
2021	306	238	7300	.00	4,795.00	.00	4,795.00	4,795.00	.00	.00
DIVISION TOTALS:				.00	4,795.00	.00	4,795.00	4,795.00	.00	.00
DEPARTMENT TOTALS:				.00	4,795.00	.00	4,795.00	4,795.00	.00	.00
PERCENT EXPENDED:				.0	PERCENT EXPENDED AND ENCUMBERED:					
								100.0		
250 Dept Of Public Services										
252 Traffic And Road Operations										
2021	306	252	7200	.00	229,179.16	1,075.93	228,103.23	217,000.00	11,103.23	.00
2021	306	252	7300	.00	85,339.89	81,969.01	3,370.88	720.00	2,650.88	.00
2021	306	252	7400	.00	1,557.41	522.57	1,034.84	.00	1,034.84	.00
DIVISION TOTALS:				.00	316,076.46	83,567.51	232,508.95	217,720.00	14,788.95	.00
DEPARTMENT TOTALS:				.00	316,076.46	83,567.51	232,508.95	217,720.00	14,788.95	.00
PERCENT EXPENDED:				26.4	PERCENT EXPENDED AND ENCUMBERED:					
								95.3		
318 Sawyer Point FUND										
200 Department Of Parks										
202 Parks, Operations & Facility Mgmt										
2021	318	202	7200	.00	54,172.80	15,480.50	38,692.30	60.00	38,632.30	.00
2021	318	202	7300	.00	29,154.29	12,128.79	17,025.50	.00	17,025.50	.00
2021	318	202	7400	.00	175.66	175.66	.00	.00	.00	.00
DIVISION TOTALS:				.00	83,502.75	27,784.95	55,717.80	60.00	55,657.80	.00
DEPARTMENT TOTALS:				.00	83,502.75	27,784.95	55,717.80	60.00	55,657.80	.00
PERCENT EXPENDED:				33.3	PERCENT EXPENDED AND ENCUMBERED:					
								33.3		
323 Recreation Special Activities FUND										
190 Dept Of Public Recreation										
191 Recreation West Region										
2021	323	191	7200	.00	8,530.70	1,231.00	7,299.70	.00	7,299.70	.00
2021	323	191	7300	.00	3,920.63	3,875.53	45.10	23.00	22.10	.00
DIVISION TOTALS:				.00	12,451.33	5,106.53	7,344.80	23.00	7,321.80	.00
192 Recreation East Region										
2021	323	192	7200	.00	17,425.09	845.00	16,580.09	2,415.00	14,165.09	.00
2021	323	192	7300	.00	4,950.16	4,898.76	51.40	.00	51.40	.00
DIVISION TOTALS:				.00	22,375.25	5,743.76	16,631.49	2,415.00	14,216.49	.00

323 193
 RUN DATE: 06/10/2022
 RUN TIME: 08.17.50

CITY OF CINCINNATI - DEPARTMENT OF FINANCE
 DIVISION OF ACCOUNTS AND AUDITS
 STATEMENT OF BALANCES
 APPROPRIATED FUNDS
 AS OF 05 / 31 / 2022

PGM ID: CFSFA104
 PAGE: 28

FY	FND	AGY	OBJT	ORIGINAL AUTHORIZATION	ADJUSTED AUTHORIZATION	EXPENDITURES AMOUNT	UNEXPENDED BALANCE	ENCUMBRANCE AMOUNT	UNENCUMBERED BALANCE	PRE-ENCUMBERED AMOUNT
193 Recreation Central Region										
2021	323	193	7200	.00	7,412.71	113.00	7,299.71	.00	7,299.71	.00
2021	323	193	7300	.00	4,081.44	3,594.61	486.83	.00	486.83	.00
DIVISION TOTALS:				.00	11,494.15	3,707.61	7,786.54	.00	7,786.54	.00
197 Recreation Athletics										
2021	323	197	7200	.00	66,042.71	8,164.76	57,877.95	.00	57,877.95	.00
2021	323	197	7300	.00	13,543.84	13,491.74	52.10	.00	52.10	.00
2021	323	197	7400	.00	3,884.95	2,860.00	1,024.95	.00	1,024.95	.00
DIVISION TOTALS:				.00	83,471.50	24,516.50	58,955.00	.00	58,955.00	.00
DEPARTMENT TOTALS:				.00	129,792.23	39,074.40	90,717.83	2,438.00	88,279.83	.00
PERCENT EXPENDED:				30.1	PERCENT EXPENDED AND ENCUMBERED:					
								32.0		
329 Cincinnati Riverfront Park FUND										
200 Department Of Parks										
202 Parks, Operations & Facility Mgmt										
2021	329	202	7200	.00	8,999.32	7,379.50	1,619.82	.00	1,619.82	.00
2021	329	202	7300	.00	30,856.20	21,293.98	9,562.22	.00	9,562.22	.00
DIVISION TOTALS:				.00	39,855.52	28,673.48	11,182.04	.00	11,182.04	.00
203 Parks, Adm & Program Services										
2021	329	203	7200	.00	6,250.00	5,480.00	770.00	770.00	.00	.00
DIVISION TOTALS:				.00	6,250.00	5,480.00	770.00	770.00	.00	.00
DEPARTMENT TOTALS:				.00	46,105.52	34,153.48	11,952.04	770.00	11,182.04	.00
PERCENT EXPENDED:				74.1	PERCENT EXPENDED AND ENCUMBERED:					
								75.7		
347 Hazard Abatement Fund FUND										
210 Dept Of Bldgs & Inspections										
212 Bldg & Inspections, Licenses & Permits										
2021	347	212	7200	.00	86,382.24	11,012.95	75,369.29	75,269.29	100.00	.00
2021	347	212	7300	.00	9,970.50	9,970.50	.00	.00	.00	.00
DIVISION TOTALS:				.00	96,352.74	20,983.45	75,369.29	75,269.29	100.00	.00
DEPARTMENT TOTALS:				.00	96,352.74	20,983.45	75,369.29	75,269.29	100.00	.00
PERCENT EXPENDED:				21.8	PERCENT EXPENDED AND ENCUMBERED:					
								99.9		
364 911 Cell Phone Fees FUND										
090 Enterprise Technology Solution										
091 Enterprise Technology Solutions										
2021	364	091	7200	.00	598.00	598.00	.00	.00	.00	.00
2021	364	091	7400	.00	166.05	166.05	.00	.00	.00	.00
DIVISION TOTALS:				.00	764.05	764.05	.00	.00	.00	.00
DEPARTMENT TOTALS:				.00	764.05	764.05	.00	.00	.00	.00
PERCENT EXPENDED:				100.0	PERCENT EXPENDED AND ENCUMBERED:					
								100.0		

364 103
 RUN DATE: 06/10/2022
 RUN TIME: 08.17.50

CITY OF CINCINNATI - DEPARTMENT OF FINANCE
 DIVISION OF ACCOUNTS AND AUDITS
 STATEMENT OF BALANCES
 APPROPRIATED FUNDS
 AS OF 05 / 31 / 2022

PGM ID: CFSFA104
 PAGE: 29

FY	FND	AGY	OBJT	ORIGINAL AUTHORIZATION	ADJUSTED AUTHORIZATION	EXPENDITURES AMOUNT	UNEXPENDED BALANCE	ENCUMBRANCE AMOUNT	UNENCUMBERED BALANCE	PRE-ENCUMBERED AMOUNT
100 Office Of The City Manager										
103 Emergency Communications										
2021	364	103	7200	.00	23,400.00	16,372.68	7,027.32	2,000.00	5,027.32	.00
2021	364	103	7300	.00	433,613.40	332,004.69	101,608.71	100,000.01	1,608.70	.00
2021	364	103	7400	.00	51,750.00	1,785.60	49,964.40	49,750.00	214.40	.00
DIVISION TOTALS:				.00	508,763.40	350,162.97	158,600.43	151,750.01	6,850.42	.00
DEPARTMENT TOTALS:				.00	508,763.40	350,162.97	158,600.43	151,750.01	6,850.42	.00
PERCENT EXPENDED: 68.8				PERCENT EXPENDED AND ENCUMBERED: 98.7						
377 Citizen Safety FUND										
250 Dept Of Public Services										
253 Div Of Neighborhood Operations										
2021	377	253	7200	.00	31,266.08	26,324.56	4,941.52	.00	4,941.52	.00
DIVISION TOTALS:				.00	31,266.08	26,324.56	4,941.52	.00	4,941.52	.00
DEPARTMENT TOTALS:				.00	31,266.08	26,324.56	4,941.52	.00	4,941.52	.00
PERCENT EXPENDED: 84.2				PERCENT EXPENDED AND ENCUMBERED: 84.2						
395 Community Health Center FUND										
260 Department Of Public Health										
264 Primary Health Care - S.P.										
2021	395	264	7200	.00	210.00	107.50	102.50	.00	102.50	.00
2021	395	264	7300	.00	74.70	.00	74.70	74.70	.00	.00
DIVISION TOTALS:				.00	284.70	107.50	177.20	74.70	102.50	.00
265 Primary Health Care - H.C.										
2021	395	265	7200	.00	767,538.22	260,048.12	507,490.10	46,182.98	461,307.12	.00
2021	395	265	7300	.00	208,653.57	48,788.35	159,865.22	24,567.88	135,297.34	.00
2021	395	265	7400	.00	289,668.85	67,124.51	222,544.34	72,360.00	150,184.34	.00
DIVISION TOTALS:				.00	1,265,860.64	375,960.98	889,899.66	143,110.86	746,788.80	.00
266 School & Adolescent Health										
2021	395	266	7200	.00	177,903.00	35,981.71	141,921.29	6,907.35	135,013.94	.00
2021	395	266	7300	.00	32,754.52	7,355.02	25,399.50	16,284.18	9,115.32	.00
2021	395	266	7400	.00	59,015.90	13,543.19	45,472.71	.00	45,472.71	.00
DIVISION TOTALS:				.00	269,673.42	56,879.92	212,793.50	23,191.53	189,601.97	.00
DEPARTMENT TOTALS:				.00	1,535,818.76	432,948.40	1,102,870.36	166,377.09	936,493.27	.00
PERCENT EXPENDED: 28.2				PERCENT EXPENDED AND ENCUMBERED: 39.0						
416 Cincinnati Health District FUND										
260 Department Of Public Health										
261 Health, Office Of The Commissioner										
2021	416	261	7200	.00	2,759.13	.00	2,759.13	2,000.00	759.13	.00
2021	416	261	7300	.00	780.03	9.45	770.58	.00	770.58	.00
2021	416	261	7400	.00	3,734.49	1,704.67	2,029.82	.00	2,029.82	.00
DIVISION TOTALS:				.00	7,273.65	1,714.12	5,559.53	2,000.00	3,559.53	.00

416 262
 RUN DATE: 06/10/2022
 RUN TIME: 08.17.50

CITY OF CINCINNATI - DEPARTMENT OF FINANCE
 DIVISION OF ACCOUNTS AND AUDITS
 STATEMENT OF BALANCES
 APPROPRIATED FUNDS
 AS OF 05 / 31 / 2022

PGM ID: CFSFA104
 PAGE: 30

FY	FND	AGY	OBJT	ORIGINAL AUTHORIZATION	ADJUSTED AUTHORIZATION	EXPENDITURES AMOUNT	UNEXPENDED BALANCE	ENCUMBRANCE AMOUNT	UNENCUMBERED BALANCE	PRE-ENCUMBERED AMOUNT
262 Health, Technical Resources										
2021	416	262	7200	.00	44,729.54	3,104.38	41,625.16	613.75	41,011.41	.00
2021	416	262	7300	.00	46,273.60	36,939.84	9,333.76	3,445.00	5,888.76	.00
2021	416	262	7400	.00	393.58	53.76	339.82	.00	339.82	.00
DIVISION TOTALS:				.00	91,396.72	40,097.98	51,298.74	4,058.75	47,239.99	.00
263 Div Of Community Health										
2021	416	263	7200	.00	9,564.41	1,183.91	8,380.50	1,721.03	6,659.47	.00
2021	416	263	7300	.00	2,918.42	.00	2,918.42	414.00	2,504.42	.00
2021	416	263	7400	.00	125.49	125.49	.00	.00	.00	.00
DIVISION TOTALS:				.00	12,608.32	1,309.40	11,298.92	2,135.03	9,163.89	.00
264 Primary Health Care - S.P.										
2021	416	264	7200	.00	5,796.82	4,882.52	914.30	152.32	761.98	.00
2021	416	264	7300	.00	29,400.00	27,298.30	2,101.70	.00	2,101.70	.00
DIVISION TOTALS:				.00	35,196.82	32,180.82	3,016.00	152.32	2,863.68	.00
265 Primary Health Care - H.C.										
2021	416	265	7200	.00	420.94	.00	420.94	.00	420.94	.00
2021	416	265	7300	.00	756.60	756.60	.00	.00	.00	.00
DIVISION TOTALS:				.00	1,177.54	756.60	420.94	.00	420.94	.00
266 School & Adolescent Health										
2021	416	266	7200	.00	1,775.39	1,032.00	743.39	.00	743.39	.00
DIVISION TOTALS:				.00	1,775.39	1,032.00	743.39	.00	743.39	.00
DEPARTMENT TOTALS:				.00	149,428.44	77,090.92	72,337.52	8,346.10	63,991.42	.00
PERCENT EXPENDED:				51.6	PERCENT EXPENDED AND ENCUMBERED:					
								57.2		
449 Cinti Area Geographic Info Sys FUND										
090 Enterprise Technology Solution										
092 ETS-CAGIS										
2021	449	092	7300	.00	25,571.80	22,071.80	3,500.00	.00	3,500.00	.00
2021	449	092	7400	.00	85,300.18	37,225.63	48,074.55	46,960.56	1,113.99	.00
DIVISION TOTALS:				.00	110,871.98	59,297.43	51,574.55	46,960.56	4,613.99	.00
DEPARTMENT TOTALS:				.00	110,871.98	59,297.43	51,574.55	46,960.56	4,613.99	.00
PERCENT EXPENDED:				53.5	PERCENT EXPENDED AND ENCUMBERED:					
								95.8		
455 Streetcar Operations FUND										
230 Dept Of Transportation & Engin										
236 Division of Streetcar Operations										
2021	455	236	7200	.00	766,356.13	643,225.43	123,130.70	.00	123,130.70	.00
2021	455	236	7400	.00	401.05	244.97	156.08	.00	156.08	.00
DIVISION TOTALS:				.00	766,757.18	643,470.40	123,286.78	.00	123,286.78	.00
DEPARTMENT TOTALS:				.00	766,757.18	643,470.40	123,286.78	.00	123,286.78	.00
PERCENT EXPENDED:				83.9	PERCENT EXPENDED AND ENCUMBERED:					
								83.9		

457 093
 RUN DATE: 06/10/2022
 RUN TIME: 08.17.50

CITY OF CINCINNATI - DEPARTMENT OF FINANCE
 DIVISION OF ACCOUNTS AND AUDITS
 STATEMENT OF BALANCES
 APPROPRIATED FUNDS
 AS OF 05 / 31 / 2022

PGM ID: CFSFA104
 PAGE: 31

FY	FND	AGY	OBJT	ORIGINAL AUTHORIZATION	ADJUSTED AUTHORIZATION	EXPENDITURES AMOUNT	UNEXPENDED BALANCE	ENCUMBRANCE AMOUNT	UNENCUMBERED BALANCE	PRE-ENCUMBERED AMOUNT
457 CLEAR FUND										
090 Enterprise Technology Solution										
093 ETS-CLEAR										
2021	457	093	7200	.00	214,735.46	40,684.56	174,050.90	96,373.00	77,677.90	.00
2021	457	093	7300	.00	2,880.03	.00	2,880.03	380.03	2,500.00	.00
2021	457	093	7400	.00	11,073.97	6,923.97	4,150.00	.00	4,150.00	.00
DIVISION TOTALS:				.00	228,689.46	47,608.53	181,080.93	96,753.03	84,327.90	.00
DEPARTMENT TOTALS:				.00	228,689.46	47,608.53	181,080.93	96,753.03	84,327.90	.00
PERCENT EXPENDED:				20.8	PERCENT EXPENDED AND ENCUMBERED: 63.1					
701 Metropolitan Sewer District FUND										
410 Dept. of Sewers Director's Off										
410 Dept. of Sewers Director's Office										
2021	701	410	7100	.00	1,762,738.00	984,565.55	778,172.45	.00	778,172.45	.00
2021	701	410	7200	.00	1,012,825.18	440,704.19	572,120.99	45,497.97	526,623.02	.00
2021	701	410	7300	.00	33,376.27	6,960.49	26,415.78	1,000.00	25,415.78	.00
2021	701	410	7400	.00	431,180.00	71,503.00	359,677.00	.00	359,677.00	.00
2021	701	410	7500	.00	675,835.00	300,980.23	374,854.77	.00	374,854.77	.00
DIVISION TOTALS:				.00	3,915,954.45	1,804,713.46	2,111,240.99	46,497.97	2,064,743.02	.00
DEPARTMENT TOTALS:				.00	3,915,954.45	1,804,713.46	2,111,240.99	46,497.97	2,064,743.02	.00
PERCENT EXPENDED:				46.1	PERCENT EXPENDED AND ENCUMBERED: 47.3					
420 MSD Div Of Wastewater Engineer										
420 MSD Div Of Wastewater Engineering										
2021	701	420	7100	.00	5,985,643.00	3,035,038.24	2,950,604.76	.00	2,950,604.76	.00
2021	701	420	7200	.00	683,671.58	261,895.35	421,776.23	.00	421,776.23	.00
2021	701	420	7300	.00	184,271.77	71,106.80	113,164.97	9,273.56	103,891.41	.00
2021	701	420	7400	.00	261,317.78	10,934.38	250,383.40	.00	250,383.40	31,285.93
2021	701	420	7500	.00	2,014,894.00	1,141,709.45	873,184.55	.00	873,184.55	.00
DIVISION TOTALS:				.00	9,129,798.13	4,520,684.22	4,609,113.91	9,273.56	4,599,840.35	31,285.93
DEPARTMENT TOTALS:				.00	9,129,798.13	4,520,684.22	4,609,113.91	9,273.56	4,599,840.35	31,285.93
PERCENT EXPENDED:				49.5	PERCENT EXPENDED AND ENCUMBERED: 49.6					
430 MSD Div Of Wastewater Admin										
430 MSD Div Of Wastewater Admin										
2021	701	430	7100	.00	3,368,896.00	1,702,903.92	1,665,992.08	4,000.00	1,661,992.08	.00
2021	701	430	7200	.00	7,548,705.68	3,307,066.44	4,241,639.24	55.00	4,241,584.24	.00
2021	701	430	7300	.00	36,956.56	7,269.25	29,687.31	2,444.00	27,243.31	.00
2021	701	430	7400	.00	69,499.09	19,651.42	49,847.67	.00	49,847.67	.00
2021	701	430	7500	.00	1,162,981.00	499,074.51	663,906.49	3,500.00	660,406.49	.00
DIVISION TOTALS:				.00	12,187,038.33	5,535,965.54	6,651,072.79	9,999.00	6,641,073.79	.00

701 431
 RUN DATE: 06/10/2022
 RUN TIME: 08.17.50

CITY OF CINCINNATI - DEPARTMENT OF FINANCE
 DIVISION OF ACCOUNTS AND AUDITS
 STATEMENT OF BALANCES
 APPROPRIATED FUNDS
 AS OF 05 / 31 / 2022

PGM ID: CFSFA104
 PAGE: 32

FY	FND	AGY	OBJT	ORIGINAL AUTHORIZATION	ADJUSTED AUTHORIZATION	EXPENDITURES AMOUNT	UNEXPENDED BALANCE	ENCUMBRANCE AMOUNT	UNENCUMBERED BALANCE	PRE-ENCUMBERED AMOUNT
431 MSD Division of Information Technology										
2021	701	431	7100	.00	1,897,110.00	1,036,437.47	860,672.53	.00	860,672.53	.00
2021	701	431	7200	.00	1,890,117.15	1,193,423.20	696,693.95	22,424.60	674,269.35	.00
2021	701	431	7300	.00	102,987.96	40,003.88	62,984.08	.00	62,984.08	.00
2021	701	431	7400	.00	2,365,799.54	892,022.04	1,473,777.50	.00	1,473,777.50	26,542.00
2021	701	431	7500	.00	665,555.00	349,768.68	315,786.32	.00	315,786.32	.00
DIVISION TOTALS:				.00	6,921,569.65	3,511,655.27	3,409,914.38	22,424.60	3,387,489.78	26,542.00
DEPARTMENT TOTALS:				.00	19,108,607.98	9,047,620.81	10,060,987.17	32,423.60	10,028,563.57	26,542.00
PERCENT EXPENDED:				47.3	PERCENT EXPENDED AND ENCUMBERED:					
								47.5		
440 MSD Div Of Wastewater Treatmen										
441 MSD Office Of Superintendent										
2021	701	441	7100	.00	1,629,245.00	842,411.57	786,833.43	.00	786,833.43	.00
2021	701	441	7200	.00	85,333.20	35,422.26	49,910.94	.00	49,910.94	.00
2021	701	441	7300	.00	28,102.05	12,588.71	15,513.34	.00	15,513.34	.00
2021	701	441	7400	.00	940.00	.00	940.00	.00	940.00	.00
2021	701	441	7500	.00	686,866.00	370,494.85	316,371.15	.00	316,371.15	.00
DIVISION TOTALS:				.00	2,430,486.25	1,260,917.39	1,169,568.86	.00	1,169,568.86	.00
442 MSD Millcreek Section										
2021	701	442	7100	.00	4,540,043.00	2,578,580.99	1,961,462.01	.00	1,961,462.01	.00
2021	701	442	7200	.00	11,059,369.13	4,771,872.86	6,287,496.27	830,027.05	5,457,469.22	.00
2021	701	442	7300	.00	6,036,681.30	2,949,260.52	3,087,420.78	87,288.82	3,000,131.96	.00
2021	701	442	7400	.00	146,617.21	58,176.35	88,440.86	1,605.01	86,835.85	.00
2021	701	442	7500	.00	1,690,497.00	841,754.73	848,742.27	.00	848,742.27	.00
DIVISION TOTALS:				.00	23,473,207.64	11,199,645.45	12,273,562.19	918,920.88	11,354,641.31	.00
443 MSD Little Miami Section										
2021	701	443	7100	.00	1,718,198.00	931,367.58	786,830.42	.00	786,830.42	.00
2021	701	443	7200	.00	4,926,329.65	2,306,558.63	2,619,771.02	25,507.33	2,594,263.69	.00
2021	701	443	7300	.00	1,141,419.90	574,762.16	566,657.74	9,152.84	557,504.90	.00
2021	701	443	7400	.00	111,105.00	25,986.90	85,118.10	.00	85,118.10	.00
2021	701	443	7500	.00	654,633.00	307,149.31	347,483.69	.00	347,483.69	.00
DIVISION TOTALS:				.00	8,551,685.55	4,145,824.58	4,405,860.97	34,660.17	4,371,200.80	.00
444 MSD Muddy Creek Section										
2021	701	444	7100	.00	1,222,610.00	579,604.70	643,005.30	.00	643,005.30	.00
2021	701	444	7200	.00	1,785,207.04	934,355.61	850,851.43	2,291.30	848,560.13	.00
2021	701	444	7300	.00	702,274.62	386,439.16	315,835.46	20,191.11	295,644.35	.00
2021	701	444	7400	.00	31,230.00	19,257.68	11,972.32	.00	11,972.32	.00
2021	701	444	7500	.00	520,896.00	228,784.99	292,111.01	.00	292,111.01	.00
DIVISION TOTALS:				.00	4,262,217.66	2,148,442.14	2,113,775.52	22,482.41	2,091,293.11	.00
445 MSD Sycamore Section										
2021	701	445	7100	.00	1,000,869.00	499,865.39	501,003.61	.00	501,003.61	.00
2021	701	445	7200	.00	1,178,394.78	646,558.44	531,836.34	1,160.00	530,676.34	.00
2021	701	445	7300	.00	533,505.96	215,143.24	318,362.72	24,225.00	294,137.72	.00
2021	701	445	7400	.00	20,060.00	12,070.35	7,989.65	.00	7,989.65	.00
2021	701	445	7500	.00	497,698.00	192,213.11	305,484.89	.00	305,484.89	.00
DIVISION TOTALS:				.00	3,230,527.74	1,565,850.53	1,664,677.21	25,385.00	1,639,292.21	.00

701 446
 RUN DATE: 06/10/2022
 RUN TIME: 08.17.50

CITY OF CINCINNATI - DEPARTMENT OF FINANCE
 DIVISION OF ACCOUNTS AND AUDITS
 STATEMENT OF BALANCES
 APPROPRIATED FUNDS
 AS OF 05 / 31 / 2022

PGM ID: CFSFA104
 PAGE: 33

FY	FND	AGY	OBJT	ORIGINAL AUTHORIZATION	ADJUSTED AUTHORIZATION	EXPENDITURES AMOUNT	UNEXPENDED BALANCE	ENCUMBRANCE AMOUNT	UNENCUMBERED BALANCE	PRE-ENCUMBERED AMOUNT
446 MSD Taylor Creek Section										
2021	701	446	7100	.00	804,268.00	446,672.24	357,595.76	.00	357,595.76	.00
2021	701	446	7200	.00	977,935.53	541,602.42	436,333.11	5,520.00	430,813.11	.00
2021	701	446	7300	.00	328,703.10	159,857.24	168,845.86	357.97	168,487.89	.00
2021	701	446	7400	.00	15,600.00	8,461.81	7,138.19	.00	7,138.19	.00
2021	701	446	7500	.00	243,594.00	99,940.34	143,653.66	.00	143,653.66	.00
DIVISION TOTALS:				.00	2,370,100.63	1,256,534.05	1,113,566.58	5,877.97	1,107,688.61	.00
447 MSD Polk Run Section										
2021	701	447	7100	.00	597,746.00	304,993.90	292,752.10	.00	292,752.10	.00
2021	701	447	7200	.00	729,443.61	372,105.38	357,338.23	16,315.10	341,023.13	.00
2021	701	447	7300	.00	226,112.30	101,434.89	124,677.41	140.25	124,537.16	.00
2021	701	447	7400	.00	9,185.00	5,992.81	3,192.19	.00	3,192.19	.00
2021	701	447	7500	.00	254,381.00	111,089.32	143,291.68	.00	143,291.68	.00
DIVISION TOTALS:				.00	1,816,867.91	895,616.30	921,251.61	16,455.35	904,796.26	.00
449 MSD Maintenance Section										
2021	701	449	7100	.00	4,379,058.00	2,435,855.88	1,943,202.12	.00	1,943,202.12	.00
2021	701	449	7200	.00	405,232.06	219,920.40	185,311.66	18,226.27	167,085.39	.00
2021	701	449	7300	.00	468,524.14	231,072.67	237,451.47	341.96	237,109.51	.00
2021	701	449	7400	.00	1,366,222.97	1,283,287.61	82,935.36	.00	82,935.36	.00
2021	701	449	7500	.00	1,733,850.00	854,746.40	879,103.60	.00	879,103.60	.00
DIVISION TOTALS:				.00	8,352,887.17	5,024,882.96	3,328,004.21	18,568.23	3,309,435.98	.00
DEPARTMENT TOTALS:				.00	54,487,980.55	27,497,713.40	26,990,267.15	1,042,350.01	25,947,917.14	.00
PERCENT EXPENDED: 50.5				PERCENT EXPENDED AND ENCUMBERED: 52.4						
450 MSD Div Of Wastewater Collecti										
450 MSD Div Of Wastewater Collection										
2021	701	450	7100	.00	8,498,688.00	4,692,255.13	3,806,432.87	.00	3,806,432.87	.00
2021	701	450	7200	.00	9,322,392.31	2,690,291.15	6,632,101.16	1,414,535.80	5,217,565.36	.00
2021	701	450	7300	.00	4,032,422.56	1,651,971.08	2,380,451.48	30,914.05	2,349,537.43	.00
2021	701	450	7400	.00	133,948.45	42,969.56	90,978.89	937.10	90,041.79	.00
2021	701	450	7500	.00	3,982,476.00	1,676,476.93	2,305,999.07	.00	2,305,999.07	.00
DIVISION TOTALS:				.00	25,969,927.32	10,753,963.85	15,215,963.47	1,446,386.95	13,769,576.52	.00
DEPARTMENT TOTALS:				.00	25,969,927.32	10,753,963.85	15,215,963.47	1,446,386.95	13,769,576.52	.00
PERCENT EXPENDED: 41.4				PERCENT EXPENDED AND ENCUMBERED: 47.0						
460 MSD Div Of Industrial Waste										
460 MSD Div Of Industrial Waste										
2021	701	460	7100	.00	3,980,456.00	2,050,715.89	1,929,740.11	.00	1,929,740.11	.00
2021	701	460	7200	.00	2,744,742.27	1,011,227.46	1,733,514.81	232,918.22	1,500,596.59	.00
2021	701	460	7300	.00	878,549.41	403,664.25	474,885.16	45,218.06	429,667.10	.00
2021	701	460	7400	.00	33,372.42	6,852.34	26,520.08	.00	26,520.08	.00
2021	701	460	7500	.00	1,657,204.00	723,871.53	933,332.47	.00	933,332.47	.00
DIVISION TOTALS:				.00	9,294,324.10	4,196,331.47	5,097,992.63	278,136.28	4,819,856.35	.00
DEPARTMENT TOTALS:				.00	9,294,324.10	4,196,331.47	5,097,992.63	278,136.28	4,819,856.35	.00
PERCENT EXPENDED: 45.1				PERCENT EXPENDED AND ENCUMBERED: 48.1						

701 470
 RUN DATE: 06/10/2022
 RUN TIME: 08.17.50

CITY OF CINCINNATI - DEPARTMENT OF FINANCE
 DIVISION OF ACCOUNTS AND AUDITS
 STATEMENT OF BALANCES
 APPROPRIATED FUNDS
 AS OF 05 / 31 / 2022

PGM ID: CFSFA104
 PAGE: 34

FY	FND	AGY	OBJT	ORIGINAL AUTHORIZATION	ADJUSTED AUTHORIZATION	EXPENDITURES AMOUNT	UNEXPENDED BALANCE	ENCUMBRANCE AMOUNT	UNENCUMBERED BALANCE	PRE-ENCUMBERED AMOUNT
470 MSD Watershed Operations										
470 MSD Watershed Operations										
2021	701	470	7100	.00	2,287,383.00	1,204,053.58	1,083,329.42	.00	1,083,329.42	.00
2021	701	470	7200	.00	6,038,729.28	3,196,673.11	2,842,056.17	369,218.28	2,472,837.89	.00
2021	701	470	7300	.00	1,571,267.82	773,528.79	797,739.03	96,404.96	701,334.07	.00
2021	701	470	7400	.00	396,075.99	77,421.26	318,654.73	.00	318,654.73	.00
2021	701	470	7500	.00	960,707.00	511,949.33	448,757.67	.00	448,757.67	.00
DIVISION TOTALS:				.00	11,254,163.09	5,763,626.07	5,490,537.02	465,623.24	5,024,913.78	.00
DEPARTMENT TOTALS:				.00	11,254,163.09	5,763,626.07	5,490,537.02	465,623.24	5,024,913.78	.00
PERCENT EXPENDED: 51.2				PERCENT EXPENDED AND ENCUMBERED: 55.4						
480 MSD SBU Program										
480 MSD SBU Program										
2021	701	480	7100	.00	669,061.00	267,708.51	401,352.49	.00	401,352.49	.00
2021	701	480	7200	.00	11,556,367.17	6,232,499.48	5,323,867.69	88,195.92	5,235,671.77	.00
2021	701	480	7300	.00	74,753.00	.00	74,753.00	.00	74,753.00	.00
2021	701	480	7400	.00	2,137,824.80	466,900.10	1,670,924.70	.00	1,670,924.70	.00
2021	701	480	7500	.00	259,913.00	95,672.14	164,240.86	.00	164,240.86	.00
DIVISION TOTALS:				.00	14,697,918.97	7,062,780.23	7,635,138.74	88,195.92	7,546,942.82	.00
DEPARTMENT TOTALS:				.00	14,697,918.97	7,062,780.23	7,635,138.74	88,195.92	7,546,942.82	.00
PERCENT EXPENDED: 48.1				PERCENT EXPENDED AND ENCUMBERED: 48.7						
490 MSD Debt Service										
490 MSD Debt Service										
2021	701	490	7700	.00	83,872,209.58	41,506,047.26	42,366,162.32	.00	42,366,162.32	.00
DIVISION TOTALS:				.00	83,872,209.58	41,506,047.26	42,366,162.32	.00	42,366,162.32	.00
DEPARTMENT TOTALS:				.00	83,872,209.58	41,506,047.26	42,366,162.32	.00	42,366,162.32	.00
PERCENT EXPENDED: 49.5				PERCENT EXPENDED AND ENCUMBERED: 49.5						
940 Govt'Al & Prof'Al Services										
944 General Fund Overhead										
2021	701	944	7200	.00	2,657,210.00	2,505,040.00	152,170.00	.00	152,170.00	.00
DIVISION TOTALS:				.00	2,657,210.00	2,505,040.00	152,170.00	.00	152,170.00	.00
DEPARTMENT TOTALS:				.00	2,657,210.00	2,505,040.00	152,170.00	.00	152,170.00	.00
PERCENT EXPENDED: 94.3				PERCENT EXPENDED AND ENCUMBERED: 94.3						
980 Capital Outlay Accounts										
981 Motorized & Construction Equip										
2021	701	981	7600	.00	3,034,929.71	979,889.00	2,055,040.71	682,909.71	1,372,131.00	.00
DIVISION TOTALS:				.00	3,034,929.71	979,889.00	2,055,040.71	682,909.71	1,372,131.00	.00
982 Office & Technical Equip										
2021	701	982	7600	.00	2,517,730.56	1,195,817.78	1,321,912.78	101,447.00	1,220,465.78	.00
DIVISION TOTALS:				.00	2,517,730.56	1,195,817.78	1,321,912.78	101,447.00	1,220,465.78	.00
DEPARTMENT TOTALS:				.00	5,552,660.27	2,175,706.78	3,376,953.49	784,356.71	2,592,596.78	.00
PERCENT EXPENDED: 39.2				PERCENT EXPENDED AND ENCUMBERED: 53.3						

050 011
 RUN DATE: 06/10/2022
 RUN TIME: 08.17.50

CITY OF CINCINNATI - DEPARTMENT OF FINANCE
 DIVISION OF ACCOUNTS AND AUDITS
 STATEMENT OF BALANCES
 APPROPRIATED FUNDS
 AS OF 05 / 31 / 2022

PGM ID: CFSFA104
 PAGE: 35

FY	FND	AGY	OBJT	ORIGINAL AUTHORIZATION	ADJUSTED AUTHORIZATION	EXPENDITURES AMOUNT	UNEXPENDED BALANCE	ENCUMBRANCE AMOUNT	UNENCUMBERED BALANCE	PRE-ENCUMBERED AMOUNT
050 General FUND										
010 City Council										
011 Councilmember G. Landsman										
2022	050	011	7100	122,690.00	122,690.00	95,835.74	26,854.26	.00	26,854.26	.00
2022	050	011	7200	4,940.00	4,940.00	718.44	4,221.56	.00	4,221.56	.00
DIVISION TOTALS:				127,630.00	127,630.00	96,554.18	31,075.82	.00	31,075.82	.00
012 Councilmember L Keating										
2022	050	012	7100	122,690.00	122,690.00	88,916.17	33,773.83	.00	33,773.83	.00
2022	050	012	7200	4,940.00	4,940.00	643.55	4,296.45	.00	4,296.45	.00
DIVISION TOTALS:				127,630.00	127,630.00	89,559.72	38,070.28	.00	38,070.28	.00
015 Councilmember D. Mann										
2022	050	015	7100	122,690.00	62,520.19	59,865.93	2,654.26	.00	2,654.26	.00
2022	050	015	7200	4,940.00	989.32	796.00	193.32	.00	193.32	.00
2022	050	015	7300	.00	1,528.00	1,419.28	108.72	.00	108.72	.00
DIVISION TOTALS:				127,630.00	65,037.51	62,081.21	2,956.30	.00	2,956.30	.00
016 Councilmember C. Seelbach										
2022	050	016	7100	122,690.00	62,520.19	58,442.92	4,077.27	.00	4,077.27	.00
2022	050	016	7200	4,940.00	2,517.32	561.00	1,956.32	.00	1,956.32	.00
DIVISION TOTALS:				127,630.00	65,037.51	59,003.92	6,033.59	.00	6,033.59	.00
017 Councilmember W. Young										
2022	050	017	7100	122,690.00	63,420.19	63,232.00	188.19	.00	188.19	.00
2022	050	017	7200	4,940.00	1,617.32	984.21	633.11	.00	633.11	.00
DIVISION TOTALS:				127,630.00	65,037.51	64,216.21	821.30	.00	821.30	.00
018 Councilmember J. Cramerding										
2022	050	018	7100	.00	60,169.81	38,213.38	21,956.43	.00	21,956.43	.00
2022	050	018	7200	.00	2,422.68	1,140.32	1,282.36	.00	1,282.36	.00
DIVISION TOTALS:				.00	62,592.49	39,353.70	23,238.79	.00	23,238.79	.00
019 City Council										
2022	050	019	7100	564,250.00	574,450.00	574,432.23	17.77	.00	17.77	.00
2022	050	019	7500	500,390.00	490,190.00	446,131.26	44,058.74	.00	44,058.74	.00
DIVISION TOTALS:				1,064,640.00	1,064,640.00	1,020,563.49	44,076.51	.00	44,076.51	.00
021 Councilmember R. Harris										
2022	050	021	7100	.00	60,169.81	41,451.93	18,717.88	.00	18,717.88	.00
2022	050	021	7200	.00	2,422.68	1,007.52	1,415.16	.00	1,415.16	.00
DIVISION TOTALS:				.00	62,592.49	42,459.45	20,133.04	.00	20,133.04	.00
022 Councilmember M. Jeffreys										
2022	050	022	7100	.00	60,169.81	43,077.12	17,092.69	.00	17,092.69	.00
2022	050	022	7200	.00	2,422.68	1,441.27	981.41	.00	981.41	.00
DIVISION TOTALS:				.00	62,592.49	44,518.39	18,074.10	.00	18,074.10	.00
023 Councilmember S. Johnson										
2022	050	023	7100	.00	60,169.81	34,346.18	25,823.63	.00	25,823.63	.00
2022	050	023	7200	.00	2,422.68	844.83	1,577.85	.00	1,577.85	.00
DIVISION TOTALS:				.00	62,592.49	35,191.01	27,401.48	.00	27,401.48	.00

050 024
 RUN DATE: 06/10/2022
 RUN TIME: 08.17.50

CITY OF CINCINNATI - DEPARTMENT OF FINANCE
 DIVISION OF ACCOUNTS AND AUDITS
 STATEMENT OF BALANCES
 APPROPRIATED FUNDS
 AS OF 05 / 31 / 2022

PGM ID: CFSFA104
 PAGE: 36

FY	FND	AGY	OBJT	ORIGINAL AUTHORIZATION	ADJUSTED AUTHORIZATION	EXPENDITURES AMOUNT	UNEXPENDED BALANCE	ENCUMBRANCE AMOUNT	UNENCUMBERED BALANCE	PRE-ENCUMBERED AMOUNT
024 Councilmember C. Smitherman										
2022	050	024	7100	122,690.00	62,520.19	51,451.11	11,069.08	.00	11,069.08	.00
2022	050	024	7200	4,940.00	2,517.32	1,289.95	1,227.37	.00	1,227.37	.00
DIVISION TOTALS:				127,630.00	65,037.51	52,741.06	12,296.45	.00	12,296.45	.00
025 Councilmember M. Owens										
2022	050	025	7100	.00	60,169.81	43,384.57	16,785.24	.00	16,785.24	.00
2022	050	025	7200	.00	2,422.68	1,346.43	1,076.25	.00	1,076.25	.00
DIVISION TOTALS:				.00	62,592.49	44,731.00	17,861.49	.00	17,861.49	.00
026 Councilmember S Goodin										
2022	050	026	7100	122,690.00	62,520.19	56,266.24	6,253.95	.00	6,253.95	.00
2022	050	026	7200	4,940.00	2,517.32	870.36	1,646.96	.00	1,646.96	.00
DIVISION TOTALS:				127,630.00	65,037.51	57,136.60	7,900.91	.00	7,900.91	.00
027 Councilmember V. Parks										
2022	050	027	7100	.00	60,169.81	30,985.63	29,184.18	.00	29,184.18	.00
2022	050	027	7200	.00	2,422.68	1,510.27	912.41	.00	912.41	.00
DIVISION TOTALS:				.00	62,592.49	32,495.90	30,096.59	.00	30,096.59	.00
028 Councilmember B. Sundermann										
2022	050	028	7100	122,690.00	64,732.19	64,732.00	.19	.00	.19	.00
2022	050	028	7200	4,940.00	305.32	304.65	.67	.00	.67	.00
DIVISION TOTALS:				127,630.00	65,037.51	65,036.65	.86	.00	.86	.00
029 Councilmember J. Kearney										
2022	050	029	7100	122,690.00	122,690.00	91,059.03	31,630.97	.00	31,630.97	.00
2022	050	029	7200	4,940.00	4,940.00	1,304.66	3,635.34	.00	3,635.34	.00
DIVISION TOTALS:				127,630.00	127,630.00	92,363.69	35,266.31	.00	35,266.31	.00
031 Office Of The Mayor										
2022	050	031	7100	652,140.00	652,140.00	486,522.17	165,617.83	.00	165,617.83	.00
2022	050	031	7200	10,940.00	9,440.00	7,336.21	2,103.79	.00	2,103.79	.00
2022	050	031	7300	5,470.00	5,470.00	389.16	5,080.84	.00	5,080.84	.00
2022	050	031	7400	.00	1,500.00	591.39	908.61	.00	908.61	.00
2022	050	031	7500	239,670.00	239,670.00	143,874.32	95,795.68	.00	95,795.68	.00
DIVISION TOTALS:				908,220.00	908,220.00	638,713.25	269,506.75	.00	269,506.75	.00
041 Office Of The Clerk Of Council										
2022	050	041	7100	394,350.00	394,350.00	318,937.11	75,412.89	.00	75,412.89	.00
2022	050	041	7200	114,210.00	100,210.00	74,166.94	26,043.06	1,799.10	24,243.96	.00
2022	050	041	7300	8,780.00	17,780.00	12,488.82	5,291.18	1,773.06	3,518.12	.00
2022	050	041	7400	21,540.00	26,540.00	19,603.51	6,936.49	5,974.36	962.13	.00
2022	050	041	7500	134,660.00	134,660.00	112,281.85	22,378.15	.00	22,378.15	.00
DIVISION TOTALS:				673,540.00	673,540.00	537,478.23	136,061.77	9,546.52	126,515.25	.00
DEPARTMENT TOTALS:				3,795,070.00	3,795,070.00	3,074,197.66	720,872.34	9,546.52	711,325.82	.00
PERCENT EXPENDED:				81.0	PERCENT EXPENDED AND ENCUMBERED:					
					81.3					

050 091
 RUN DATE: 06/10/2022
 RUN TIME: 08.17.50

CITY OF CINCINNATI - DEPARTMENT OF FINANCE
 DIVISION OF ACCOUNTS AND AUDITS
 STATEMENT OF BALANCES
 APPROPRIATED FUNDS
 AS OF 05 / 31 / 2022

PGM ID: CFSFA104
 PAGE: 37

FY	FND	AGY	OBJT	ORIGINAL AUTHORIZATION	ADJUSTED AUTHORIZATION	EXPENDITURES AMOUNT	UNEXPENDED BALANCE	ENCUMBRANCE AMOUNT	UNENCUMBERED BALANCE	PRE-ENCUMBERED AMOUNT
090 Enterprise Technology Solution										
091 Enterprise Technology Solutions										
2022	050	091	7100	4,153,060.00	4,266,922.00	3,842,691.84	424,230.16	.00	424,230.16	.00
2022	050	091	7200	253,320.00	279,165.00	194,366.44	84,798.56	55,976.81	28,821.75	2,340.00
2022	050	091	7300	68,170.00	25,799.00	17,006.58	8,792.42	8,104.11	688.31	.00
2022	050	091	7400	330,210.00	346,736.00	345,614.03	1,121.97	1,121.90	.07	.00
2022	050	091	7500	1,344,600.00	1,397,683.00	1,256,750.45	140,932.55	.00	140,932.55	.00
DIVISION TOTALS:				6,149,360.00	6,316,305.00	5,656,429.34	659,875.66	65,202.82	594,672.84	2,340.00
DEPARTMENT TOTALS:				6,149,360.00	6,316,305.00	5,656,429.34	659,875.66	65,202.82	594,672.84	2,340.00
PERCENT EXPENDED:				89.6	PERCENT EXPENDED AND ENCUMBERED: 90.6					
100 Office Of The City Manager										
101 City Manager's Office										
2022	050	101	7100	2,290,520.00	2,207,520.00	1,996,704.59	210,815.41	.00	210,815.41	.00
2022	050	101	7200	1,248,540.00	3,447,820.00	1,420,005.41	2,027,814.59	1,414,398.36	613,416.23	.00
2022	050	101	7300	27,920.00	767,920.00	473,933.83	293,986.17	293,217.57	768.60	.00
2022	050	101	7400	7,822,610.00	8,057,320.00	7,515,477.89	541,842.11	453,908.19	87,933.92	.00
2022	050	101	7500	762,880.00	762,880.00	632,671.44	130,208.56	.00	130,208.56	.00
DIVISION TOTALS:				12,152,470.00	15,243,460.00	12,038,793.16	3,204,666.84	2,161,524.12	1,043,142.72	.00
102 Office Of Budget & Evaluation										
2022	050	102	7100	646,380.00	646,380.00	542,056.28	104,323.72	.00	104,323.72	.00
2022	050	102	7200	71,100.00	41,100.00	10,995.01	30,104.99	.00	30,104.99	.00
2022	050	102	7300	2,350.00	2,350.00	75.38	2,274.62	.00	2,274.62	.00
2022	050	102	7400	2,260.00	2,260.00	564.80	1,695.20	390.20	1,305.00	.00
2022	050	102	7500	209,910.00	209,910.00	170,853.34	39,056.66	.00	39,056.66	.00
DIVISION TOTALS:				932,000.00	902,000.00	724,544.81	177,455.19	390.20	177,064.99	.00
103 Emergency Communications										
2022	050	103	7100	8,901,540.00	8,628,786.00	7,190,172.60	1,438,613.40	.00	1,438,613.40	.00
2022	050	103	7200	108,470.00	122,470.00	68,401.84	54,068.16	9,319.22	44,748.94	5,000.00
2022	050	103	7300	34,860.00	53,860.00	34,473.32	19,386.68	5,319.97	14,066.71	.00
2022	050	103	7400	17,110.00	31,110.00	19,515.93	11,594.07	726.85	10,867.22	.00
2022	050	103	7500	4,013,180.00	3,907,934.00	2,743,502.86	1,164,431.14	.00	1,164,431.14	.00
DIVISION TOTALS:				13,075,160.00	12,744,160.00	10,056,066.55	2,688,093.45	15,366.04	2,672,727.41	5,000.00
104 Office Of Environment & Sustainability										
2022	050	104	7100	547,670.00	547,670.00	448,477.90	99,192.10	.00	99,192.10	.00
2022	050	104	7200	1,633,440.00	1,849,069.00	1,525,755.75	323,313.25	220,061.58	103,251.67	.00
2022	050	104	7300	14,120.00	14,120.00	4,717.33	9,402.67	1,502.37	7,900.30	.00
2022	050	104	7400	124,670.00	265,241.00	76,946.57	188,294.43	187,337.78	956.65	.00
2022	050	104	7500	200,310.00	200,310.00	144,867.85	55,442.15	.00	55,442.15	.00
DIVISION TOTALS:				2,520,210.00	2,876,410.00	2,200,765.40	675,644.60	408,901.73	266,742.87	.00
107 Procurement										
2022	050	107	7100	750,850.00	747,685.00	553,449.55	194,235.45	.00	194,235.45	.00
2022	050	107	7200	23,580.00	23,580.00	7,139.44	16,440.56	9,399.41	7,041.15	.00
2022	050	107	7300	89,600.00	89,600.00	3,963.78	85,636.22	560.28	85,075.94	.00
2022	050	107	7400	102,830.00	102,830.00	97,779.38	5,050.62	229.47	4,821.15	.00
2022	050	107	7500	234,110.00	237,275.00	230,980.69	6,294.31	.00	6,294.31	.00
DIVISION TOTALS:				1,200,970.00	1,200,970.00	893,312.84	307,657.16	10,189.16	297,468.00	.00

050 108
 RUN DATE: 06/10/2022
 RUN TIME: 08.17.50

CITY OF CINCINNATI - DEPARTMENT OF FINANCE
 DIVISION OF ACCOUNTS AND AUDITS
 STATEMENT OF BALANCES
 APPROPRIATED FUNDS
 AS OF 05 / 31 / 2022

PGM ID: CFSFA104
 PAGE: 38

FY	FND	AGY	OBJT	ORIGINAL AUTHORIZATION	ADJUSTED AUTHORIZATION	EXPENDITURES AMOUNT	UNEXPENDED BALANCE	ENCUMBRANCE AMOUNT	UNENCUMBERED BALANCE	PRE-ENCUMBERED AMOUNT
108 Dept of Performance & Data Analytics										
2022	050	108	7100	1,006,690.00	986,690.00	720,665.55	266,024.45	.00	266,024.45	.00
2022	050	108	7200	77,520.00	170,240.00	29,024.71	141,215.29	.00	141,215.29	.00
2022	050	108	7300	12,380.00	11,380.00	8,586.82	2,793.18	916.49	1,876.69	.00
2022	050	108	7400	900.00	4,180.00	3,687.21	492.79	.00	492.79	6,000.00
2022	050	108	7500	284,090.00	284,090.00	205,398.32	78,691.68	.00	78,691.68	.00
DIVISION TOTALS:				1,381,580.00	1,456,580.00	967,362.61	489,217.39	916.49	488,300.90	6,000.00
109 Internal Audit										
2022	050	109	7100	330,850.00	330,850.00	252,113.09	78,736.91	.00	78,736.91	.00
2022	050	109	7200	10,740.00	10,040.00	6,492.32	3,547.68	131.36	3,416.32	.00
2022	050	109	7300	1,630.00	2,030.00	1,015.42	1,014.58	880.08	134.50	.00
2022	050	109	7400	1,510.00	1,810.00	1,774.33	35.67	.00	35.67	.00
2022	050	109	7500	127,720.00	127,720.00	95,853.65	31,866.35	.00	31,866.35	.00
DIVISION TOTALS:				472,450.00	472,450.00	357,248.81	115,201.19	1,011.44	114,189.75	.00
DEPARTMENT TOTALS:				31,734,840.00	34,896,030.00	27,238,094.18	7,657,935.82	2,598,299.18	5,059,636.64	11,000.00
PERCENT EXPENDED:				78.1	PERCENT EXPENDED AND ENCUMBERED:					
								85.5		
110 Department Of Law										
111 Civil										
2022	050	111	7100	3,341,640.00	3,587,760.00	3,126,713.93	461,046.07	.00	461,046.07	.00
2022	050	111	7200	313,030.00	500,680.00	344,588.55	156,091.45	95,750.55	60,340.90	.00
2022	050	111	7300	28,340.00	28,340.00	15,340.12	12,999.88	2,055.38	10,944.50	.00
2022	050	111	7400	177,330.00	205,430.00	192,759.62	12,670.38	4,026.35	8,644.03	.00
2022	050	111	7500	1,280,730.00	1,280,730.00	1,218,529.13	62,200.87	.00	62,200.87	.00
DIVISION TOTALS:				5,141,070.00	5,602,940.00	4,897,931.35	705,008.65	101,832.28	603,176.37	.00
112 Administrative Hearings & Prosecution										
2022	050	112	7100	2,580,710.00	2,520,710.00	2,141,631.44	379,078.56	.00	379,078.56	.00
2022	050	112	7200	95,240.00	88,240.00	50,954.07	37,285.93	2,600.00	34,685.93	.00
2022	050	112	7300	16,140.00	16,140.00	15,154.52	985.48	.00	985.48	.00
2022	050	112	7400	24,590.00	31,590.00	24,044.97	7,545.03	7,081.29	463.74	.00
2022	050	112	7500	881,680.00	881,680.00	721,068.50	160,611.50	.00	160,611.50	.00
DIVISION TOTALS:				3,598,360.00	3,538,360.00	2,952,853.50	585,506.50	9,681.29	575,825.21	.00
DEPARTMENT TOTALS:				8,739,430.00	9,141,300.00	7,850,784.85	1,290,515.15	111,513.57	1,179,001.58	.00
PERCENT EXPENDED:				85.9	PERCENT EXPENDED AND ENCUMBERED:					
								87.1		
120 Department Of Human Resources										
121 Department Of Human Resources										
2022	050	121	7100	1,632,750.00	1,545,250.00	1,247,196.07	298,053.93	.00	298,053.93	.00
2022	050	121	7200	358,600.00	443,837.00	248,458.21	195,378.79	135,590.10	59,788.69	.00
2022	050	121	7300	22,600.00	22,600.00	18,703.89	3,896.11	1,526.67	2,369.44	.00
2022	050	121	7400	14,760.00	34,760.00	32,793.83	1,966.17	1,560.17	406.00	.00
2022	050	121	7500	544,420.00	497,420.00	417,890.26	79,529.74	.00	79,529.74	.00
DIVISION TOTALS:				2,573,130.00	2,543,867.00	1,965,042.26	578,824.74	138,676.94	440,147.80	.00
DEPARTMENT TOTALS:				2,573,130.00	2,543,867.00	1,965,042.26	578,824.74	138,676.94	440,147.80	.00
PERCENT EXPENDED:				77.2	PERCENT EXPENDED AND ENCUMBERED:					
								82.7		

050 131
 RUN DATE: 06/10/2022
 RUN TIME: 08.17.50

CITY OF CINCINNATI - DEPARTMENT OF FINANCE
 DIVISION OF ACCOUNTS AND AUDITS
 STATEMENT OF BALANCES
 APPROPRIATED FUNDS
 AS OF 05 / 31 / 2022

PGM ID: CFSFA104
 PAGE: 39

FY	FND	AGY	OBJT	ORIGINAL AUTHORIZATION	ADJUSTED AUTHORIZATION	EXPENDITURES AMOUNT	UNEXPENDED BALANCE	ENCUMBRANCE AMOUNT	UNENCUMBERED BALANCE	PRE-ENCUMBERED AMOUNT
130 Department Of Finance										
131 Finance, Office Of Director										
2022	050	131	7100	266,730.00	266,730.00	244,432.95	22,297.05	.00	22,297.05	.00
2022	050	131	7200	12,770.00	10,043.00	5,129.49	4,913.51	.00	4,913.51	.00
2022	050	131	7300	2,630.00	2,630.00	1,046.93	1,583.07	.00	1,583.07	.00
2022	050	131	7400	4,510.00	7,237.00	2,454.10	4,782.90	109.90	4,673.00	.00
2022	050	131	7500	68,260.00	81,660.00	79,511.21	2,148.79	.00	2,148.79	.00
DIVISION TOTALS:				354,900.00	368,300.00	332,574.68	35,725.32	109.90	35,615.42	.00
133 Finance, Accounts & Audits										
2022	050	133	7100	1,170,740.00	981,740.00	865,822.42	115,917.58	.00	115,917.58	.00
2022	050	133	7200	91,160.00	91,160.00	55,379.53	35,780.47	89.29	35,691.18	.00
2022	050	133	7300	15,550.00	15,550.00	3,940.44	11,609.56	2,606.28	9,003.28	.00
2022	050	133	7400	12,610.00	12,610.00	4,705.21	7,904.79	1,437.43	6,467.36	.00
2022	050	133	7500	392,500.00	314,112.00	257,058.99	57,053.01	.00	57,053.01	.00
DIVISION TOTALS:				1,682,560.00	1,415,172.00	1,186,906.59	228,265.41	4,133.00	224,132.41	.00
134 Finance, Treasury										
2022	050	134	7100	699,280.00	639,280.00	592,113.55	47,166.45	.00	47,166.45	.00
2022	050	134	7200	227,240.00	227,240.00	28,324.51	198,915.49	91,708.66	107,206.83	.00
2022	050	134	7300	39,160.00	39,160.00	9,444.58	29,715.42	4,426.56	25,288.86	.00
2022	050	134	7400	7,950.00	7,950.00	6,416.26	1,533.74	33.68	1,500.06	.00
2022	050	134	7500	254,430.00	254,430.00	228,090.10	26,339.90	.00	26,339.90	.00
DIVISION TOTALS:				1,228,060.00	1,168,060.00	864,389.00	303,671.00	96,168.90	207,502.10	.00
135 Finance, Risk Management										
2022	050	135	7300	1,000.00	1,000.00	.00	1,000.00	.00	1,000.00	.00
2022	050	135	7400	582,770.00	582,770.00	.00	582,770.00	.00	582,770.00	.00
DIVISION TOTALS:				583,770.00	583,770.00	.00	583,770.00	.00	583,770.00	.00
136 Finance, Income Tax										
2022	050	136	7100	2,258,950.00	2,258,950.00	1,854,867.82	404,082.18	.00	404,082.18	.00
2022	050	136	7200	192,750.00	183,547.00	27,218.22	156,328.78	2,976.00	153,352.78	.00
2022	050	136	7300	13,750.00	13,750.00	12,491.23	1,258.77	117.64	1,141.13	.00
2022	050	136	7400	163,950.00	173,153.00	143,492.66	29,660.34	27,677.53	1,982.81	.00
2022	050	136	7500	785,110.00	785,110.00	686,791.23	98,318.77	.00	98,318.77	.00
DIVISION TOTALS:				3,414,510.00	3,414,510.00	2,724,861.16	689,648.84	30,771.17	658,877.67	.00
DEPARTMENT TOTALS:				7,263,800.00	6,949,812.00	5,108,731.43	1,841,080.57	131,182.97	1,709,897.60	.00
PERCENT EXPENDED:				73.5	PERCENT EXPENDED AND ENCUMBERED:					
							75.4			
160 Community Developmt										
161 Comm Dvlp, Office Of The Director										
2022	050	161	7100	363,470.00	348,470.00	305,474.88	42,995.12	.00	42,995.12	.00
2022	050	161	7200	77,600.00	202,600.00	117,385.86	85,214.14	13,900.00	71,314.14	.00
2022	050	161	7300	15,050.00	15,050.00	1,416.21	13,633.79	12,130.38	1,503.41	.00
2022	050	161	7400	1,429,460.00	1,754,460.00	483,447.67	1,271,012.33	1,144,932.65	126,079.68	.00
2022	050	161	7500	132,580.00	132,580.00	129,820.48	2,759.52	.00	2,759.52	.00
DIVISION TOTALS:				2,018,160.00	2,453,160.00	1,037,545.10	1,415,614.90	1,170,963.03	244,651.87	.00
162 Comm Dvlp, Division Of Housing Devel										
2022	050	162	7100	71,880.00	71,880.00	44,422.68	27,457.32	.00	27,457.32	.00
2022	050	162	7200	5,050.00	5,050.00	655.48	4,394.52	3,300.00	1,094.52	.00
2022	050	162	7400	645,000.00	645,000.00	575,541.25	69,458.75	28,958.75	40,500.00	.00
2022	050	162	7500	15,870.00	15,870.00	15,314.48	555.52	.00	555.52	.00
DIVISION TOTALS:				737,800.00	737,800.00	635,933.89	101,866.11	32,258.75	69,607.36	.00

050 164
 RUN DATE: 06/10/2022
 RUN TIME: 08.17.50

CITY OF CINCINNATI - DEPARTMENT OF FINANCE
 DIVISION OF ACCOUNTS AND AUDITS
 STATEMENT OF BALANCES
 APPROPRIATED FUNDS
 AS OF 05 / 31 / 2022

PGM ID: CFSFA104
 PAGE: 40

FY	FND	AGY	OBJT	ORIGINAL AUTHORIZATION	ADJUSTED AUTHORIZATION	EXPENDITURES AMOUNT	UNEXPENDED BALANCE	ENCUMBRANCE AMOUNT	UNENCUMBERED BALANCE	PRE-ENCUMBERED AMOUNT
164 Division Of Community Devel										
2022	050	164	7100	595,910.00	726,410.00	420,881.55	305,528.45	.00	305,528.45	.00
2022	050	164	7200	178,360.00	320,760.00	136,336.49	184,423.51	68,696.81	115,726.70	.00
2022	050	164	7300	15,000.00	15,500.00	.00	15,500.00	13,711.04	1,788.96	.00
2022	050	164	7400	830,245.00	830,245.00	392,867.27	437,377.73	254,088.90	183,288.83	.00
2022	050	164	7500	193,000.00	193,000.00	57,654.00	135,346.00	.00	135,346.00	.00
DIVISION TOTALS:				1,812,515.00	2,085,915.00	1,007,739.31	1,078,175.69	336,496.75	741,678.94	.00
DEPARTMENT TOTALS:				4,568,475.00	5,276,875.00	2,681,218.30	2,595,656.70	1,539,718.53	1,055,938.17	.00
PERCENT EXPENDED:				50.8	PERCENT EXPENDED AND ENCUMBERED:					
								80.0		
170 Department Of Planning & Build										
171 City Planning										
2022	050	171	7100	362,690.00	676,022.00	539,641.97	136,380.03	.00	136,380.03	.00
2022	050	171	7200	28,810.00	38,891.00	25,495.78	13,395.22	.00	13,395.22	.00
2022	050	171	7300	6,640.00	10,990.00	4,845.34	6,144.66	5,260.71	883.95	.00
2022	050	171	7400	5,130.00	14,599.00	6,273.66	8,325.34	8,325.22	.12	.00
2022	050	171	7500	138,550.00	323,150.00	178,626.00	144,524.00	.00	144,524.00	.00
DIVISION TOTALS:				541,820.00	1,063,652.00	754,882.75	308,769.25	13,585.93	295,183.32	.00
DEPARTMENT TOTALS:				541,820.00	1,063,652.00	754,882.75	308,769.25	13,585.93	295,183.32	.00
PERCENT EXPENDED:				71.0	PERCENT EXPENDED AND ENCUMBERED:					
								72.2		
180 Citizens' Complaint Authority										
181 Citizens' Complaint Authority										
2022	050	181	7100	679,240.00	715,430.00	593,831.69	121,598.31	.00	121,598.31	.00
2022	050	181	7200	36,590.00	86,490.00	40,581.11	45,908.89	9,309.24	36,599.65	.00
2022	050	181	7300	14,290.00	20,090.00	7,821.04	12,268.96	9,100.53	3,168.43	.00
2022	050	181	7400	3,160.00	4,160.00	2,302.18	1,857.82	357.82	1,500.00	.00
2022	050	181	7500	206,800.00	223,646.00	194,244.65	29,401.35	.00	29,401.35	.00
DIVISION TOTALS:				940,080.00	1,049,816.00	838,780.67	211,035.33	18,767.59	192,267.74	.00
DEPARTMENT TOTALS:				940,080.00	1,049,816.00	838,780.67	211,035.33	18,767.59	192,267.74	.00
PERCENT EXPENDED:				79.9	PERCENT EXPENDED AND ENCUMBERED:					
								81.7		
190 Dept Of Public Recreation										
191 Recreation West Region										
2022	050	191	7100	2,106,480.00	1,883,480.00	1,587,211.57	296,268.43	.00	296,268.43	.00
2022	050	191	7200	392,440.00	482,940.00	372,179.61	110,760.39	67,568.41	43,191.98	.00
2022	050	191	7300	64,940.00	92,440.00	57,812.15	34,627.85	1,746.47	32,881.38	.00
2022	050	191	7400	10,010.00	10,010.00	8,006.03	2,003.97	521.96	1,482.01	.00
2022	050	191	7500	644,370.00	634,370.00	501,439.62	132,930.38	.00	132,930.38	.00
DIVISION TOTALS:				3,218,240.00	3,103,240.00	2,526,648.98	576,591.02	69,836.84	506,754.18	.00
192 Recreation East Region										
2022	050	192	7100	1,563,100.00	1,522,100.00	1,342,172.43	179,927.57	.00	179,927.57	.00
2022	050	192	7200	308,090.00	341,090.00	269,843.25	71,246.75	47,951.77	23,294.98	.00
2022	050	192	7300	72,450.00	75,550.00	51,176.46	24,373.54	6,651.18	17,722.36	.00
2022	050	192	7400	11,320.00	13,720.00	11,330.07	2,389.93	764.00	1,625.93	.00
2022	050	192	7500	475,930.00	473,930.00	398,562.61	75,367.39	.00	75,367.39	.00
DIVISION TOTALS:				2,430,890.00	2,426,390.00	2,073,084.82	353,305.18	55,366.95	297,938.23	.00

050 193
 RUN DATE: 06/10/2022
 RUN TIME: 08.17.50

CITY OF CINCINNATI - DEPARTMENT OF FINANCE
 DIVISION OF ACCOUNTS AND AUDITS
 STATEMENT OF BALANCES
 APPROPRIATED FUNDS
 AS OF 05 / 31 / 2022

PGM ID: CFSFA104
 PAGE: 41

FY	FND	AGY	OBJT	ORIGINAL AUTHORIZATION	ADJUSTED AUTHORIZATION	EXPENDITURES AMOUNT	UNEXPENDED BALANCE	ENCUMBRANCE AMOUNT	UNENCUMBERED BALANCE	PRE-ENCUMBERED AMOUNT
193 Recreation Central Region										
2022	050	193	7100	1,979,970.00	1,932,470.00	1,497,066.25	435,403.75	.00	435,403.75	.00
2022	050	193	7200	310,090.00	411,690.00	317,546.87	94,143.13	84,084.02	10,059.11	.00
2022	050	193	7300	190,830.00	144,730.00	51,197.82	93,532.18	4,910.47	88,621.71	16,741.00
2022	050	193	7400	8,960.00	9,460.00	7,995.41	1,464.59	564.36	900.23	.00
2022	050	193	7500	685,640.00	685,640.00	508,765.56	176,874.44	.00	176,874.44	.00
DIVISION TOTALS:				3,175,490.00	3,183,990.00	2,382,571.91	801,418.09	89,558.85	711,859.24	16,741.00
194 Recreation Maintenance										
2022	050	194	7100	1,770,540.00	1,710,540.00	1,672,569.08	37,970.92	.00	37,970.92	.00
2022	050	194	7200	472,920.00	490,920.00	439,919.46	51,000.54	47,724.10	3,276.44	.00
2022	050	194	7300	517,820.00	561,820.00	445,130.28	116,689.72	113,421.79	3,267.93	.00
2022	050	194	7400	26,100.00	24,100.00	12,591.61	11,508.39	4,296.24	7,212.15	.00
2022	050	194	7500	665,930.00	662,930.00	643,385.06	19,544.94	.00	19,544.94	.00
DIVISION TOTALS:				3,453,310.00	3,450,310.00	3,213,595.49	236,714.51	165,442.13	71,272.38	.00
197 Recreation Athletics										
2022	050	197	7100	2,333,640.00	2,259,280.00	1,295,483.29	963,796.71	.00	963,796.71	.00
2022	050	197	7200	331,380.00	450,665.00	343,544.66	107,120.34	50,692.71	56,427.63	.00
2022	050	197	7300	57,040.00	48,755.00	36,109.60	12,645.40	11,371.27	1,274.13	.00
2022	050	197	7400	19,030.00	5,030.00	1,819.11	3,210.89	154.01	3,056.88	.00
2022	050	197	7500	465,260.00	465,260.00	253,092.29	212,167.71	.00	212,167.71	.00
DIVISION TOTALS:				3,206,350.00	3,228,990.00	1,930,048.95	1,298,941.05	62,217.99	1,236,723.06	.00
199 Recreation Administration										
2022	050	199	7100	1,781,140.00	1,676,140.00	1,502,446.88	173,693.12	.00	173,693.12	.00
2022	050	199	7200	115,810.00	130,310.00	95,007.85	35,302.15	29,524.82	5,777.33	.00
2022	050	199	7300	25,110.00	19,675.00	14,527.73	5,147.27	2,560.42	2,586.85	.00
2022	050	199	7400	32,250.00	40,185.00	34,861.51	5,323.49	714.43	4,609.06	.00
2022	050	199	7500	630,860.00	630,860.00	543,677.60	87,182.40	.00	87,182.40	.00
2022	050	199	7600	25,600.00	25,600.00	.00	25,600.00	.00	25,600.00	.00
DIVISION TOTALS:				2,610,770.00	2,522,770.00	2,190,521.57	332,248.43	32,799.67	299,448.76	.00
DEPARTMENT TOTALS:				18,095,050.00	17,915,690.00	14,316,471.72	3,599,218.28	475,222.43	3,123,995.85	16,741.00
PERCENT EXPENDED:				79.9	PERCENT EXPENDED AND ENCUMBERED:					
							82.6			
200 Department Of Parks										
201 Parks, Office Of The Director										
2022	050	201	7100	411,290.00	411,290.00	292,477.06	118,812.94	.00	118,812.94	.00
2022	050	201	7500	143,430.00	143,430.00	68,175.27	75,254.73	.00	75,254.73	.00
DIVISION TOTALS:				554,720.00	554,720.00	360,652.33	194,067.67	.00	194,067.67	.00
202 Parks, Operations & Facility Mgmt										
2022	050	202	7100	2,669,170.00	2,619,170.00	2,338,007.20	281,162.80	.00	281,162.80	.00
2022	050	202	7200	1,193,300.00	1,127,300.00	862,653.69	264,646.31	193,800.29	70,846.02	8,535.00
2022	050	202	7300	777,090.00	759,370.00	553,922.51	205,447.49	175,956.31	29,491.18	.00
2022	050	202	7400	700,420.00	784,140.00	764,186.88	19,953.12	15,987.96	3,965.16	.00
2022	050	202	7500	1,049,880.00	1,049,880.00	765,835.33	284,044.67	.00	284,044.67	.00
2022	050	202	7600	.00	22,000.00	.00	22,000.00	.00	22,000.00	.00
DIVISION TOTALS:				6,389,860.00	6,361,860.00	5,284,605.61	1,077,254.39	385,744.56	691,509.83	8,535.00

050 203
 RUN DATE: 06/10/2022
 RUN TIME: 08.17.50

CITY OF CINCINNATI - DEPARTMENT OF FINANCE
 DIVISION OF ACCOUNTS AND AUDITS
 STATEMENT OF BALANCES
 APPROPRIATED FUNDS
 AS OF 05 / 31 / 2022

PGM ID: CFSFA104
 PAGE: 42

FY	FND	AGY	OBJT	ORIGINAL AUTHORIZATION	ADJUSTED AUTHORIZATION	EXPENDITURES AMOUNT	UNEXPENDED BALANCE	ENCUMBRANCE AMOUNT	UNENCUMBERED BALANCE	PRE-ENCUMBERED AMOUNT
203 Parks, Adm & Program Services										
2022	050	203	7100	1,250,261.00	1,250,261.00	1,199,803.78	50,457.22	.00	50,457.22	.00
2022	050	203	7200	592,560.00	592,560.00	515,059.26	77,500.74	76,979.92	520.82	.00
2022	050	203	7300	51,270.00	51,270.00	23,253.54	28,016.46	18,017.29	9,999.17	.00
2022	050	203	7400	15,540.00	15,540.00	9,290.60	6,249.40	.00	6,249.40	.00
2022	050	203	7500	400,509.00	400,509.00	375,121.76	25,387.24	.00	25,387.24	.00
DIVISION TOTALS:				2,310,140.00	2,310,140.00	2,122,528.94	187,611.06	94,997.21	92,613.85	.00
DEPARTMENT TOTALS:				9,254,720.00	9,226,720.00	7,767,786.88	1,458,933.12	480,741.77	978,191.35	8,535.00
PERCENT EXPENDED:				84.2	PERCENT EXPENDED AND ENCUMBERED:					
								89.4		
210 Dept Of Bldgs & Inspections										
211 Bldg & Inspections, Director										
2022	050	211	7100	5,370,160.00	4,525,400.00	3,848,817.57	676,582.43	.00	676,582.43	.00
2022	050	211	7200	432,150.00	508,350.00	178,642.10	329,707.90	18,325.74	311,382.16	.00
2022	050	211	7300	54,990.00	43,790.00	18,557.87	25,232.13	16,596.54	8,635.59	.00
2022	050	211	7400	320,440.00	339,440.00	243,394.61	96,045.39	95,157.38	888.01	.00
2022	050	211	7500	2,087,540.00	1,873,540.00	1,577,275.90	296,264.10	.00	296,264.10	.00
DIVISION TOTALS:				8,265,280.00	7,290,520.00	5,866,688.05	1,423,831.95	130,079.66	1,293,752.29	.00
212 Bldg & Inspections, Licenses & Permits										
2022	050	212	7100	1,495,290.00	1,595,290.00	1,275,990.31	319,299.69	.00	319,299.69	.00
2022	050	212	7200	317,550.00	313,550.00	97,816.57	215,733.43	5,088.04	210,645.39	.00
2022	050	212	7300	25,460.00	27,460.00	10,970.78	16,489.22	16,495.97	-6.75	.00
2022	050	212	7400	5,720.00	7,720.00	5,962.15	1,757.85	650.84	1,107.01	.00
2022	050	212	7500	491,750.00	491,750.00	497,186.10	-5,436.10	.00	-5,436.10	.00
DIVISION TOTALS:				2,335,770.00	2,435,770.00	1,887,925.91	547,844.09	22,234.85	525,609.24	.00
DEPARTMENT TOTALS:				10,601,050.00	9,726,290.00	7,754,613.96	1,971,676.04	152,314.51	1,819,361.53	.00
PERCENT EXPENDED:				79.7	PERCENT EXPENDED AND ENCUMBERED:					
								81.3		
220 Open										
222 Department Of Police										
2022	050	222	7100	74,044,860.00	76,161,875.00	65,439,970.27	10,721,904.73	.00	10,721,904.73	.00
2022	050	222	7200	4,709,310.00	4,715,810.00	3,802,578.55	913,231.45	488,219.29	425,012.16	.00
2022	050	222	7300	1,198,490.00	1,406,490.00	856,387.51	550,102.49	258,603.55	291,498.94	.00
2022	050	222	7400	224,160.00	392,660.00	182,483.30	210,176.70	42,601.83	167,574.87	.00
2022	050	222	7500	28,047,060.00	28,175,045.00	25,334,590.72	2,840,454.28	.00	2,840,454.28	.00
DIVISION TOTALS:				108,223,880.00	110,851,880.00	95,616,010.35	15,235,869.65	789,424.67	14,446,444.98	.00
225 Police - Investigations										
2022	050	225	7100	13,760,870.00	13,760,870.00	11,350,687.80	2,410,182.20	.00	2,410,182.20	.00
2022	050	225	7200	1,854,230.00	1,818,230.00	1,542,602.62	275,627.38	256,026.88	19,600.50	.00
2022	050	225	7300	135,860.00	135,860.00	94,321.78	41,538.22	7,316.72	34,221.50	.00
2022	050	225	7400	96,480.00	132,480.00	103,496.83	28,983.17	4,663.22	24,319.95	.00
2022	050	225	7500	5,028,960.00	5,186,960.00	4,536,051.21	650,908.79	.00	650,908.79	.00
DIVISION TOTALS:				20,876,400.00	21,034,400.00	17,627,160.24	3,407,239.76	268,006.82	3,139,232.94	.00
226 Police - Support										
2022	050	226	7100	12,335,330.00	12,335,330.00	9,513,592.18	2,821,737.82	.00	2,821,737.82	.00
2022	050	226	7200	2,591,800.00	3,126,800.00	2,194,539.64	932,260.36	312,401.77	619,858.59	12,200.00
2022	050	226	7300	1,382,740.00	1,377,740.00	771,500.16	606,239.84	451,289.41	154,950.43	.00
2022	050	226	7400	148,430.00	153,430.00	143,547.28	9,882.72	9,462.26	420.46	.00
2022	050	226	7500	4,958,370.00	4,958,370.00	3,743,404.57	1,214,965.43	.00	1,214,965.43	.00
DIVISION TOTALS:				21,416,670.00	21,951,670.00	16,366,583.83	5,585,086.17	773,153.44	4,811,932.73	12,200.00

050 227
 RUN DATE: 06/10/2022
 RUN TIME: 08.17.50

CITY OF CINCINNATI - DEPARTMENT OF FINANCE
 DIVISION OF ACCOUNTS AND AUDITS
 STATEMENT OF BALANCES
 APPROPRIATED FUNDS
 AS OF 05 / 31 / 2022

PGM ID: CFSFA104
 PAGE: 43

FY	FND	AGY	OBJT	ORIGINAL AUTHORIZATION	ADJUSTED AUTHORIZATION	EXPENDITURES AMOUNT	UNEXPENDED BALANCE	ENCUMBRANCE AMOUNT	UNENCUMBERED BALANCE	PRE-ENCUMBERED AMOUNT
227 Police - Administration										
2022	050	227	7100	8,140,770.00	8,401,410.00	7,136,814.46	1,264,595.54	.00	1,264,595.54	.00
2022	050	227	7200	3,151,130.00	3,181,036.00	2,959,141.60	221,894.40	116,705.15	105,189.25	10,222.29
2022	050	227	7300	214,370.00	221,000.00	99,537.48	121,462.52	45,804.47	75,658.05	.00
2022	050	227	7400	785,640.00	841,640.00	655,016.34	186,623.66	46,254.51	140,369.15	.00
2022	050	227	7500	3,194,530.00	3,194,530.00	2,490,858.71	703,671.29	.00	703,671.29	.00
DIVISION TOTALS:				15,486,440.00	15,839,616.00	13,341,368.59	2,498,247.41	208,764.13	2,289,483.28	10,222.29
228 Police - Resource Bureau										
2022	050	228	7100	.00	.00	-268,934.00	268,934.00	.00	268,934.00	.00
DIVISION TOTALS:				.00	.00	-268,934.00	268,934.00	.00	268,934.00	.00
DEPARTMENT TOTALS:				166,003,390.00	169,677,566.00	142,682,189.01	26,995,376.99	2,039,349.06	24,956,027.93	22,422.29
PERCENT EXPENDED:				84.1	PERCENT EXPENDED AND ENCUMBERED:					
								85.3		
230 Dept Of Transportation & Engin										
231 Trans & Eng, Director										
2022	050	231	7100	396,340.00	499,340.00	436,141.60	63,198.40	.00	63,198.40	.00
2022	050	231	7200	39,600.00	35,000.00	33,017.41	1,982.59	.00	1,982.59	.00
2022	050	231	7300	40,000.00	68,900.00	55,852.65	13,047.35	12,880.47	166.88	.00
2022	050	231	7400	800.00	66,400.00	32,684.16	33,715.84	3,178.92	30,536.92	.00
2022	050	231	7500	39,780.00	58,780.00	56,794.56	1,985.44	.00	1,985.44	.00
DIVISION TOTALS:				516,520.00	728,420.00	614,490.38	113,929.62	16,059.39	97,870.23	.00
232 Div Of Transportation Planning										
2022	050	232	7100	48,660.00	48,660.00	31,886.16	16,773.84	.00	16,773.84	.00
2022	050	232	7200	14,860.00	14,860.00	13,115.09	1,744.91	196.75	1,548.16	.00
2022	050	232	7300	610.00	610.00	.00	610.00	.00	610.00	.00
2022	050	232	7500	4,950.00	4,950.00	4,911.54	38.46	.00	38.46	.00
DIVISION TOTALS:				69,080.00	69,080.00	49,912.79	19,167.21	196.75	18,970.46	.00
233 Division Of Engineering										
2022	050	233	7100	115,400.00	12,400.00	-72,626.65	85,026.65	.00	85,026.65	.00
2022	050	233	7200	1,700.00	700.00	545.19	154.81	6.03	148.78	.00
2022	050	233	7400	.00	1,000.00	.00	1,000.00	.00	1,000.00	.00
2022	050	233	7500	42,700.00	23,700.00	.00	23,700.00	.00	23,700.00	.00
DIVISION TOTALS:				159,800.00	37,800.00	-72,081.46	109,881.46	6.03	109,875.43	.00
239 Division Of Traffic Engineer										
2022	050	239	7200	1,904,490.00	1,904,490.00	1,338,659.64	565,830.36	564,766.15	1,064.21	.00
2022	050	239	7300	58,500.00	58,500.00	1,621.55	56,878.45	18,951.43	37,927.02	.00
DIVISION TOTALS:				1,962,990.00	1,962,990.00	1,340,281.19	622,708.81	583,717.58	38,991.23	.00
DEPARTMENT TOTALS:				2,708,390.00	2,798,290.00	1,932,602.90	865,687.10	599,979.75	265,707.35	.00
PERCENT EXPENDED:				69.1	PERCENT EXPENDED AND ENCUMBERED:					
								90.5		
250 Dept Of Public Services										
251 Office Of The Director										
2022	050	251	7100	781,310.00	781,310.00	682,828.23	98,481.77	.00	98,481.77	.00
2022	050	251	7200	34,590.00	64,590.00	40,793.41	23,796.59	10,482.18	13,314.41	.00
2022	050	251	7300	38,690.00	34,690.00	20,092.48	14,597.52	7,220.14	7,377.38	.00
2022	050	251	7400	24,020.00	19,020.00	12,749.98	6,270.02	1,319.55	4,950.47	.00
2022	050	251	7500	207,350.00	217,300.00	199,699.59	17,600.41	.00	17,600.41	.00
DIVISION TOTALS:				1,085,960.00	1,116,910.00	956,163.69	160,746.31	19,021.87	141,724.44	.00

050 253
 RUN DATE: 06/10/2022
 RUN TIME: 08.17.50

CITY OF CINCINNATI - DEPARTMENT OF FINANCE
 DIVISION OF ACCOUNTS AND AUDITS
 STATEMENT OF BALANCES
 APPROPRIATED FUNDS
 AS OF 05 / 31 / 2022

PGM ID: CFSFA104
 PAGE: 44

FY	FND	AGY	OBJT	ORIGINAL AUTHORIZATION	ADJUSTED AUTHORIZATION	EXPENDITURES AMOUNT	UNEXPENDED BALANCE	ENCUMBRANCE AMOUNT	UNENCUMBERED BALANCE	PRE-ENCUMBERED AMOUNT
253 Div Of Neighborhood Operations										
2022	050	253	7100	4,520,980.00	4,394,640.00	3,236,558.03	1,158,081.97	.00	1,158,081.97	.00
2022	050	253	7200	4,495,390.00	4,757,378.00	3,846,280.34	911,097.66	884,599.05	26,498.61	.00
2022	050	253	7300	430,210.00	498,512.00	437,613.24	60,898.76	25,752.65	35,146.11	.00
2022	050	253	7400	48,800.00	48,800.00	14,433.25	34,366.75	854.95	33,511.80	.00
2022	050	253	7500	1,726,690.00	1,677,490.00	1,500,140.74	177,349.26	.00	177,349.26	.00
DIVISION TOTALS:				11,222,070.00	11,376,820.00	9,035,025.60	2,341,794.40	911,206.65	1,430,587.75	.00
255 Div Of City Facility Mgmt										
2022	050	255	7100	77,220.00	77,220.00	60,741.01	16,478.99	.00	16,478.99	.00
2022	050	255	7200	2,252,160.00	2,297,550.00	1,944,398.34	353,151.66	323,508.75	29,642.91	.00
2022	050	255	7300	910.00	22,555.00	4,844.65	17,710.35	15,030.03	2,680.32	.00
2022	050	255	7400	1,037,680.00	658,535.00	658,383.89	151.11	.00	151.11	.00
2022	050	255	7500	21,210.00	21,210.00	16,636.48	4,573.52	.00	4,573.52	.00
DIVISION TOTALS:				3,389,180.00	3,077,070.00	2,685,004.37	392,065.63	338,538.78	53,526.85	.00
256 Fleet Services										
2022	050	256	7100	111,000.00	111,000.00	96,157.44	14,842.56	.00	14,842.56	.00
2022	050	256	7200	770.00	840.00	786.89	53.11	.00	53.11	.00
2022	050	256	7300	190.00	1,190.00	.00	1,190.00	.00	1,190.00	.00
2022	050	256	7400	70.00	.00	.00	.00	.00	.00	.00
2022	050	256	7500	62,650.00	63,060.00	57,736.27	5,323.73	.00	5,323.73	.00
DIVISION TOTALS:				174,680.00	176,090.00	154,680.60	21,409.40	.00	21,409.40	.00
DEPARTMENT TOTALS:				15,871,890.00	15,746,890.00	12,830,874.26	2,916,015.74	1,268,767.30	1,647,248.44	.00
PERCENT EXPENDED:				81.5	PERCENT EXPENDED AND ENCUMBERED: 89.5					
270 Department Of Fire										
271 Fire - Response										
2022	050	271	7100	77,209,900.00	84,909,900.00	73,434,633.51	11,475,266.49	.00	11,475,266.49	.00
2022	050	271	7200	5,760,900.00	5,560,900.00	5,226,810.12	334,089.88	632,680.87	-298,590.99	.00
2022	050	271	7300	2,134,180.00	2,825,180.00	1,784,157.16	1,041,022.84	411,627.60	629,395.24	36,596.56
2022	050	271	7400	933,400.00	933,400.00	866,241.63	67,158.37	962.65	66,195.72	.00
2022	050	271	7500	32,316,290.00	34,116,290.00	31,024,032.54	3,092,257.46	.00	3,092,257.46	.00
DIVISION TOTALS:				118,354,670.00	128,345,670.00	112,335,874.96	16,009,795.04	1,045,271.12	14,964,523.92	36,596.56
272 Fire - Support Services										
2022	050	272	7100	10,882,010.00	9,882,010.00	8,025,785.67	1,856,224.33	.00	1,856,224.33	.00
2022	050	272	7200	423,340.00	456,840.00	228,357.69	228,482.31	31,240.90	197,241.41	73,541.75
2022	050	272	7300	823,910.00	923,410.00	549,576.60	373,833.40	246,436.73	127,396.67	.00
2022	050	272	7400	301,270.00	308,270.00	296,407.52	11,862.48	7,366.70	4,495.78	.00
2022	050	272	7500	4,014,770.00	3,514,770.00	3,090,899.70	423,870.30	.00	423,870.30	.00
DIVISION TOTALS:				16,445,300.00	15,085,300.00	12,191,027.18	2,894,272.82	285,044.33	2,609,228.49	73,541.75
DEPARTMENT TOTALS:				134,799,970.00	143,430,970.00	124,526,902.14	18,904,067.86	1,330,315.45	17,573,752.41	110,138.31
PERCENT EXPENDED:				86.8	PERCENT EXPENDED AND ENCUMBERED: 87.7					

050 281
 RUN DATE: 06/10/2022
 RUN TIME: 08.17.50

CITY OF CINCINNATI - DEPARTMENT OF FINANCE
 DIVISION OF ACCOUNTS AND AUDITS
 STATEMENT OF BALANCES
 APPROPRIATED FUNDS
 AS OF 05 / 31 / 2022

PGM ID: CFSFA104
 PAGE: 45

FY	FND	AGY	OBJT	ORIGINAL AUTHORIZATION	ADJUSTED AUTHORIZATION	EXPENDITURES AMOUNT	UNEXPENDED BALANCE	ENCUMBRANCE AMOUNT	UNENCUMBERED BALANCE	PRE-ENCUMBERED AMOUNT
280										
281 Economic Inclusion										
2022	050	281	7100	693,580.00	553,271.00	483,839.31	69,431.69	.00	69,431.69	.00
2022	050	281	7200	52,340.00	82,237.00	26,581.66	55,655.34	8,039.34	47,616.00	.00
2022	050	281	7300	28,280.00	6,348.00	2,709.51	3,638.49	387.95	3,250.54	.00
2022	050	281	7400	67,500.00	199,844.00	182,516.21	17,327.79	16,173.66	1,154.13	.00
2022	050	281	7500	204,620.00	204,620.00	161,980.24	42,639.76	.00	42,639.76	.00
DIVISION TOTALS:				1,046,320.00	1,046,320.00	857,626.93	188,693.07	24,600.95	164,092.12	.00
DEPARTMENT TOTALS:				1,046,320.00	1,046,320.00	857,626.93	188,693.07	24,600.95	164,092.12	.00
PERCENT EXPENDED:				82.0	PERCENT EXPENDED AND ENCUMBERED:					
								84.3		
910 Employee Benefits										
911 Contribution To City Pension										
2022	050	911	7500	939,250.00	1,245,350.00	939,250.00	306,100.00	.00	306,100.00	.00
DIVISION TOTALS:				939,250.00	1,245,350.00	939,250.00	306,100.00	.00	306,100.00	.00
919 Public Employee Assistance										
2022	050	919	7500	337,000.00	337,000.00	304,834.45	32,165.55	.00	32,165.55	.00
DIVISION TOTALS:				337,000.00	337,000.00	304,834.45	32,165.55	.00	32,165.55	.00
DEPARTMENT TOTALS:				1,276,250.00	1,582,350.00	1,244,084.45	338,265.55	.00	338,265.55	.00
PERCENT EXPENDED:				78.6	PERCENT EXPENDED AND ENCUMBERED:					
								78.6		
920 Employee Benefits (Cont)										
921 Workers' Comp Insurance										
2022	050	921	7500	3,971,250.00	3,971,250.00	3,834,854.80	136,395.20	.00	136,395.20	.00
DIVISION TOTALS:				3,971,250.00	3,971,250.00	3,834,854.80	136,395.20	.00	136,395.20	.00
922 Police & Fire Fighter's Ins										
2022	050	922	7400	313,000.00	313,000.00	195,000.00	118,000.00	.00	118,000.00	.00
DIVISION TOTALS:				313,000.00	313,000.00	195,000.00	118,000.00	.00	118,000.00	.00
923 State Unemployment Comp										
2022	050	923	7500	386,510.00	386,510.00	25,672.31	360,837.69	337,861.47	22,976.22	.00
DIVISION TOTALS:				386,510.00	386,510.00	25,672.31	360,837.69	337,861.47	22,976.22	.00
924 Lump Sum Payment										
2022	050	924	7100	886,110.00	593,547.00	518,311.50	75,235.50	.00	75,235.50	.00
2022	050	924	7500	.00	80,563.00	80,563.00	.00	.00	.00	.00
DIVISION TOTALS:				886,110.00	674,110.00	598,874.50	75,235.50	.00	75,235.50	.00
928 Tuition Reimbursement										
2022	050	928	7400	.00	100,000.00	7,605.00	92,395.00	.00	92,395.00	.00
DIVISION TOTALS:				.00	100,000.00	7,605.00	92,395.00	.00	92,395.00	.00
DEPARTMENT TOTALS:				5,556,870.00	5,444,870.00	4,662,006.61	782,863.39	337,861.47	445,001.92	.00
PERCENT EXPENDED:				85.6	PERCENT EXPENDED AND ENCUMBERED:					
								91.8		
940 Govt'Al & Prof'Al Services										
941 Audit And Examiner's Fees										
2022	050	941	7200	450,000.00	439,838.00	331,101.80	108,736.20	82,716.20	26,020.00	.00
2022	050	941	7400	.00	10,162.00	10,161.10	.90	.00	.90	.00
DIVISION TOTALS:				450,000.00	450,000.00	341,262.90	108,737.10	82,716.20	26,020.90	.00

050 942
 RUN DATE: 06/10/2022
 RUN TIME: 08.17.50

CITY OF CINCINNATI - DEPARTMENT OF FINANCE
 DIVISION OF ACCOUNTS AND AUDITS
 STATEMENT OF BALANCES
 APPROPRIATED FUNDS
 AS OF 05 / 31 / 2022

PGM ID: CFSFA104
 PAGE: 46

FY	FND	AGY	OBJT	ORIGINAL AUTHORIZATION	ADJUSTED AUTHORIZATION	EXPENDITURES AMOUNT	UNEXPENDED BALANCE	ENCUMBRANCE AMOUNT	UNENCUMBERED BALANCE	PRE-ENCUMBERED AMOUNT
942 Hamco Treasurer & Auditor Fees										
2022	050	942	7200	500,000.00	500,000.00	436,827.13	63,172.87	.00	63,172.87	.00
DIVISION TOTALS:				500,000.00	500,000.00	436,827.13	63,172.87	.00	63,172.87	.00
944 General Fund Overhead										
2022	050	944	7200	83,270.00	83,270.00	.00	83,270.00	.00	83,270.00	.00
DIVISION TOTALS:				83,270.00	83,270.00	.00	83,270.00	.00	83,270.00	.00
946 Election Expense										
2022	050	946	7200	51,000.00	51,000.00	.00	51,000.00	.00	51,000.00	.00
2022	050	946	7400	400,000.00	500,000.00	549,429.83	-49,429.83	.00	-49,429.83	.00
DIVISION TOTALS:				451,000.00	551,000.00	549,429.83	1,570.17	.00	1,570.17	.00
DEPARTMENT TOTALS:				1,484,270.00	1,584,270.00	1,327,519.86	256,750.14	82,716.20	174,033.94	.00
PERCENT EXPENDED:				83.8	PERCENT EXPENDED AND ENCUMBERED:					
								89.0		
950 Miscellaneous Accounts										
951 Judgments Against The City										
2022	050	951	7400	900,000.00	1,200,000.00	882,913.82	317,086.18	17,086.18	300,000.00	.00
DIVISION TOTALS:				900,000.00	1,200,000.00	882,913.82	317,086.18	17,086.18	300,000.00	.00
952 Enterprise Software and Licenses										
2022	050	952	7200	1,472,620.00	2,223,968.00	2,099,026.10	124,941.90	105,764.82	19,177.08	.00
2022	050	952	7300	470,310.00	59,469.00	49,282.58	10,186.42	10,185.54	.88	.00
2022	050	952	7400	4,388,710.00	3,794,339.00	2,769,045.39	1,025,293.61	969,135.30	56,158.31	72,575.00
DIVISION TOTALS:				6,331,640.00	6,077,776.00	4,917,354.07	1,160,421.93	1,085,085.66	75,336.27	72,575.00
953 Memberships & Publications										
2022	050	953	7200	173,990.00	173,990.00	137,994.00	35,996.00	5,998.00	29,998.00	.00
2022	050	953	7400	90,380.00	90,380.00	.00	90,380.00	.00	90,380.00	.00
DIVISION TOTALS:				264,370.00	264,370.00	137,994.00	126,376.00	5,998.00	120,378.00	.00
959 Manager's Office Obligations										
2022	050	959	7200	178,760.00	188,260.00	67,138.27	121,121.73	91,659.80	29,461.93	.00
2022	050	959	7300	.00	2,500.00	2,391.25	108.75	108.75	.00	.00
2022	050	959	7400	.00	8,800.00	8,755.00	45.00	.00	45.00	.00
DIVISION TOTALS:				178,760.00	199,560.00	78,284.52	121,275.48	91,768.55	29,506.93	.00
DEPARTMENT TOTALS:				7,674,770.00	7,741,706.00	6,016,546.41	1,725,159.59	1,199,938.39	525,221.20	72,575.00
PERCENT EXPENDED:				77.7	PERCENT EXPENDED AND ENCUMBERED:					
								93.2		
960 Miscellaneous Accounts (Cont)										
963 Spec1 Improv District										
2022	050	963	7200	110,880.00	110,880.00	1,720.10	109,159.90	.00	109,159.90	.00
DIVISION TOTALS:				110,880.00	110,880.00	1,720.10	109,159.90	.00	109,159.90	.00
968 Port Authority Gr Cinti Dev										
2022	050	968	7200	700,000.00	700,000.00	.00	700,000.00	700,000.00	.00	.00
DIVISION TOTALS:				700,000.00	700,000.00	.00	700,000.00	700,000.00	.00	.00
969 PIRAS										
2022	050	969	7200	30,480.00	30,480.00	.00	30,480.00	.00	30,480.00	.00
DIVISION TOTALS:				30,480.00	30,480.00	.00	30,480.00	.00	30,480.00	.00
DEPARTMENT TOTALS:				841,360.00	841,360.00	1,720.10	839,639.90	700,000.00	139,639.90	.00
PERCENT EXPENDED:				.2	PERCENT EXPENDED AND ENCUMBERED:					
								83.4		

050 990
 RUN DATE: 06/10/2022
 RUN TIME: 08.17.50

CITY OF CINCINNATI - DEPARTMENT OF FINANCE
 DIVISION OF ACCOUNTS AND AUDITS
 STATEMENT OF BALANCES
 APPROPRIATED FUNDS
 AS OF 05 / 31 / 2022

PGM ID: CFSFA104
 PAGE: 47

FY	FND	AGY	OBJT	ORIGINAL AUTHORIZATION	ADJUSTED AUTHORIZATION	EXPENDITURES AMOUNT	UNEXPENDED BALANCE	ENCUMBRANCE AMOUNT	UNENCUMBERED BALANCE	PRE-ENCUMBERED AMOUNT
990 Reserve For Contingencies										
990 Reserve For Contingencies										
2022	050	990	7200	100,000.00	.00	.00	.00	.00	.00	.00
DIVISION TOTALS:				100,000.00	.00	.00	.00	.00	.00	.00
DEPARTMENT TOTALS:				100,000.00	.00	.00	.00	.00	.00	.00
PERCENT EXPENDED:				.0	PERCENT EXPENDED AND ENCUMBERED:					
								.0		
101 Water Works FUND										
300 Department Of Water Works										
301 Water Works, Business Service										
2022	101	301	7100	6,441,350.00	6,441,350.00	4,843,172.20	1,598,177.80	.00	1,598,177.80	.00
2022	101	301	7200	2,366,600.00	2,360,400.00	617,277.04	1,743,122.96	473,981.66	1,269,141.30	.00
2022	101	301	7300	243,220.00	243,220.00	76,708.61	166,511.39	29,783.54	136,727.85	.00
2022	101	301	7400	1,551,630.00	1,557,830.00	460,206.84	1,097,623.16	224,845.14	872,778.02	.00
2022	101	301	7500	2,258,650.00	2,258,650.00	1,750,269.09	508,380.91	.00	508,380.91	.00
DIVISION TOTALS:				12,861,450.00	12,861,450.00	7,747,633.78	5,113,816.22	728,610.34	4,385,205.88	.00
302 Water Works, Commercial Services										
2022	101	302	7100	6,112,280.00	5,962,280.00	4,809,971.02	1,152,308.98	.00	1,152,308.98	.00
2022	101	302	7200	4,140,580.00	4,065,580.00	2,961,203.71	1,104,376.29	995,765.24	108,611.05	.00
2022	101	302	7300	751,850.00	976,850.00	776,418.34	200,431.66	38,452.72	161,978.94	2,000.00
2022	101	302	7400	38,650.00	38,650.00	7,770.71	30,879.29	7,565.48	23,313.81	1,000.00
2022	101	302	7500	2,517,410.00	2,517,410.00	2,066,730.10	450,679.90	.00	450,679.90	.00
DIVISION TOTALS:				13,560,770.00	13,560,770.00	10,622,093.88	2,938,676.12	1,041,783.44	1,896,892.68	3,000.00
303 Water Works, Div Of Supply										
2022	101	303	7100	9,015,570.00	8,915,570.00	6,410,921.92	2,504,648.08	.00	2,504,648.08	.00
2022	101	303	7200	11,164,160.00	13,714,160.00	8,696,190.00	5,017,970.00	4,094,846.51	923,123.49	53,200.00
2022	101	303	7300	1,600,000.00	1,700,000.00	1,175,628.19	524,371.81	505,291.45	19,080.36	.00
2022	101	303	7400	146,790.00	146,790.00	71,305.63	75,484.37	42,564.94	32,919.43	.00
2022	101	303	7500	3,728,970.00	3,628,970.00	2,596,101.11	1,032,868.89	.00	1,032,868.89	.00
DIVISION TOTALS:				25,655,490.00	28,105,490.00	18,950,146.85	9,155,343.15	4,642,702.90	4,512,640.25	53,200.00
304 Water Works, Div Of Distribution										
2022	101	304	7100	8,225,900.00	7,775,900.00	6,659,139.86	1,116,760.14	.00	1,116,760.14	.00
2022	101	304	7200	4,353,500.00	4,823,286.00	2,826,207.82	1,997,078.18	1,589,069.61	408,008.57	.00
2022	101	304	7300	2,385,050.00	2,785,050.00	2,090,080.55	694,969.45	178,607.10	516,362.35	52,140.97
2022	101	304	7400	40,000.00	40,000.00	27,994.11	12,005.89	7,828.56	4,177.33	2,000.00
2022	101	304	7500	3,634,200.00	3,434,200.00	2,784,775.83	649,424.17	.00	649,424.17	.00
DIVISION TOTALS:				18,638,650.00	18,858,436.00	14,388,198.17	4,470,237.83	1,775,505.27	2,694,732.56	54,140.97
305 Div Of Wtr Quality & Treatment										
2022	101	305	7100	3,067,210.00	3,067,210.00	2,501,466.25	565,743.75	.00	565,743.75	.00
2022	101	305	7200	767,520.00	767,520.00	253,370.11	514,149.89	274,905.32	239,244.57	.00
2022	101	305	7300	4,894,020.00	4,894,020.00	4,126,584.87	767,435.13	138,406.17	629,028.96	.00
2022	101	305	7400	94,050.00	94,050.00	75,900.69	18,149.31	3,317.80	14,831.51	.00
2022	101	305	7500	1,163,170.00	1,163,170.00	991,694.91	171,475.09	.00	171,475.09	.00
DIVISION TOTALS:				9,985,970.00	9,985,970.00	7,949,016.83	2,036,953.17	416,629.29	1,620,323.88	.00

101 306
 RUN DATE: 06/10/2022
 RUN TIME: 08.17.50

CITY OF CINCINNATI - DEPARTMENT OF FINANCE
 DIVISION OF ACCOUNTS AND AUDITS
 STATEMENT OF BALANCES
 APPROPRIATED FUNDS
 AS OF 05 / 31 / 2022

PGM ID: CFSFA104
 PAGE: 48

FY	FND	AGY	OBJT	ORIGINAL AUTHORIZATION	ADJUSTED AUTHORIZATION	EXPENDITURES AMOUNT	UNEXPENDED BALANCE	ENCUMBRANCE AMOUNT	UNENCUMBERED BALANCE	PRE-ENCUMBERED AMOUNT
306 Water Works, Div Of Engineering										
2022	101	306	7100	4,415,940.00	4,415,940.00	2,082,260.49	2,333,679.51	.00	2,333,679.51	.00
2022	101	306	7200	952,850.00	952,850.00	353,632.61	599,217.39	16,124.97	583,092.42	.00
2022	101	306	7300	112,700.00	112,700.00	68,932.75	43,767.25	19,239.01	24,528.24	2,000.00
2022	101	306	7400	139,900.00	139,900.00	39,555.36	100,344.64	865.58	99,479.06	1,000.00
2022	101	306	7500	1,714,970.00	1,714,970.00	983,934.23	731,035.77	.00	731,035.77	.00
DIVISION TOTALS:				7,336,360.00	7,336,360.00	3,528,315.44	3,808,044.56	36,229.56	3,771,815.00	3,000.00
307 Water Works, Div Of Info Tech										
2022	101	307	7100	4,062,120.00	4,062,120.00	2,952,693.27	1,109,426.73	.00	1,109,426.73	.00
2022	101	307	7200	2,172,970.00	2,217,970.00	1,466,410.99	751,559.01	301,492.43	450,066.58	10,091.10
2022	101	307	7300	61,880.00	61,880.00	37,374.89	24,505.11	11,808.36	12,696.75	.00
2022	101	307	7400	2,791,170.00	2,746,170.00	838,117.45	1,908,052.55	1,188,641.72	719,410.83	54,150.00
2022	101	307	7500	1,357,480.00	1,357,480.00	980,911.36	376,568.64	.00	376,568.64	.00
DIVISION TOTALS:				10,445,620.00	10,445,620.00	6,275,507.96	4,170,112.04	1,501,942.51	2,668,169.53	64,241.10
309 Water Works Debt Service										
2022	101	309	7700	44,900,000.00	44,900,000.00	36,828,726.39	8,071,273.61	2,673,244.96	5,398,028.65	.00
DIVISION TOTALS:				44,900,000.00	44,900,000.00	36,828,726.39	8,071,273.61	2,673,244.96	5,398,028.65	.00
DEPARTMENT TOTALS:				143,384,310.00	146,054,096.00	106,289,639.30	39,764,456.70	12,816,648.27	26,947,808.43	177,582.07
PERCENT EXPENDED:				72.8	PERCENT EXPENDED AND ENCUMBERED:					
								81.5		
910 Employee Benefits										
911 Contribution To City Pension										
2022	101	911	7500	512,450.00	512,450.00	512,450.00	.00	.00	.00	.00
2022	101	911	7700	332,610.00	332,610.00	332,597.07	12.93	.00	12.93	.00
DIVISION TOTALS:				845,060.00	845,060.00	845,047.07	12.93	.00	12.93	.00
919 Public Employee Assistance										
2022	101	919	7500	44,000.00	44,000.00	41,992.34	2,007.66	.00	2,007.66	.00
DIVISION TOTALS:				44,000.00	44,000.00	41,992.34	2,007.66	.00	2,007.66	.00
DEPARTMENT TOTALS:				889,060.00	889,060.00	887,039.41	2,020.59	.00	2,020.59	.00
PERCENT EXPENDED:				99.8	PERCENT EXPENDED AND ENCUMBERED:					
							99.8			
920 Employee Benefits (Cont)										
921 Workers' Comp Insurance										
2022	101	921	7500	686,890.00	567,104.00	567,103.18	.82	.00	.82	.00
DIVISION TOTALS:				686,890.00	567,104.00	567,103.18	.82	.00	.82	.00
DEPARTMENT TOTALS:				686,890.00	567,104.00	567,103.18	.82	.00	.82	.00
PERCENT EXPENDED:				100.0	PERCENT EXPENDED AND ENCUMBERED:					
							100.0			
940 Govt'Al & Prof'Al Services										
944 General Fund Overhead										
2022	101	944	7200	3,772,150.00	3,672,150.00	3,371,319.69	300,830.31	.00	300,830.31	.00
DIVISION TOTALS:				3,772,150.00	3,672,150.00	3,371,319.69	300,830.31	.00	300,830.31	.00
DEPARTMENT TOTALS:				3,772,150.00	3,672,150.00	3,371,319.69	300,830.31	.00	300,830.31	.00
PERCENT EXPENDED:				91.8	PERCENT EXPENDED AND ENCUMBERED:					
							91.8			

102 134
 RUN DATE: 06/10/2022
 RUN TIME: 08.17.50

CITY OF CINCINNATI - DEPARTMENT OF FINANCE
 DIVISION OF ACCOUNTS AND AUDITS
 STATEMENT OF BALANCES
 APPROPRIATED FUNDS
 AS OF 05 / 31 / 2022

PGM ID: CFSFA104
 PAGE: 49

FY	FND	AGY	OBJT	ORIGINAL AUTHORIZATION	ADJUSTED AUTHORIZATION	EXPENDITURES AMOUNT	UNEXPENDED BALANCE	ENCUMBRANCE AMOUNT	UNENCUMBERED BALANCE	PRE-ENCUMBERED AMOUNT
102 Parking System Facilities FUND										
130 Department Of Finance										
134 Finance, Treasury										
2022	102	134	7100	18,700.00	18,700.00	9,591.53	9,108.47	.00	9,108.47	.00
2022	102	134	7200	27,500.00	23,500.00	2,000.22	21,499.78	21,499.78	.00	.00
2022	102	134	7500	8,840.00	8,840.00	4,176.85	4,663.15	.00	4,663.15	.00
DIVISION TOTALS:				55,040.00	51,040.00	15,768.60	35,271.40	21,499.78	13,771.62	.00
DEPARTMENT TOTALS:				55,040.00	51,040.00	15,768.60	35,271.40	21,499.78	13,771.62	.00
PERCENT EXPENDED: 30.9				PERCENT EXPENDED AND ENCUMBERED: 73.0						
240 Dept. Of Enterprise Services										
248 Div Of Parking Facilities										
2022	102	248	7100	349,160.00	349,160.00	283,162.68	65,997.32	.00	65,997.32	.00
2022	102	248	7200	3,341,210.00	3,341,210.00	2,228,208.68	1,113,001.32	791,226.92	321,774.40	.00
2022	102	248	7300	36,470.00	36,470.00	1,090.94	35,379.06	19.76	35,359.30	.00
2022	102	248	7400	1,394,090.00	1,394,090.00	1,269,216.42	124,873.58	34,878.83	89,994.75	.00
2022	102	248	7500	108,600.00	108,600.00	108,399.54	200.46	.00	200.46	.00
2022	102	248	7700	2,184,090.00	2,184,090.00	892,296.01	1,291,793.99	.00	1,291,793.99	.00
DIVISION TOTALS:				7,413,620.00	7,413,620.00	4,782,374.27	2,631,245.73	826,125.51	1,805,120.22	.00
DEPARTMENT TOTALS:				7,413,620.00	7,413,620.00	4,782,374.27	2,631,245.73	826,125.51	1,805,120.22	.00
PERCENT EXPENDED: 64.5				PERCENT EXPENDED AND ENCUMBERED: 75.7						
910 Employee Benefits										
911 Contribution To City Pension										
2022	102	911	7500	12,670.00	13,115.00	12,670.00	445.00	.00	445.00	.00
2022	102	911	7700	34,850.00	34,850.00	34,840.43	9.57	.00	9.57	.00
DIVISION TOTALS:				47,520.00	47,965.00	47,510.43	454.57	.00	454.57	.00
919 Public Employee Assistance										
2022	102	919	7500	2,700.00	2,700.00	442.68	2,257.32	.00	2,257.32	.00
DIVISION TOTALS:				2,700.00	2,700.00	442.68	2,257.32	.00	2,257.32	.00
DEPARTMENT TOTALS:				50,220.00	50,665.00	47,953.11	2,711.89	.00	2,711.89	.00
PERCENT EXPENDED: 94.6				PERCENT EXPENDED AND ENCUMBERED: 94.6						
920 Employee Benefits (Cont)										
921 Workers' Comp Insurance										
2022	102	921	7500	7,020.00	7,020.00	5,877.04	1,142.96	.00	1,142.96	.00
DIVISION TOTALS:				7,020.00	7,020.00	5,877.04	1,142.96	.00	1,142.96	.00
DEPARTMENT TOTALS:				7,020.00	7,020.00	5,877.04	1,142.96	.00	1,142.96	.00
PERCENT EXPENDED: 83.7				PERCENT EXPENDED AND ENCUMBERED: 83.7						
940 Govt'Al & Prof'Al Services										
944 General Fund Overhead										
2022	102	944	7200	38,630.00	38,630.00	35,282.51	3,347.49	.00	3,347.49	.00
DIVISION TOTALS:				38,630.00	38,630.00	35,282.51	3,347.49	.00	3,347.49	.00
DEPARTMENT TOTALS:				38,630.00	38,630.00	35,282.51	3,347.49	.00	3,347.49	.00
PERCENT EXPENDED: 91.3				PERCENT EXPENDED AND ENCUMBERED: 91.3						

102 966
 RUN DATE: 06/10/2022
 RUN TIME: 08.17.50

CITY OF CINCINNATI - DEPARTMENT OF FINANCE
 DIVISION OF ACCOUNTS AND AUDITS
 STATEMENT OF BALANCES
 APPROPRIATED FUNDS
 AS OF 05 / 31 / 2022

PGM ID: CFSFA104
 PAGE: 50

FY	FND	AGY	OBJT	ORIGINAL AUTHORIZATION	ADJUSTED AUTHORIZATION	EXPENDITURES AMOUNT	UNEXPENDED BALANCE	ENCUMBRANCE AMOUNT	UNENCUMBERED BALANCE	PRE-ENCUMBERED AMOUNT
960 Miscellaneous Accounts (Cont)										
966 Cincinnati Music Hall										
2022	102	966	7400	100,000.00	100,000.00	100,000.00	.00	.00	.00	.00
DIVISION TOTALS:				100,000.00	100,000.00	100,000.00	.00	.00	.00	.00
DEPARTMENT TOTALS:				100,000.00	100,000.00	100,000.00	.00	.00	.00	.00
PERCENT EXPENDED: 100.0				PERCENT EXPENDED AND ENCUMBERED: 100.0						
103 Convention-Exposition Center FUND										
240 Dept. Of Enterprise Services										
243 Duke Energy Center										
2022	103	243	7100	69,420.00	101,400.00	59,418.13	41,981.87	.00	41,981.87	.00
2022	103	243	7200	8,935,110.00	8,792,946.00	6,784,650.59	2,008,295.41	1,780,456.52	227,838.89	.00
2022	103	243	7300	.00	142,164.00	142,163.56	.44	.00	.44	.00
2022	103	243	7400	323,980.00	292,000.00	133,681.04	158,318.96	.00	158,318.96	.00
2022	103	243	7500	40,340.00	40,340.00	20,918.05	19,421.95	.00	19,421.95	.00
2022	103	243	7700	306,320.00	306,320.00	306,312.44	7.56	.00	7.56	.00
DIVISION TOTALS:				9,675,170.00	9,675,170.00	7,447,143.81	2,228,026.19	1,780,456.52	447,569.67	.00
DEPARTMENT TOTALS:				9,675,170.00	9,675,170.00	7,447,143.81	2,228,026.19	1,780,456.52	447,569.67	.00
PERCENT EXPENDED: 77.0				PERCENT EXPENDED AND ENCUMBERED: 95.4						
990 Reserve For Contingencies										
990 Reserve For Contingencies										
2022	103	990	7200	300,000.00	300,000.00	.00	300,000.00	.00	300,000.00	.00
DIVISION TOTALS:				300,000.00	300,000.00	.00	300,000.00	.00	300,000.00	.00
DEPARTMENT TOTALS:				300,000.00	300,000.00	.00	300,000.00	.00	300,000.00	.00
PERCENT EXPENDED: .0				PERCENT EXPENDED AND ENCUMBERED: .0						
104 General Aviation FUND										
230 Dept Of Transportation & Engin										
234 Div Of Aviation										
2022	104	234	7100	869,140.00	869,140.00	663,127.60	206,012.40	.00	206,012.40	.00
2022	104	234	7200	498,290.00	498,290.00	380,367.83	117,922.17	71,601.92	46,320.25	.00
2022	104	234	7300	110,430.00	110,430.00	41,878.39	68,551.61	60,024.01	8,527.60	.00
2022	104	234	7400	241,670.00	241,670.00	210,081.72	31,588.28	1,846.15	29,742.13	.00
2022	104	234	7500	357,010.00	357,010.00	248,111.39	108,898.61	.00	108,898.61	.00
2022	104	234	7700	51,270.00	51,270.00	51,263.04	6.96	.00	6.96	.00
DIVISION TOTALS:				2,127,810.00	2,127,810.00	1,594,829.97	532,980.03	133,472.08	399,507.95	.00
DEPARTMENT TOTALS:				2,127,810.00	2,127,810.00	1,594,829.97	532,980.03	133,472.08	399,507.95	.00
PERCENT EXPENDED: 75.0				PERCENT EXPENDED AND ENCUMBERED: 81.2						
910 Employee Benefits										
911 Contribution To City Pension										
2022	104	911	7500	7,480.00	7,740.00	7,480.00	260.00	.00	260.00	.00
DIVISION TOTALS:				7,480.00	7,740.00	7,480.00	260.00	.00	260.00	.00

104 919
 RUN DATE: 06/10/2022
 RUN TIME: 08.17.50

CITY OF CINCINNATI - DEPARTMENT OF FINANCE
 DIVISION OF ACCOUNTS AND AUDITS
 STATEMENT OF BALANCES
 APPROPRIATED FUNDS
 AS OF 05 / 31 / 2022

PGM ID: CFSFA104
 PAGE: 51

FY	FND	AGY	OBJT	ORIGINAL AUTHORIZATION	ADJUSTED AUTHORIZATION	EXPENDITURES AMOUNT	UNEXPENDED BALANCE	ENCUMBRANCE AMOUNT	UNENCUMBERED BALANCE	PRE-ENCUMBERED AMOUNT
919 Public Employee Assistance										
2022	104	919	7500	1,000.00	1,000.00	965.91	34.09	.00	34.09	.00
DIVISION TOTALS:				1,000.00	1,000.00	965.91	34.09	.00	34.09	.00
DEPARTMENT TOTALS:				8,480.00	8,740.00	8,445.91	294.09	.00	294.09	.00
PERCENT EXPENDED:				96.6	PERCENT EXPENDED AND ENCUMBERED:					
								96.6		
920 Employee Benefits (Cont)										
921 Workers' Comp Insurance										
2022	104	921	7500	13,870.00	13,870.00	12,824.03	1,045.97	.00	1,045.97	.00
DIVISION TOTALS:				13,870.00	13,870.00	12,824.03	1,045.97	.00	1,045.97	.00
DEPARTMENT TOTALS:				13,870.00	13,870.00	12,824.03	1,045.97	.00	1,045.97	.00
PERCENT EXPENDED:				92.5	PERCENT EXPENDED AND ENCUMBERED:					
								92.5		
940 Govt'Al & Prof'Al Services										
944 General Fund Overhead										
2022	104	944	7200	76,040.00	76,990.00	76,040.00	950.00	.00	950.00	.00
DIVISION TOTALS:				76,040.00	76,990.00	76,040.00	950.00	.00	950.00	.00
DEPARTMENT TOTALS:				76,040.00	76,990.00	76,040.00	950.00	.00	950.00	.00
PERCENT EXPENDED:				98.8	PERCENT EXPENDED AND ENCUMBERED:					
								98.8		
105 Municipal Golf FUND										
190 Dept Of Public Recreation										
195 Recreation Golf										
2022	105	195	7100	159,800.00	127,800.00	72,894.14	54,905.86	.00	54,905.86	.00
2022	105	195	7200	4,665,150.00	4,715,150.00	4,174,111.69	541,038.31	533,323.19	7,715.12	.00
2022	105	195	7300	144,030.00	114,030.00	92,479.45	21,550.55	.00	21,550.55	.00
2022	105	195	7400	90,840.00	90,840.00	32,947.36	57,892.64	16,599.24	41,293.40	.00
2022	105	195	7500	54,940.00	41,940.00	20,368.78	21,571.22	.00	21,571.22	.00
2022	105	195	7700	325,630.00	325,630.00	325,625.00	5.00	.00	5.00	.00
DIVISION TOTALS:				5,440,390.00	5,415,390.00	4,718,426.42	696,963.58	549,922.43	147,041.15	.00
199 Recreation Administration										
2022	105	199	7100	60,150.00	60,150.00	.00	60,150.00	.00	60,150.00	.00
2022	105	199	7500	20,120.00	20,120.00	.00	20,120.00	.00	20,120.00	.00
DIVISION TOTALS:				80,270.00	80,270.00	.00	80,270.00	.00	80,270.00	.00
DEPARTMENT TOTALS:				5,520,660.00	5,495,660.00	4,718,426.42	777,233.58	549,922.43	227,311.15	.00
PERCENT EXPENDED:				85.9	PERCENT EXPENDED AND ENCUMBERED:					
								95.9		
910 Employee Benefits										
919 Public Employee Assistance										
2022	105	919	7500	300.00	300.00	93.77	206.23	.00	206.23	.00
DIVISION TOTALS:				300.00	300.00	93.77	206.23	.00	206.23	.00
DEPARTMENT TOTALS:				300.00	300.00	93.77	206.23	.00	206.23	.00
PERCENT EXPENDED:				31.3	PERCENT EXPENDED AND ENCUMBERED:					
								31.3		

105 921
 RUN DATE: 06/10/2022
 RUN TIME: 08.17.50

CITY OF CINCINNATI - DEPARTMENT OF FINANCE
 DIVISION OF ACCOUNTS AND AUDITS
 STATEMENT OF BALANCES
 APPROPRIATED FUNDS
 AS OF 05 / 31 / 2022

PGM ID: CFSFA104
 PAGE: 52

FY	FND	AGY	OBJT	ORIGINAL AUTHORIZATION	ADJUSTED AUTHORIZATION	EXPENDITURES AMOUNT	UNEXPENDED BALANCE	ENCUMBRANCE AMOUNT	UNENCUMBERED BALANCE	PRE-ENCUMBERED AMOUNT
920 Employee Benefits (Cont)										
921 Workers' Comp Insurance										
2022	105	921	7500	3,250.00	3,250.00	2,375.68	874.32	.00	874.32	.00
DIVISION TOTALS:				3,250.00	3,250.00	2,375.68	874.32	.00	874.32	.00
DEPARTMENT TOTALS:				3,250.00	3,250.00	2,375.68	874.32	.00	874.32	.00
PERCENT EXPENDED:				73.1	PERCENT EXPENDED AND ENCUMBERED:					
								73.1		
940 Govt'Al & Prof'Al Services										
944 General Fund Overhead										
2022	105	944	7200	17,590.00	17,590.00	14,262.28	3,327.72	.00	3,327.72	.00
DIVISION TOTALS:				17,590.00	17,590.00	14,262.28	3,327.72	.00	3,327.72	.00
DEPARTMENT TOTALS:				17,590.00	17,590.00	14,262.28	3,327.72	.00	3,327.72	.00
PERCENT EXPENDED:				81.1	PERCENT EXPENDED AND ENCUMBERED:					
								81.1		
107 Stormwater Management FUND										
100 Office Of The City Manager										
104 Office Of Environment & Sustainability										
2022	107	104	7200	1,036,310.00	1,073,310.00	1,036,310.00	37,000.00	.00	37,000.00	.00
DIVISION TOTALS:				1,036,310.00	1,073,310.00	1,036,310.00	37,000.00	.00	37,000.00	.00
DEPARTMENT TOTALS:				1,036,310.00	1,073,310.00	1,036,310.00	37,000.00	.00	37,000.00	.00
PERCENT EXPENDED:				96.6	PERCENT EXPENDED AND ENCUMBERED:					
								96.6		
190 Dept Of Public Recreation										
194 Recreation Maintenance										
2022	107	194	7100	767,390.00	767,390.00	407,641.39	359,748.61	.00	359,748.61	.00
2022	107	194	7500	275,800.00	275,800.00	172,075.01	103,724.99	.00	103,724.99	.00
DIVISION TOTALS:				1,043,190.00	1,043,190.00	579,716.40	463,473.60	.00	463,473.60	.00
DEPARTMENT TOTALS:				1,043,190.00	1,043,190.00	579,716.40	463,473.60	.00	463,473.60	.00
PERCENT EXPENDED:				55.6	PERCENT EXPENDED AND ENCUMBERED:					
								55.6		
200 Department Of Parks										
202 Parks, Operations & Facility Mgmt										
2022	107	202	7100	1,326,960.00	1,326,960.00	1,036,551.36	290,408.64	.00	290,408.64	.00
2022	107	202	7300	16,130.00	16,130.00	.00	16,130.00	4,463.73	11,666.27	.00
2022	107	202	7500	591,930.00	591,930.00	462,541.37	129,388.63	.00	129,388.63	.00
DIVISION TOTALS:				1,935,020.00	1,935,020.00	1,499,092.73	435,927.27	4,463.73	431,463.54	.00
DEPARTMENT TOTALS:				1,935,020.00	1,935,020.00	1,499,092.73	435,927.27	4,463.73	431,463.54	.00
PERCENT EXPENDED:				77.5	PERCENT EXPENDED AND ENCUMBERED:					
								77.7		

107 212
 RUN DATE: 06/10/2022
 RUN TIME: 08.17.50

CITY OF CINCINNATI - DEPARTMENT OF FINANCE
 DIVISION OF ACCOUNTS AND AUDITS
 STATEMENT OF BALANCES
 APPROPRIATED FUNDS
 AS OF 05 / 31 / 2022

PGM ID: CFSFA104
 PAGE: 53

FY	FND	AGY	OBJT	ORIGINAL AUTHORIZATION	ADJUSTED AUTHORIZATION	EXPENDITURES AMOUNT	UNEXPENDED BALANCE	ENCUMBRANCE AMOUNT	UNENCUMBERED BALANCE	PRE-ENCUMBERED AMOUNT
210 Dept Of Bldgs & Inspections										
212 Bldg & Inspections, Licenses & Permits										
2022	107	212	7100	562,910.00	487,910.00	257,266.93	230,643.07	.00	230,643.07	.00
2022	107	212	7200	498,610.00	573,610.00	126,151.29	447,458.71	169,214.31	278,244.40	.00
2022	107	212	7300	18,160.00	18,160.00	12,480.36	5,679.64	3,113.13	2,566.51	.00
2022	107	212	7400	15,250.00	15,250.00	1,954.68	13,295.32	650.32	12,645.00	.00
2022	107	212	7500	277,740.00	277,740.00	123,241.96	154,498.04	.00	154,498.04	.00
DIVISION TOTALS:				1,372,670.00	1,372,670.00	521,095.22	851,574.78	172,977.76	678,597.02	.00
DEPARTMENT TOTALS:				1,372,670.00	1,372,670.00	521,095.22	851,574.78	172,977.76	678,597.02	.00
PERCENT EXPENDED:				38.0	PERCENT EXPENDED AND ENCUMBERED:					
								50.6		
250 Dept Of Public Services										
253 Div Of Neighborhood Operations										
2022	107	253	7100	3,508,050.00	3,467,800.00	2,954,034.70	513,765.30	.00	513,765.30	.00
2022	107	253	7200	1,852,100.00	2,286,390.00	1,641,823.23	644,566.77	234,426.71	410,140.06	.00
2022	107	253	7300	325,120.00	439,965.00	324,496.30	115,468.70	29,356.38	86,112.32	.00
2022	107	253	7400	205,330.00	6,330.00	4,316.58	2,013.42	574.83	1,438.59	.00
2022	107	253	7500	1,479,060.00	1,331,020.00	1,000,167.99	330,852.01	.00	330,852.01	.00
DIVISION TOTALS:				7,369,660.00	7,531,505.00	5,924,838.80	1,606,666.20	264,357.92	1,342,308.28	.00
DEPARTMENT TOTALS:				7,369,660.00	7,531,505.00	5,924,838.80	1,606,666.20	264,357.92	1,342,308.28	.00
PERCENT EXPENDED:				78.7	PERCENT EXPENDED AND ENCUMBERED:					
								82.2		
310 Open										
311 Stormwater Management Utility										
2022	107	311	7100	2,997,080.00	2,897,080.00	2,213,239.78	683,840.22	.00	683,840.22	.00
2022	107	311	7200	5,256,540.00	5,346,540.00	3,008,016.84	2,338,523.16	1,200,704.06	1,137,819.10	230,500.00
2022	107	311	7300	366,610.00	376,610.00	163,133.03	213,476.97	33,886.34	179,590.63	30,613.71
2022	107	311	7400	638,510.00	688,510.00	621,001.18	67,508.82	45,860.59	21,648.23	1,000.00
2022	107	311	7500	1,157,830.00	1,157,830.00	899,606.81	258,223.19	.00	258,223.19	.00
2022	107	311	7600	190,000.00	180,000.00	44,612.00	135,388.00	47,369.00	88,019.00	11,111.40
2022	107	311	7700	1,691,190.00	1,691,190.00	1,691,182.78	7.22	.00	7.22	.00
DIVISION TOTALS:				12,297,760.00	12,337,760.00	8,640,792.42	3,696,967.58	1,327,819.99	2,369,147.59	273,225.11
DEPARTMENT TOTALS:				12,297,760.00	12,337,760.00	8,640,792.42	3,696,967.58	1,327,819.99	2,369,147.59	273,225.11
PERCENT EXPENDED:				70.0	PERCENT EXPENDED AND ENCUMBERED:					
								80.8		
910 Employee Benefits										
911 Contribution To City Pension										
2022	107	911	7500	44,050.00	45,600.00	44,050.00	1,550.00	.00	1,550.00	.00
2022	107	911	7700	8,290.00	8,290.00	8,280.19	9.81	.00	9.81	.00
DIVISION TOTALS:				52,340.00	53,890.00	52,330.19	1,559.81	.00	1,559.81	.00
919 Public Employee Assistance										
2022	107	919	7500	7,000.00	7,000.00	5,096.64	1,903.36	.00	1,903.36	.00
DIVISION TOTALS:				7,000.00	7,000.00	5,096.64	1,903.36	.00	1,903.36	.00
DEPARTMENT TOTALS:				59,340.00	60,890.00	57,426.83	3,463.17	.00	3,463.17	.00
PERCENT EXPENDED:				94.3	PERCENT EXPENDED AND ENCUMBERED:					
								94.3		

107 921
 RUN DATE: 06/10/2022
 RUN TIME: 08.17.50

CITY OF CINCINNATI - DEPARTMENT OF FINANCE
 DIVISION OF ACCOUNTS AND AUDITS
 STATEMENT OF BALANCES
 APPROPRIATED FUNDS
 AS OF 05 / 31 / 2022

PGM ID: CFSFA104
 PAGE: 54

FY	FND	AGY	OBJT	ORIGINAL AUTHORIZATION	ADJUSTED AUTHORIZATION	EXPENDITURES AMOUNT	UNEXPENDED BALANCE	ENCUMBRANCE AMOUNT	UNENCUMBERED BALANCE	PRE-ENCUMBERED AMOUNT
920 Employee Benefits (Cont)										
921 Workers' Comp Insurance										
2022	107	921	7500	152,290.00	152,290.00	124,385.33	27,904.67	.00	27,904.67	.00
DIVISION TOTALS:				152,290.00	152,290.00	124,385.33	27,904.67	.00	27,904.67	.00
DEPARTMENT TOTALS:				152,290.00	152,290.00	124,385.33	27,904.67	.00	27,904.67	.00
PERCENT EXPENDED:				81.7	PERCENT EXPENDED AND ENCUMBERED: 81.7					
940 Govt'Al & Prof'Al Services										
944 General Fund Overhead										
2022	107	944	7200	832,940.00	832,940.00	746,741.14	86,198.86	.00	86,198.86	.00
DIVISION TOTALS:				832,940.00	832,940.00	746,741.14	86,198.86	.00	86,198.86	.00
DEPARTMENT TOTALS:				832,940.00	832,940.00	746,741.14	86,198.86	.00	86,198.86	.00
PERCENT EXPENDED:				89.7	PERCENT EXPENDED AND ENCUMBERED: 89.7					
151 Bond Retirement - City FUND										
130 Department Of Finance										
131 Finance, Office Of Director										
2022	151	131	7100	39,280.00	39,280.00	28,275.55	11,004.45	.00	11,004.45	.00
2022	151	131	7500	14,690.00	14,690.00	9,756.26	4,933.74	.00	4,933.74	.00
DIVISION TOTALS:				53,970.00	53,970.00	38,031.81	15,938.19	.00	15,938.19	.00
134 Finance, Treasury										
2022	151	134	7100	260,920.00	219,960.00	122,394.54	97,565.46	.00	97,565.46	.00
2022	151	134	7200	3,262,030.00	2,115,855.00	1,370,427.17	745,427.83	326,133.50	419,294.33	.00
2022	151	134	7300	18,610.00	18,610.00	.00	18,610.00	.00	18,610.00	.00
2022	151	134	7400	155,740.00	155,740.00	2,099.25	153,640.75	.00	153,640.75	.00
2022	151	134	7500	106,620.00	106,620.00	35,659.76	70,960.24	.00	70,960.24	.00
2022	151	134	7700	180,341,590.00	127,135,586.00	73,092,895.08	54,042,690.92	.00	54,042,690.92	.00
DIVISION TOTALS:				184,145,510.00	129,752,371.00	74,623,475.80	55,128,895.20	326,133.50	54,802,761.70	.00
DEPARTMENT TOTALS:				184,199,480.00	129,806,341.00	74,661,507.61	55,144,833.39	326,133.50	54,818,699.89	.00
PERCENT EXPENDED:				57.5	PERCENT EXPENDED AND ENCUMBERED: 57.8					
910 Employee Benefits										
919 Public Employee Assistance										
2022	151	919	7500	300.00	300.00	.00	300.00	.00	300.00	.00
DIVISION TOTALS:				300.00	300.00	.00	300.00	.00	300.00	.00
DEPARTMENT TOTALS:				300.00	300.00	.00	300.00	.00	300.00	.00
PERCENT EXPENDED:				.0	PERCENT EXPENDED AND ENCUMBERED: .0					
920 Employee Benefits (Cont)										
921 Workers' Comp Insurance										
2022	151	921	7500	4,010.00	4,010.00	2,971.29	1,038.71	.00	1,038.71	.00
DIVISION TOTALS:				4,010.00	4,010.00	2,971.29	1,038.71	.00	1,038.71	.00
DEPARTMENT TOTALS:				4,010.00	4,010.00	2,971.29	1,038.71	.00	1,038.71	.00
PERCENT EXPENDED:				74.1	PERCENT EXPENDED AND ENCUMBERED: 74.1					

301 202
 RUN DATE: 06/10/2022
 RUN TIME: 08.17.50

CITY OF CINCINNATI - DEPARTMENT OF FINANCE
 DIVISION OF ACCOUNTS AND AUDITS
 STATEMENT OF BALANCES
 APPROPRIATED FUNDS
 AS OF 05 / 31 / 2022

PGM ID: CFSFA104
 PAGE: 55

				ORIGINAL	ADJUSTED	EXPENDITURES	UNEXPENDED	ENCUMBRANCE	UNENCUMBERED	PRE-ENCUMBERED
FY	FND	AGY	OBJT	AUTHORIZATION	AUTHORIZATION	AMOUNT	BALANCE	AMOUNT	BALANCE	AMOUNT
301 Street Const Maintenance & Rep FUND										
200 Department Of Parks										
202 Parks, Operations & Facility Mgmt										
2022	301	202	7100	254,460.00	254,460.00	184,472.25	69,987.75	.00	69,987.75	.00
2022	301	202	7200	23,430.00	23,430.00	15,960.07	7,469.93	775.93	6,694.00	.00
2022	301	202	7300	52,170.00	52,170.00	47,044.51	5,125.49	5,003.08	122.41	.00
2022	301	202	7400	1,020.00	1,020.00	.00	1,020.00	.00	1,020.00	.00
2022	301	202	7500	73,010.00	73,010.00	45,303.50	27,706.50	.00	27,706.50	.00
DIVISION TOTALS:				404,090.00	404,090.00	292,780.33	111,309.67	5,779.01	105,530.66	.00
DEPARTMENT TOTALS:				404,090.00	404,090.00	292,780.33	111,309.67	5,779.01	105,530.66	.00
PERCENT EXPENDED:				72.5	PERCENT EXPENDED AND ENCUMBERED:			73.9		
230 Dept Of Transportation & Engin										
238 Division of Traffic Services										
2022	301	238	7100	43,490.00	43,490.00	11,740.21	31,749.79	.00	31,749.79	.00
2022	301	238	7200	41,540.00	286,540.00	283,101.72	3,438.28	2,880.18	558.10	.00
2022	301	238	7300	823,110.00	499,110.00	371,901.16	127,208.84	126,699.98	508.86	.00
2022	301	238	7400	10,280.00	89,280.00	69,825.88	19,454.12	2,154.78	17,299.34	.00
2022	301	238	7500	15,600.00	15,600.00	405.03	15,194.97	.00	15,194.97	.00
DIVISION TOTALS:				934,020.00	934,020.00	736,974.00	197,046.00	131,734.94	65,311.06	.00
239 Division Of Traffic Engineer										
2022	301	239	7200	484,560.00	484,560.00	282,318.01	202,241.99	52,515.92	149,726.07	.00
DIVISION TOTALS:				484,560.00	484,560.00	282,318.01	202,241.99	52,515.92	149,726.07	.00
DEPARTMENT TOTALS:				1,418,580.00	1,418,580.00	1,019,292.01	399,287.99	184,250.86	215,037.13	.00
PERCENT EXPENDED:				71.9	PERCENT EXPENDED AND ENCUMBERED:			84.8		
250 Dept Of Public Services										
252 Traffic And Road Operations										
2022	301	252	7100	3,887,330.00	3,887,330.00	2,922,221.63	965,108.37	.00	965,108.37	.00
2022	301	252	7200	1,987,190.00	2,289,357.00	1,239,810.36	1,049,546.64	790,843.75	258,702.89	15,000.00
2022	301	252	7300	2,582,200.00	2,602,200.00	588,200.00	2,014,000.00	284,171.31	1,729,828.69	.00
2022	301	252	7400	98,540.00	98,540.00	38,030.17	60,509.83	5,239.09	55,270.74	.00
2022	301	252	7500	1,751,850.00	1,612,223.00	1,206,084.04	406,138.96	.00	406,138.96	.00
DIVISION TOTALS:				10,307,110.00	10,489,650.00	5,994,346.20	4,495,303.80	1,080,254.15	3,415,049.65	15,000.00
253 Div Of Neighborhood Operations										
2022	301	253	7100	2,291,980.00	2,182,750.00	1,664,173.94	518,576.06	.00	518,576.06	.00
2022	301	253	7200	502,560.00	553,560.00	438,715.79	114,844.21	103,467.78	11,376.43	.00
2022	301	253	7300	137,110.00	157,110.00	86,261.86	70,848.14	8,515.65	62,332.49	.00
2022	301	253	7400	38,020.00	13,020.00	7,141.22	5,878.78	120.78	5,758.00	.00
2022	301	253	7500	983,180.00	863,870.00	688,620.88	175,249.12	.00	175,249.12	.00
DIVISION TOTALS:				3,952,850.00	3,770,310.00	2,884,913.69	885,396.31	112,104.21	773,292.10	.00
DEPARTMENT TOTALS:				14,259,960.00	14,259,960.00	8,879,259.89	5,380,700.11	1,192,358.36	4,188,341.75	15,000.00
PERCENT EXPENDED:				62.3	PERCENT EXPENDED AND ENCUMBERED:			70.6		
910 Employee Benefits										
911 Contribution To City Pension										
2022	301	911	7500	84,810.00	87,795.00	84,810.00	2,985.00	.00	2,985.00	.00
DIVISION TOTALS:				84,810.00	87,795.00	84,810.00	2,985.00	.00	2,985.00	.00

301 919
 RUN DATE: 06/10/2022
 RUN TIME: 08.17.50

CITY OF CINCINNATI - DEPARTMENT OF FINANCE
 DIVISION OF ACCOUNTS AND AUDITS
 STATEMENT OF BALANCES
 APPROPRIATED FUNDS
 AS OF 05 / 31 / 2022

PGM ID: CFSFA104
 PAGE: 56

FY	FND	AGY	OBJT	ORIGINAL AUTHORIZATION	ADJUSTED AUTHORIZATION	EXPENDITURES AMOUNT	UNEXPENDED BALANCE	ENCUMBRANCE AMOUNT	UNENCUMBERED BALANCE	PRE-ENCUMBERED AMOUNT
919 Public Employee Assistance										
2022	301	919	7500	7,800.00	7,800.00	7,054.42	745.58	.00	745.58	.00
DIVISION TOTALS:				7,800.00	7,800.00	7,054.42	745.58	.00	745.58	.00
DEPARTMENT TOTALS:				92,610.00	95,595.00	91,864.42	3,730.58	.00	3,730.58	.00
PERCENT EXPENDED:				96.1	PERCENT EXPENDED AND ENCUMBERED:					
								96.1		
920 Employee Benefits (Cont)										
921 Workers' Comp Insurance										
2022	301	921	7500	105,960.00	105,960.00	86,713.19	19,246.81	.00	19,246.81	.00
DIVISION TOTALS:				105,960.00	105,960.00	86,713.19	19,246.81	.00	19,246.81	.00
DEPARTMENT TOTALS:				105,960.00	105,960.00	86,713.19	19,246.81	.00	19,246.81	.00
PERCENT EXPENDED:				81.8	PERCENT EXPENDED AND ENCUMBERED:					
								81.8		
302 Income Tax Infrastructure FUND										
090 Enterprise Technology Solution										
092 ETS-CAGIS										
2022	302	092	7200	893,120.00	893,120.00	893,120.00	.00	.00	.00	.00
DIVISION TOTALS:				893,120.00	893,120.00	893,120.00	.00	.00	.00	.00
DEPARTMENT TOTALS:				893,120.00	893,120.00	893,120.00	.00	.00	.00	.00
PERCENT EXPENDED:				100.0	PERCENT EXPENDED AND ENCUMBERED:					
								100.0		
100 Office Of The City Manager										
102 Office Of Budget & Evaluation										
2022	302	102	7100	140,660.00	140,660.00	105,685.25	34,974.75	.00	34,974.75	.00
2022	302	102	7200	4,110.00	4,110.00	280.50	3,829.50	.00	3,829.50	.00
2022	302	102	7300	1,120.00	1,120.00	.00	1,120.00	.00	1,120.00	.00
2022	302	102	7400	990.00	990.00	169.93	820.07	130.07	690.00	.00
2022	302	102	7500	48,880.00	48,880.00	48,880.00	.00	.00	.00	.00
DIVISION TOTALS:				195,760.00	195,760.00	155,015.68	40,744.32	130.07	40,614.25	.00
DEPARTMENT TOTALS:				442,670.00	442,670.00	224,174.41	218,495.59	130.07	218,365.52	.00
PERCENT EXPENDED:				50.6	PERCENT EXPENDED AND ENCUMBERED:					
								50.7		
110 Department Of Law										
111 Civil										
2022	302	111	7100	89,490.00	89,490.00	84,302.07	5,187.93	.00	5,187.93	.00
2022	302	111	7200	4,090.00	4,090.00	1,402.94	2,687.06	.00	2,687.06	.00
2022	302	111	7300	800.00	800.00	.00	800.00	.00	800.00	.00
2022	302	111	7400	1,930.00	1,930.00	.00	1,930.00	.00	1,930.00	.00
2022	302	111	7500	16,520.00	16,520.00	16,969.84	-449.84	.00	-449.84	.00
DIVISION TOTALS:				112,830.00	112,830.00	102,674.85	10,155.15	.00	10,155.15	.00
DEPARTMENT TOTALS:				112,830.00	112,830.00	102,674.85	10,155.15	.00	10,155.15	.00
PERCENT EXPENDED:				91.0	PERCENT EXPENDED AND ENCUMBERED:					
								91.0		

302 121
 RUN DATE: 06/10/2022
 RUN TIME: 08.17.50

CITY OF CINCINNATI - DEPARTMENT OF FINANCE
 DIVISION OF ACCOUNTS AND AUDITS
 STATEMENT OF BALANCES
 APPROPRIATED FUNDS
 AS OF 05 / 31 / 2022

PGM ID: CFSFA104
 PAGE: 57

FY	FND	AGY	OBJT	ORIGINAL AUTHORIZATION	ADJUSTED AUTHORIZATION	EXPENDITURES AMOUNT	UNEXPENDED BALANCE	ENCUMBRANCE AMOUNT	UNENCUMBERED BALANCE	PRE-ENCUMBERED AMOUNT
120 Department Of Human Resources										
121 Department Of Human Resources										
2022	302	121	7100	236,480.00	236,480.00	198,328.95	38,151.05	.00	38,151.05	.00
2022	302	121	7500	92,380.00	92,380.00	80,109.97	12,270.03	.00	12,270.03	.00
DIVISION TOTALS:				328,860.00	328,860.00	278,438.92	50,421.08	.00	50,421.08	.00
DEPARTMENT TOTALS:				328,860.00	328,860.00	278,438.92	50,421.08	.00	50,421.08	.00
PERCENT EXPENDED:				84.7	PERCENT EXPENDED AND ENCUMBERED: 84.7					
130 Department Of Finance										
133 Finance, Accounts & Audits										
2022	302	133	7100	169,300.00	107,754.00	70,542.40	37,211.60	.00	37,211.60	.00
2022	302	133	7200	3,770.00	3,770.00	880.59	2,889.41	.00	2,889.41	.00
2022	302	133	7500	58,300.00	58,300.00	30,818.96	27,481.04	.00	27,481.04	.00
DIVISION TOTALS:				231,370.00	169,824.00	102,241.95	67,582.05	.00	67,582.05	.00
DEPARTMENT TOTALS:				231,370.00	169,824.00	102,241.95	67,582.05	.00	67,582.05	.00
PERCENT EXPENDED:				60.2	PERCENT EXPENDED AND ENCUMBERED: 60.2					
190 Dept Of Public Recreation										
194 Recreation Maintenance										
2022	302	194	7100	567,590.00	567,590.00	408,988.32	158,601.68	.00	158,601.68	.00
2022	302	194	7200	37,430.00	37,430.00	18,080.25	19,349.75	.00	19,349.75	.00
2022	302	194	7300	143,320.00	143,320.00	82,114.28	61,205.72	448.26	60,757.46	34,999.90
2022	302	194	7500	249,650.00	249,650.00	191,788.73	57,861.27	.00	57,861.27	.00
DIVISION TOTALS:				997,990.00	997,990.00	700,971.58	297,018.42	448.26	296,570.16	34,999.90
DEPARTMENT TOTALS:				997,990.00	997,990.00	700,971.58	297,018.42	448.26	296,570.16	34,999.90
PERCENT EXPENDED:				70.2	PERCENT EXPENDED AND ENCUMBERED: 70.3					
200 Department Of Parks										
202 Parks, Operations & Facility Mgmt										
2022	302	202	7100	1,178,920.00	1,178,920.00	1,010,568.42	168,351.58	.00	168,351.58	.00
2022	302	202	7300	6,590.00	6,590.00	.00	6,590.00	.00	6,590.00	.00
2022	302	202	7400	5,060.00	5,060.00	.00	5,060.00	.00	5,060.00	.00
2022	302	202	7500	457,340.00	457,340.00	407,779.60	49,560.40	.00	49,560.40	.00
DIVISION TOTALS:				1,647,910.00	1,647,910.00	1,418,348.02	229,561.98	.00	229,561.98	.00
203 Parks, Adm & Program Services										
2022	302	203	7100	43,820.00	43,820.00	39,742.77	4,077.23	.00	4,077.23	.00
2022	302	203	7500	16,240.00	16,240.00	13,380.34	2,859.66	.00	2,859.66	.00
DIVISION TOTALS:				60,060.00	60,060.00	53,123.11	6,936.89	.00	6,936.89	.00
DEPARTMENT TOTALS:				1,707,970.00	1,707,970.00	1,471,471.13	236,498.87	.00	236,498.87	.00
PERCENT EXPENDED:				86.2	PERCENT EXPENDED AND ENCUMBERED: 86.2					
210 Dept Of Bldgs & Inspections										
211 Bldg & Inspections, Director										
2022	302	211	7100	43,580.00	43,580.00	8,145.89	35,434.11	.00	35,434.11	.00
2022	302	211	7500	18,790.00	18,790.00	2,889.14	15,900.86	.00	15,900.86	.00
DIVISION TOTALS:				62,370.00	62,370.00	11,035.03	51,334.97	.00	51,334.97	.00
DEPARTMENT TOTALS:				62,370.00	62,370.00	11,035.03	51,334.97	.00	51,334.97	.00
PERCENT EXPENDED:				17.7	PERCENT EXPENDED AND ENCUMBERED: 17.7					

302 231
 RUN DATE: 06/10/2022
 RUN TIME: 08.17.50

CITY OF CINCINNATI - DEPARTMENT OF FINANCE
 DIVISION OF ACCOUNTS AND AUDITS
 STATEMENT OF BALANCES
 APPROPRIATED FUNDS
 AS OF 05 / 31 / 2022

PGM ID: CFSFA104
 PAGE: 58

FY	FND	AGY	OBJT	ORIGINAL AUTHORIZATION	ADJUSTED AUTHORIZATION	EXPENDITURES AMOUNT	UNEXPENDED BALANCE	ENCUMBRANCE AMOUNT	UNENCUMBERED BALANCE	PRE-ENCUMBERED AMOUNT
230 Dept Of Transportation & Engin										
231 Trans & Eng, Director										
2022	302	231	7100	949,240.00	1,109,240.00	797,503.89	311,736.11	.00	311,736.11	.00
2022	302	231	7200	3,410.00	3,410.00	3,375.97	34.03	.00	34.03	.00
2022	302	231	7300	8,150.00	8,150.00	1,531.56	6,618.44	.00	6,618.44	.00
2022	302	231	7400	11,990.00	11,990.00	9,000.00	2,990.00	.00	2,990.00	.00
2022	302	231	7500	308,520.00	328,520.00	323,767.22	4,752.78	.00	4,752.78	.00
DIVISION TOTALS:				1,281,310.00	1,461,310.00	1,135,178.64	326,131.36	.00	326,131.36	.00
232 Div Of Transportation Planning										
2022	302	232	7100	1,154,310.00	1,211,310.00	1,049,562.23	161,747.77	.00	161,747.77	.00
2022	302	232	7200	47,330.00	39,330.00	27,652.66	11,677.34	3,202.27	8,475.07	.00
2022	302	232	7300	9,660.00	16,660.00	8,548.97	8,111.03	160.03	7,951.00	.00
2022	302	232	7400	100.00	1,100.00	85.16	1,014.84	.00	1,014.84	.00
2022	302	232	7500	394,620.00	417,620.00	394,634.83	22,985.17	.00	22,985.17	.00
DIVISION TOTALS:				1,606,020.00	1,686,020.00	1,480,483.85	205,536.15	3,362.30	202,173.85	.00
233 Division Of Engineering										
2022	302	233	7100	1,538,690.00	1,481,690.00	654,704.40	826,985.60	.00	826,985.60	.00
2022	302	233	7200	640,530.00	521,678.00	194,957.68	326,720.32	139,548.65	187,171.67	.00
2022	302	233	7300	79,830.00	181,830.00	46,556.64	135,273.36	92,677.82	42,595.54	.00
2022	302	233	7400	440.00	17,292.00	2,877.43	14,414.57	13,896.91	517.66	.00
2022	302	233	7500	432,050.00	409,050.00	268,901.91	140,148.09	.00	140,148.09	.00
DIVISION TOTALS:				2,691,540.00	2,611,540.00	1,167,998.06	1,443,541.94	246,123.38	1,197,418.56	.00
238 Division Of Traffic Services										
2022	302	238	7100	2,097,820.00	2,097,820.00	1,720,698.30	377,121.70	.00	377,121.70	.00
2022	302	238	7200	153,660.00	71,660.00	56,402.13	15,257.87	10,881.23	4,376.64	.00
2022	302	238	7300	152,810.00	152,810.00	88,891.44	63,918.56	46,001.36	17,917.20	.00
2022	302	238	7400	1,160.00	83,160.00	51,387.12	31,772.88	16,612.88	15,160.00	.00
2022	302	238	7500	878,110.00	878,110.00	666,203.14	211,906.86	.00	211,906.86	.00
DIVISION TOTALS:				3,283,560.00	3,283,560.00	2,583,582.13	699,977.87	73,495.47	626,482.40	.00
239 Division Of Traffic Engineer										
2022	302	239	7100	1,463,530.00	1,463,530.00	1,227,252.48	236,277.52	.00	236,277.52	.00
2022	302	239	7200	136,940.00	136,940.00	55,422.99	81,517.01	.00	81,517.01	.00
2022	302	239	7300	7,310.00	7,310.00	6,444.93	865.07	807.02	58.05	.00
2022	302	239	7400	10,810.00	10,810.00	1,164.19	9,645.81	1,835.81	7,810.00	.00
2022	302	239	7500	456,690.00	456,690.00	443,159.55	13,530.45	.00	13,530.45	.00
DIVISION TOTALS:				2,075,280.00	2,075,280.00	1,733,444.14	341,835.86	2,642.83	339,193.03	.00
DEPARTMENT TOTALS:				10,937,710.00	11,117,710.00	8,100,686.82	3,017,023.18	325,623.98	2,691,399.20	.00
PERCENT EXPENDED:				72.9	PERCENT EXPENDED AND ENCUMBERED:					
							75.8			
250 Dept Of Public Services										
251 Office Of The Director										
2022	302	251	7100	100,680.00	100,680.00	83,669.37	17,010.63	.00	17,010.63	.00
2022	302	251	7200	35,830.00	32,830.00	22,209.09	10,620.91	4,812.10	5,808.81	.00
2022	302	251	7300	11,800.00	11,800.00	7,996.98	3,803.02	3,086.74	716.28	.00
2022	302	251	7400	3,580.00	6,580.00	1,957.25	4,622.75	542.75	4,080.00	.00
2022	302	251	7500	39,360.00	39,360.00	34,655.90	4,704.10	.00	4,704.10	.00
DIVISION TOTALS:				191,250.00	191,250.00	150,488.59	40,761.41	8,441.59	32,319.82	.00

302 252
 RUN DATE: 06/10/2022
 RUN TIME: 08.17.50

CITY OF CINCINNATI - DEPARTMENT OF FINANCE
 DIVISION OF ACCOUNTS AND AUDITS
 STATEMENT OF BALANCES
 APPROPRIATED FUNDS
 AS OF 05 / 31 / 2022

PGM ID: CFSFA104
 PAGE: 59

FY	FND	AGY	OBJT	ORIGINAL AUTHORIZATION	ADJUSTED AUTHORIZATION	EXPENDITURES AMOUNT	UNEXPENDED BALANCE	ENCUMBRANCE AMOUNT	UNENCUMBERED BALANCE	PRE-ENCUMBERED AMOUNT
252 Traffic And Road Operations										
2022	302	252	7100	253,830.00	253,830.00	200,999.35	52,830.65	.00	52,830.65	.00
2022	302	252	7200	435,380.00	435,380.00	241,557.74	193,822.26	115,959.00	77,863.26	.00
2022	302	252	7300	101,890.00	101,890.00	35,373.49	66,516.51	9,630.00	56,886.51	.00
2022	302	252	7400	7,630.00	7,630.00	3,712.65	3,917.35	.00	3,917.35	.00
2022	302	252	7500	123,780.00	123,780.00	78,780.47	44,999.53	.00	44,999.53	.00
DIVISION TOTALS:				922,510.00	922,510.00	560,423.70	362,086.30	125,589.00	236,497.30	.00
255 Div Of City Facility Mgmt										
2022	302	255	7100	1,620,340.00	1,665,340.00	1,410,075.88	255,264.12	.00	255,264.12	.00
2022	302	255	7200	861,370.00	767,370.00	582,373.16	184,996.84	182,192.74	2,804.10	.00
2022	302	255	7300	244,510.00	343,410.00	255,231.70	88,178.30	86,571.09	1,607.21	.00
2022	302	255	7400	60,200.00	55,300.00	54,071.21	1,228.79	1,023.66	205.13	.00
2022	302	255	7500	703,920.00	658,920.00	575,299.86	83,620.14	.00	83,620.14	.00
DIVISION TOTALS:				3,490,340.00	3,490,340.00	2,877,051.81	613,288.19	269,787.49	343,500.70	.00
DEPARTMENT TOTALS:				4,604,100.00	4,604,100.00	3,587,964.10	1,016,135.90	403,818.08	612,317.82	.00
PERCENT EXPENDED:				77.9	PERCENT EXPENDED AND ENCUMBERED: 86.7					
280										
281 Economic Inclusion										
2022	302	281	7100	218,600.00	184,645.00	89,709.64	94,935.36	.00	94,935.36	.00
2022	302	281	7500	84,860.00	69,030.00	38,796.40	30,233.60	.00	30,233.60	.00
DIVISION TOTALS:				303,460.00	253,675.00	128,506.04	125,168.96	.00	125,168.96	.00
DEPARTMENT TOTALS:				303,460.00	253,675.00	128,506.04	125,168.96	.00	125,168.96	.00
PERCENT EXPENDED:				50.7	PERCENT EXPENDED AND ENCUMBERED: 50.7					
910 Employee Benefits										
911 Contribution To City Pension										
2022	302	911	7500	100,730.00	104,270.00	100,730.00	3,540.00	.00	3,540.00	.00
DIVISION TOTALS:				100,730.00	104,270.00	100,730.00	3,540.00	.00	3,540.00	.00
919 Public Employee Assistance										
2022	302	919	7500	14,000.00	14,000.00	13,369.25	630.75	.00	630.75	.00
DIVISION TOTALS:				14,000.00	14,000.00	13,369.25	630.75	.00	630.75	.00
DEPARTMENT TOTALS:				114,730.00	118,270.00	114,099.25	4,170.75	.00	4,170.75	.00
PERCENT EXPENDED:				96.5	PERCENT EXPENDED AND ENCUMBERED: 96.5					
920 Employee Benefits (Cont)										
921 Workers' Comp Insurance										
2022	302	921	7500	189,650.00	189,650.00	160,745.10	28,904.90	.00	28,904.90	.00
DIVISION TOTALS:				189,650.00	189,650.00	160,745.10	28,904.90	.00	28,904.90	.00
924 Lump Sum Payment										
2022	302	924	7100	300,000.00	300,000.00	133,801.75	166,198.25	.00	166,198.25	.00
DIVISION TOTALS:				300,000.00	300,000.00	133,801.75	166,198.25	.00	166,198.25	.00
DEPARTMENT TOTALS:				489,650.00	489,650.00	294,546.85	195,103.15	.00	195,103.15	.00
PERCENT EXPENDED:				60.2	PERCENT EXPENDED AND ENCUMBERED: 60.2					

302 944
 RUN DATE: 06/10/2022
 RUN TIME: 08.17.50

CITY OF CINCINNATI - DEPARTMENT OF FINANCE
 DIVISION OF ACCOUNTS AND AUDITS
 STATEMENT OF BALANCES
 APPROPRIATED FUNDS
 AS OF 05 / 31 / 2022

PGM ID: CFSFA104
 PAGE: 60

FY	FND	AGY	OBJT	ORIGINAL AUTHORIZATION	ADJUSTED AUTHORIZATION	EXPENDITURES AMOUNT	UNEXPENDED BALANCE	ENCUMBRANCE AMOUNT	UNENCUMBERED BALANCE	PRE-ENCUMBERED AMOUNT
940 Govt'Al & Prof'Al Services										
944 General Fund Overhead										
2022	302	944	7200	1,043,020.00	1,043,020.00	965,025.18	77,994.82	.00	77,994.82	.00
DIVISION TOTALS:				1,043,020.00	1,043,020.00	965,025.18	77,994.82	.00	77,994.82	.00
DEPARTMENT TOTALS:				1,043,020.00	1,043,020.00	965,025.18	77,994.82	.00	77,994.82	.00
PERCENT EXPENDED:				92.5	PERCENT EXPENDED AND ENCUMBERED:					
								92.5		
303 Parking Meter FUND										
130 Department Of Finance										
134 Finance, Treasury										
2022	303	134	7100	17,950.00	17,950.00	9,206.85	8,743.15	.00	8,743.15	.00
2022	303	134	7200	18,000.00	8,000.00	.00	8,000.00	.00	8,000.00	.00
2022	303	134	7500	8,370.00	8,370.00	3,954.77	4,415.23	.00	4,415.23	.00
DIVISION TOTALS:				44,320.00	34,320.00	13,161.62	21,158.38	.00	21,158.38	.00
DEPARTMENT TOTALS:				44,320.00	34,320.00	13,161.62	21,158.38	.00	21,158.38	.00
PERCENT EXPENDED:				38.3	PERCENT EXPENDED AND ENCUMBERED:					
								38.3		
240 Dept. Of Enterprise Services										
248 Div Of Parking Facilities										
2022	303	248	7100	1,726,920.00	1,726,920.00	1,227,745.26	499,174.74	.00	499,174.74	.00
2022	303	248	7200	1,901,380.00	1,901,380.00	1,485,396.57	415,983.43	420,352.81	-4,369.38	.00
2022	303	248	7300	175,000.00	175,000.00	57,753.47	117,246.53	18,995.80	98,250.73	.00
2022	303	248	7400	60,400.00	60,400.00	54,649.10	5,750.90	250.90	5,500.00	.00
2022	303	248	7500	661,070.00	661,070.00	567,411.93	93,658.07	.00	93,658.07	.00
DIVISION TOTALS:				4,524,770.00	4,524,770.00	3,392,956.33	1,131,813.67	439,599.51	692,214.16	.00
DEPARTMENT TOTALS:				4,524,770.00	4,524,770.00	3,392,956.33	1,131,813.67	439,599.51	692,214.16	.00
PERCENT EXPENDED:				75.0	PERCENT EXPENDED AND ENCUMBERED:					
								84.7		
910 Employee Benefits										
911 Contribution To City Pension										
2022	303	911	7500	31,930.00	33,050.00	31,930.00	1,120.00	.00	1,120.00	.00
DIVISION TOTALS:				31,930.00	33,050.00	31,930.00	1,120.00	.00	1,120.00	.00
919 Public Employee Assistance										
2022	303	919	7500	2,300.00	2,300.00	1,692.58	607.42	.00	607.42	.00
DIVISION TOTALS:				2,300.00	2,300.00	1,692.58	607.42	.00	607.42	.00
DEPARTMENT TOTALS:				34,230.00	35,350.00	33,622.58	1,727.42	.00	1,727.42	.00
PERCENT EXPENDED:				95.1	PERCENT EXPENDED AND ENCUMBERED:					
								95.1		
920 Employee Benefits (Cont)										
921 Workers' Comp Insurance										
2022	303	921	7500	25,900.00	25,900.00	23,716.99	2,183.01	.00	2,183.01	.00
DIVISION TOTALS:				25,900.00	25,900.00	23,716.99	2,183.01	.00	2,183.01	.00
DEPARTMENT TOTALS:				25,900.00	25,900.00	23,716.99	2,183.01	.00	2,183.01	.00
PERCENT EXPENDED:				91.6	PERCENT EXPENDED AND ENCUMBERED:					
								91.6		

303 944
 RUN DATE: 06/10/2022
 RUN TIME: 08.17.50

CITY OF CINCINNATI - DEPARTMENT OF FINANCE
 DIVISION OF ACCOUNTS AND AUDITS
 STATEMENT OF BALANCES
 APPROPRIATED FUNDS
 AS OF 05 / 31 / 2022

PGM ID: CFSFA104
 PAGE: 61

FY	FND	AGY	OBJT	ORIGINAL AUTHORIZATION	ADJUSTED AUTHORIZATION	EXPENDITURES AMOUNT	UNEXPENDED BALANCE	ENCUMBRANCE AMOUNT	UNENCUMBERED BALANCE	PRE-ENCUMBERED AMOUNT
940 Govt'Al & Prof'Al Services										
944 General Fund Overhead										
2022	303	944	7200	144,430.00	144,430.00	142,383.77	2,046.23	.00	2,046.23	.00
DIVISION TOTALS:				144,430.00	144,430.00	142,383.77	2,046.23	.00	2,046.23	.00
DEPARTMENT TOTALS:				144,430.00	144,430.00	142,383.77	2,046.23	.00	2,046.23	.00
PERCENT EXPENDED: 98.6				PERCENT EXPENDED AND ENCUMBERED: 98.6						
306 Municipal Motor Vehicle Lic Tx FUND										
230 Dept Of Transportation & Engin										
238 Division of Traffic Services										
2022	306	238	7100	124,480.00	124,480.00	96,605.42	27,874.58	.00	27,874.58	.00
2022	306	238	7300	33,650.00	33,650.00	.00	33,650.00	33,473.80	176.20	.00
2022	306	238	7500	51,170.00	51,170.00	37,225.96	13,944.04	.00	13,944.04	.00
DIVISION TOTALS:				209,300.00	209,300.00	133,831.38	75,468.62	33,473.80	41,994.82	.00
DEPARTMENT TOTALS:				209,300.00	209,300.00	133,831.38	75,468.62	33,473.80	41,994.82	.00
PERCENT EXPENDED: 63.9				PERCENT EXPENDED AND ENCUMBERED: 79.9						
250 Dept Of Public Services										
252 Traffic And Road Operations										
2022	306	252	7100	1,355,160.00	1,283,160.00	954,683.46	328,476.54	.00	328,476.54	.00
2022	306	252	7200	396,380.00	400,380.00	210,108.62	190,271.38	52,061.46	138,209.92	.00
2022	306	252	7300	1,019,390.00	1,131,821.00	-7,019.30	1,138,840.30	89,393.24	1,049,447.06	.00
2022	306	252	7400	9,360.00	9,360.00	7,234.54	2,125.46	1,415.07	710.39	.00
2022	306	252	7500	610,480.00	566,049.00	433,046.05	133,002.95	.00	133,002.95	.00
DIVISION TOTALS:				3,390,770.00	3,390,770.00	1,598,053.37	1,792,716.63	142,869.77	1,649,846.86	.00
DEPARTMENT TOTALS:				3,390,770.00	3,390,770.00	1,598,053.37	1,792,716.63	142,869.77	1,649,846.86	.00
PERCENT EXPENDED: 47.1				PERCENT EXPENDED AND ENCUMBERED: 51.3						
910 Employee Benefits										
911 Contribution To City Pension										
2022	306	911	7500	19,250.00	19,930.00	19,250.00	680.00	.00	680.00	.00
DIVISION TOTALS:				19,250.00	19,930.00	19,250.00	680.00	.00	680.00	.00
919 Public Employee Assistance										
2022	306	919	7500	2,000.00	2,000.00	1,635.21	364.79	.00	364.79	.00
DIVISION TOTALS:				2,000.00	2,000.00	1,635.21	364.79	.00	364.79	.00
DEPARTMENT TOTALS:				21,250.00	21,930.00	20,885.21	1,044.79	.00	1,044.79	.00
PERCENT EXPENDED: 95.2				PERCENT EXPENDED AND ENCUMBERED: 95.2						
920 Employee Benefits (Cont)										
921 Workers' Comp Insurance										
2022	306	921	7500	24,460.00	24,460.00	19,855.83	4,604.17	.00	4,604.17	.00
DIVISION TOTALS:				24,460.00	24,460.00	19,855.83	4,604.17	.00	4,604.17	.00
DEPARTMENT TOTALS:				24,460.00	24,460.00	19,855.83	4,604.17	.00	4,604.17	.00
PERCENT EXPENDED: 81.2				PERCENT EXPENDED AND ENCUMBERED: 81.2						

306 944
 RUN DATE: 06/10/2022
 RUN TIME: 08.17.50

CITY OF CINCINNATI - DEPARTMENT OF FINANCE
 DIVISION OF ACCOUNTS AND AUDITS
 STATEMENT OF BALANCES
 APPROPRIATED FUNDS
 AS OF 05 / 31 / 2022

PGM ID: CFSFA104
 PAGE: 62

FY	FND	AGY	OBJT	ORIGINAL AUTHORIZATION	ADJUSTED AUTHORIZATION	EXPENDITURES AMOUNT	UNEXPENDED BALANCE	ENCUMBRANCE AMOUNT	UNENCUMBERED BALANCE	PRE-ENCUMBERED AMOUNT
940 Govt'Al & Prof'Al Services										
944 General Fund Overhead										
2022	306	944	7200	136,040.00	136,040.00	119,203.49	16,836.51	.00	16,836.51	.00
DIVISION TOTALS:				136,040.00	136,040.00	119,203.49	16,836.51	.00	16,836.51	.00
DEPARTMENT TOTALS:				136,040.00	136,040.00	119,203.49	16,836.51	.00	16,836.51	.00
PERCENT EXPENDED:				87.6	PERCENT EXPENDED AND ENCUMBERED: 87.6					
318 Sawyer Point FUND										
200 Department Of Parks										
202 Parks, Operations & Facility Mgmt										
2022	318	202	7100	401,850.00	401,850.00	110,279.25	291,570.75	.00	291,570.75	.00
2022	318	202	7200	361,120.00	351,120.00	128,842.47	222,277.53	77,861.20	144,416.33	1,750.00
2022	318	202	7300	222,960.00	222,960.00	58,635.97	164,324.03	124,368.12	39,955.91	.00
2022	318	202	7400	42,100.00	52,100.00	37,410.82	14,689.18	12,324.14	2,365.04	.00
2022	318	202	7500	47,890.00	47,890.00	34,313.28	13,576.72	.00	13,576.72	.00
DIVISION TOTALS:				1,075,920.00	1,075,920.00	369,481.79	706,438.21	214,553.46	491,884.75	1,750.00
203 Parks, Adm & Program Services										
2022	318	203	7200	21,000.00	21,000.00	1,000.00	20,000.00	.00	20,000.00	.00
2022	318	203	7400	10,000.00	10,000.00	6,080.88	3,919.12	.00	3,919.12	.00
DIVISION TOTALS:				31,000.00	31,000.00	7,080.88	23,919.12	.00	23,919.12	.00
DEPARTMENT TOTALS:				1,106,920.00	1,106,920.00	376,562.67	730,357.33	214,553.46	515,803.87	1,750.00
PERCENT EXPENDED:				34.0	PERCENT EXPENDED AND ENCUMBERED: 53.4					
910 Employee Benefits										
919 Public Employee Assistance										
2022	318	919	7500	420.00	420.00	120.57	299.43	.00	299.43	.00
DIVISION TOTALS:				420.00	420.00	120.57	299.43	.00	299.43	.00
DEPARTMENT TOTALS:				420.00	420.00	120.57	299.43	.00	299.43	.00
PERCENT EXPENDED:				28.7	PERCENT EXPENDED AND ENCUMBERED: 28.7					
920 Employee Benefits (Cont)										
921 Workers' Comp Insurance										
2022	318	921	7500	10,470.00	10,470.00	7,979.47	2,490.53	.00	2,490.53	.00
DIVISION TOTALS:				10,470.00	10,470.00	7,979.47	2,490.53	.00	2,490.53	.00
DEPARTMENT TOTALS:				10,470.00	10,470.00	7,979.47	2,490.53	.00	2,490.53	.00
PERCENT EXPENDED:				76.2	PERCENT EXPENDED AND ENCUMBERED: 76.2					
940 Govt'Al & Prof'Al Services										
944 General Fund Overhead										
2022	318	944	7200	56,650.00	56,650.00	47,904.32	8,745.68	.00	8,745.68	.00
DIVISION TOTALS:				56,650.00	56,650.00	47,904.32	8,745.68	.00	8,745.68	.00
DEPARTMENT TOTALS:				56,650.00	56,650.00	47,904.32	8,745.68	.00	8,745.68	.00
PERCENT EXPENDED:				84.6	PERCENT EXPENDED AND ENCUMBERED: 84.6					

323 191
 RUN DATE: 06/10/2022
 RUN TIME: 08.17.50

CITY OF CINCINNATI - DEPARTMENT OF FINANCE
 DIVISION OF ACCOUNTS AND AUDITS
 STATEMENT OF BALANCES
 APPROPRIATED FUNDS
 AS OF 05 / 31 / 2022

PGM ID: CFSFA104
 PAGE: 63

FY	FND	AGY	OBJT	ORIGINAL AUTHORIZATION	ADJUSTED AUTHORIZATION	EXPENDITURES AMOUNT	UNEXPENDED BALANCE	ENCUMBRANCE AMOUNT	UNENCUMBERED BALANCE	PRE-ENCUMBERED AMOUNT
323 Recreation Special Activities FUND										
190 Dept Of Public Recreation										
191 Recreation West Region										
2022	323	191	7100	892,670.00	805,670.00	458,174.76	347,495.24	.00	347,495.24	.00
2022	323	191	7200	154,710.00	139,710.00	44,904.30	94,805.70	4,897.58	89,908.12	.00
2022	323	191	7300	68,130.00	98,130.00	61,952.86	36,177.14	25,751.93	10,425.21	.00
2022	323	191	7400	8,000.00	8,000.00	1,115.00	6,885.00	.00	6,885.00	.00
2022	323	191	7500	40,790.00	40,790.00	27,244.49	13,545.51	.00	13,545.51	.00
DIVISION TOTALS:				1,164,300.00	1,092,300.00	593,391.41	498,908.59	30,649.51	468,259.08	.00
192 Recreation East Region										
2022	323	192	7100	1,121,620.00	1,121,620.00	500,860.22	620,759.78	.00	620,759.78	.00
2022	323	192	7200	186,670.00	186,670.00	57,541.77	129,128.23	9,002.40	120,125.83	.00
2022	323	192	7300	67,450.00	67,450.00	47,122.49	20,327.51	5,724.45	14,603.06	.00
2022	323	192	7400	15,790.00	15,790.00	1,537.50	14,252.50	.00	14,252.50	.00
2022	323	192	7500	46,910.00	46,910.00	27,210.10	19,699.90	.00	19,699.90	.00
DIVISION TOTALS:				1,438,440.00	1,438,440.00	634,272.08	804,167.92	14,726.85	789,441.07	.00
193 Recreation Central Region										
2022	323	193	7100	1,075,510.00	1,020,510.00	535,236.97	485,273.03	.00	485,273.03	.00
2022	323	193	7200	158,240.00	185,240.00	73,030.75	112,209.25	33,487.92	78,721.33	.00
2022	323	193	7300	80,770.00	130,270.00	102,254.96	28,015.04	5,803.55	22,211.49	.00
2022	323	193	7400	17,630.00	7,630.00	757.50	6,872.50	.00	6,872.50	.00
2022	323	193	7500	49,140.00	49,140.00	27,495.83	21,644.17	.00	21,644.17	.00
DIVISION TOTALS:				1,381,290.00	1,392,790.00	738,776.01	654,013.99	39,291.47	614,722.52	.00
197 Recreation Athletics										
2022	323	197	7100	399,830.00	399,830.00	110,944.54	288,885.46	.00	288,885.46	.00
2022	323	197	7200	291,500.00	298,500.00	143,880.64	154,619.36	55,278.95	99,340.41	.00
2022	323	197	7300	185,900.00	176,400.00	51,966.02	124,433.98	7,118.78	117,315.20	.00
2022	323	197	7400	73,580.00	106,580.00	77,434.24	29,145.76	26,274.26	2,871.50	.00
2022	323	197	7500	35,190.00	35,190.00	5,393.12	29,796.88	.00	29,796.88	.00
DIVISION TOTALS:				986,000.00	1,016,500.00	389,618.56	626,881.44	88,671.99	538,209.45	.00
199 Recreation Administration										
2022	323	199	7100	79,830.00	79,830.00	67,756.50	12,073.50	.00	12,073.50	.00
2022	323	199	7200	33,250.00	56,205.00	45,390.06	10,814.94	5,000.00	5,814.94	.00
2022	323	199	7300	2,370.00	124,415.00	14,743.07	109,671.93	13,356.10	96,315.83	.00
2022	323	199	7400	101,430.00	86,430.00	41,275.88	45,154.12	10,000.00	35,154.12	.00
2022	323	199	7500	20,940.00	20,940.00	19,091.38	1,848.62	.00	1,848.62	.00
2022	323	199	7600	13,580.00	13,580.00	.00	13,580.00	.00	13,580.00	.00
DIVISION TOTALS:				251,400.00	381,400.00	188,256.89	193,143.11	28,356.10	164,787.01	.00
DEPARTMENT TOTALS:				5,221,430.00	5,321,430.00	2,544,314.95	2,777,115.05	201,695.92	2,575,419.13	.00
PERCENT EXPENDED:				47.8	PERCENT EXPENDED AND ENCUMBERED:					
								51.6		
910 Employee Benefits										
919 Public Employee Assistance										
2022	323	919	7500	4,500.00	4,500.00	2,085.59	2,414.41	.00	2,414.41	.00
DIVISION TOTALS:				4,500.00	4,500.00	2,085.59	2,414.41	.00	2,414.41	.00
DEPARTMENT TOTALS:				4,500.00	4,500.00	2,085.59	2,414.41	.00	2,414.41	.00
PERCENT EXPENDED:				46.3	PERCENT EXPENDED AND ENCUMBERED:					
								46.3		

323 921
 RUN DATE: 06/10/2022
 RUN TIME: 08.17.50

CITY OF CINCINNATI - DEPARTMENT OF FINANCE
 DIVISION OF ACCOUNTS AND AUDITS
 STATEMENT OF BALANCES
 APPROPRIATED FUNDS
 AS OF 05 / 31 / 2022

PGM ID: CFSFA104
 PAGE: 64

FY	FND	AGY	OBJT	ORIGINAL AUTHORIZATION	ADJUSTED AUTHORIZATION	EXPENDITURES AMOUNT	UNEXPENDED BALANCE	ENCUMBRANCE AMOUNT	UNENCUMBERED BALANCE	PRE-ENCUMBERED AMOUNT
920 Employee Benefits (Cont)										
921 Workers' Comp Insurance										
2022	323	921	7500	69,710.00	69,710.00	37,541.04	32,168.96	.00	32,168.96	.00
DIVISION TOTALS:				69,710.00	69,710.00	37,541.04	32,168.96	.00	32,168.96	.00
DEPARTMENT TOTALS:				69,710.00	69,710.00	37,541.04	32,168.96	.00	32,168.96	.00
PERCENT EXPENDED:				53.9	PERCENT EXPENDED AND ENCUMBERED:					
							53.9			
940 Govt'Al & Prof'Al Services										
944 General Fund Overhead										
2022	323	944	7200	377,270.00	377,270.00	225,375.76	151,894.24	.00	151,894.24	.00
DIVISION TOTALS:				377,270.00	377,270.00	225,375.76	151,894.24	.00	151,894.24	.00
DEPARTMENT TOTALS:				377,270.00	377,270.00	225,375.76	151,894.24	.00	151,894.24	.00
PERCENT EXPENDED:				59.7	PERCENT EXPENDED AND ENCUMBERED:					
							59.7			
329 Cincinnati Riverfront Park FUND										
200 Department Of Parks										
202 Parks, Operations & Facility Mgmt										
2022	329	202	7100	779,920.00	779,920.00	583,976.00	195,944.00	.00	195,944.00	.00
2022	329	202	7200	253,410.00	173,410.00	77,414.25	95,995.75	66,909.10	29,086.65	.00
2022	329	202	7300	75,310.00	155,310.00	80,576.82	74,733.18	68,480.66	6,252.52	.00
2022	329	202	7400	31,870.00	31,870.00	2,589.40	29,280.60	21.00	29,259.60	.00
2022	329	202	7500	356,670.00	356,670.00	267,883.17	88,786.83	.00	88,786.83	.00
DIVISION TOTALS:				1,497,180.00	1,497,180.00	1,012,439.64	484,740.36	135,410.76	349,329.60	.00
203 Parks, Adm & Program Services										
2022	329	203	7200	19,250.00	19,250.00	1,000.00	18,250.00	.00	18,250.00	4,680.00
2022	329	203	7400	10,000.00	10,000.00	4,282.68	5,717.32	.00	5,717.32	.00
DIVISION TOTALS:				29,250.00	29,250.00	5,282.68	23,967.32	.00	23,967.32	4,680.00
DEPARTMENT TOTALS:				1,526,430.00	1,526,430.00	1,017,722.32	508,707.68	135,410.76	373,296.92	4,680.00
PERCENT EXPENDED:				66.7	PERCENT EXPENDED AND ENCUMBERED:					
							75.5			
910 Employee Benefits										
919 Public Employee Assistance										
2022	329	919	7500	100.00	100.00	40.68	59.32	.00	59.32	.00
DIVISION TOTALS:				100.00	100.00	40.68	59.32	.00	59.32	.00
DEPARTMENT TOTALS:				100.00	100.00	40.68	59.32	.00	59.32	.00
PERCENT EXPENDED:				40.7	PERCENT EXPENDED AND ENCUMBERED:					
							40.7			
920 Employee Benefits (Cont)										
921 Workers' Comp Insurance										
2022	329	921	7500	8,680.00	8,680.00	7,969.37	710.63	.00	710.63	.00
DIVISION TOTALS:				8,680.00	8,680.00	7,969.37	710.63	.00	710.63	.00
DEPARTMENT TOTALS:				8,680.00	8,680.00	7,969.37	710.63	.00	710.63	.00
PERCENT EXPENDED:				91.8	PERCENT EXPENDED AND ENCUMBERED:					
							91.8			

329 944
 RUN DATE: 06/10/2022
 RUN TIME: 08.17.50

CITY OF CINCINNATI - DEPARTMENT OF FINANCE
 DIVISION OF ACCOUNTS AND AUDITS
 STATEMENT OF BALANCES
 APPROPRIATED FUNDS
 AS OF 05 / 31 / 2022

PGM ID: CFSFA104
 PAGE: 65

FY	FND	AGY	OBJT	ORIGINAL AUTHORIZATION	ADJUSTED AUTHORIZATION	EXPENDITURES AMOUNT	UNEXPENDED BALANCE	ENCUMBRANCE AMOUNT	UNENCUMBERED BALANCE	PRE-ENCUMBERED AMOUNT
940 Govt'Al & Prof'Al Services										
944 General Fund Overhead										
2022	329	944	7200	46,970.00	47,845.00	46,970.00	875.00	.00	875.00	.00
DIVISION TOTALS:				46,970.00	47,845.00	46,970.00	875.00	.00	875.00	.00
DEPARTMENT TOTALS:				46,970.00	47,845.00	46,970.00	875.00	.00	875.00	.00
PERCENT EXPENDED: 98.2				PERCENT EXPENDED AND ENCUMBERED:			98.2			
347 Hazard Abatement Fund FUND										
210 Dept Of Bldgs & Inspections										
212 Bldg & Inspections, Licenses & Permits										
2022	347	212	7100	444,680.00	444,680.00	248,318.64	196,361.36	.00	196,361.36	.00
2022	347	212	7200	860,080.00	860,080.00	98,409.87	761,670.13	93,149.20	668,520.93	125,344.00
2022	347	212	7300	47,450.00	47,450.00	14,559.00	32,891.00	400.00	32,491.00	.00
2022	347	212	7400	4,040.00	4,040.00	420.00	3,620.00	.00	3,620.00	.00
2022	347	212	7500	218,590.00	218,590.00	119,955.35	98,634.65	.00	98,634.65	.00
DIVISION TOTALS:				1,574,840.00	1,574,840.00	481,662.86	1,093,177.14	93,549.20	999,627.94	125,344.00
DEPARTMENT TOTALS:				1,574,840.00	1,574,840.00	481,662.86	1,093,177.14	93,549.20	999,627.94	125,344.00
PERCENT EXPENDED: 30.6				PERCENT EXPENDED AND ENCUMBERED:			36.5			
358 Bond Hill Roselawn Stabilization & Revitalization Operations FUND										
160 Community Developmt										
164 Division Of Community Devel										
2022	358	164	7400	151,470.00	250,000.00	250,000.00	.00	.00	.00	.00
DIVISION TOTALS:				151,470.00	250,000.00	250,000.00	.00	.00	.00	.00
DEPARTMENT TOTALS:				151,470.00	250,000.00	250,000.00	.00	.00	.00	.00
PERCENT EXPENDED: 100.0				PERCENT EXPENDED AND ENCUMBERED:			100.0			
364 911 Cell Phone Fees FUND										
090 Enterprise Technology Solution										
091 Enterprise Technology Solutions										
2022	364	091	7200	20,420.00	20,420.00	6,744.86	13,675.14	.00	13,675.14	.00
DIVISION TOTALS:				20,420.00	20,420.00	6,744.86	13,675.14	.00	13,675.14	.00
DEPARTMENT TOTALS:				20,420.00	20,420.00	6,744.86	13,675.14	.00	13,675.14	.00
PERCENT EXPENDED: 33.0				PERCENT EXPENDED AND ENCUMBERED:			33.0			
100 Office Of The City Manager										
103 Emergency Communications										
2022	364	103	7100	970,010.00	970,010.00	.00	970,010.00	.00	970,010.00	.00
2022	364	103	7200	207,630.00	239,630.00	142,486.53	97,143.47	86,957.21	10,186.26	39,600.00
2022	364	103	7300	124,250.00	52,250.00	5,269.70	46,980.30	42,777.74	4,202.56	.00
2022	364	103	7400	287,460.00	327,460.00	187,460.59	139,999.41	133,208.00	6,791.41	.00
DIVISION TOTALS:				1,589,350.00	1,589,350.00	335,216.82	1,254,133.18	262,942.95	991,190.23	39,600.00
DEPARTMENT TOTALS:				1,589,350.00	1,589,350.00	335,216.82	1,254,133.18	262,942.95	991,190.23	39,600.00
PERCENT EXPENDED: 21.1				PERCENT EXPENDED AND ENCUMBERED:			37.6			

377 253
 RUN DATE: 06/10/2022
 RUN TIME: 08.17.50

CITY OF CINCINNATI - DEPARTMENT OF FINANCE
 DIVISION OF ACCOUNTS AND AUDITS
 STATEMENT OF BALANCES
 APPROPRIATED FUNDS
 AS OF 05 / 31 / 2022

PGM ID: CFSFA104
 PAGE: 66

FY	FND	AGY	OBJT	ORIGINAL AUTHORIZATION	ADJUSTED AUTHORIZATION	EXPENDITURES AMOUNT	UNEXPENDED BALANCE	ENCUMBRANCE AMOUNT	UNENCUMBERED BALANCE	PRE-ENCUMBERED AMOUNT
377 Safe & Clean FUND										
250 Dept Of Public Services										
253 Div Of Neighborhood Operations										
2022	377	253	7200	51,520.00	51,520.00	6,664.06	44,855.94	44,855.94	.00	.00
DIVISION TOTALS:				51,520.00	51,520.00	6,664.06	44,855.94	44,855.94	.00	.00
DEPARTMENT TOTALS:				51,520.00	51,520.00	6,664.06	44,855.94	44,855.94	.00	.00
PERCENT EXPENDED: 12.9				PERCENT EXPENDED AND ENCUMBERED: 100.0						
395 Community Health Center FUND										
260 Department Of Public Health										
264 Primary Health Care - S.P.										
2022	395	264	7100	233,690.00	273,690.00	239,337.19	34,352.81	.00	34,352.81	.00
2022	395	264	7200	730.00	730.00	696.62	33.38	.00	33.38	.00
2022	395	264	7300	2,180.00	2,180.00	1,814.61	365.39	333.33	32.06	.00
2022	395	264	7500	81,980.00	96,980.00	90,941.09	6,038.91	.00	6,038.91	.00
DIVISION TOTALS:				318,580.00	373,580.00	332,789.51	40,790.49	333.33	40,457.16	.00
265 Primary Health Care - H.C.										
2022	395	265	7100	6,867,239.00	6,770,239.00	3,156,515.61	3,613,723.39	.00	3,613,723.39	.00
2022	395	265	7200	3,603,920.00	3,544,920.00	2,599,170.26	945,749.74	907,597.71	38,152.03	27,961.50
2022	395	265	7300	1,666,910.00	1,450,910.00	896,682.83	554,227.17	303,296.03	250,931.14	.00
2022	395	265	7400	1,053,450.00	1,328,450.00	1,086,201.95	242,248.05	239,919.50	2,328.55	.00
2022	395	265	7500	2,682,721.00	2,724,721.00	2,460,647.19	264,073.81	.00	264,073.81	.00
DIVISION TOTALS:				15,874,240.00	15,819,240.00	10,199,217.84	5,620,022.16	1,450,813.24	4,169,208.92	27,961.50
266 School & Adolescent Health										
2022	395	266	7100	5,180,080.00	5,180,080.00	3,874,464.43	1,305,615.57	.00	1,305,615.57	.00
2022	395	266	7200	582,530.00	447,530.00	367,532.25	79,997.75	74,524.01	5,473.74	.00
2022	395	266	7300	364,030.00	404,530.00	375,323.43	29,206.57	28,556.87	649.70	.00
2022	395	266	7400	173,450.00	268,450.00	251,169.59	17,280.41	16,288.22	992.19	.00
2022	395	266	7500	2,027,210.00	2,027,210.00	1,775,112.95	252,097.05	.00	252,097.05	.00
DIVISION TOTALS:				8,327,300.00	8,327,800.00	6,643,602.65	1,684,197.35	119,369.10	1,564,828.25	.00
DEPARTMENT TOTALS:				24,520,120.00	24,520,620.00	17,175,610.00	7,345,010.00	1,570,515.67	5,774,494.33	27,961.50
PERCENT EXPENDED: 70.0				PERCENT EXPENDED AND ENCUMBERED: 76.5						
910 Employee Benefits										
911 Contribution To City Pension										
2022	395	911	7500	110,710.00	114,605.00	110,710.00	3,895.00	.00	3,895.00	.00
DIVISION TOTALS:				110,710.00	114,605.00	110,710.00	3,895.00	.00	3,895.00	.00
919 Public Employee Assistance										
2022	395	919	7500	13,000.00	13,000.00	.00	13,000.00	.00	13,000.00	.00
DIVISION TOTALS:				13,000.00	13,000.00	.00	13,000.00	.00	13,000.00	.00
DEPARTMENT TOTALS:				123,710.00	127,605.00	110,710.00	16,895.00	.00	16,895.00	.00
PERCENT EXPENDED: 86.8				PERCENT EXPENDED AND ENCUMBERED: 86.8						

395 921
 RUN DATE: 06/10/2022
 RUN TIME: 08.17.50

CITY OF CINCINNATI - DEPARTMENT OF FINANCE
 DIVISION OF ACCOUNTS AND AUDITS
 STATEMENT OF BALANCES
 APPROPRIATED FUNDS
 AS OF 05 / 31 / 2022

PGM ID: CFSFA104
 PAGE: 67

FY	FND	AGY	OBJT	ORIGINAL AUTHORIZATION	ADJUSTED AUTHORIZATION	EXPENDITURES AMOUNT	UNEXPENDED BALANCE	ENCUMBRANCE AMOUNT	UNENCUMBERED BALANCE	PRE-ENCUMBERED AMOUNT
920 Employee Benefits (Cont)										
921 Workers' Comp Insurance										
2022	395	921	7500	181,170.00	181,170.00	166,386.89	14,783.11	.00	14,783.11	.00
DIVISION TOTALS:				181,170.00	181,170.00	166,386.89	14,783.11	.00	14,783.11	.00
DEPARTMENT TOTALS:				181,170.00	181,170.00	166,386.89	14,783.11	.00	14,783.11	.00
PERCENT EXPENDED:				91.8	PERCENT EXPENDED AND ENCUMBERED: 91.8					
940 Govt'Al & Prof'Al Services										
944 General Fund Overhead										
2022	395	944	7200	1,000,720.00	1,000,720.00	998,895.43	1,824.57	.00	1,824.57	.00
DIVISION TOTALS:				1,000,720.00	1,000,720.00	998,895.43	1,824.57	.00	1,824.57	.00
DEPARTMENT TOTALS:				1,000,720.00	1,000,720.00	998,895.43	1,824.57	.00	1,824.57	.00
PERCENT EXPENDED:				99.8	PERCENT EXPENDED AND ENCUMBERED: 99.8					
416 Cincinnati Health District FUND										
260 Department Of Public Health										
261 Health, Office Of The Commissioner										
2022	416	261	7100	1,658,690.00	1,541,690.00	1,131,654.39	410,035.61	.00	410,035.61	.00
2022	416	261	7200	181,660.00	326,160.00	152,162.55	173,997.45	7,716.25	166,281.20	.00
2022	416	261	7300	69,010.00	54,510.00	39,618.83	14,891.17	8,399.39	6,491.78	.00
2022	416	261	7400	40,070.00	40,070.00	21,997.80	18,072.20	10,406.28	7,665.92	.00
2022	416	261	7500	599,070.00	599,070.00	380,233.22	218,836.78	.00	218,836.78	.00
2022	416	261	7600	2,950.00	2,950.00	.00	2,950.00	.00	2,950.00	.00
DIVISION TOTALS:				2,551,450.00	2,564,450.00	1,725,666.79	838,783.21	26,521.92	812,261.29	.00
262 Health, Technical Resources										
2022	416	262	7100	1,642,320.00	1,262,320.00	1,158,409.70	103,910.30	.00	103,910.30	.00
2022	416	262	7200	406,330.00	600,830.00	280,605.33	320,224.67	128,685.33	191,539.34	5,985.00
2022	416	262	7300	66,330.00	94,330.00	53,332.96	40,997.04	31,058.18	9,938.86	.00
2022	416	262	7400	3,460.00	6,960.00	4,230.52	2,729.48	2,646.48	83.00	.00
2022	416	262	7500	694,870.00	694,870.00	496,949.59	197,920.41	.00	197,920.41	.00
DIVISION TOTALS:				2,813,310.00	2,659,310.00	1,993,528.10	665,781.90	162,389.99	503,391.91	5,985.00
263 Div Of Community Health										
2022	416	263	7100	3,027,940.00	3,577,940.00	2,771,637.60	806,302.40	.00	806,302.40	.00
2022	416	263	7200	212,070.00	424,070.00	191,967.71	232,102.29	44,210.66	187,891.63	.00
2022	416	263	7300	36,050.00	41,050.00	26,004.97	15,045.03	4,681.65	10,363.38	.00
2022	416	263	7400	990.00	19,990.00	17,454.25	2,535.75	2,297.17	238.58	.00
2022	416	263	7500	1,292,420.00	1,292,420.00	1,106,788.82	185,631.18	.00	185,631.18	.00
DIVISION TOTALS:				4,569,470.00	5,355,470.00	4,113,853.35	1,241,616.65	51,189.48	1,190,427.17	.00
264 Primary Health Care - S.P.										
2022	416	264	7100	1,443,610.00	859,610.00	832,400.79	27,209.21	.00	27,209.21	.00
2022	416	264	7200	50,570.00	54,570.00	24,600.84	29,969.16	22,734.99	7,234.17	.00
2022	416	264	7300	6,590.00	8,590.00	8,524.84	65.16	.00	65.16	.00
2022	416	264	7400	80,000.00	80,000.00	6,222.41	73,777.59	1,783.05	71,994.54	.00
2022	416	264	7500	467,170.00	467,170.00	300,596.32	166,573.68	.00	166,573.68	.00
DIVISION TOTALS:				2,047,940.00	1,469,940.00	1,172,345.20	297,594.80	24,518.04	273,076.76	.00

416 265
 RUN DATE: 06/10/2022
 RUN TIME: 08.17.50

CITY OF CINCINNATI - DEPARTMENT OF FINANCE
 DIVISION OF ACCOUNTS AND AUDITS
 STATEMENT OF BALANCES
 APPROPRIATED FUNDS
 AS OF 05 / 31 / 2022

PGM ID: CFSFA104
 PAGE: 68

FY	FND	AGY	OBJT	ORIGINAL AUTHORIZATION	ADJUSTED AUTHORIZATION	EXPENDITURES AMOUNT	UNEXPENDED BALANCE	ENCUMBRANCE AMOUNT	UNENCUMBERED BALANCE	PRE-ENCUMBERED AMOUNT
265 Primary Health Care - H.C.										
2022	416	265	7100	3,994,720.00	3,559,720.00	3,182,349.11	377,370.89	.00	377,370.89	.00
2022	416	265	7200	26,580.00	17,580.00	6,422.18	11,157.82	.00	11,157.82	.00
2022	416	265	7300	9,180.00	9,180.00	2,399.08	6,780.92	2,107.35	4,673.57	.00
2022	416	265	7500	1,395,980.00	1,395,980.00	936,909.45	459,070.55	.00	459,070.55	.00
DIVISION TOTALS:				5,426,460.00	4,982,460.00	4,128,079.82	854,380.18	2,107.35	852,272.83	.00
266 School & Adolescent Health										
2022	416	266	7100	304,050.00	982,050.00	323,033.93	659,016.07	.00	659,016.07	.00
2022	416	266	7200	89,430.00	89,430.00	97.50	89,332.50	.00	89,332.50	.00
2022	416	266	7300	20,950.00	20,950.00	.00	20,950.00	.00	20,950.00	.00
2022	416	266	7500	121,990.00	221,990.00	140,320.36	81,669.64	.00	81,669.64	.00
DIVISION TOTALS:				536,420.00	1,314,420.00	463,451.79	850,968.21	.00	850,968.21	.00
DEPARTMENT TOTALS:				17,945,050.00	18,346,050.00	13,596,925.05	4,749,124.95	266,726.78	4,482,398.17	5,985.00
PERCENT EXPENDED:				74.1	PERCENT EXPENDED AND ENCUMBERED:					
								75.6		
920 Employee Benefits (Cont)										
921 Workers' Comp Insurance										
2022	416	921	7500	210,300.00	210,300.00	194,940.51	15,359.49	.00	15,359.49	.00
DIVISION TOTALS:				210,300.00	210,300.00	194,940.51	15,359.49	.00	15,359.49	.00
DEPARTMENT TOTALS:				210,300.00	210,300.00	194,940.51	15,359.49	.00	15,359.49	.00
PERCENT EXPENDED:				92.7	PERCENT EXPENDED AND ENCUMBERED:					
								92.7		
940 Govt'Al & Prof'Al Services										
941 Audit And Examiner's Fees										
2022	416	941	7200	13,000.00	13,000.00	.00	13,000.00	.00	13,000.00	.00
DIVISION TOTALS:				13,000.00	13,000.00	.00	13,000.00	.00	13,000.00	.00
944 General Fund Overhead										
2022	416	944	7200	14,760.00	14,760.00	.00	14,760.00	.00	14,760.00	.00
DIVISION TOTALS:				14,760.00	14,760.00	.00	14,760.00	.00	14,760.00	.00
DEPARTMENT TOTALS:				27,760.00	27,760.00	.00	27,760.00	.00	27,760.00	.00
PERCENT EXPENDED:				.0	PERCENT EXPENDED AND ENCUMBERED:					
								.0		
449 Cinti Area Geographic Info Sys FUND										
090 Enterprise Technology Solution										
092 ETS-CAGIS										
2022	449	092	7100	1,845,320.00	1,845,320.00	1,418,205.62	427,114.38	.00	427,114.38	.00
2022	449	092	7200	1,017,890.00	529,510.00	402,819.41	126,690.59	116,930.45	9,760.14	30,870.00
2022	449	092	7300	57,090.00	22,090.00	9,477.46	12,612.54	11,639.94	972.60	.00
2022	449	092	7400	916,040.00	1,439,420.00	1,102,080.68	337,339.32	91,265.71	246,073.61	250.00
2022	449	092	7500	630,950.00	630,950.00	489,385.80	141,564.20	.00	141,564.20	.00
DIVISION TOTALS:				4,467,290.00	4,467,290.00	3,421,968.97	1,045,321.03	219,836.10	825,484.93	31,120.00
DEPARTMENT TOTALS:				4,467,290.00	4,467,290.00	3,421,968.97	1,045,321.03	219,836.10	825,484.93	31,120.00
PERCENT EXPENDED:				76.6	PERCENT EXPENDED AND ENCUMBERED:					
								81.5		
910 Employee Benefits										
911 Contribution To City Pension										
2022	449	911	7500	30,850.00	31,940.00	30,850.00	1,090.00	.00	1,090.00	.00
DIVISION TOTALS:				30,850.00	31,940.00	30,850.00	1,090.00	.00	1,090.00	.00

449 919
 RUN DATE: 06/10/2022
 RUN TIME: 08.17.50

CITY OF CINCINNATI - DEPARTMENT OF FINANCE
 DIVISION OF ACCOUNTS AND AUDITS
 STATEMENT OF BALANCES
 APPROPRIATED FUNDS
 AS OF 05 / 31 / 2022

PGM ID: CFSFA104
 PAGE: 69

FY	FND	AGY	OBJT	ORIGINAL AUTHORIZATION	ADJUSTED AUTHORIZATION	EXPENDITURES AMOUNT	UNEXPENDED BALANCE	ENCUMBRANCE AMOUNT	UNENCUMBERED BALANCE	PRE-ENCUMBERED AMOUNT
919 Public Employee Assistance										
2022	449	919	7500	2,200.00	2,200.00	.00	2,200.00	.00	2,200.00	.00
DIVISION TOTALS:				2,200.00	2,200.00	.00	2,200.00	.00	2,200.00	.00
DEPARTMENT TOTALS:				33,050.00	34,140.00	30,850.00	3,290.00	.00	3,290.00	.00
PERCENT EXPENDED:				90.4	PERCENT EXPENDED AND ENCUMBERED: 90.4					
920 Employee Benefits (Cont)										
921 Workers' Comp Insurance										
2022	449	921	7500	30,580.00	30,580.00	23,852.63	6,727.37	.00	6,727.37	.00
DIVISION TOTALS:				30,580.00	30,580.00	23,852.63	6,727.37	.00	6,727.37	.00
DEPARTMENT TOTALS:				30,580.00	30,580.00	23,852.63	6,727.37	.00	6,727.37	.00
PERCENT EXPENDED:				78.0	PERCENT EXPENDED AND ENCUMBERED: 78.0					
940 Govt'Al & Prof'Al Services										
944 General Fund Overhead										
2022	449	944	7200	165,510.00	165,510.00	143,198.08	22,311.92	.00	22,311.92	.00
DIVISION TOTALS:				165,510.00	165,510.00	143,198.08	22,311.92	.00	22,311.92	.00
DEPARTMENT TOTALS:				165,510.00	165,510.00	143,198.08	22,311.92	.00	22,311.92	.00
PERCENT EXPENDED:				86.5	PERCENT EXPENDED AND ENCUMBERED: 86.5					
455 Streetcar Operations FUND										
110 Department Of Law										
111 Civil										
2022	455	111	7100	95,480.00	95,480.00	65,535.10	29,944.90	.00	29,944.90	.00
2022	455	111	7500	25,520.00	25,520.00	23,311.95	2,208.05	.00	2,208.05	.00
DIVISION TOTALS:				121,000.00	121,000.00	88,847.05	32,152.95	.00	32,152.95	.00
DEPARTMENT TOTALS:				121,000.00	121,000.00	88,847.05	32,152.95	.00	32,152.95	.00
PERCENT EXPENDED:				73.4	PERCENT EXPENDED AND ENCUMBERED: 73.4					
230 Dept Of Transportation & Engin										
236 Division of Streetcar Operations										
2022	455	236	7100	423,944.00	573,944.00	327,461.80	246,482.20	.00	246,482.20	.00
2022	455	236	7200	4,104,218.00	5,043,309.00	4,003,771.12	1,039,537.88	879,735.57	159,802.31	.00
2022	455	236	7400	13,820.00	13,820.00	2,825.18	10,994.82	588.77	10,406.05	.00
2022	455	236	7500	124,490.00	124,490.00	-34,403.79	158,893.79	.00	158,893.79	.00
DIVISION TOTALS:				4,666,472.00	5,755,563.00	4,299,654.31	1,455,908.69	880,324.34	575,584.35	.00
238 Division of Traffic Services										
2022	455	238	7100	150,180.00	150,180.00	45,330.23	104,849.77	.00	104,849.77	.00
2022	455	238	7500	29,820.00	29,820.00	18,950.04	10,869.96	.00	10,869.96	.00
DIVISION TOTALS:				180,000.00	180,000.00	64,280.27	115,719.73	.00	115,719.73	.00
DEPARTMENT TOTALS:				4,846,472.00	5,935,563.00	4,363,934.58	1,571,628.42	880,324.34	691,304.08	.00
PERCENT EXPENDED:				73.5	PERCENT EXPENDED AND ENCUMBERED: 88.4					

455 921
 RUN DATE: 06/10/2022
 RUN TIME: 08.17.50

CITY OF CINCINNATI - DEPARTMENT OF FINANCE
 DIVISION OF ACCOUNTS AND AUDITS
 STATEMENT OF BALANCES
 APPROPRIATED FUNDS
 AS OF 05 / 31 / 2022

PGM ID: CFSFA104
 PAGE: 70

FY	FND	AGY	OBJT	ORIGINAL AUTHORIZATION	ADJUSTED AUTHORIZATION	EXPENDITURES AMOUNT	UNEXPENDED BALANCE	ENCUMBRANCE AMOUNT	UNENCUMBERED BALANCE	PRE-ENCUMBERED AMOUNT
920 Employee Benefits (Cont)										
921 Workers' Comp Insurance										
2022	455	921	7500	9,000.00	9,000.00	5,756.64	3,243.36	.00	3,243.36	.00
DIVISION TOTALS:				9,000.00	9,000.00	5,756.64	3,243.36	.00	3,243.36	.00
DEPARTMENT TOTALS:				9,000.00	9,000.00	5,756.64	3,243.36	.00	3,243.36	.00
PERCENT EXPENDED:				64.0	PERCENT EXPENDED AND ENCUMBERED:					
								64.0		
940 Govt'Al & Prof'Al Services										
944 General Fund Overhead										
2022	455	944	7200	59,000.00	59,000.00	34,559.74	24,440.26	.00	24,440.26	.00
DIVISION TOTALS:				59,000.00	59,000.00	34,559.74	24,440.26	.00	24,440.26	.00
DEPARTMENT TOTALS:				59,000.00	59,000.00	34,559.74	24,440.26	.00	24,440.26	.00
PERCENT EXPENDED:				58.6	PERCENT EXPENDED AND ENCUMBERED:					
								58.6		
457 CLEAR FUND										
090 Enterprise Technology Solution										
093 ETS-CLEAR										
2022	457	093	7100	1,488,680.00	1,488,680.00	744,286.32	744,393.68	.00	744,393.68	.00
2022	457	093	7200	1,871,510.00	1,871,510.00	1,171,238.54	700,271.46	200,351.01	499,920.45	.00
2022	457	093	7300	669,270.00	669,270.00	20,746.38	648,523.62	8,921.06	639,602.56	.00
2022	457	093	7400	782,270.00	782,270.00	477,076.57	305,193.43	15,850.00	289,343.43	247,310.39
2022	457	093	7500	450,510.00	450,510.00	232,486.85	218,023.15	.00	218,023.15	.00
DIVISION TOTALS:				5,262,240.00	5,262,240.00	2,645,834.66	2,616,405.34	225,122.07	2,391,283.27	247,310.39
DEPARTMENT TOTALS:				5,262,240.00	5,262,240.00	2,645,834.66	2,616,405.34	225,122.07	2,391,283.27	247,310.39
PERCENT EXPENDED:				50.3	PERCENT EXPENDED AND ENCUMBERED:					
								54.6		
910 Employee Benefits										
911 Contribution To City Pension										
2022	457	911	7500	13,600.00	14,085.00	13,600.00	485.00	.00	485.00	.00
DIVISION TOTALS:				13,600.00	14,085.00	13,600.00	485.00	.00	485.00	.00
919 Public Employee Assistance										
2022	457	919	7500	1,400.00	1,400.00	.00	1,400.00	.00	1,400.00	.00
DIVISION TOTALS:				1,400.00	1,400.00	.00	1,400.00	.00	1,400.00	.00
DEPARTMENT TOTALS:				15,000.00	15,485.00	13,600.00	1,885.00	.00	1,885.00	.00
PERCENT EXPENDED:				87.8	PERCENT EXPENDED AND ENCUMBERED:					
								87.8		
920 Employee Benefits (Cont)										
921 Workers' Comp Insurance										
2022	457	921	7500	25,100.00	25,100.00	12,758.42	12,341.58	.00	12,341.58	.00
DIVISION TOTALS:				25,100.00	25,100.00	12,758.42	12,341.58	.00	12,341.58	.00
DEPARTMENT TOTALS:				25,100.00	25,100.00	12,758.42	12,341.58	.00	12,341.58	.00
PERCENT EXPENDED:				50.8	PERCENT EXPENDED AND ENCUMBERED:					
								50.8		

457 944
 RUN DATE: 06/10/2022
 RUN TIME: 08.17.50

CITY OF CINCINNATI - DEPARTMENT OF FINANCE
 DIVISION OF ACCOUNTS AND AUDITS
 STATEMENT OF BALANCES
 APPROPRIATED FUNDS
 AS OF 05 / 31 / 2022

PGM ID: CFSFA104
 PAGE: 71

FY	FND	AGY	OBJT	ORIGINAL AUTHORIZATION	ADJUSTED AUTHORIZATION	EXPENDITURES AMOUNT	UNEXPENDED BALANCE	ENCUMBRANCE AMOUNT	UNENCUMBERED BALANCE	PRE-ENCUMBERED AMOUNT
940 Govt'Al & Prof'Al Services										
944 General Fund Overhead										
2022	457	944	7200	135,830.00	135,830.00	76,594.57	59,235.43	.00	59,235.43	.00
DIVISION TOTALS:				135,830.00	135,830.00	76,594.57	59,235.43	.00	59,235.43	.00
DEPARTMENT TOTALS:				135,830.00	135,830.00	76,594.57	59,235.43	.00	59,235.43	.00
PERCENT EXPENDED:				56.4	PERCENT EXPENDED AND ENCUMBERED: 56.4					
701 Metropolitan Sewer District FUND										
410 Dept. of Sewers Director's Off										
410 Dept. of Sewers Director's Office										
2022	701	410	7100	1,843,884.00	1,843,884.00	694,586.70	1,149,297.30	.00	1,149,297.30	.00
2022	701	410	7200	744,899.00	744,899.00	51,716.60	693,182.40	179,907.19	513,275.21	.00
2022	701	410	7300	21,744.00	21,744.00	2,413.46	19,330.54	11,804.88	7,525.66	.00
2022	701	410	7400	452,096.00	452,096.00	113,282.99	338,813.01	.00	338,813.01	.00
2022	701	410	7500	706,942.00	706,942.00	259,726.92	447,215.08	.00	447,215.08	.00
DIVISION TOTALS:				3,769,565.00	3,769,565.00	1,121,726.67	2,647,838.33	191,712.07	2,456,126.26	.00
DEPARTMENT TOTALS:				3,769,565.00	3,769,565.00	1,121,726.67	2,647,838.33	191,712.07	2,456,126.26	.00
PERCENT EXPENDED:				29.8	PERCENT EXPENDED AND ENCUMBERED: 34.8					
420 MSD Div Of Wastewater Engineer										
420 MSD Div Of Wastewater Engineering										
2022	701	420	7100	5,282,732.00	5,282,732.00	1,131,760.75	4,150,971.25	.00	4,150,971.25	.00
2022	701	420	7200	584,762.00	584,762.00	104,576.19	480,185.81	129,971.63	350,214.18	.00
2022	701	420	7300	78,475.00	78,475.00	19,559.85	58,915.15	25,523.02	33,392.13	.00
2022	701	420	7400	200,850.00	200,850.00	64,501.20	136,348.80	39,081.20	97,267.60	.00
2022	701	420	7500	1,778,297.00	1,778,297.00	416,227.16	1,362,069.84	.00	1,362,069.84	.00
DIVISION TOTALS:				7,925,116.00	7,925,116.00	1,736,625.15	6,188,490.85	194,575.85	5,993,915.00	.00
DEPARTMENT TOTALS:				7,925,116.00	7,925,116.00	1,736,625.15	6,188,490.85	194,575.85	5,993,915.00	.00
PERCENT EXPENDED:				21.9	PERCENT EXPENDED AND ENCUMBERED: 24.4					
430 MSD Div Of Wastewater Admin										
430 MSD Div Of Wastewater Admin										
2022	701	430	7100	3,557,231.00	3,557,231.00	1,126,400.14	2,430,830.86	.00	2,430,830.86	.00
2022	701	430	7200	7,132,736.00	7,132,736.00	2,797,816.14	4,334,919.86	3,875,457.06	459,462.80	.00
2022	701	430	7300	26,750.00	26,750.00	4,325.81	22,424.19	3,961.07	18,463.12	.00
2022	701	430	7400	71,670.00	71,670.00	7,472.20	64,197.80	14,802.30	49,395.50	.00
2022	701	430	7500	1,282,794.00	1,282,794.00	400,632.81	882,161.19	.00	882,161.19	.00
DIVISION TOTALS:				12,071,181.00	12,071,181.00	4,336,647.10	7,734,533.90	3,894,220.43	3,840,313.47	.00
DEPARTMENT TOTALS:				12,071,181.00	12,071,181.00	4,336,647.10	7,734,533.90	3,894,220.43	3,840,313.47	.00
PERCENT EXPENDED:				21.9	PERCENT EXPENDED AND ENCUMBERED: 24.4					
431 MSD Division of Information Technology										
2022	701	431	7100	1,786,259.00	1,786,259.00	829,586.73	956,672.27	.00	956,672.27	.00
2022	701	431	7200	1,759,325.00	1,759,325.00	579,722.57	1,179,602.43	59,205.78	1,120,396.65	.00
2022	701	431	7300	235,000.00	235,000.00	47,569.53	187,430.47	14,757.64	172,672.83	.00
2022	701	431	7400	2,454,930.00	2,454,930.00	836,122.79	1,618,807.21	274,172.76	1,344,634.45	218,388.82
2022	701	431	7500	671,936.00	671,936.00	276,544.58	395,391.42	.00	395,391.42	.00
DIVISION TOTALS:				6,907,450.00	6,907,450.00	2,569,546.20	4,337,903.80	348,136.18	3,989,767.62	218,388.82
DEPARTMENT TOTALS:				18,978,631.00	18,978,631.00	6,906,193.30	12,072,437.70	4,242,356.61	7,830,081.09	218,388.82
PERCENT EXPENDED:				36.4	PERCENT EXPENDED AND ENCUMBERED: 58.7					

701 441
 RUN DATE: 06/10/2022
 RUN TIME: 08.17.50

CITY OF CINCINNATI - DEPARTMENT OF FINANCE
 DIVISION OF ACCOUNTS AND AUDITS
 STATEMENT OF BALANCES
 APPROPRIATED FUNDS
 AS OF 05 / 31 / 2022

PGM ID: CFSFA104
 PAGE: 72

FY	FND	AGY	OBJT	ORIGINAL AUTHORIZATION	ADJUSTED AUTHORIZATION	EXPENDITURES AMOUNT	UNEXPENDED BALANCE	ENCUMBRANCE AMOUNT	UNENCUMBERED BALANCE	PRE-ENCUMBERED AMOUNT
440 MSD Div Of Wastewater Treatmen										
441 MSD Office Of Superintendent										
2022	701	441	7100	1,720,940.00	1,720,940.00	621,234.28	1,099,705.72	.00	1,099,705.72	.00
2022	701	441	7200	85,196.00	85,196.00	17,065.86	68,130.14	12,680.17	55,449.97	.00
2022	701	441	7300	21,059.00	390,043.00	107,775.04	282,267.96	171,326.81	110,941.15	.00
2022	701	441	7400	343,940.00	343,940.00	665.00	343,275.00	.00	343,275.00	.00
2022	701	441	7500	717,683.00	717,683.00	260,266.42	457,416.58	.00	457,416.58	.00
DIVISION TOTALS:				2,888,818.00	3,257,802.00	1,007,006.60	2,250,795.40	184,006.98	2,066,788.42	.00
442 MSD Millcreek Section										
2022	701	442	7100	4,974,218.00	4,974,218.00	1,773,007.52	3,201,210.48	.00	3,201,210.48	.00
2022	701	442	7200	8,613,167.00	8,613,167.00	2,261,859.28	6,351,307.72	3,575,092.48	2,776,215.24	.00
2022	701	442	7300	7,711,674.00	7,542,814.00	1,495,392.58	6,047,421.42	2,237,237.49	3,810,183.93	.00
2022	701	442	7400	145,742.00	145,742.00	25,708.97	120,033.03	21,045.35	98,987.68	.00
2022	701	442	7500	1,934,398.00	1,934,398.00	733,563.04	1,200,834.96	.00	1,200,834.96	.00
DIVISION TOTALS:				23,379,199.00	23,210,339.00	6,289,531.39	16,920,807.61	5,833,375.32	11,087,432.29	.00
443 MSD Little Miami Section										
2022	701	443	7100	1,820,360.00	1,820,360.00	680,939.64	1,139,420.36	.00	1,139,420.36	.00
2022	701	443	7200	4,834,347.00	4,794,347.00	1,536,588.83	3,257,758.17	2,696,438.61	561,319.56	.00
2022	701	443	7300	922,354.00	885,568.00	238,416.68	647,151.32	405,872.24	241,279.08	.00
2022	701	443	7400	109,063.00	109,063.00	78,988.65	30,074.35	.00	30,074.35	.00
2022	701	443	7500	681,658.00	681,658.00	278,187.89	403,470.11	.00	403,470.11	.00
DIVISION TOTALS:				8,367,782.00	8,290,996.00	2,813,121.69	5,477,874.31	3,102,310.85	2,375,563.46	.00
444 MSD Muddy Creek Section										
2022	701	444	7100	1,266,463.00	1,266,463.00	338,906.95	927,556.05	.00	927,556.05	.00
2022	701	444	7200	2,014,855.00	1,914,855.00	497,928.37	1,416,926.63	860,810.79	556,115.84	.00
2022	701	444	7300	558,544.00	531,354.00	86,815.88	444,538.12	239,181.49	205,356.63	.00
2022	701	444	7400	31,220.00	31,220.00	14,471.29	16,748.71	2,129.30	14,619.41	.00
2022	701	444	7500	532,185.00	532,185.00	172,553.72	359,631.28	.00	359,631.28	.00
DIVISION TOTALS:				4,403,267.00	4,276,077.00	1,110,676.21	3,165,400.79	1,102,121.58	2,063,279.21	.00
445 MSD Sycamore Section										
2022	701	445	7100	1,018,630.00	1,018,630.00	306,771.41	711,858.59	.00	711,858.59	.00
2022	701	445	7200	1,168,609.00	1,168,609.00	250,749.97	917,859.03	652,705.13	265,153.90	.00
2022	701	445	7300	419,367.00	400,174.00	73,081.81	327,092.19	102,247.08	224,845.11	.00
2022	701	445	7400	17,054.00	17,054.00	3,684.60	13,369.40	.00	13,369.40	.00
2022	701	445	7500	506,258.00	506,258.00	148,470.81	357,787.19	.00	357,787.19	.00
DIVISION TOTALS:				3,129,918.00	3,110,725.00	782,758.60	2,327,966.40	754,952.21	1,573,014.19	.00
446 MSD Taylor Creek Section										
2022	701	446	7100	658,896.00	658,896.00	263,302.50	395,593.50	.00	395,593.50	.00
2022	701	446	7200	898,428.00	998,428.00	300,550.60	697,877.40	461,488.99	236,388.41	.00
2022	701	446	7300	352,881.00	338,486.00	44,777.19	293,708.81	103,536.27	190,172.54	.00
2022	701	446	7400	14,497.00	14,497.00	2,666.00	11,831.00	3,090.00	8,741.00	.00
2022	701	446	7500	247,258.00	247,258.00	128,063.73	119,194.27	.00	119,194.27	.00
DIVISION TOTALS:				2,171,960.00	2,257,565.00	739,360.02	1,518,204.98	568,115.26	950,089.72	.00
447 MSD Polk Run Section										
2022	701	447	7100	618,079.00	618,079.00	211,878.09	406,200.91	.00	406,200.91	.00
2022	701	447	7200	758,389.00	798,389.00	266,597.95	531,791.05	495,614.00	36,177.05	.00
2022	701	447	7300	175,345.00	164,149.00	22,523.33	141,625.67	51,534.11	90,091.56	.00
2022	701	447	7400	10,536.00	10,536.00	575.00	9,961.00	.00	9,961.00	.00
2022	701	447	7500	259,313.00	259,313.00	101,554.16	157,758.84	.00	157,758.84	.00
DIVISION TOTALS:				1,821,662.00	1,850,466.00	603,128.53	1,247,337.47	547,148.11	700,189.36	.00

701 448
 RUN DATE: 06/10/2022
 RUN TIME: 08.17.50

CITY OF CINCINNATI - DEPARTMENT OF FINANCE
 DIVISION OF ACCOUNTS AND AUDITS
 STATEMENT OF BALANCES
 APPROPRIATED FUNDS
 AS OF 05 / 31 / 2022

PGM ID: CFSFA104
 PAGE: 73

FY	FND	AGY	OBJT	ORIGINAL AUTHORIZATION	ADJUSTED AUTHORIZATION	EXPENDITURES AMOUNT	UNEXPENDED BALANCE	ENCUMBRANCE AMOUNT	UNENCUMBERED BALANCE	PRE-ENCUMBERED AMOUNT
448 MSD Pump Stations										
2022	701	448	7200	1,397,404.00	1,397,404.00	364,364.08	1,033,039.92	460,665.26	572,374.66	8,484.68
2022	701	448	7300	582,408.00	561,416.00	117,568.01	443,847.99	131,144.96	312,703.03	.00
2022	701	448	7400	49,980.00	49,980.00	731.30	49,248.70	1,041.70	48,207.00	.00
DIVISION TOTALS:				2,029,792.00	2,008,800.00	482,663.39	1,526,136.61	592,851.92	933,284.69	8,484.68
449 MSD Maintenance Section										
2022	701	449	7100	5,494,288.00	5,494,288.00	1,974,326.96	3,519,961.04	.00	3,519,961.04	.00
2022	701	449	7200	865,488.00	865,488.00	116,124.71	749,363.29	32,745.45	716,617.84	.00
2022	701	449	7300	416,764.00	346,392.00	103,340.42	243,051.58	199,508.37	43,543.21	.00
2022	701	449	7400	1,208,112.00	1,208,112.00	324,012.74	884,099.26	592,400.00	291,699.26	.00
2022	701	449	7500	2,332,808.00	2,332,808.00	877,758.20	1,455,049.80	.00	1,455,049.80	.00
DIVISION TOTALS:				10,317,460.00	10,247,088.00	3,395,563.03	6,851,524.97	824,653.82	6,026,871.15	.00
DEPARTMENT TOTALS:				58,509,858.00	58,509,858.00	17,223,809.46	41,286,048.54	13,509,536.05	27,776,512.49	8,484.68
PERCENT EXPENDED:				29.4	PERCENT EXPENDED AND ENCUMBERED:					
								52.5		
450 MSD Div Of Wastewater Collecti										
450 MSD Div Of Wastewater Collection										
2022	701	450	7100	8,947,333.00	8,947,333.00	3,094,942.61	5,852,390.39	.00	5,852,390.39	.00
2022	701	450	7200	7,473,113.00	7,473,113.00	1,558,877.71	5,914,235.29	4,609,164.19	1,305,071.10	11,688.00
2022	701	450	7300	3,452,089.00	3,452,089.00	531,434.73	2,920,654.27	1,887,830.89	1,032,823.38	.00
2022	701	450	7400	135,559.00	135,559.00	10,559.55	124,999.45	17,499.93	107,499.52	.00
2022	701	450	7500	4,192,742.00	4,192,742.00	1,365,907.03	2,826,834.97	.00	2,826,834.97	.00
DIVISION TOTALS:				24,200,836.00	24,200,836.00	6,561,721.63	17,639,114.37	6,514,495.01	11,124,619.36	11,688.00
DEPARTMENT TOTALS:				24,200,836.00	24,200,836.00	6,561,721.63	17,639,114.37	6,514,495.01	11,124,619.36	11,688.00
PERCENT EXPENDED:				27.1	PERCENT EXPENDED AND ENCUMBERED:					
								54.0		
460 MSD Div Of Industrial Waste										
460 MSD Div Of Industrial Waste										
2022	701	460	7100	5,189,120.00	5,189,120.00	1,748,750.69	3,440,369.31	.00	3,440,369.31	.00
2022	701	460	7200	5,768,025.00	5,568,025.00	815,815.44	4,752,209.56	2,252,429.14	2,499,780.42	.00
2022	701	460	7300	1,104,900.00	1,304,900.00	386,597.18	918,302.82	485,005.09	433,297.73	.00
2022	701	460	7400	493,345.00	493,345.00	301,248.21	192,096.79	144,081.79	48,015.00	.00
2022	701	460	7500	2,160,431.00	2,160,431.00	742,295.96	1,418,135.04	.00	1,418,135.04	.00
DIVISION TOTALS:				14,715,821.00	14,715,821.00	3,994,707.48	10,721,113.52	2,881,516.02	7,839,597.50	.00
DEPARTMENT TOTALS:				14,715,821.00	14,715,821.00	3,994,707.48	10,721,113.52	2,881,516.02	7,839,597.50	.00
PERCENT EXPENDED:				27.1	PERCENT EXPENDED AND ENCUMBERED:					
								46.7		
480 MSD SBU Program										
480 MSD SBU Program										
2022	701	480	7100	671,839.00	671,839.00	173,559.71	498,279.29	.00	498,279.29	.00
2022	701	480	7200	9,124,471.00	10,157,471.00	1,906,072.59	8,251,398.41	2,509,764.04	5,741,634.37	.00
2022	701	480	7300	76,243.00	43,243.00	.00	43,243.00	.00	43,243.00	.00
2022	701	480	7400	2,012,549.00	1,012,549.00	463,700.10	548,848.90	.00	548,848.90	.00
2022	701	480	7500	260,995.00	260,995.00	71,890.06	189,104.94	.00	189,104.94	.00
DIVISION TOTALS:				12,146,097.00	12,146,097.00	2,615,222.46	9,530,874.54	2,509,764.04	7,021,110.50	.00
DEPARTMENT TOTALS:				12,146,097.00	12,146,097.00	2,615,222.46	9,530,874.54	2,509,764.04	7,021,110.50	.00
PERCENT EXPENDED:				21.5	PERCENT EXPENDED AND ENCUMBERED:					
								42.2		

701 490
 RUN DATE: 06/10/2022
 RUN TIME: 08.17.50

CITY OF CINCINNATI - DEPARTMENT OF FINANCE
 DIVISION OF ACCOUNTS AND AUDITS
 STATEMENT OF BALANCES
 APPROPRIATED FUNDS
 AS OF 05 / 31 / 2022

PGM ID: CFSFA104
 PAGE: 74

Report 3

FY	FND	AGY	OBJT	ORIGINAL AUTHORIZATION	ADJUSTED AUTHORIZATION	EXPENDITURES AMOUNT	UNEXPENDED BALANCE	ENCUMBRANCE AMOUNT	UNENCUMBERED BALANCE	PRE-ENCUMBERED AMOUNT
490 MSD Debt Service										
490 MSD Debt Service										
2022	701	490	7700	85,000,000.00	85,000,000.00	22,262,208.36	62,737,791.64	.00	62,737,791.64	.00
DIVISION TOTALS:				85,000,000.00	85,000,000.00	22,262,208.36	62,737,791.64	.00	62,737,791.64	.00
DEPARTMENT TOTALS:				85,000,000.00	85,000,000.00	22,262,208.36	62,737,791.64	.00	62,737,791.64	.00
PERCENT EXPENDED:				26.2	PERCENT EXPENDED AND ENCUMBERED:			26.2		
940 Govt'Al & Prof'Al Services										
944 General Fund Overhead										
2022	701	944	7200	2,600,000.00	2,600,000.00	9,887.00	2,590,113.00	.00	2,590,113.00	.00
DIVISION TOTALS:				2,600,000.00	2,600,000.00	9,887.00	2,590,113.00	.00	2,590,113.00	.00
DEPARTMENT TOTALS:				2,600,000.00	2,600,000.00	9,887.00	2,590,113.00	.00	2,590,113.00	.00
PERCENT EXPENDED:				.4	PERCENT EXPENDED AND ENCUMBERED:			.4		
980 Capital Outlay Accounts										
981 Motorized & Construction Equip										
2022	701	981	7600	1,816,000.00	1,816,000.00	.00	1,816,000.00	1,397,453.12	418,546.88	319,000.00
DIVISION TOTALS:				1,816,000.00	1,816,000.00	.00	1,816,000.00	1,397,453.12	418,546.88	319,000.00
982 Office & Technical Equip										
2022	701	982	7600	1,350,000.00	1,350,000.00	.00	1,350,000.00	150,000.00	1,200,000.00	.00
DIVISION TOTALS:				1,350,000.00	1,350,000.00	.00	1,350,000.00	150,000.00	1,200,000.00	.00
DEPARTMENT TOTALS:				3,166,000.00	3,166,000.00	.00	3,166,000.00	1,547,453.12	1,618,546.88	319,000.00
PERCENT EXPENDED:				.0	PERCENT EXPENDED AND ENCUMBERED:			48.9		

050
RUN DATE: 06/10/2022
RUN TIME: 08.17.39

CITY OF CINCINNATI - DEPARTMENT OF FINANCE
DIVISION OF ACCOUNTS AND AUDITS
STATEMENT OF BALANCES - FUND SUMMARY
APPROPRIATED FUNDS
CURRENT YEAR BALANCES
AS OF 05 / 31 / 2022

PGM ID: CFSFA103
PAGE: 1

	<u>ORIGINAL</u> <u>AUTHORIZATION</u>	<u>ADJUSTED</u> <u>AUTHORIZATION</u>	<u>EXPENDITURES</u> <u>AMOUNT</u>	<u>UNEXPENDED</u> <u>BALANCE</u>	<u>ENCUMBRANCE</u> <u>AMOUNT</u>	<u>UNENCUMBERED</u> <u>BALANCE</u>	<u>PRE-ENCUMBERED</u> <u>AMOUNT</u>
050 General FUND	441,620,305.00	457,796,019.00	381,089,106.67	76,706,912.33	13,318,301.33	63,388,611.00	243,751.60
PERCENT EXPENDED:	83.2	PERCENT EXPENDED AND ENCUMBERED:		86.2			

101
RUN DATE: 06/10/2022
RUN TIME: 08.17.39

CITY OF CINCINNATI - DEPARTMENT OF FINANCE
DIVISION OF ACCOUNTS AND AUDITS
STATEMENT OF BALANCES - FUND SUMMARY
APPROPRIATED FUNDS
CURRENT YEAR BALANCES
AS OF 05 / 31 / 2022

PGM ID: CFSFA103
PAGE: 2

	<u>ORIGINAL</u> <u>AUTHORIZATION</u>	<u>ADJUSTED</u> <u>AUTHORIZATION</u>	<u>EXPENDITURES</u> <u>AMOUNT</u>	<u>UNEXPENDED</u> <u>BALANCE</u>	<u>ENCUMBRANCE</u> <u>AMOUNT</u>	<u>UNENCUMBERED</u> <u>BALANCE</u>	<u>PRE-ENCUMBERED</u> <u>AMOUNT</u>
101 Water Works FUND							
	148,732,410.00	151,182,410.00	111,115,101.58	40,067,308.42	12,816,648.27	27,250,660.15	177,582.07
PERCENT EXPENDED:	73.5	PERCENT EXPENDED AND ENCUMBERED:		82.0			

102
RUN DATE: 06/10/2022
RUN TIME: 08.17.39

CITY OF CINCINNATI - DEPARTMENT OF FINANCE
DIVISION OF ACCOUNTS AND AUDITS
STATEMENT OF BALANCES - FUND SUMMARY
APPROPRIATED FUNDS
CURRENT YEAR BALANCES
AS OF 05 / 31 / 2022

PGM ID: CFSFA103
PAGE: 3

Report 3

<u>ORIGINAL AUTHORIZATION</u>	<u>ADJUSTED AUTHORIZATION</u>	<u>EXPENDITURES AMOUNT</u>	<u>UNEXPENDED BALANCE</u>	<u>ENCUMBRANCE AMOUNT</u>	<u>UNENCUMBERED BALANCE</u>	<u>PRE-ENCUMBERED AMOUNT</u>
-----------------------------------	-----------------------------------	--------------------------------	-------------------------------	-------------------------------	---------------------------------	----------------------------------

102 Parking System Facilities FUND

7,664,530.00	7,660,975.00	4,987,255.53	2,673,719.47	847,625.29	1,826,094.18	.00
--------------	--------------	--------------	--------------	------------	--------------	-----

PERCENT EXPENDED: 65.1 PERCENT EXPENDED AND ENCUMBERED: 76.2

103
RUN DATE: 06/10/2022
RUN TIME: 08.17.39

CITY OF CINCINNATI - DEPARTMENT OF FINANCE
DIVISION OF ACCOUNTS AND AUDITS
STATEMENT OF BALANCES - FUND SUMMARY
APPROPRIATED FUNDS
CURRENT YEAR BALANCES
AS OF 05 / 31 / 2022

PGM ID: CFSFA103
PAGE: 4

Report 3

<u>ORIGINAL</u> <u>AUTHORIZATION</u>	<u>ADJUSTED</u> <u>AUTHORIZATION</u>	<u>EXPENDITURES</u> <u>AMOUNT</u>	<u>UNEXPENDED</u> <u>BALANCE</u>	<u>ENCUMBRANCE</u> <u>AMOUNT</u>	<u>UNENCUMBERED</u> <u>BALANCE</u>	<u>PRE-ENCUMBERED</u> <u>AMOUNT</u>
---	---	--------------------------------------	-------------------------------------	-------------------------------------	---------------------------------------	--

103 Convention-Exposition Center FUND

9,975,170.00	9,975,170.00	7,447,143.81	2,528,026.19	1,780,456.52	747,569.67	.00
--------------	--------------	--------------	--------------	--------------	------------	-----

PERCENT EXPENDED: 74.7 PERCENT EXPENDED AND ENCUMBERED: 92.5

104
RUN DATE: 06/10/2022
RUN TIME: 08.17.39

CITY OF CINCINNATI - DEPARTMENT OF FINANCE
DIVISION OF ACCOUNTS AND AUDITS
STATEMENT OF BALANCES - FUND SUMMARY
APPROPRIATED FUNDS
CURRENT YEAR BALANCES
AS OF 05 / 31 / 2022

PGM ID: CFSFA103
PAGE: 5

	ORIGINAL AUTHORIZATION	ADJUSTED AUTHORIZATION	EXPENDITURES AMOUNT	UNEXPENDED BALANCE	ENCUMBRANCE AMOUNT	UNENCUMBERED BALANCE	PRE-ENCUMBERED AMOUNT
104 General Aviation FUND							
	2,226,200.00	2,227,410.00	1,692,139.91	535,270.09	133,472.08	401,798.01	.00
PERCENT EXPENDED:	76.0	PERCENT EXPENDED AND ENCUMBERED:		82.0			

105
RUN DATE: 06/10/2022
RUN TIME: 08.17.39

CITY OF CINCINNATI - DEPARTMENT OF FINANCE
DIVISION OF ACCOUNTS AND AUDITS
STATEMENT OF BALANCES - FUND SUMMARY
APPROPRIATED FUNDS
CURRENT YEAR BALANCES
AS OF 05 / 31 / 2022

PGM ID: CFSFA103
PAGE: 6

	<u>ORIGINAL</u> <u>AUTHORIZATION</u>	<u>ADJUSTED</u> <u>AUTHORIZATION</u>	<u>EXPENDITURES</u> <u>AMOUNT</u>	<u>UNEXPENDED</u> <u>BALANCE</u>	<u>ENCUMBRANCE</u> <u>AMOUNT</u>	<u>UNENCUMBERED</u> <u>BALANCE</u>	<u>PRE-ENCUMBERED</u> <u>AMOUNT</u>
105 Municipal Golf FUND							
	5,541,800.00	5,516,800.00	4,735,158.15	781,641.85	549,922.43	231,719.42	.00
PERCENT EXPENDED:	85.8	PERCENT EXPENDED AND ENCUMBERED:		95.8			

107
RUN DATE: 06/10/2022
RUN TIME: 08.17.39

CITY OF CINCINNATI - DEPARTMENT OF FINANCE
DIVISION OF ACCOUNTS AND AUDITS
STATEMENT OF BALANCES - FUND SUMMARY
APPROPRIATED FUNDS
CURRENT YEAR BALANCES
AS OF 05 / 31 / 2022

PGM ID: CFSFA103
PAGE: 7

	<u>ORIGINAL</u> <u>AUTHORIZATION</u>	<u>ADJUSTED</u> <u>AUTHORIZATION</u>	<u>EXPENDITURES</u> <u>AMOUNT</u>	<u>UNEXPENDED</u> <u>BALANCE</u>	<u>ENCUMBRANCE</u> <u>AMOUNT</u>	<u>UNENCUMBERED</u> <u>BALANCE</u>	<u>PRE-ENCUMBERED</u> <u>AMOUNT</u>
107 Stormwater Management FUND							
	26,099,180.00	26,339,575.00	19,130,398.87	7,209,176.13	1,769,619.40	5,439,556.73	273,225.11
PERCENT EXPENDED:	72.6	PERCENT EXPENDED AND ENCUMBERED:		79.3			

151
RUN DATE: 06/10/2022
RUN TIME: 08.17.39

CITY OF CINCINNATI - DEPARTMENT OF FINANCE
DIVISION OF ACCOUNTS AND AUDITS
STATEMENT OF BALANCES - FUND SUMMARY
APPROPRIATED FUNDS
CURRENT YEAR BALANCES
AS OF 05 / 31 / 2022

PGM ID: CFSFA103
PAGE: 8

Report 3

ORIGINAL AUTHORIZATION	ADJUSTED AUTHORIZATION	EXPENDITURES AMOUNT	UNEXPENDED BALANCE	ENCUMBRANCE AMOUNT	UNENCUMBERED BALANCE	PRE-ENCUMBERED AMOUNT
<i>151 Bond Retirement - City FUND</i>						
184,203,790.00	129,810,651.00	74,664,478.90	55,146,172.10	326,133.50	54,820,038.60	.00
<i>PERCENT EXPENDED: 57.5 PERCENT EXPENDED AND ENCUMBERED:</i>		<i>57.8</i>				

301
RUN DATE: 06/10/2022
RUN TIME: 08.17.39

CITY OF CINCINNATI - DEPARTMENT OF FINANCE
DIVISION OF ACCOUNTS AND AUDITS
STATEMENT OF BALANCES - FUND SUMMARY
APPROPRIATED FUNDS
CURRENT YEAR BALANCES
AS OF 05 / 31 / 2022

PGM ID: CFSFA103
PAGE: 9

	<u>ORIGINAL</u> <u>AUTHORIZATION</u>	<u>ADJUSTED</u> <u>AUTHORIZATION</u>	<u>EXPENDITURES</u> <u>AMOUNT</u>	<u>UNEXPENDED</u> <u>BALANCE</u>	<u>ENCUMBRANCE</u> <u>AMOUNT</u>	<u>UNENCUMBERED</u> <u>BALANCE</u>	<u>PRE-ENCUMBERED</u> <u>AMOUNT</u>
301 Street Const Maintenance & Rep FUND	16,281,200.00	16,284,185.00	10,369,909.84	5,914,275.16	1,382,388.23	4,531,886.93	15,000.00
PERCENT EXPENDED:	63.7	PERCENT EXPENDED AND ENCUMBERED:		72.2			

302
RUN DATE: 06/10/2022
RUN TIME: 08.17.39

CITY OF CINCINNATI - DEPARTMENT OF FINANCE
DIVISION OF ACCOUNTS AND AUDITS
STATEMENT OF BALANCES - FUND SUMMARY
APPROPRIATED FUNDS
CURRENT YEAR BALANCES
AS OF 05 / 31 / 2022

PGM ID: CFSFA103
PAGE: 10

	<u>ORIGINAL</u> <u>AUTHORIZATION</u>	<u>ADJUSTED</u> <u>AUTHORIZATION</u>	<u>EXPENDITURES</u> <u>AMOUNT</u>	<u>UNEXPENDED</u> <u>BALANCE</u>	<u>ENCUMBRANCE</u> <u>AMOUNT</u>	<u>UNENCUMBERED</u> <u>BALANCE</u>	<u>PRE-ENCUMBERED</u> <u>AMOUNT</u>
302 Income Tax Infrastructure FUND	22,269,850.00	22,342,059.00	16,974,956.11	5,367,102.89	730,020.39	4,637,082.50	34,999.90
PERCENT EXPENDED:	76.0	PERCENT EXPENDED AND ENCUMBERED:		79.2			

303
RUN DATE: 06/10/2022
RUN TIME: 08.17.39

CITY OF CINCINNATI - DEPARTMENT OF FINANCE
DIVISION OF ACCOUNTS AND AUDITS
STATEMENT OF BALANCES - FUND SUMMARY
APPROPRIATED FUNDS
CURRENT YEAR BALANCES
AS OF 05 / 31 / 2022

PGM ID: CFSFA103
PAGE: 11

	<u>ORIGINAL</u> <u>AUTHORIZATION</u>	<u>ADJUSTED</u> <u>AUTHORIZATION</u>	<u>EXPENDITURES</u> <u>AMOUNT</u>	<u>UNEXPENDED</u> <u>BALANCE</u>	<u>ENCUMBRANCE</u> <u>AMOUNT</u>	<u>UNENCUMBERED</u> <u>BALANCE</u>	<u>PRE-ENCUMBERED</u> <u>AMOUNT</u>
303 Parking Meter FUND							
	4,773,650.00	4,764,770.00	3,605,841.29	1,158,928.71	439,599.51	719,329.20	.00
PERCENT EXPENDED:	75.7	PERCENT EXPENDED AND ENCUMBERED:		84.9			

306
RUN DATE: 06/10/2022
RUN TIME: 08.17.39

CITY OF CINCINNATI - DEPARTMENT OF FINANCE
DIVISION OF ACCOUNTS AND AUDITS
STATEMENT OF BALANCES - FUND SUMMARY
APPROPRIATED FUNDS
CURRENT YEAR BALANCES
AS OF 05 / 31 / 2022

PGM ID: CFSFA103
PAGE: 12

	<u>ORIGINAL</u> <u>AUTHORIZATION</u>	<u>ADJUSTED</u> <u>AUTHORIZATION</u>	<u>EXPENDITURES</u> <u>AMOUNT</u>	<u>UNEXPENDED</u> <u>BALANCE</u>	<u>ENCUMBRANCE</u> <u>AMOUNT</u>	<u>UNENCUMBERED</u> <u>BALANCE</u>	<u>PRE-ENCUMBERED</u> <u>AMOUNT</u>
306 Municipal Motor Vehicle Lic Tx FUND							
	3,781,820.00	3,782,500.00	1,891,829.28	1,890,670.72	176,343.57	1,714,327.15	.00
PERCENT EXPENDED: 50.0 PERCENT EXPENDED AND ENCUMBERED:				54.7			

318
RUN DATE: 06/10/2022
RUN TIME: 08.17.39

CITY OF CINCINNATI - DEPARTMENT OF FINANCE
DIVISION OF ACCOUNTS AND AUDITS
STATEMENT OF BALANCES - FUND SUMMARY
APPROPRIATED FUNDS
CURRENT YEAR BALANCES
AS OF 05 / 31 / 2022

PGM ID: CFSFA103
PAGE: 13

	<u>ORIGINAL</u> <u>AUTHORIZATION</u>	<u>ADJUSTED</u> <u>AUTHORIZATION</u>	<u>EXPENDITURES</u> <u>AMOUNT</u>	<u>UNEXPENDED</u> <u>BALANCE</u>	<u>ENCUMBRANCE</u> <u>AMOUNT</u>	<u>UNENCUMBERED</u> <u>BALANCE</u>	<u>PRE-ENCUMBERED</u> <u>AMOUNT</u>
318 Sawyer Point FUND							
	1,174,460.00	1,174,460.00	432,567.03	741,892.97	214,553.46	527,339.51	1,750.00
PERCENT EXPENDED:	36.8	PERCENT EXPENDED AND ENCUMBERED:		55.1			

323
RUN DATE: 06/10/2022
RUN TIME: 08.17.39

CITY OF CINCINNATI - DEPARTMENT OF FINANCE
DIVISION OF ACCOUNTS AND AUDITS
STATEMENT OF BALANCES - FUND SUMMARY
APPROPRIATED FUNDS
CURRENT YEAR BALANCES
AS OF 05 / 31 / 2022

	<u>ORIGINAL</u> <u>AUTHORIZATION</u>	<u>ADJUSTED</u> <u>AUTHORIZATION</u>	<u>EXPENDITURES</u> <u>AMOUNT</u>	<u>UNEXPENDED</u> <u>BALANCE</u>	<u>ENCUMBRANCE</u> <u>AMOUNT</u>	<u>UNENCUMBERED</u> <u>BALANCE</u>	<u>PRE-ENCUMBERED</u> <u>AMOUNT</u>
323 Recreation Special Activities FUND							
	5,672,910.00	5,772,910.00	2,809,317.34	2,963,592.66	201,695.92	2,761,896.74	.00
PERCENT EXPENDED:	48.7	PERCENT EXPENDED AND ENCUMBERED:		52.2			

329
RUN DATE: 06/10/2022
RUN TIME: 08.17.39

CITY OF CINCINNATI - DEPARTMENT OF FINANCE
DIVISION OF ACCOUNTS AND AUDITS
STATEMENT OF BALANCES - FUND SUMMARY
APPROPRIATED FUNDS
CURRENT YEAR BALANCES
AS OF 05 / 31 / 2022

PGM ID: CFSFA103
PAGE: 15

	<u>ORIGINAL</u> <u>AUTHORIZATION</u>	<u>ADJUSTED</u> <u>AUTHORIZATION</u>	<u>EXPENDITURES</u> <u>AMOUNT</u>	<u>UNEXPENDED</u> <u>BALANCE</u>	<u>ENCUMBRANCE</u> <u>AMOUNT</u>	<u>UNENCUMBERED</u> <u>BALANCE</u>	<u>PRE-ENCUMBERED</u> <u>AMOUNT</u>
329 Cincinnati Riverfront Park FUND							
	1,582,180.00	1,583,055.00	1,072,702.37	510,352.63	135,410.76	374,941.87	4,680.00
PERCENT EXPENDED:	67.8	PERCENT EXPENDED AND ENCUMBERED:		76.3			

347
RUN DATE: 06/10/2022
RUN TIME: 08.17.39

CITY OF CINCINNATI - DEPARTMENT OF FINANCE
DIVISION OF ACCOUNTS AND AUDITS
STATEMENT OF BALANCES - FUND SUMMARY
APPROPRIATED FUNDS
CURRENT YEAR BALANCES
AS OF 05 / 31 / 2022

PGM ID: CFSFA103
PAGE: 16

	<u>ORIGINAL AUTHORIZATION</u>	<u>ADJUSTED AUTHORIZATION</u>	<u>EXPENDITURES AMOUNT</u>	<u>UNEXPENDED BALANCE</u>	<u>ENCUMBRANCE AMOUNT</u>	<u>UNENCUMBERED BALANCE</u>	<u>PRE-ENCUMBERED AMOUNT</u>
347 Hazard Abatement Fund FUND	1,574,840.00	1,574,840.00	481,662.86	1,093,177.14	93,549.20	999,627.94	125,344.00
PERCENT EXPENDED: 30.6 PERCENT EXPENDED AND ENCUMBERED:				36.5			

358
RUN DATE: 06/10/2022
RUN TIME: 08.17.39

CITY OF CINCINNATI - DEPARTMENT OF FINANCE
DIVISION OF ACCOUNTS AND AUDITS
STATEMENT OF BALANCES - FUND SUMMARY
APPROPRIATED FUNDS
CURRENT YEAR BALANCES
AS OF 05 / 31 / 2022

PGM ID: CFSFA103
PAGE: 17

<u>ORIGINAL</u> <u>AUTHORIZATION</u>	<u>ADJUSTED</u> <u>AUTHORIZATION</u>	<u>EXPENDITURES</u> <u>AMOUNT</u>	<u>UNEXPENDED</u> <u>BALANCE</u>	<u>ENCUMBRANCE</u> <u>AMOUNT</u>	<u>UNENCUMBERED</u> <u>BALANCE</u>	<u>PRE-ENCUMBERED</u> <u>AMOUNT</u>
<i>358 Bond Hill Roselawn Stabilization & Revitalization Operations FUND</i>						
151,470.00	250,000.00	250,000.00	.00	.00	.00	.00
<i>PERCENT EXPENDED: 100.0</i>	<i>PERCENT EXPENDED AND ENCUMBERED:</i>		<i>100.0</i>			

364
RUN DATE: 06/10/2022
RUN TIME: 08.17.39

CITY OF CINCINNATI - DEPARTMENT OF FINANCE
DIVISION OF ACCOUNTS AND AUDITS
STATEMENT OF BALANCES - FUND SUMMARY
APPROPRIATED FUNDS
CURRENT YEAR BALANCES
AS OF 05 / 31 / 2022

	<u>ORIGINAL AUTHORIZATION</u>	<u>ADJUSTED AUTHORIZATION</u>	<u>EXPENDITURES AMOUNT</u>	<u>UNEXPENDED BALANCE</u>	<u>ENCUMBRANCE AMOUNT</u>	<u>UNENCUMBERED BALANCE</u>	<u>PRE-ENCUMBERED AMOUNT</u>
364 911 Cell Phone Fees FUND							
	1,609,770.00	1,609,770.00	341,961.68	1,267,808.32	262,942.95	1,004,865.37	39,600.00
PERCENT EXPENDED:	21.2	PERCENT EXPENDED AND ENCUMBERED:		37.6			

377
RUN DATE: 06/10/2022
RUN TIME: 08.17.39

CITY OF CINCINNATI - DEPARTMENT OF FINANCE
DIVISION OF ACCOUNTS AND AUDITS
STATEMENT OF BALANCES - FUND SUMMARY
APPROPRIATED FUNDS
CURRENT YEAR BALANCES
AS OF 05 / 31 / 2022

	<u>ORIGINAL</u> <u>AUTHORIZATION</u>	<u>ADJUSTED</u> <u>AUTHORIZATION</u>	<u>EXPENDITURES</u> <u>AMOUNT</u>	<u>UNEXPENDED</u> <u>BALANCE</u>	<u>ENCUMBRANCE</u> <u>AMOUNT</u>	<u>UNENCUMBERED</u> <u>BALANCE</u>	<u>PRE-ENCUMBERED</u> <u>AMOUNT</u>
377 Safe & Clean FUND							
	51,520.00	51,520.00	6,664.06	44,855.94	44,855.94	.00	.00
PERCENT EXPENDED: 12.9	PERCENT EXPENDED AND ENCUMBERED:			100.0			

395
RUN DATE: 06/10/2022
RUN TIME: 08.17.39

CITY OF CINCINNATI - DEPARTMENT OF FINANCE
DIVISION OF ACCOUNTS AND AUDITS
STATEMENT OF BALANCES - FUND SUMMARY
APPROPRIATED FUNDS
CURRENT YEAR BALANCES
AS OF 05 / 31 / 2022

PGM ID: CFSFA103
PAGE: 20

	<u>ORIGINAL</u> <u>AUTHORIZATION</u>	<u>ADJUSTED</u> <u>AUTHORIZATION</u>	<u>EXPENDITURES</u> <u>AMOUNT</u>	<u>UNEXPENDED</u> <u>BALANCE</u>	<u>ENCUMBRANCE</u> <u>AMOUNT</u>	<u>UNENCUMBERED</u> <u>BALANCE</u>	<u>PRE-ENCUMBERED</u> <u>AMOUNT</u>
395 Community Health Center FUND	25,825,720.00	25,830,115.00	18,451,602.32	7,378,512.68	1,570,515.67	5,807,997.01	27,961.50
PERCENT EXPENDED:	71.4	PERCENT EXPENDED AND ENCUMBERED:		77.5			

416
RUN DATE: 06/10/2022
RUN TIME: 08.17.39

CITY OF CINCINNATI - DEPARTMENT OF FINANCE
DIVISION OF ACCOUNTS AND AUDITS
STATEMENT OF BALANCES - FUND SUMMARY
APPROPRIATED FUNDS
CURRENT YEAR BALANCES
AS OF 05 / 31 / 2022

PGM ID: CFSFA103
PAGE: 21

	<u>ORIGINAL</u> <u>AUTHORIZATION</u>	<u>ADJUSTED</u> <u>AUTHORIZATION</u>	<u>EXPENDITURES</u> <u>AMOUNT</u>	<u>UNEXPENDED</u> <u>BALANCE</u>	<u>ENCUMBRANCE</u> <u>AMOUNT</u>	<u>UNENCUMBERED</u> <u>BALANCE</u>	<u>PRE-ENCUMBERED</u> <u>AMOUNT</u>
416 Cincinnati Health District FUND							
	18,183,110.00	18,584,110.00	13,791,865.56	4,792,244.44	266,726.78	4,525,517.66	5,985.00
PERCENT EXPENDED:	74.2	PERCENT EXPENDED AND ENCUMBERED:		75.6			

449
RUN DATE: 06/10/2022
RUN TIME: 08.17.39

CITY OF CINCINNATI - DEPARTMENT OF FINANCE
DIVISION OF ACCOUNTS AND AUDITS
STATEMENT OF BALANCES - FUND SUMMARY
APPROPRIATED FUNDS
CURRENT YEAR BALANCES
AS OF 05 / 31 / 2022

PGM ID: CFSFA103
PAGE: 22

	<u>ORIGINAL</u> <u>AUTHORIZATION</u>	<u>ADJUSTED</u> <u>AUTHORIZATION</u>	<u>EXPENDITURES</u> <u>AMOUNT</u>	<u>UNEXPENDED</u> <u>BALANCE</u>	<u>ENCUMBRANCE</u> <u>AMOUNT</u>	<u>UNENCUMBERED</u> <u>BALANCE</u>	<u>PRE-ENCUMBERED</u> <u>AMOUNT</u>
449 Cinti Area Geographic Info Sys FUND							
	4,696,430.00	4,697,520.00	3,619,869.68	1,077,650.32	219,836.10	857,814.22	31,120.00
PERCENT EXPENDED:	77.1	PERCENT EXPENDED AND ENCUMBERED:		81.7			

455
RUN DATE: 06/10/2022
RUN TIME: 08.17.39

CITY OF CINCINNATI - DEPARTMENT OF FINANCE
DIVISION OF ACCOUNTS AND AUDITS
STATEMENT OF BALANCES - FUND SUMMARY
APPROPRIATED FUNDS
CURRENT YEAR BALANCES
AS OF 05 / 31 / 2022

PGM ID: CFSFA103
PAGE: 23

	<u>ORIGINAL</u> <u>AUTHORIZATION</u>	<u>ADJUSTED</u> <u>AUTHORIZATION</u>	<u>EXPENDITURES</u> <u>AMOUNT</u>	<u>UNEXPENDED</u> <u>BALANCE</u>	<u>ENCUMBRANCE</u> <u>AMOUNT</u>	<u>UNENCUMBERED</u> <u>BALANCE</u>	<u>PRE-ENCUMBERED</u> <u>AMOUNT</u>
455 Streetcar Operations FUND							
	5,035,472.00	6,124,563.00	4,493,098.01	1,631,464.99	880,324.34	751,140.65	.00
PERCENT EXPENDED:	73.4	PERCENT EXPENDED AND ENCUMBERED:		87.7			

457
RUN DATE: 06/10/2022
RUN TIME: 08.17.39

CITY OF CINCINNATI - DEPARTMENT OF FINANCE
DIVISION OF ACCOUNTS AND AUDITS
STATEMENT OF BALANCES - FUND SUMMARY
APPROPRIATED FUNDS
CURRENT YEAR BALANCES
AS OF 05 / 31 / 2022

	<u>ORIGINAL AUTHORIZATION</u>	<u>ADJUSTED AUTHORIZATION</u>	<u>EXPENDITURES AMOUNT</u>	<u>UNEXPENDED BALANCE</u>	<u>ENCUMBRANCE AMOUNT</u>	<u>UNENCUMBERED BALANCE</u>	<u>PRE-ENCUMBERED AMOUNT</u>
457 CLEAR FUND	5,438,170.00	5,438,655.00	2,748,787.65	2,689,867.35	225,122.07	2,464,745.28	247,310.39
PERCENT EXPENDED:	50.5	PERCENT EXPENDED AND ENCUMBERED:		54.7			

701
RUN DATE: 06/10/2022
RUN TIME: 08.17.39

CITY OF CINCINNATI - DEPARTMENT OF FINANCE
DIVISION OF ACCOUNTS AND AUDITS
STATEMENT OF BALANCES - FUND SUMMARY
APPROPRIATED FUNDS
CURRENT YEAR BALANCES
AS OF 05 / 31 / 2022

PGM ID: CFSFA103
PAGE: 25

<u>ORIGINAL</u> <u>AUTHORIZATION</u>	<u>ADJUSTED</u> <u>AUTHORIZATION</u>	<u>EXPENDITURES</u> <u>AMOUNT</u>	<u>UNEXPENDED</u> <u>BALANCE</u>	<u>ENCUMBRANCE</u> <u>AMOUNT</u>	<u>UNENCUMBERED</u> <u>BALANCE</u>	<u>PRE-ENCUMBERED</u> <u>AMOUNT</u>
701 Metropolitan Sewer District FUND						
231,011,924.00	231,011,924.00	62,432,101.51	168,579,822.49	31,591,408.77	136,988,413.72	557,561.50
PERCENT EXPENDED: 27.0	PERCENT EXPENDED AND ENCUMBERED:			40.7		

449 091
 RUN DATE: 06/10/2022
 RUN TIME: 08.17.50

CITY OF CINCINNATI - DEPARTMENT OF FINANCE
 DIVISION OF ACCOUNTS AND AUDITS
 STATEMENT OF BALANCES
 APPROPRIATED FUNDS
 AS OF 05 / 31 / 2022

PGM ID: CFSFA104
 PAGE: 1

FY	FND	AGY	OBJT	ORIGINAL AUTHORIZATION	ADJUSTED AUTHORIZATION	EXPENDITURES AMOUNT	UNEXPENDED BALANCE	ENCUMBRANCE AMOUNT	UNENCUMBERED BALANCE	PRE-ENCUMBERED AMOUNT
449 Cinti Area Geographic Info Sys FUND										
090 Enterprise Technology Solution										
091 Enterprise Technology Solutions										
2017	449	091	7200	.00	441,863.94	.00	441,863.94	441,863.94	.00	.00
DIVISION TOTALS:				.00	441,863.94	.00	441,863.94	441,863.94	.00	.00
DEPARTMENT TOTALS:				.00	441,863.94	.00	441,863.94	441,863.94	.00	.00
PERCENT EXPENDED:				.0	PERCENT EXPENDED AND ENCUMBERED: 100.0					
050 General FUND										
210 Dept Of Bldgs & Inspections										
212 Bldg & Inspections, Licenses & Permits										
2018	050	212	7400	.00	80,699.29	80,699.29	.00	.00	.00	.00
DIVISION TOTALS:				.00	80,699.29	80,699.29	.00	.00	.00	.00
DEPARTMENT TOTALS:				.00	80,699.29	80,699.29	.00	.00	.00	.00
PERCENT EXPENDED:				100.0	PERCENT EXPENDED AND ENCUMBERED: 100.0					
101 Water Works FUND										
300 Department Of Water Works										
301 Water Works, Business Service										
2018	101	301	7400	.00	650,000.00	650,000.00	.00	.00	.00	.00
DIVISION TOTALS:				.00	650,000.00	650,000.00	.00	.00	.00	.00
DEPARTMENT TOTALS:				.00	650,000.00	650,000.00	.00	.00	.00	.00
PERCENT EXPENDED:				100.0	PERCENT EXPENDED AND ENCUMBERED: 100.0					
347 Hazard Abatement Fund FUND										
210 Dept Of Bldgs & Inspections										
212 Bldg & Inspections, Licenses & Permits										
2018	347	212	7200	.00	41,305.00	.00	41,305.00	.00	41,305.00	.00
DIVISION TOTALS:				.00	41,305.00	.00	41,305.00	.00	41,305.00	.00
DEPARTMENT TOTALS:				.00	41,305.00	.00	41,305.00	.00	41,305.00	.00
PERCENT EXPENDED:				.0	PERCENT EXPENDED AND ENCUMBERED: .0					
449 Cinti Area Geographic Info Sys FUND										
090 Enterprise Technology Solution										
091 Enterprise Technology Solutions										
2018	449	091	7200	.00	21,379.53	8,250.00	13,129.53	13,129.53	.00	.00
DIVISION TOTALS:				.00	21,379.53	8,250.00	13,129.53	13,129.53	.00	.00
DEPARTMENT TOTALS:				.00	21,379.53	8,250.00	13,129.53	13,129.53	.00	.00
PERCENT EXPENDED:				38.6	PERCENT EXPENDED AND ENCUMBERED: 100.0					

050 104
 RUN DATE: 06/10/2022
 RUN TIME: 08.17.50

CITY OF CINCINNATI - DEPARTMENT OF FINANCE
 DIVISION OF ACCOUNTS AND AUDITS
 STATEMENT OF BALANCES
 APPROPRIATED FUNDS
 AS OF 05 / 31 / 2022

PGM ID: CFSFA104
 PAGE: 2

FY	FND	AGY	OBJT	ORIGINAL AUTHORIZATION	ADJUSTED AUTHORIZATION	EXPENDITURES AMOUNT	UNEXPENDED BALANCE	ENCUMBRANCE AMOUNT	UNENCUMBERED BALANCE	PRE-ENCUMBERED AMOUNT
050 General FUND										
100 Office Of The City Manager										
104 Office Of Environment & Sustainability										
2019	050	104	7400	.00	2,800.00	.00	2,800.00	2,800.00	.00	.00
DIVISION TOTALS:				.00	2,800.00	.00	2,800.00	2,800.00	.00	.00
DEPARTMENT TOTALS:				.00	2,800.00	.00	2,800.00	2,800.00	.00	.00
PERCENT EXPENDED:				.0	PERCENT EXPENDED AND ENCUMBERED: 100.0					
110 Department Of Law										
111 Civil										
2019	050	111	7400	.00	780.80	.00	780.80	.00	780.80	.00
DIVISION TOTALS:				.00	780.80	.00	780.80	.00	780.80	.00
DEPARTMENT TOTALS:				.00	780.80	.00	780.80	.00	780.80	.00
PERCENT EXPENDED:				.0	PERCENT EXPENDED AND ENCUMBERED: .0					
120 Department Of Human Resources										
121 Department Of Human Resources										
2019	050	121	7200	.00	47,699.32	.00	47,699.32	.00	47,699.32	.00
DIVISION TOTALS:				.00	47,699.32	.00	47,699.32	.00	47,699.32	.00
DEPARTMENT TOTALS:				.00	47,699.32	.00	47,699.32	.00	47,699.32	.00
PERCENT EXPENDED:				.0	PERCENT EXPENDED AND ENCUMBERED: .0					
130 Department Of Finance										
137 Finance, Purchasing										
2019	050	137	7200	.00	835.70	.00	835.70	.00	835.70	.00
DIVISION TOTALS:				.00	835.70	.00	835.70	.00	835.70	.00
DEPARTMENT TOTALS:				.00	835.70	.00	835.70	.00	835.70	.00
PERCENT EXPENDED:				.0	PERCENT EXPENDED AND ENCUMBERED: .0					
210 Dept Of Bldgs & Inspections										
211 Bldg & Inspections, Director										
2019	050	211	7300	.00	13,343.09	.00	13,343.09	13,343.09	.00	.00
DIVISION TOTALS:				.00	13,343.09	.00	13,343.09	13,343.09	.00	.00
212 Bldg & Inspections, Licenses & Permits										
2019	050	212	7200	.00	480.00	160.00	320.00	320.00	.00	.00
2019	050	212	7300	.00	57,200.00	.00	57,200.00	57,200.00	.00	.00
DIVISION TOTALS:				.00	57,680.00	160.00	57,520.00	57,520.00	.00	.00
DEPARTMENT TOTALS:				.00	71,023.09	160.00	70,863.09	70,863.09	.00	.00
PERCENT EXPENDED:				.2	PERCENT EXPENDED AND ENCUMBERED: 100.0					
950 Miscellaneous Accounts										
952 Enterprise Software and Licenses										
2019	050	952	7400	.00	139,683.32	.00	139,683.32	139,683.32	.00	.00
DIVISION TOTALS:				.00	139,683.32	.00	139,683.32	139,683.32	.00	.00
DEPARTMENT TOTALS:				.00	139,683.32	.00	139,683.32	139,683.32	.00	.00
PERCENT EXPENDED:				.0	PERCENT EXPENDED AND ENCUMBERED: 100.0					

101 301
 RUN DATE: 06/10/2022
 RUN TIME: 08.17.50

CITY OF CINCINNATI - DEPARTMENT OF FINANCE
 DIVISION OF ACCOUNTS AND AUDITS
 STATEMENT OF BALANCES
 APPROPRIATED FUNDS
 AS OF 05 / 31 / 2022

PGM ID: CFSFA104
 PAGE: 3

FY	FND	AGY	OBJT	ORIGINAL AUTHORIZATION	ADJUSTED AUTHORIZATION	EXPENDITURES AMOUNT	UNEXPENDED BALANCE	ENCUMBRANCE AMOUNT	UNENCUMBERED BALANCE	PRE-ENCUMBERED AMOUNT
101 Water Works FUND										
300 Department Of Water Works										
301 Water Works, Business Service										
2019	101	301	7400	.00	850,000.00	600,000.00	250,000.00	250,000.00	.00	.00
DIVISION TOTALS:				.00	850,000.00	600,000.00	250,000.00	250,000.00	.00	.00
DEPARTMENT TOTALS:				.00	850,000.00	600,000.00	250,000.00	250,000.00	.00	.00
PERCENT EXPENDED:				70.6	PERCENT EXPENDED AND ENCUMBERED: 100.0					
 105 Municipal Golf FUND										
190 Dept Of Public Recreation										
195 Recreation Golf										
2019	105	195	7200	.00	19,857.00	.00	19,857.00	.00	19,857.00	.00
DIVISION TOTALS:				.00	19,857.00	.00	19,857.00	.00	19,857.00	.00
DEPARTMENT TOTALS:				.00	19,857.00	.00	19,857.00	.00	19,857.00	.00
PERCENT EXPENDED:				.0	PERCENT EXPENDED AND ENCUMBERED: .0					
 302 Income Tax Infrastructure FUND										
920 Employee Benefits (Cont)										
924 Lump Sum Payment										
2019	302	924	7100	.00	129,277.69	.00	129,277.69	.00	129,277.69	.00
DIVISION TOTALS:				.00	129,277.69	.00	129,277.69	.00	129,277.69	.00
DEPARTMENT TOTALS:				.00	129,277.69	.00	129,277.69	.00	129,277.69	.00
PERCENT EXPENDED:				.0	PERCENT EXPENDED AND ENCUMBERED: .0					
 347 Hazard Abatement Fund FUND										
210 Dept Of Bldgs & Inspections										
212 Bldg & Inspections, Licenses & Permits										
2019	347	212	7200	.00	110,991.00	.00	110,991.00	91,541.00	19,450.00	.00
DIVISION TOTALS:				.00	110,991.00	.00	110,991.00	91,541.00	19,450.00	.00
DEPARTMENT TOTALS:				.00	110,991.00	.00	110,991.00	91,541.00	19,450.00	.00
PERCENT EXPENDED:				.0	PERCENT EXPENDED AND ENCUMBERED: 82.5					
 701 Metropolitan Sewer District FUND										
480 MSD SBU Program										
480 MSD SBU Program										
2019	701	480	7400	.00	1,589,509.39	.00	1,589,509.39	.00	1,589,509.39	.00
DIVISION TOTALS:				.00	1,589,509.39	.00	1,589,509.39	.00	1,589,509.39	.00
DEPARTMENT TOTALS:				.00	1,589,509.39	.00	1,589,509.39	.00	1,589,509.39	.00
PERCENT EXPENDED:				.0	PERCENT EXPENDED AND ENCUMBERED: .0					

050 101
 RUN DATE: 06/10/2022
 RUN TIME: 08.17.50

CITY OF CINCINNATI - DEPARTMENT OF FINANCE
 DIVISION OF ACCOUNTS AND AUDITS
 STATEMENT OF BALANCES
 APPROPRIATED FUNDS
 AS OF 05 / 31 / 2022

PGM ID: CFSFA104
 PAGE: 4

FY	FND	AGY	OBJT	ORIGINAL AUTHORIZATION	ADJUSTED AUTHORIZATION	EXPENDITURES AMOUNT	UNEXPENDED BALANCE	ENCUMBRANCE AMOUNT	UNENCUMBERED BALANCE	PRE-ENCUMBERED AMOUNT
050 General FUND										
100 Office Of The City Manager										
101 City Manager's Office										
2020	050	101	7200	.00	80,630.30	13,582.36	67,047.94	67,047.94	.00	.00
2020	050	101	7300	.00	749,863.92	2,143.50	747,720.42	2,402.64	745,317.78	.00
DIVISION TOTALS:				.00	830,494.22	15,725.86	814,768.36	69,450.58	745,317.78	.00
DEPARTMENT TOTALS:				.00	830,494.22	15,725.86	814,768.36	69,450.58	745,317.78	.00
PERCENT EXPENDED:				1.9	PERCENT EXPENDED AND ENCUMBERED:					
								10.3		
110 Department Of Law										
111 Civil										
2020	050	111	7200	.00	24,893.92	4,500.00	20,393.92	6,820.00	13,573.92	.00
2020	050	111	7400	.00	5,410.69	694.54	4,716.15	.00	4,716.15	.00
DIVISION TOTALS:				.00	30,304.61	5,194.54	25,110.07	6,820.00	18,290.07	.00
112 Administrative Hearings & Prosecution										
2020	050	112	7200	.00	10,000.00	250.00	9,750.00	.00	9,750.00	.00
DIVISION TOTALS:				.00	10,000.00	250.00	9,750.00	.00	9,750.00	.00
DEPARTMENT TOTALS:				.00	40,304.61	5,444.54	34,860.07	6,820.00	28,040.07	.00
PERCENT EXPENDED:				13.5	PERCENT EXPENDED AND ENCUMBERED:					
								30.4		
120 Department Of Human Resources										
121 Department Of Human Resources										
2020	050	121	7200	.00	11,436.74	.00	11,436.74	.00	11,436.74	.00
DIVISION TOTALS:				.00	11,436.74	.00	11,436.74	.00	11,436.74	.00
DEPARTMENT TOTALS:				.00	11,436.74	.00	11,436.74	.00	11,436.74	.00
PERCENT EXPENDED:				.0	PERCENT EXPENDED AND ENCUMBERED:					
								.0		
130 Department Of Finance										
136 Finance, Income Tax										
2020	050	136	7200	.00	31,405.59	30,413.71	991.88	.00	991.88	.00
DIVISION TOTALS:				.00	31,405.59	30,413.71	991.88	.00	991.88	.00
137 Finance, Purchasing										
2020	050	137	7300	.00	5,015.50	.00	5,015.50	.00	5,015.50	.00
DIVISION TOTALS:				.00	5,015.50	.00	5,015.50	.00	5,015.50	.00
DEPARTMENT TOTALS:				.00	36,421.09	30,413.71	6,007.38	.00	6,007.38	.00
PERCENT EXPENDED:				83.5	PERCENT EXPENDED AND ENCUMBERED:					
								83.5		
190 Dept Of Public Recreation										
194 Recreation Maintenance										
2020	050	194	7200	.00	7,776.48	1,482.64	6,293.84	.00	6,293.84	.00
DIVISION TOTALS:				.00	7,776.48	1,482.64	6,293.84	.00	6,293.84	.00
DEPARTMENT TOTALS:				.00	7,776.48	1,482.64	6,293.84	.00	6,293.84	.00
PERCENT EXPENDED:				19.1	PERCENT EXPENDED AND ENCUMBERED:					
								19.1		
210 Dept Of Bldgs & Inspections										
211 Bldg & Inspections, Director										
2020	050	211	7200	.00	18,648.94	1,827.10	16,821.84	16,417.65	404.19	.00
DIVISION TOTALS:				.00	18,648.94	1,827.10	16,821.84	16,417.65	404.19	.00

050 212
 RUN DATE: 06/10/2022
 RUN TIME: 08.17.50

CITY OF CINCINNATI - DEPARTMENT OF FINANCE
 DIVISION OF ACCOUNTS AND AUDITS
 STATEMENT OF BALANCES
 APPROPRIATED FUNDS
 AS OF 05 / 31 / 2022

PGM ID: CFSFA104
 PAGE: 5

FY	FND	AGY	OBJT	ORIGINAL AUTHORIZATION	ADJUSTED AUTHORIZATION	EXPENDITURES AMOUNT	UNEXPENDED BALANCE	ENCUMBRANCE AMOUNT	UNENCUMBERED BALANCE	PRE-ENCUMBERED AMOUNT
212 Bldg & Inspections, Licenses & Permits										
2020	050	212	7200	.00	1,993.20	27.29	1,965.91	1,965.91	.00	.00
DIVISION TOTALS:				.00	1,993.20	27.29	1,965.91	1,965.91	.00	.00
DEPARTMENT TOTALS:				.00	20,642.14	1,854.39	18,787.75	18,383.56	404.19	.00
PERCENT EXPENDED:				9.0	PERCENT EXPENDED AND ENCUMBERED: 98.0					
250 Dept Of Public Services										
251 Office Of The Director										
2020	050	251	7200	.00	8,400.00	8,400.00	.00	.00	.00	.00
DIVISION TOTALS:				.00	8,400.00	8,400.00	.00	.00	.00	.00
253 Div Of Neighborhood Operations										
2020	050	253	7200	.00	3,800.00	3,800.00	.00	.00	.00	.00
DIVISION TOTALS:				.00	3,800.00	3,800.00	.00	.00	.00	.00
255 Div Of City Facility Mgmt										
2020	050	255	7200	.00	19,670.57	.00	19,670.57	.00	19,670.57	.00
DIVISION TOTALS:				.00	19,670.57	.00	19,670.57	.00	19,670.57	.00
DEPARTMENT TOTALS:				.00	31,870.57	12,200.00	19,670.57	.00	19,670.57	.00
PERCENT EXPENDED:				38.3	PERCENT EXPENDED AND ENCUMBERED: 38.3					
270 Department Of Fire										
271 Fire - Response										
2020	050	271	7200	.00	6,725.00	.00	6,725.00	.00	6,725.00	.00
2020	050	271	7300	.00	42,333.56	8,302.99	34,030.57	.00	34,030.57	.00
DIVISION TOTALS:				.00	49,058.56	8,302.99	40,755.57	.00	40,755.57	.00
272 Fire - Support Services										
2020	050	272	7200	.00	2,022.93	.00	2,022.93	.00	2,022.93	.00
2020	050	272	7300	.00	6,284.06	2,417.00	3,867.06	.00	3,867.06	.00
DIVISION TOTALS:				.00	8,306.99	2,417.00	5,889.99	.00	5,889.99	.00
DEPARTMENT TOTALS:				.00	57,365.55	10,719.99	46,645.56	.00	46,645.56	.00
PERCENT EXPENDED:				18.7	PERCENT EXPENDED AND ENCUMBERED: 18.7					
940 Govt'Al & Prof'Al Services										
941 Audit And Examiner's Fees										
2020	050	941	7200	.00	845.00	.00	845.00	.00	845.00	.00
DIVISION TOTALS:				.00	845.00	.00	845.00	.00	845.00	.00
DEPARTMENT TOTALS:				.00	845.00	.00	845.00	.00	845.00	.00
PERCENT EXPENDED:				.0	PERCENT EXPENDED AND ENCUMBERED: .0					
950 Miscellaneous Accounts										
952 Enterprise Software and Licenses										
2020	050	952	7200	.00	491.00	.00	491.00	.00	491.00	.00
2020	050	952	7400	.00	30,000.00	.00	30,000.00	.00	30,000.00	.00
DIVISION TOTALS:				.00	30,491.00	.00	30,491.00	.00	30,491.00	.00
DEPARTMENT TOTALS:				.00	30,491.00	.00	30,491.00	.00	30,491.00	.00
PERCENT EXPENDED:				.0	PERCENT EXPENDED AND ENCUMBERED: .0					

101 301
 RUN DATE: 06/10/2022
 RUN TIME: 08.17.50

CITY OF CINCINNATI - DEPARTMENT OF FINANCE
 DIVISION OF ACCOUNTS AND AUDITS
 STATEMENT OF BALANCES
 APPROPRIATED FUNDS
 AS OF 05 / 31 / 2022

PGM ID: CFSFA104
 PAGE: 6

FY	FND	AGY	OBJT	ORIGINAL AUTHORIZATION	ADJUSTED AUTHORIZATION	EXPENDITURES AMOUNT	UNEXPENDED BALANCE	ENCUMBRANCE AMOUNT	UNENCUMBERED BALANCE	PRE-ENCUMBERED AMOUNT
101 Water Works FUND										
300 Department Of Water Works										
301 Water Works, Business Service										
2020	101	301	7200	.00	117,660.00	102,299.00	15,361.00	15,361.00	.00	.00
DIVISION TOTALS:				.00	117,660.00	102,299.00	15,361.00	15,361.00	.00	.00
302 Water Works, Commercial Services										
2020	101	302	7300	.00	2,165.10	.00	2,165.10	2,165.10	.00	.00
DIVISION TOTALS:				.00	2,165.10	.00	2,165.10	2,165.10	.00	.00
303 Water Works, Div Of Supply										
2020	101	303	7200	.00	236,318.65	.00	236,318.65	7,617.94	228,700.71	.00
DIVISION TOTALS:				.00	236,318.65	.00	236,318.65	7,617.94	228,700.71	.00
306 Water Works, Div Of Engineering										
2020	101	306	7200	.00	19,588.46	17,092.13	2,496.33	.00	2,496.33	.00
DIVISION TOTALS:				.00	19,588.46	17,092.13	2,496.33	.00	2,496.33	.00
DEPARTMENT TOTALS:				.00	375,732.21	119,391.13	256,341.08	25,144.04	231,197.04	.00
PERCENT EXPENDED:				31.8	PERCENT EXPENDED AND ENCUMBERED:					
								38.5		
102 Parking System Facilities FUND										
130 Department Of Finance										
134 Finance, Treasury										
2020	102	134	7200	.00	481.62	.00	481.62	.00	481.62	.00
DIVISION TOTALS:				.00	481.62	.00	481.62	.00	481.62	.00
DEPARTMENT TOTALS:				.00	481.62	.00	481.62	.00	481.62	.00
PERCENT EXPENDED:				.0	PERCENT EXPENDED AND ENCUMBERED:					
								.0		
240 Dept. Of Enterprise Services										
248 Div Of Parking Facilities										
2020	102	248	7200	.00	436,531.62	.00	436,531.62	.00	436,531.62	.00
2020	102	248	7300	.00	285.97	.00	285.97	.00	285.97	.00
2020	102	248	7400	.00	23,048.98	.00	23,048.98	8,720.00	14,328.98	.00
DIVISION TOTALS:				.00	459,866.57	.00	459,866.57	8,720.00	451,146.57	.00
DEPARTMENT TOTALS:				.00	459,866.57	.00	459,866.57	8,720.00	451,146.57	.00
PERCENT EXPENDED:				.0	PERCENT EXPENDED AND ENCUMBERED:					
								1.9		
103 Convention-Exposition Center FUND										
240 Dept. Of Enterprise Services										
243 Duke Energy Center										
2020	103	243	7200	.00	581,453.52	.00	581,453.52	.00	581,453.52	.00
DIVISION TOTALS:				.00	581,453.52	.00	581,453.52	.00	581,453.52	.00
DEPARTMENT TOTALS:				.00	581,453.52	.00	581,453.52	.00	581,453.52	.00
PERCENT EXPENDED:				.0	PERCENT EXPENDED AND ENCUMBERED:					
								.0		

104 234
 RUN DATE: 06/10/2022
 RUN TIME: 08.17.50

CITY OF CINCINNATI - DEPARTMENT OF FINANCE
 DIVISION OF ACCOUNTS AND AUDITS
 STATEMENT OF BALANCES
 APPROPRIATED FUNDS
 AS OF 05 / 31 / 2022

PGM ID: CFSFA104
 PAGE: 7

FY	FND	AGY	OBJT	ORIGINAL AUTHORIZATION	ADJUSTED AUTHORIZATION	EXPENDITURES AMOUNT	UNEXPENDED BALANCE	ENCUMBRANCE AMOUNT	UNENCUMBERED BALANCE	PRE-ENCUMBERED AMOUNT
104 General Aviation FUND										
230 Dept Of Transportation & Engin										
234 Div Of Aviation										
2020	104	234	7200	.00	38,287.04	1,427.44	36,859.60	18,906.70	17,952.90	.00
2020	104	234	7300	.00	1,739.54	.00	1,739.54	.00	1,739.54	.00
2020	104	234	7400	.00	874.04	.00	874.04	.00	874.04	.00
DIVISION TOTALS:				.00	40,900.62	1,427.44	39,473.18	18,906.70	20,566.48	.00
DEPARTMENT TOTALS:				.00	40,900.62	1,427.44	39,473.18	18,906.70	20,566.48	.00
PERCENT EXPENDED:				3.5	PERCENT EXPENDED AND ENCUMBERED: 49.7					
107 Stormwater Management FUND										
250 Dept Of Public Services										
253 Div Of Neighborhood Operations										
2020	107	253	7200	.00	9,632.50	5,000.00	4,632.50	.00	4,632.50	.00
DIVISION TOTALS:				.00	9,632.50	5,000.00	4,632.50	.00	4,632.50	.00
DEPARTMENT TOTALS:				.00	9,632.50	5,000.00	4,632.50	.00	4,632.50	.00
PERCENT EXPENDED:				51.9	PERCENT EXPENDED AND ENCUMBERED: 51.9					
310 Open										
311 Stormwater Management Utility										
2020	107	311	7200	.00	158,278.04	12,360.00	145,918.04	38,395.00	107,523.04	.00
DIVISION TOTALS:				.00	158,278.04	12,360.00	145,918.04	38,395.00	107,523.04	.00
DEPARTMENT TOTALS:				.00	158,278.04	12,360.00	145,918.04	38,395.00	107,523.04	.00
PERCENT EXPENDED:				7.8	PERCENT EXPENDED AND ENCUMBERED: 32.1					
151 Bond Retirement - City FUND										
130 Department Of Finance										
134 Finance, Treasury										
2020	151	134	7200	.00	141,482.83	.00	141,482.83	.00	141,482.83	.00
DIVISION TOTALS:				.00	141,482.83	.00	141,482.83	.00	141,482.83	.00
DEPARTMENT TOTALS:				.00	141,482.83	.00	141,482.83	.00	141,482.83	.00
PERCENT EXPENDED:				.0	PERCENT EXPENDED AND ENCUMBERED: .0					
301 Street Const Maintenance & Rep FUND										
230 Dept Of Transportation & Engin										
239 Division Of Traffic Engineer										
2020	301	239	7200	.00	104,728.71	1,683.82	103,044.89	.00	103,044.89	.00
2020	301	239	7300	.00	2,585.85	.00	2,585.85	.00	2,585.85	.00
2020	301	239	7600	.00	102,974.40	54,348.00	48,626.40	48,626.40	.00	.00
DIVISION TOTALS:				.00	210,288.96	56,031.82	154,257.14	48,626.40	105,630.74	.00
DEPARTMENT TOTALS:				.00	210,288.96	56,031.82	154,257.14	48,626.40	105,630.74	.00
PERCENT EXPENDED:				26.6	PERCENT EXPENDED AND ENCUMBERED: 49.8					

301 252
 RUN DATE: 06/10/2022
 RUN TIME: 08.17.50

CITY OF CINCINNATI - DEPARTMENT OF FINANCE
 DIVISION OF ACCOUNTS AND AUDITS
 STATEMENT OF BALANCES
 APPROPRIATED FUNDS
 AS OF 05 / 31 / 2022

PGM ID: CFSFA104
 PAGE: 8

FY	FND	AGY	OBJT	ORIGINAL AUTHORIZATION	ADJUSTED AUTHORIZATION	EXPENDITURES AMOUNT	UNEXPENDED BALANCE	ENCUMBRANCE AMOUNT	UNENCUMBERED BALANCE	PRE-ENCUMBERED AMOUNT
250 Dept Of Public Services										
252 Traffic And Road Operations										
2020	301	252	7200	.00	24,775.49	6,600.00	18,175.49	8,975.49	9,200.00	.00
2020	301	252	7300	.00	33,042.27	.00	33,042.27	9,401.00	23,641.27	.00
2020	301	252	7400	.00	84.10	.00	84.10	84.10	.00	.00
DIVISION TOTALS:				.00	57,901.86	6,600.00	51,301.86	18,460.59	32,841.27	.00
253 Div Of Neighborhood Operations										
2020	301	253	7200	.00	1,700.00	.00	1,700.00	1,700.00	.00	.00
DIVISION TOTALS:				.00	1,700.00	.00	1,700.00	1,700.00	.00	.00
DEPARTMENT TOTALS:				.00	59,601.86	6,600.00	53,001.86	20,160.59	32,841.27	.00
PERCENT EXPENDED:				11.1	PERCENT EXPENDED AND ENCUMBERED: 44.9					
302 Income Tax Infrastructure FUND										
100 Office Of The City Manager										
102 Office Of Budget & Evaluation										
2020	302	102	7400	.00	61.31	.00	61.31	.00	61.31	.00
DIVISION TOTALS:				.00	61.31	.00	61.31	.00	61.31	.00
DEPARTMENT TOTALS:				.00	61.31	.00	61.31	.00	61.31	.00
PERCENT EXPENDED:				.0	PERCENT EXPENDED AND ENCUMBERED: .0					
230 Dept Of Transportation & Engin										
233 Division Of Engineering										
2020	302	233	7200	.00	11,975.81	6,926.43	5,049.38	33.00	5,016.38	.00
DIVISION TOTALS:				.00	11,975.81	6,926.43	5,049.38	33.00	5,016.38	.00
239 Division Of Traffic Engineer										
2020	302	239	7200	.00	830.00	.00	830.00	.00	830.00	.00
2020	302	239	7300	.00	18,538.24	.00	18,538.24	.00	18,538.24	.00
DIVISION TOTALS:				.00	19,368.24	.00	19,368.24	.00	19,368.24	.00
DEPARTMENT TOTALS:				.00	31,344.05	6,926.43	24,417.62	33.00	24,384.62	.00
PERCENT EXPENDED:				22.1	PERCENT EXPENDED AND ENCUMBERED: 22.2					
250 Dept Of Public Services										
252 Traffic And Road Operations										
2020	302	252	7200	.00	1,700.00	1,700.00	.00	.00	.00	.00
2020	302	252	7300	.00	23,350.21	.00	23,350.21	.00	23,350.21	.00
DIVISION TOTALS:				.00	25,050.21	1,700.00	23,350.21	.00	23,350.21	.00
255 Div Of City Facility Mgmt										
2020	302	255	7200	.00	15,939.08	6,700.00	9,239.08	.00	9,239.08	.00
DIVISION TOTALS:				.00	15,939.08	6,700.00	9,239.08	.00	9,239.08	.00
DEPARTMENT TOTALS:				.00	40,989.29	8,400.00	32,589.29	.00	32,589.29	.00
PERCENT EXPENDED:				20.5	PERCENT EXPENDED AND ENCUMBERED: 20.5					

303 248
 RUN DATE: 06/10/2022
 RUN TIME: 08.17.50

CITY OF CINCINNATI - DEPARTMENT OF FINANCE
 DIVISION OF ACCOUNTS AND AUDITS
 STATEMENT OF BALANCES
 APPROPRIATED FUNDS
 AS OF 05 / 31 / 2022

PGM ID: CFSFA104
 PAGE: 9

FY	FND	AGY	OBJT	ORIGINAL AUTHORIZATION	ADJUSTED AUTHORIZATION	EXPENDITURES AMOUNT	UNEXPENDED BALANCE	ENCUMBRANCE AMOUNT	UNENCUMBERED BALANCE	PRE-ENCUMBERED AMOUNT
303 Parking Meter FUND										
240 Dept. Of Enterprise Services										
248 Div Of Parking Facilities										
2020	303	248	7200	.00	70,317.81	.00	70,317.81	.00	70,317.81	.00
2020	303	248	7300	.00	21,665.42	.00	21,665.42	.00	21,665.42	.00
2020	303	248	7400	.00	287.87	.00	287.87	.00	287.87	.00
DIVISION TOTALS:				.00	92,271.10	.00	92,271.10	.00	92,271.10	.00
DEPARTMENT TOTALS:				.00	92,271.10	.00	92,271.10	.00	92,271.10	.00
PERCENT EXPENDED:				.0	PERCENT EXPENDED AND ENCUMBERED:		.0			
 306 Municipal Motor Vehicle Lic Tx FUND										
250 Dept Of Public Services										
252 Traffic And Road Operations										
2020	306	252	7200	.00	15,970.69	3,300.00	12,670.69	.00	12,670.69	.00
2020	306	252	7300	.00	3,534.84	.00	3,534.84	2,923.00	611.84	.00
DIVISION TOTALS:				.00	19,505.53	3,300.00	16,205.53	2,923.00	13,282.53	.00
DEPARTMENT TOTALS:				.00	19,505.53	3,300.00	16,205.53	2,923.00	13,282.53	.00
PERCENT EXPENDED:				16.9	PERCENT EXPENDED AND ENCUMBERED:		31.9			
 318 Sawyer Point FUND										
200 Department Of Parks										
202 Parks, Operations & Facility Mgmt										
2020	318	202	7200	.00	6,392.00	.00	6,392.00	6,392.00	.00	.00
DIVISION TOTALS:				.00	6,392.00	.00	6,392.00	6,392.00	.00	.00
DEPARTMENT TOTALS:				.00	6,392.00	.00	6,392.00	6,392.00	.00	.00
PERCENT EXPENDED:				.0	PERCENT EXPENDED AND ENCUMBERED:		100.0			
 323 Recreation Special Activities FUND										
190 Dept Of Public Recreation										
191 Recreation West Region										
2020	323	191	7200	.00	1,234.17	.00	1,234.17	.00	1,234.17	.00
DIVISION TOTALS:				.00	1,234.17	.00	1,234.17	.00	1,234.17	.00
192 Recreation East Region										
2020	323	192	7200	.00	1,608.06	.00	1,608.06	.00	1,608.06	.00
2020	323	192	7300	.00	31.68	.00	31.68	.00	31.68	.00
DIVISION TOTALS:				.00	1,639.74	.00	1,639.74	.00	1,639.74	.00
193 Recreation Central Region										
2020	323	193	7200	.00	1,234.16	.00	1,234.16	.00	1,234.16	.00
2020	323	193	7300	.00	.50	.00	.50	.00	.50	.00
DIVISION TOTALS:				.00	1,234.66	.00	1,234.66	.00	1,234.66	.00
197 Recreation Athletics										
2020	323	197	7200	.00	21,945.75	.00	21,945.75	.00	21,945.75	.00
2020	323	197	7300	.00	1,061.90	.00	1,061.90	.00	1,061.90	.00
DIVISION TOTALS:				.00	23,007.65	.00	23,007.65	.00	23,007.65	.00

323 199
 RUN DATE: 06/10/2022
 RUN TIME: 08.17.50

CITY OF CINCINNATI - DEPARTMENT OF FINANCE
 DIVISION OF ACCOUNTS AND AUDITS
 STATEMENT OF BALANCES
 APPROPRIATED FUNDS
 AS OF 05 / 31 / 2022

PGM ID: CFSFA104
 PAGE: 10

FY	FND	AGY	OBJT	ORIGINAL AUTHORIZATION	ADJUSTED AUTHORIZATION	EXPENDITURES AMOUNT	UNEXPENDED BALANCE	ENCUMBRANCE AMOUNT	UNENCUMBERED BALANCE	PRE-ENCUMBERED AMOUNT
199 Recreation Administration										
2020	323	199	7200	.00	3,200.00	.00	3,200.00	.00	3,200.00	.00
2020	323	199	7600	.00	59,410.00	59,410.00	.00	.00	.00	.00
DIVISION TOTALS:				.00	62,610.00	59,410.00	3,200.00	.00	3,200.00	.00
DEPARTMENT TOTALS:				.00	89,726.22	59,410.00	30,316.22	.00	30,316.22	.00
PERCENT EXPENDED:				66.2	PERCENT EXPENDED AND ENCUMBERED: 66.2					
329 Cincinnati Riverfront Park FUND										
200 Department Of Parks										
202 Parks, Operations & Facility Mgmt										
2020	329	202	7200	.00	20,860.50	.00	20,860.50	.00	20,860.50	.00
DIVISION TOTALS:				.00	20,860.50	.00	20,860.50	.00	20,860.50	.00
DEPARTMENT TOTALS:				.00	20,860.50	.00	20,860.50	.00	20,860.50	.00
PERCENT EXPENDED:				.0	PERCENT EXPENDED AND ENCUMBERED: .0					
347 Hazard Abatement Fund FUND										
210 Dept Of Bldgs & Inspections										
212 Bldg & Inspections, Licenses & Permits										
2020	347	212	7200	.00	143,072.08	.00	143,072.08	143,072.08	.00	.00
DIVISION TOTALS:				.00	143,072.08	.00	143,072.08	143,072.08	.00	.00
DEPARTMENT TOTALS:				.00	143,072.08	.00	143,072.08	143,072.08	.00	.00
PERCENT EXPENDED:				.0	PERCENT EXPENDED AND ENCUMBERED: 100.0					
395 Community Health Center FUND										
260 Department Of Public Health										
265 Primary Health Care - H.C.										
2020	395	265	7200	.00	31,286.00	.00	31,286.00	.00	31,286.00	.00
2020	395	265	7300	.00	3,970.00	.00	3,970.00	.00	3,970.00	.00
2020	395	265	7400	.00	1,542.00	.00	1,542.00	.00	1,542.00	.00
DIVISION TOTALS:				.00	36,798.00	.00	36,798.00	.00	36,798.00	.00
DEPARTMENT TOTALS:				.00	36,798.00	.00	36,798.00	.00	36,798.00	.00
PERCENT EXPENDED:				.0	PERCENT EXPENDED AND ENCUMBERED: .0					
416 Cincinnati Health District FUND										
260 Department Of Public Health										
264 Primary Health Care - S.P.										
2020	416	264	7300	.00	205.00	.00	205.00	.00	205.00	.00
DIVISION TOTALS:				.00	205.00	.00	205.00	.00	205.00	.00
DEPARTMENT TOTALS:				.00	205.00	.00	205.00	.00	205.00	.00
PERCENT EXPENDED:				.0	PERCENT EXPENDED AND ENCUMBERED: .0					

449 092
 RUN DATE: 06/10/2022
 RUN TIME: 08.17.50

CITY OF CINCINNATI - DEPARTMENT OF FINANCE
 DIVISION OF ACCOUNTS AND AUDITS
 STATEMENT OF BALANCES
 APPROPRIATED FUNDS
 AS OF 05 / 31 / 2022

PGM ID: CFSFA104
 PAGE: 11

FY	FND	AGY	OBJT	ORIGINAL AUTHORIZATION	ADJUSTED AUTHORIZATION	EXPENDITURES AMOUNT	UNEXPENDED BALANCE	ENCUMBRANCE AMOUNT	UNENCUMBERED BALANCE	PRE-ENCUMBERED AMOUNT
449 Cinti Area Geographic Info Sys FUND										
090 Enterprise Technology Solution										
092 ETS-CAGIS										
2020	449	092	7200	.00	828.75	.00	828.75	828.75	.00	.00
2020	449	092	7300	.00	1,349.90	.00	1,349.90	177.14	1,172.76	.00
2020	449	092	7400	.00	7,654.98	.00	7,654.98	6,633.28	1,021.70	.00
DIVISION TOTALS:				.00	9,833.63	.00	9,833.63	7,639.17	2,194.46	.00
DEPARTMENT TOTALS:				.00	9,833.63	.00	9,833.63	7,639.17	2,194.46	.00
PERCENT EXPENDED:				.0	PERCENT EXPENDED AND ENCUMBERED:			77.7		
455 Streetcar Operations FUND										
080 SORTA										
081 SORTA Operations										
2020	455	081	7200	.00	173,837.28	13,535.26	160,302.02	.00	160,302.02	.00
DIVISION TOTALS:				.00	173,837.28	13,535.26	160,302.02	.00	160,302.02	.00
DEPARTMENT TOTALS:				.00	173,837.28	13,535.26	160,302.02	.00	160,302.02	.00
PERCENT EXPENDED:				7.8	PERCENT EXPENDED AND ENCUMBERED:			7.8		
110 Department Of Law										
111 Civil										
2020	455	111	7200	.00	104,927.56	.00	104,927.56	104,927.56	.00	.00
DIVISION TOTALS:				.00	104,927.56	.00	104,927.56	104,927.56	.00	.00
DEPARTMENT TOTALS:				.00	104,927.56	.00	104,927.56	104,927.56	.00	.00
PERCENT EXPENDED:				.0	PERCENT EXPENDED AND ENCUMBERED:			100.0		
230 Dept Of Transportation & Engin										
231 Trans & Eng, Director										
2020	455	231	7200	.00	84,105.35	.00	84,105.35	.00	84,105.35	.00
DIVISION TOTALS:				.00	84,105.35	.00	84,105.35	.00	84,105.35	.00
DEPARTMENT TOTALS:				.00	84,105.35	.00	84,105.35	.00	84,105.35	.00
PERCENT EXPENDED:				.0	PERCENT EXPENDED AND ENCUMBERED:			.0		
457 CLEAR FUND										
090 Enterprise Technology Solution										
093 ETS-CLEAR										
2020	457	093	7200	.00	64,709.16	.00	64,709.16	.00	64,709.16	.00
2020	457	093	7300	.00	3,000.00	.00	3,000.00	.00	3,000.00	.00
2020	457	093	7400	.00	20,906.00	18,756.00	2,150.00	.00	2,150.00	.00
DIVISION TOTALS:				.00	88,615.16	18,756.00	69,859.16	.00	69,859.16	.00
DEPARTMENT TOTALS:				.00	88,615.16	18,756.00	69,859.16	.00	69,859.16	.00
PERCENT EXPENDED:				21.2	PERCENT EXPENDED AND ENCUMBERED:			21.2		

701 410
 RUN DATE: 06/10/2022
 RUN TIME: 08.17.50

CITY OF CINCINNATI - DEPARTMENT OF FINANCE
 DIVISION OF ACCOUNTS AND AUDITS
 STATEMENT OF BALANCES
 APPROPRIATED FUNDS
 AS OF 05 / 31 / 2022

PGM ID: CFSFA104
 PAGE: 12

FY	FND	AGY	OBJT	ORIGINAL AUTHORIZATION	ADJUSTED AUTHORIZATION	EXPENDITURES AMOUNT	UNEXPENDED BALANCE	ENCUMBRANCE AMOUNT	UNENCUMBERED BALANCE	PRE-ENCUMBERED AMOUNT
701 Metropolitan Sewer District FUND										
410 Dept. of Sewers Director's Off										
410 Dept. of Sewers Director's Office										
2020	701	410	7200	.00	379,352.55	72,921.27	306,431.28	.00	306,431.28	.00
2020	701	410	7300	.00	10,063.81	.00	10,063.81	.00	10,063.81	.00
DIVISION TOTALS:				.00	389,416.36	72,921.27	316,495.09	.00	316,495.09	.00
DEPARTMENT TOTALS:				.00	389,416.36	72,921.27	316,495.09	.00	316,495.09	.00
PERCENT EXPENDED:				18.7	PERCENT EXPENDED AND ENCUMBERED: 18.7					
420 MSD Div Of Wastewater Engineer										
420 MSD Div Of Wastewater Engineering										
2020	701	420	7200	.00	48,516.20	19,413.30	29,102.90	.00	29,102.90	.00
2020	701	420	7300	.00	26,262.63	79.95	26,182.68	.00	26,182.68	.00
2020	701	420	7400	.00	23,798.36	.00	23,798.36	.00	23,798.36	.00
DIVISION TOTALS:				.00	98,577.19	19,493.25	79,083.94	.00	79,083.94	.00
DEPARTMENT TOTALS:				.00	98,577.19	19,493.25	79,083.94	.00	79,083.94	.00
PERCENT EXPENDED:				19.8	PERCENT EXPENDED AND ENCUMBERED: 19.8					
430 MSD Div Of Wastewater Admin										
430 MSD Div Of Wastewater Admin										
2020	701	430	7200	.00	13,756.56	55.00	13,701.56	-55.00	13,756.56	.00
2020	701	430	7300	.00	4,128.04	.00	4,128.04	.00	4,128.04	.00
2020	701	430	7400	.00	3,530.90	.00	3,530.90	.00	3,530.90	.00
DIVISION TOTALS:				.00	21,415.50	55.00	21,360.50	-55.00	21,415.50	.00
431 MSD Division of Information Technology										
2020	701	431	7200	.00	65,079.38	.00	65,079.38	.00	65,079.38	.00
2020	701	431	7300	.00	15,551.76	.00	15,551.76	.00	15,551.76	.00
2020	701	431	7400	.00	45,482.00	.00	45,482.00	.00	45,482.00	.00
DIVISION TOTALS:				.00	126,113.14	.00	126,113.14	.00	126,113.14	.00
DEPARTMENT TOTALS:				.00	147,528.64	55.00	147,473.64	-55.00	147,528.64	.00
PERCENT EXPENDED:				.0	PERCENT EXPENDED AND ENCUMBERED: .0					
440 MSD Div Of Wastewater Treatment										
441 MSD Office Of Superintendent										
2020	701	441	7200	.00	2,506.84	.00	2,506.84	.00	2,506.84	.00
2020	701	441	7300	.00	424.23	.00	424.23	.00	424.23	.00
DIVISION TOTALS:				.00	2,931.07	.00	2,931.07	.00	2,931.07	.00
442 MSD Millcreek Section										
2020	701	442	7200	.00	1,227,832.14	29,474.40	1,198,357.74	-29,474.40	1,227,832.14	.00
2020	701	442	7300	.00	1,179,210.89	152,137.60	1,027,073.29	-43,501.34	1,070,574.63	.00
2020	701	442	7400	.00	30,548.13	75.01	30,473.12	-75.01	30,548.13	.00
DIVISION TOTALS:				.00	2,437,591.16	181,687.01	2,255,904.15	-73,050.75	2,328,954.90	.00
443 MSD Little Miami Section										
2020	701	443	7200	.00	357,168.72	.00	357,168.72	.00	357,168.72	.00
2020	701	443	7300	.00	139,157.21	41,101.26	98,055.95	-5,553.26	103,609.21	.00
DIVISION TOTALS:				.00	496,325.93	41,101.26	455,224.67	-5,553.26	460,777.93	.00

701 444
 RUN DATE: 06/10/2022
 RUN TIME: 08.17.50

CITY OF CINCINNATI - DEPARTMENT OF FINANCE
 DIVISION OF ACCOUNTS AND AUDITS
 STATEMENT OF BALANCES
 APPROPRIATED FUNDS
 AS OF 05 / 31 / 2022

PGM ID: CFSFA104
 PAGE: 13

FY	FND	AGY	OBJT	ORIGINAL AUTHORIZATION	ADJUSTED AUTHORIZATION	EXPENDITURES AMOUNT	UNEXPENDED BALANCE	ENCUMBRANCE AMOUNT	UNENCUMBERED BALANCE	PRE-ENCUMBERED AMOUNT
444 MSD Muddy Creek Section										
2020	701	444	7200	.00	184,257.06	120.00	184,137.06	-120.00	184,257.06	.00
2020	701	444	7300	.00	49,232.38	20.73	49,211.65	-20.73	49,232.38	.00
DIVISION TOTALS:				.00	233,489.44	140.73	233,348.71	-140.73	233,489.44	.00
445 MSD Sycamore Section										
2020	701	445	7200	.00	167,091.28	1,160.00	165,931.28	-1,160.00	167,091.28	.00
2020	701	445	7300	.00	63,469.69	.00	63,469.69	.00	63,469.69	.00
2020	701	445	7400	.00	262.56	.00	262.56	.00	262.56	.00
DIVISION TOTALS:				.00	230,823.53	1,160.00	229,663.53	-1,160.00	230,823.53	.00
446 MSD Taylor Creek Section										
2020	701	446	7200	.00	133,740.22	5,520.00	128,220.22	-5,520.00	133,740.22	.00
2020	701	446	7300	.00	24,625.66	.00	24,625.66	872.76	23,752.90	.00
DIVISION TOTALS:				.00	158,365.88	5,520.00	152,845.88	-4,647.24	157,493.12	.00
447 MSD Polk Run Section										
2020	701	447	7200	.00	45,819.33	1,000.00	44,819.33	-1,000.00	45,819.33	.00
2020	701	447	7300	.00	37,416.39	.00	37,416.39	.00	37,416.39	.00
2020	701	447	7400	.00	211.24	.00	211.24	.00	211.24	.00
DIVISION TOTALS:				.00	83,446.96	1,000.00	82,446.96	-1,000.00	83,446.96	.00
449 MSD Maintenance Section										
2020	701	449	7200	.00	246,914.79	.00	246,914.79	.00	246,914.79	.00
2020	701	449	7300	.00	98,804.13	.00	98,804.13	.00	98,804.13	.00
2020	701	449	7400	.00	34,118.00	.00	34,118.00	.00	34,118.00	.00
DIVISION TOTALS:				.00	379,836.92	.00	379,836.92	.00	379,836.92	.00
DEPARTMENT TOTALS:				.00	4,022,810.89	230,609.00	3,792,201.89	-85,551.98	3,877,753.87	.00
PERCENT EXPENDED: 5.7				PERCENT EXPENDED AND ENCUMBERED: 3.6						
450 MSD Div Of Wastewater Collecti										
450 MSD Div Of Wastewater Collection										
2020	701	450	7200	.00	1,467,527.57	240,585.72	1,226,941.85	-9,223.45	1,236,165.30	.00
2020	701	450	7300	.00	580,799.07	1,435.68	579,363.39	-1,435.68	580,799.07	.00
2020	701	450	7400	.00	14,394.96	53.10	14,341.86	-53.10	14,394.96	.00
DIVISION TOTALS:				.00	2,062,721.60	242,074.50	1,820,647.10	-10,712.23	1,831,359.33	.00
DEPARTMENT TOTALS:				.00	2,062,721.60	242,074.50	1,820,647.10	-10,712.23	1,831,359.33	.00
PERCENT EXPENDED: 11.7				PERCENT EXPENDED AND ENCUMBERED: 11.2						
460 MSD Div Of Industrial Waste										
460 MSD Div Of Industrial Waste										
2020	701	460	7200	.00	534,093.20	25,802.11	508,291.09	6,552.47	501,738.62	.00
2020	701	460	7300	.00	360,771.11	7,545.89	353,225.22	18,419.84	334,805.38	.00
2020	701	460	7400	.00	3,985.08	.00	3,985.08	.00	3,985.08	.00
DIVISION TOTALS:				.00	898,849.39	33,348.00	865,501.39	24,972.31	840,529.08	.00
DEPARTMENT TOTALS:				.00	898,849.39	33,348.00	865,501.39	24,972.31	840,529.08	.00
PERCENT EXPENDED: 3.7				PERCENT EXPENDED AND ENCUMBERED: 6.5						

701 470
 RUN DATE: 06/10/2022
 RUN TIME: 08.17.50

CITY OF CINCINNATI - DEPARTMENT OF FINANCE
 DIVISION OF ACCOUNTS AND AUDITS
 STATEMENT OF BALANCES
 APPROPRIATED FUNDS
 AS OF 05 / 31 / 2022

PGM ID: CFSFA104
 PAGE: 14

FY	FND	AGY	OBJT	ORIGINAL AUTHORIZATION	ADJUSTED AUTHORIZATION	EXPENDITURES AMOUNT	UNEXPENDED BALANCE	ENCUMBRANCE AMOUNT	UNENCUMBERED BALANCE	PRE-ENCUMBERED AMOUNT
470 MSD Watershed Operations										
470 MSD Watershed Operations										
2020	701	470	7200	.00	1,013,745.22	4,380.47	1,009,364.75	-4,380.47	1,013,745.22	.00
2020	701	470	7300	.00	123,838.28	704.96	123,133.32	-704.96	123,838.28	.00
2020	701	470	7400	.00	22,667.87	.00	22,667.87	.00	22,667.87	.00
DIVISION TOTALS:				.00	1,160,251.37	5,085.43	1,155,165.94	-5,085.43	1,160,251.37	.00
DEPARTMENT TOTALS:				.00	1,160,251.37	5,085.43	1,155,165.94	-5,085.43	1,160,251.37	.00
PERCENT EXPENDED:				.4	PERCENT EXPENDED AND ENCUMBERED:					.0
480 MSD SBU Program										
480 MSD SBU Program										
2020	701	480	7200	.00	2,525,174.77	22,310.35	2,502,864.42	.00	2,502,864.42	.00
DIVISION TOTALS:				.00	2,525,174.77	22,310.35	2,502,864.42	.00	2,502,864.42	.00
DEPARTMENT TOTALS:				.00	2,525,174.77	22,310.35	2,502,864.42	.00	2,502,864.42	.00
PERCENT EXPENDED:				.9	PERCENT EXPENDED AND ENCUMBERED:					.9
980 Capital Outlay Accounts										
982 Office & Technical Equip										
2020	701	982	7600	.00	607,755.32	15,634.85	592,120.47	.00	592,120.47	.00
DIVISION TOTALS:				.00	607,755.32	15,634.85	592,120.47	.00	592,120.47	.00
DEPARTMENT TOTALS:				.00	607,755.32	15,634.85	592,120.47	.00	592,120.47	.00
PERCENT EXPENDED:				2.6	PERCENT EXPENDED AND ENCUMBERED:					2.6
050 General FUND										
010 City Council										
015 Councilmember D. Mann										
2021	050	015	7200	.00	3,400.00	.00	3,400.00	.00	3,400.00	.00
DIVISION TOTALS:				.00	3,400.00	.00	3,400.00	.00	3,400.00	.00
026 Councilmember S Goodin										
2021	050	026	7200	.00	150.00	.00	150.00	.00	150.00	.00
DIVISION TOTALS:				.00	150.00	.00	150.00	.00	150.00	.00
041 Office Of The Clerk Of Council										
2021	050	041	7200	.00	12,429.88	317.46	12,112.42	.00	12,112.42	.00
2021	050	041	7300	.00	32,000.00	18,522.00	13,478.00	.00	13,478.00	.00
DIVISION TOTALS:				.00	44,429.88	18,839.46	25,590.42	.00	25,590.42	.00
DEPARTMENT TOTALS:				.00	47,979.88	18,839.46	29,140.42	.00	29,140.42	.00
PERCENT EXPENDED:				39.3	PERCENT EXPENDED AND ENCUMBERED:					39.3
090 Enterprise Technology Solution										
091 Enterprise Technology Solutions										
2021	050	091	7200	.00	13,710.78	4,135.00	9,575.78	.00	9,575.78	.00
2021	050	091	7300	.00	24,034.07	19,606.18	4,427.89	3,349.86	1,078.03	.00
2021	050	091	7400	.00	23,140.37	21,971.24	1,169.13	.00	1,169.13	.00
DIVISION TOTALS:				.00	60,885.22	45,712.42	15,172.80	3,349.86	11,822.94	.00
DEPARTMENT TOTALS:				.00	60,885.22	45,712.42	15,172.80	3,349.86	11,822.94	.00
PERCENT EXPENDED:				75.1	PERCENT EXPENDED AND ENCUMBERED:					80.6

050 101
 RUN DATE: 06/10/2022
 RUN TIME: 08.17.50

CITY OF CINCINNATI - DEPARTMENT OF FINANCE
 DIVISION OF ACCOUNTS AND AUDITS
 STATEMENT OF BALANCES
 APPROPRIATED FUNDS
 AS OF 05 / 31 / 2022

PGM ID: CFSFA104
 PAGE: 15

FY	FND	AGY	OBJT	ORIGINAL AUTHORIZATION	ADJUSTED AUTHORIZATION	EXPENDITURES AMOUNT	UNEXPENDED BALANCE	ENCUMBRANCE AMOUNT	UNENCUMBERED BALANCE	PRE-ENCUMBERED AMOUNT
100 Office Of The City Manager										
101 City Manager's Office										
2021	050	101	7200	.00	576,371.10	425,315.34	151,055.76	144,365.87	6,689.89	.00
2021	050	101	7300	.00	31,457.20	27,405.85	4,051.35	2,612.67	1,438.68	.00
2021	050	101	7400	.00	13,768.65	11,458.75	2,309.90	2,000.00	309.90	.00
DIVISION TOTALS:				.00	621,596.95	464,179.94	157,417.01	148,978.54	8,438.47	.00
102 Office Of Budget & Evaluation										
2021	050	102	7400	.00	459.11	76.17	382.94	.00	382.94	.00
DIVISION TOTALS:				.00	459.11	76.17	382.94	.00	382.94	.00
103 Emergency Communications										
2021	050	103	7200	.00	11,067.80	7,609.71	3,458.09	.00	3,458.09	.00
2021	050	103	7300	.00	19,021.01	17,490.81	1,530.20	.00	1,530.20	.00
2021	050	103	7400	.00	2,290.23	654.81	1,635.42	.00	1,635.42	.00
DIVISION TOTALS:				.00	32,379.04	25,755.33	6,623.71	.00	6,623.71	.00
104 Office Of Environment & Sustainability										
2021	050	104	7200	.00	510,161.54	394,467.90	115,693.64	93,573.10	22,120.54	.00
2021	050	104	7300	.00	1,467.06	143.25	1,323.81	.00	1,323.81	.00
2021	050	104	7400	.00	28,642.07	26,427.25	2,214.82	.00	2,214.82	.00
DIVISION TOTALS:				.00	540,270.67	421,038.40	119,232.27	93,573.10	25,659.17	.00
108 Dept of Performance & Data Analytics										
2021	050	108	7200	.00	86,500.00	33,750.00	52,750.00	48,250.00	4,500.00	.00
2021	050	108	7300	.00	3,873.97	2,373.97	1,500.00	.00	1,500.00	.00
DIVISION TOTALS:				.00	90,373.97	36,123.97	54,250.00	48,250.00	6,000.00	.00
109 Internal Audit										
2021	050	109	7200	.00	.36	.00	.36	.00	.36	.00
2021	050	109	7300	.00	728.29	402.37	325.92	.00	325.92	.00
DIVISION TOTALS:				.00	728.65	402.37	326.28	.00	326.28	.00
DEPARTMENT TOTALS:				.00	1,285,808.39	947,576.18	338,232.21	290,801.64	47,430.57	.00
PERCENT EXPENDED:				73.7	PERCENT EXPENDED AND ENCUMBERED: 96.3					
110 Department Of Law										
111 Civil										
2021	050	111	7200	.00	187,850.41	126,776.37	61,074.04	49,689.76	11,384.28	.00
2021	050	111	7300	.00	13,065.60	8,348.92	4,716.68	.00	4,716.68	.00
2021	050	111	7400	.00	5,574.33	1,956.50	3,617.83	.00	3,617.83	.00
DIVISION TOTALS:				.00	206,490.34	137,081.79	69,408.55	49,689.76	19,718.79	.00
112 Administrative Hearings & Prosecution										
2021	050	112	7300	.00	1,436.01	.00	1,436.01	.00	1,436.01	.00
2021	050	112	7400	.00	11,728.08	2,091.24	9,636.84	.00	9,636.84	.00
DIVISION TOTALS:				.00	13,164.09	2,091.24	11,072.85	.00	11,072.85	.00
DEPARTMENT TOTALS:				.00	219,654.43	139,173.03	80,481.40	49,689.76	30,791.64	.00
PERCENT EXPENDED:				63.4	PERCENT EXPENDED AND ENCUMBERED: 86.0					

050 121
 RUN DATE: 06/10/2022
 RUN TIME: 08.17.50

CITY OF CINCINNATI - DEPARTMENT OF FINANCE
 DIVISION OF ACCOUNTS AND AUDITS
 STATEMENT OF BALANCES
 APPROPRIATED FUNDS
 AS OF 05 / 31 / 2022

PGM ID: CFSFA104
 PAGE: 16

FY	FND	AGY	OBJT	ORIGINAL AUTHORIZATION	ADJUSTED AUTHORIZATION	EXPENDITURES AMOUNT	UNEXPENDED BALANCE	ENCUMBRANCE AMOUNT	UNENCUMBERED BALANCE	PRE-ENCUMBERED AMOUNT
120 Department Of Human Resources										
121 Department Of Human Resources										
2021	050	121	7200	.00	165,857.00	51,735.97	114,121.03	.00	114,121.03	.00
2021	050	121	7300	.00	12,873.04	12,674.10	198.94	.00	198.94	.00
2021	050	121	7400	.00	1,000.00	.00	1,000.00	.00	1,000.00	.00
DIVISION TOTALS:				.00	179,730.04	64,410.07	115,319.97	.00	115,319.97	.00
DEPARTMENT TOTALS:				.00	179,730.04	64,410.07	115,319.97	.00	115,319.97	.00
PERCENT EXPENDED: 35.8				PERCENT EXPENDED AND ENCUMBERED: 35.8						
130 Department Of Finance										
131 Finance, Office Of Director										
2021	050	131	7200	.00	14,200.00	13,970.84	229.16	.00	229.16	.00
2021	050	131	7300	.00	4,098.08	2,071.68	2,026.40	.00	2,026.40	.00
2021	050	131	7400	.00	356.42	249.75	106.67	.00	106.67	.00
DIVISION TOTALS:				.00	18,654.50	16,292.27	2,362.23	.00	2,362.23	.00
133 Finance, Accounts & Audits										
2021	050	133	7200	.00	2,600.00	2,340.00	260.00	.00	260.00	.00
2021	050	133	7300	.00	4,853.14	3,331.68	1,521.46	.00	1,521.46	.00
2021	050	133	7400	.00	548.88	352.58	196.30	.00	196.30	.00
DIVISION TOTALS:				.00	8,002.02	6,024.26	1,977.76	.00	1,977.76	.00
134 Finance, Treasury										
2021	050	134	7200	.00	42,079.43	17,923.62	24,155.81	.00	24,155.81	.00
2021	050	134	7300	.00	19,338.39	10,407.39	8,931.00	.00	8,931.00	.00
2021	050	134	7400	.00	672.56	367.51	305.05	.00	305.05	.00
DIVISION TOTALS:				.00	62,090.38	28,698.52	33,391.86	.00	33,391.86	.00
136 Finance, Income Tax										
2021	050	136	7200	.00	52,638.00	22,107.08	30,530.92	30,351.92	179.00	.00
2021	050	136	7300	.00	515.32	405.66	109.66	.00	109.66	.00
2021	050	136	7400	.00	103.76	59.47	44.29	.00	44.29	.00
DIVISION TOTALS:				.00	53,257.08	22,572.21	30,684.87	30,351.92	332.95	.00
137 Finance, Purchasing										
2021	050	137	7200	.00	31,473.46	25,669.91	5,803.55	1,480.00	4,323.55	.00
2021	050	137	7300	.00	103,744.71	3,924.48	99,820.23	94,000.00	5,820.23	.00
2021	050	137	7400	.00	2,192.17	1,479.30	712.87	.00	712.87	.00
DIVISION TOTALS:				.00	137,410.34	31,073.69	106,336.65	95,480.00	10,856.65	.00
DEPARTMENT TOTALS:				.00	279,414.32	104,660.95	174,753.37	125,831.92	48,921.45	.00
PERCENT EXPENDED: 37.5				PERCENT EXPENDED AND ENCUMBERED: 82.5						
160 Community Developmt										
161 Comm Dvlp, Office Of The Director										
2021	050	161	7200	.00	912.25	.00	912.25	.00	912.25	.00
2021	050	161	7300	.00	714.66	.00	714.66	.00	714.66	.00
2021	050	161	7400	.00	25,873.10	18,458.33	7,414.77	.00	7,414.77	.00
DIVISION TOTALS:				.00	27,500.01	18,458.33	9,041.68	.00	9,041.68	.00
162 Comm Dvlp, Division Of Housing Devel										
2021	050	162	7400	.00	283,758.00	268,176.01	15,581.99	.00	15,581.99	.00
DIVISION TOTALS:				.00	283,758.00	268,176.01	15,581.99	.00	15,581.99	.00

050 164
 RUN DATE: 06/10/2022
 RUN TIME: 08.17.50

CITY OF CINCINNATI - DEPARTMENT OF FINANCE
 DIVISION OF ACCOUNTS AND AUDITS
 STATEMENT OF BALANCES
 APPROPRIATED FUNDS
 AS OF 05 / 31 / 2022

PGM ID: CFSFA104
 PAGE: 17

FY	FND	AGY	OBJT	ORIGINAL AUTHORIZATION	ADJUSTED AUTHORIZATION	EXPENDITURES AMOUNT	UNEXPENDED BALANCE	ENCUMBRANCE AMOUNT	UNENCUMBERED BALANCE	PRE-ENCUMBERED AMOUNT
164 Division Of Community Devel										
2021	050	164	7200	.00	6,088.43	1,022.66	5,065.77	.00	5,065.77	.00
2021	050	164	7300	.00	29,171.78	4,893.92	24,277.86	24,000.00	277.86	.00
2021	050	164	7400	.00	67,360.02	67,360.02	.00	.00	.00	.00
DIVISION TOTALS:				.00	102,620.23	73,276.60	29,343.63	24,000.00	5,343.63	.00
DEPARTMENT TOTALS:				.00	413,878.24	359,910.94	53,967.30	24,000.00	29,967.30	.00
PERCENT EXPENDED:				87.0	PERCENT EXPENDED AND ENCUMBERED: 92.8					
170 Department Of Planning & Build										
171 City Planning										
2021	050	171	7200	.00	3,542.36	3,542.36	.00	.00	.00	.00
2021	050	171	7300	.00	2,042.68	1,693.38	349.30	.00	349.30	.00
2021	050	171	7400	.00	3,696.51	3,696.51	.00	.00	.00	.00
DIVISION TOTALS:				.00	9,281.55	8,932.25	349.30	.00	349.30	.00
DEPARTMENT TOTALS:				.00	9,281.55	8,932.25	349.30	.00	349.30	.00
PERCENT EXPENDED:				96.2	PERCENT EXPENDED AND ENCUMBERED: 96.2					
180 Citizens' Complaint Authority										
181 Citizens' Complaint Authority										
2021	050	181	7200	.00	14,733.78	4,433.10	10,300.68	.00	10,300.68	.00
2021	050	181	7300	.00	14,412.02	14,183.76	228.26	.00	228.26	.00
2021	050	181	7400	.00	223.78	54.96	168.82	.00	168.82	.00
DIVISION TOTALS:				.00	29,369.58	18,671.82	10,697.76	.00	10,697.76	.00
DEPARTMENT TOTALS:				.00	29,369.58	18,671.82	10,697.76	.00	10,697.76	.00
PERCENT EXPENDED:				63.6	PERCENT EXPENDED AND ENCUMBERED: 63.6					
190 Dept Of Public Recreation										
191 Recreation West Region										
2021	050	191	7200	.00	27,352.79	15,648.43	11,704.36	402.05	11,302.31	.00
2021	050	191	7300	.00	678.26	463.36	214.90	.00	214.90	.00
DIVISION TOTALS:				.00	28,031.05	16,111.79	11,919.26	402.05	11,517.21	.00
192 Recreation East Region										
2021	050	192	7200	.00	17,605.87	11,619.97	5,985.90	846.00	5,139.90	.00
2021	050	192	7300	.00	4,566.02	568.06	3,997.96	.00	3,997.96	.00
2021	050	192	7400	.00	45.64	.00	45.64	.00	45.64	.00
DIVISION TOTALS:				.00	22,217.53	12,188.03	10,029.50	846.00	9,183.50	.00
193 Recreation Central Region										
2021	050	193	7200	.00	61,223.99	50,620.07	10,603.92	55.00	10,548.92	.00
2021	050	193	7300	.00	2,660.36	236.60	2,423.76	.00	2,423.76	.00
DIVISION TOTALS:				.00	63,884.35	50,856.67	13,027.68	55.00	12,972.68	.00
194 Recreation Maintenance										
2021	050	194	7200	.00	27,220.45	12,497.97	14,722.48	.00	14,722.48	.00
2021	050	194	7300	.00	68,062.78	52,822.82	15,239.96	.00	15,239.96	.00
2021	050	194	7400	.00	2,079.17	1,037.98	1,041.19	.00	1,041.19	.00
DIVISION TOTALS:				.00	97,362.40	66,358.77	31,003.63	.00	31,003.63	.00
197 Recreation Athletics										
2021	050	197	7200	.00	28,398.48	11,352.63	17,045.85	230.10	16,815.75	.00
2021	050	197	7300	.00	5,496.78	.00	5,496.78	.00	5,496.78	.00
DIVISION TOTALS:				.00	33,895.26	11,352.63	22,542.63	230.10	22,312.53	.00

050 199
 RUN DATE: 06/10/2022
 RUN TIME: 08.17.50

CITY OF CINCINNATI - DEPARTMENT OF FINANCE
 DIVISION OF ACCOUNTS AND AUDITS
 STATEMENT OF BALANCES
 APPROPRIATED FUNDS
 AS OF 05 / 31 / 2022

PGM ID: CFSFA104
 PAGE: 18

FY	FND	AGY	OBJT	ORIGINAL AUTHORIZATION	ADJUSTED AUTHORIZATION	EXPENDITURES AMOUNT	UNEXPENDED BALANCE	ENCUMBRANCE AMOUNT	UNENCUMBERED BALANCE	PRE-ENCUMBERED AMOUNT
199 Recreation Administration										
2021	050	199	7200	.00	8,552.75	3,825.25	4,727.50	.00	4,727.50	.00
2021	050	199	7300	.00	2,691.58	937.88	1,753.70	7.80	1,745.90	.00
2021	050	199	7400	.00	6,636.14	6,636.14	.00	.00	.00	.00
DIVISION TOTALS:				.00	17,880.47	11,399.27	6,481.20	7.80	6,473.40	.00
DEPARTMENT TOTALS:				.00	263,271.06	168,267.16	95,003.90	1,540.95	93,462.95	.00
PERCENT EXPENDED: 63.9				PERCENT EXPENDED AND ENCUMBERED: 64.5						
200 Department Of Parks										
202 Parks, Operations & Facility Mgmt										
2021	050	202	7200	.00	213,735.29	152,738.47	60,996.82	.00	60,996.82	.00
2021	050	202	7300	.00	111,115.32	88,095.05	23,020.27	.00	23,020.27	.00
2021	050	202	7400	.00	8,346.05	4,346.54	3,999.51	.00	3,999.51	.00
DIVISION TOTALS:				.00	333,196.66	245,180.06	88,016.60	.00	88,016.60	.00
203 Parks, Adm & Program Services										
2021	050	203	7200	.00	20,672.98	20,279.64	393.34	.00	393.34	.00
2021	050	203	7300	.00	29,523.34	25,107.12	4,416.22	.00	4,416.22	.00
DIVISION TOTALS:				.00	50,196.32	45,386.76	4,809.56	.00	4,809.56	.00
DEPARTMENT TOTALS:				.00	383,392.98	290,566.82	92,826.16	.00	92,826.16	.00
PERCENT EXPENDED: 75.8				PERCENT EXPENDED AND ENCUMBERED: 75.8						
210 Dept Of Bldgs & Inspections										
211 Bldg & Inspections, Director										
2021	050	211	7200	.00	17,330.54	4,130.54	13,200.00	13,200.00	.00	.00
2021	050	211	7300	.00	23,900.42	10,692.17	13,208.25	12,531.77	676.48	.00
2021	050	211	7400	.00	19,346.10	17,424.15	1,921.95	.00	1,921.95	.00
DIVISION TOTALS:				.00	60,577.06	32,246.86	28,330.20	25,731.77	2,598.43	.00
212 Bldg & Inspections, Licenses & Permits										
2021	050	212	7200	.00	18,574.18	4,420.44	14,153.74	14,153.74	.00	.00
2021	050	212	7300	.00	15,309.59	10,498.85	4,810.74	3,574.20	1,236.54	.00
2021	050	212	7400	.00	246.89	246.89	.00	.00	.00	.00
DIVISION TOTALS:				.00	34,130.66	15,166.18	18,964.48	17,727.94	1,236.54	.00
DEPARTMENT TOTALS:				.00	94,707.72	47,413.04	47,294.68	43,459.71	3,834.97	.00
PERCENT EXPENDED: 50.1				PERCENT EXPENDED AND ENCUMBERED: 96.0						
220 Open										
222 Department Of Police										
2021	050	222	7200	.00	811,927.16	361,088.28	450,838.88	340,510.00	110,328.88	.00
2021	050	222	7300	.00	1,264,356.36	954,576.80	309,779.56	251,721.15	58,058.41	.00
2021	050	222	7400	.00	63,765.83	37,542.07	26,223.76	.00	26,223.76	.00
DIVISION TOTALS:				.00	2,140,049.35	1,353,207.15	786,842.20	592,231.15	194,611.05	.00
225 Police - Investigations										
2021	050	225	7200	.00	163,595.05	79,377.70	84,217.35	.00	84,217.35	.00
2021	050	225	7300	.00	17,491.10	8,257.36	9,233.74	.00	9,233.74	.00
2021	050	225	7400	.00	7,519.53	5,388.99	2,130.54	.00	2,130.54	.00
DIVISION TOTALS:				.00	188,605.68	93,024.05	95,581.63	.00	95,581.63	.00

050 226
 RUN DATE: 06/10/2022
 RUN TIME: 08.17.50

CITY OF CINCINNATI - DEPARTMENT OF FINANCE
 DIVISION OF ACCOUNTS AND AUDITS
 STATEMENT OF BALANCES
 APPROPRIATED FUNDS
 AS OF 05 / 31 / 2022

PGM ID: CFSFA104
 PAGE: 19

FY	FND	AGY	OBJT	ORIGINAL AUTHORIZATION	ADJUSTED AUTHORIZATION	EXPENDITURES AMOUNT	UNEXPENDED BALANCE	ENCUMBRANCE AMOUNT	UNENCUMBERED BALANCE	PRE-ENCUMBERED AMOUNT
226 Police - Support										
2021	050	226	7200	.00	598,374.70	526,651.01	71,723.69	.00	71,723.69	.00
2021	050	226	7300	.00	318,010.85	286,006.70	32,004.15	.00	32,004.15	.00
2021	050	226	7400	.00	89,524.12	50,711.80	38,812.32	.00	38,812.32	.00
DIVISION TOTALS:				.00	1,005,909.67	863,369.51	142,540.16	.00	142,540.16	.00
227 Police - Administration										
2021	050	227	7200	.00	46,644.09	10,302.84	36,341.25	.00	36,341.25	.00
2021	050	227	7300	.00	56,681.09	44,500.00	12,181.09	.00	12,181.09	.00
2021	050	227	7400	.00	2,638.75	564.13	2,074.62	.00	2,074.62	.00
DIVISION TOTALS:				.00	105,963.93	55,366.97	50,596.96	.00	50,596.96	.00
228 Police - Resource Bureau										
2021	050	228	7200	.00	5,839.00	1,770.97	4,068.03	.00	4,068.03	.00
2021	050	228	7400	.00	200.56	.00	200.56	.00	200.56	.00
DIVISION TOTALS:				.00	6,039.56	1,770.97	4,268.59	.00	4,268.59	.00
DEPARTMENT TOTALS:				.00	3,446,568.19	2,366,738.65	1,079,829.54	592,231.15	487,598.39	.00
PERCENT EXPENDED: 68.7				PERCENT EXPENDED AND ENCUMBERED: 85.9						
230 Dept Of Transportation & Engin										
231 Trans & Eng, Director										
2021	050	231	7200	.00	1,300.00	1,300.00	.00	.00	.00	.00
2021	050	231	7300	.00	4,133.06	2,982.79	1,150.27	.00	1,150.27	.00
DIVISION TOTALS:				.00	5,433.06	4,282.79	1,150.27	.00	1,150.27	.00
232 Div Of Transportation Planning										
2021	050	232	7200	.00	53.33	.00	53.33	.00	53.33	.00
DIVISION TOTALS:				.00	53.33	.00	53.33	.00	53.33	.00
233 Division Of Engineering										
2021	050	233	7200	.00	181.52	149.35	32.17	.00	32.17	.00
2021	050	233	7400	.00	741.98	380.37	361.61	.00	361.61	.00
DIVISION TOTALS:				.00	923.50	529.72	393.78	.00	393.78	.00
239 Division Of Traffic Engineer										
2021	050	239	7200	.00	248,927.41	157,089.61	91,837.80	.00	91,837.80	.00
DIVISION TOTALS:				.00	248,927.41	157,089.61	91,837.80	.00	91,837.80	.00
DEPARTMENT TOTALS:				.00	255,337.30	161,902.12	93,435.18	.00	93,435.18	.00
PERCENT EXPENDED: 63.4				PERCENT EXPENDED AND ENCUMBERED: 63.4						
250 Dept Of Public Services										
251 Office Of The Director										
2021	050	251	7200	.00	7,810.24	2,708.00	5,102.24	.00	5,102.24	.00
2021	050	251	7300	.00	10,350.19	7,847.18	2,503.01	.00	2,503.01	.00
2021	050	251	7400	.00	2,335.96	634.81	1,701.15	.00	1,701.15	.00
DIVISION TOTALS:				.00	20,496.39	11,189.99	9,306.40	.00	9,306.40	.00
253 Div Of Neighborhood Operations										
2021	050	253	7200	.00	418,565.90	300,509.52	118,056.38	.00	118,056.38	.00
2021	050	253	7300	.00	11,352.55	7,864.20	3,488.35	.00	3,488.35	.00
2021	050	253	7400	.00	2,079.89	234.94	1,844.95	.00	1,844.95	.00
DIVISION TOTALS:				.00	431,998.34	308,608.66	123,389.68	.00	123,389.68	.00

050 255
 RUN DATE: 06/10/2022
 RUN TIME: 08.17.50

CITY OF CINCINNATI - DEPARTMENT OF FINANCE
 DIVISION OF ACCOUNTS AND AUDITS
 STATEMENT OF BALANCES
 APPROPRIATED FUNDS
 AS OF 05 / 31 / 2022

PGM ID: CFSFA104
 PAGE: 20

FY	FND	AGY	OBJT	ORIGINAL AUTHORIZATION	ADJUSTED AUTHORIZATION	EXPENDITURES AMOUNT	UNEXPENDED BALANCE	ENCUMBRANCE AMOUNT	UNENCUMBERED BALANCE	PRE-ENCUMBERED AMOUNT
255 Div Of City Facility Mgmt										
2021	050	255	7200	.00	127,977.10	88,902.59	39,074.51	4,063.00	35,011.51	.00
2021	050	255	7300	.00	9,458.80	8,595.38	863.42	826.86	36.56	.00
DIVISION TOTALS:				.00	137,435.90	97,497.97	39,937.93	4,889.86	35,048.07	.00
DEPARTMENT TOTALS:				.00	589,930.63	417,296.62	172,634.01	4,889.86	167,744.15	.00
PERCENT EXPENDED: 70.7				PERCENT EXPENDED AND ENCUMBERED: 71.6						
270 Department Of Fire										
271 Fire - Response										
2021	050	271	7200	.00	261,638.21	179,709.97	81,928.24	24,360.00	57,568.24	.00
2021	050	271	7300	.00	523,970.42	450,914.70	73,055.72	38,365.29	34,690.43	.00
2021	050	271	7400	.00	8,676.76	8,146.97	529.79	.00	529.79	.00
DIVISION TOTALS:				.00	794,285.39	638,771.64	155,513.75	62,725.29	92,788.46	.00
272 Fire - Support Services										
2021	050	272	7200	.00	52,755.43	38,412.42	14,343.01	.00	14,343.01	.00
2021	050	272	7300	.00	571,328.25	458,346.16	112,982.09	106,760.02	6,222.07	.00
2021	050	272	7400	.00	18,070.88	6,521.32	11,549.56	.00	11,549.56	.00
DIVISION TOTALS:				.00	642,154.56	503,279.90	138,874.66	106,760.02	32,114.64	.00
DEPARTMENT TOTALS:				.00	1,436,439.95	1,142,051.54	294,388.41	169,485.31	124,903.10	.00
PERCENT EXPENDED: 79.5				PERCENT EXPENDED AND ENCUMBERED: 91.3						
280										
281 Economic Inclusion										
2021	050	281	7200	.00	302,748.14	197,050.00	105,698.14	102,300.00	3,398.14	.00
2021	050	281	7300	.00	6,019.47	2,971.67	3,047.80	.00	3,047.80	.00
2021	050	281	7400	.00	739,439.05	737,525.70	1,913.35	.00	1,913.35	.00
DIVISION TOTALS:				.00	1,048,206.66	937,547.37	110,659.29	102,300.00	8,359.29	.00
DEPARTMENT TOTALS:				.00	1,048,206.66	937,547.37	110,659.29	102,300.00	8,359.29	.00
PERCENT EXPENDED: 89.4				PERCENT EXPENDED AND ENCUMBERED: 99.2						
920 Employee Benefits (Cont)										
923 State Unemployment Comp										
2021	050	923	7500	.00	409,422.69	79,748.26	329,674.43	.00	329,674.43	.00
DIVISION TOTALS:				.00	409,422.69	79,748.26	329,674.43	.00	329,674.43	.00
928 Tuition Reimbursement										
2021	050	928	7400	.00	99,193.94	2,727.00	96,466.94	96,466.94	.00	.00
DIVISION TOTALS:				.00	99,193.94	2,727.00	96,466.94	96,466.94	.00	.00
DEPARTMENT TOTALS:				.00	508,616.63	82,475.26	426,141.37	96,466.94	329,674.43	.00
PERCENT EXPENDED: 16.2				PERCENT EXPENDED AND ENCUMBERED: 35.2						
940 Govt'Al & Prof'Al Services										
941 Audit And Examiner's Fees										
2021	050	941	7200	.00	54,280.70	47,160.00	7,120.70	.00	7,120.70	.00
DIVISION TOTALS:				.00	54,280.70	47,160.00	7,120.70	.00	7,120.70	.00

050 946
 RUN DATE: 06/10/2022
 RUN TIME: 08.17.50

CITY OF CINCINNATI - DEPARTMENT OF FINANCE
 DIVISION OF ACCOUNTS AND AUDITS
 STATEMENT OF BALANCES
 APPROPRIATED FUNDS
 AS OF 05 / 31 / 2022

PGM ID: CFSFA104
 PAGE: 21

FY	FND	AGY	OBJT	ORIGINAL AUTHORIZATION	ADJUSTED AUTHORIZATION	EXPENDITURES AMOUNT	UNEXPENDED BALANCE	ENCUMBRANCE AMOUNT	UNENCUMBERED BALANCE	PRE-ENCUMBERED AMOUNT
946 Election Expense										
2021	050	946	7200	.00	50,510.00	.00	50,510.00	50,510.00	.00	.00
2021	050	946	7400	.00	39,618.00	.00	39,618.00	39,618.00	.00	.00
DIVISION TOTALS:				.00	90,128.00	.00	90,128.00	90,128.00	.00	.00
DEPARTMENT TOTALS:				.00	144,408.70	47,160.00	97,248.70	90,128.00	7,120.70	.00
PERCENT EXPENDED:				32.7	PERCENT EXPENDED AND ENCUMBERED:					
								95.1		
950 Miscellaneous Accounts										
951 Judgments Against The City										
2021	050	951	7400	.00	62,366.29	61,802.45	563.84	.00	563.84	.00
DIVISION TOTALS:				.00	62,366.29	61,802.45	563.84	.00	563.84	.00
952 Enterprise Software and Licenses										
2021	050	952	7200	.00	10,953.00	10,934.00	19.00	.00	19.00	.00
2021	050	952	7400	.00	2,051,548.31	1,984,573.81	66,974.50	63,158.72	3,815.78	.00
DIVISION TOTALS:				.00	2,062,501.31	1,995,507.81	66,993.50	63,158.72	3,834.78	.00
953 Memberships & Publications										
2021	050	953	7200	.00	25,000.00	25,000.00	.00	.00	.00	.00
DIVISION TOTALS:				.00	25,000.00	25,000.00	.00	.00	.00	.00
959 Manager's Office Obligations										
2021	050	959	7200	.00	46,770.40	1,000.00	45,770.40	.00	45,770.40	.00
DIVISION TOTALS:				.00	46,770.40	1,000.00	45,770.40	.00	45,770.40	.00
DEPARTMENT TOTALS:				.00	2,196,638.00	2,083,310.26	113,327.74	63,158.72	50,169.02	.00
PERCENT EXPENDED:				94.8	PERCENT EXPENDED AND ENCUMBERED:					
								97.7		
960 Miscellaneous Accounts (Cont)										
968 Port Authority Gr Cinti Dev										
2021	050	968	7200	.00	700,000.00	700,000.00	.00	.00	.00	.00
DIVISION TOTALS:				.00	700,000.00	700,000.00	.00	.00	.00	.00
DEPARTMENT TOTALS:				.00	700,000.00	700,000.00	.00	.00	.00	.00
PERCENT EXPENDED:				100.0	PERCENT EXPENDED AND ENCUMBERED:					
								100.0		
101 Water Works FUND										
300 Department Of Water Works										
301 Water Works, Business Service										
2021	101	301	7200	.00	446,822.43	354,793.89	92,028.54	91,806.40	222.14	.00
2021	101	301	7300	.00	66,251.29	53,836.64	12,414.65	496.50	11,918.15	.00
2021	101	301	7400	.00	1,710,323.92	361,332.69	1,348,991.23	1,348,869.23	122.00	.00
DIVISION TOTALS:				.00	2,223,397.64	769,963.22	1,453,434.42	1,441,172.13	12,262.29	.00
302 Water Works, Commercial Services										
2021	101	302	7200	.00	1,373,656.05	289,785.52	1,083,870.53	227,197.85	856,672.68	.00
2021	101	302	7300	.00	38,669.67	1,249.66	37,420.01	3,092.50	34,327.51	.00
2021	101	302	7400	.00	10,686.97	262.20	10,424.77	6,877.80	3,546.97	.00
DIVISION TOTALS:				.00	1,423,012.69	291,297.38	1,131,715.31	237,168.15	894,547.16	.00

101 303
 RUN DATE: 06/10/2022
 RUN TIME: 08.17.50

CITY OF CINCINNATI - DEPARTMENT OF FINANCE
 DIVISION OF ACCOUNTS AND AUDITS
 STATEMENT OF BALANCES
 APPROPRIATED FUNDS
 AS OF 05 / 31 / 2022

PGM ID: CFSFA104
 PAGE: 22

FY	FND	AGY	OBJT	ORIGINAL AUTHORIZATION	ADJUSTED AUTHORIZATION	EXPENDITURES AMOUNT	UNEXPENDED BALANCE	ENCUMBRANCE AMOUNT	UNENCUMBERED BALANCE	PRE-ENCUMBERED AMOUNT
303 Water Works, Div Of Supply										
2021	101	303	7200	.00	2,348,851.44	1,227,168.03	1,121,683.41	739,701.86	381,981.55	.00
2021	101	303	7300	.00	548,481.69	247,347.94	301,133.75	278,866.67	22,267.08	.00
2021	101	303	7400	.00	39,552.64	5,763.07	33,789.57	21,272.42	12,517.15	.00
DIVISION TOTALS:				.00	2,936,885.77	1,480,279.04	1,456,606.73	1,039,840.95	416,765.78	.00
304 Water Works, Div Of Distribution										
2021	101	304	7200	.00	1,154,169.24	628,429.90	525,739.34	300,222.31	225,517.03	.00
2021	101	304	7300	.00	178,587.04	102,909.54	75,677.50	28,697.35	46,980.15	.00
2021	101	304	7400	.00	13,319.40	4,706.73	8,612.67	6,000.67	2,612.00	.00
DIVISION TOTALS:				.00	1,346,075.68	736,046.17	610,029.51	334,920.33	275,109.18	.00
305 Div Of Wtr Quality & Treatment										
2021	101	305	7200	.00	235,830.07	78,451.34	157,378.73	115,315.46	42,063.27	.00
2021	101	305	7300	.00	197,714.97	135,725.90	61,989.07	28,795.86	33,193.21	.00
2021	101	305	7400	.00	7,258.00	2,781.00	4,477.00	.00	4,477.00	.00
DIVISION TOTALS:				.00	440,803.04	216,958.24	223,844.80	144,111.32	79,733.48	.00
306 Water Works, Div Of Engineering										
2021	101	306	7200	.00	24,447.27	20,492.15	3,955.12	3,222.82	732.30	.00
2021	101	306	7300	.00	10,949.41	2,198.62	8,750.79	.00	8,750.79	.00
2021	101	306	7400	.00	1,039.00	922.00	117.00	.00	117.00	.00
DIVISION TOTALS:				.00	36,435.68	23,612.77	12,822.91	3,222.82	9,600.09	.00
307 Water Works, Div Of Info Tech										
2021	101	307	7200	.00	300,781.80	146,313.90	154,467.90	103,137.57	51,330.33	.00
2021	101	307	7300	.00	17,823.16	11,287.77	6,535.39	5,956.69	578.70	.00
2021	101	307	7400	.00	1,367,666.46	1,195,062.96	172,603.50	169,828.12	2,775.38	.00
DIVISION TOTALS:				.00	1,686,271.42	1,352,664.63	333,606.79	278,922.38	54,684.41	.00
309 Water Works Debt Service										
2021	101	309	7700	.00	28,750.00	.00	28,750.00	.00	28,750.00	.00
DIVISION TOTALS:				.00	28,750.00	.00	28,750.00	.00	28,750.00	.00
DEPARTMENT TOTALS:				.00	10,121,631.92	4,870,821.45	5,250,810.47	3,479,358.08	1,771,452.39	.00
PERCENT EXPENDED: 48.1				PERCENT EXPENDED AND ENCUMBERED: 82.5						
102 Parking System Facilities FUND										
130 Department Of Finance										
134 Finance, Treasury										
2021	102	134	7200	.00	9,544.63	870.70	8,673.93	.00	8,673.93	.00
DIVISION TOTALS:				.00	9,544.63	870.70	8,673.93	.00	8,673.93	.00
DEPARTMENT TOTALS:				.00	9,544.63	870.70	8,673.93	.00	8,673.93	.00
PERCENT EXPENDED: 9.1				PERCENT EXPENDED AND ENCUMBERED: 9.1						
240 Dept. Of Enterprise Services										
248 Div Of Parking Facilities										
2021	102	248	7200	.00	978,392.70	278,749.20	699,643.50	.00	699,643.50	.00
2021	102	248	7300	.00	758.92	.00	758.92	.00	758.92	.00
2021	102	248	7400	.00	1,958.35	7.68	1,950.67	.00	1,950.67	.00
DIVISION TOTALS:				.00	981,109.97	278,756.88	702,353.09	.00	702,353.09	.00
DEPARTMENT TOTALS:				.00	981,109.97	278,756.88	702,353.09	.00	702,353.09	.00
PERCENT EXPENDED: 28.4				PERCENT EXPENDED AND ENCUMBERED: 28.4						

102 966
 RUN DATE: 06/10/2022
 RUN TIME: 08.17.50

CITY OF CINCINNATI - DEPARTMENT OF FINANCE
 DIVISION OF ACCOUNTS AND AUDITS
 STATEMENT OF BALANCES
 APPROPRIATED FUNDS
 AS OF 05 / 31 / 2022

PGM ID: CFSFA104
 PAGE: 23

FY	FND	AGY	OBJT	ORIGINAL AUTHORIZATION	ADJUSTED AUTHORIZATION	EXPENDITURES AMOUNT	UNEXPENDED BALANCE	ENCUMBRANCE AMOUNT	UNENCUMBERED BALANCE	PRE-ENCUMBERED AMOUNT
960 Miscellaneous Accounts (Cont)										
966 Cincinnati Music Hall										
2021	102	966	7400	.00	25,000.00	25,000.00	.00	.00	.00	.00
DIVISION TOTALS:				.00	25,000.00	25,000.00	.00	.00	.00	.00
DEPARTMENT TOTALS:				.00	25,000.00	25,000.00	.00	.00	.00	.00
PERCENT EXPENDED: 100.0				PERCENT EXPENDED AND ENCUMBERED: 100.0						
103 Convention-Exposition Center FUND										
240 Dept. Of Enterprise Services										
243 Duke Energy Center										
2021	103	243	7200	.00	282,026.22	.00	282,026.22	.00	282,026.22	.00
DIVISION TOTALS:				.00	282,026.22	.00	282,026.22	.00	282,026.22	.00
DEPARTMENT TOTALS:				.00	282,026.22	.00	282,026.22	.00	282,026.22	.00
PERCENT EXPENDED: .0				PERCENT EXPENDED AND ENCUMBERED: .0						
104 General Aviation FUND										
230 Dept Of Transportation & Engin										
234 Div Of Aviation										
2021	104	234	7200	.00	110,724.01	80,140.79	30,583.22	1,816.53	28,766.69	.00
2021	104	234	7300	.00	8,013.21	633.98	7,379.23	407.56	6,971.67	.00
2021	104	234	7400	.00	1,222.75	325.51	897.24	.00	897.24	.00
DIVISION TOTALS:				.00	119,959.97	81,100.28	38,859.69	2,224.09	36,635.60	.00
DEPARTMENT TOTALS:				.00	119,959.97	81,100.28	38,859.69	2,224.09	36,635.60	.00
PERCENT EXPENDED: 67.6				PERCENT EXPENDED AND ENCUMBERED: 69.5						
105 Municipal Golf FUND										
190 Dept Of Public Recreation										
195 Recreation Golf										
2021	105	195	7200	.00	37,013.61	9,020.73	27,992.88	16,985.50	11,007.38	.00
2021	105	195	7400	.00	6,137.98	2,709.33	3,428.65	3,428.65	.00	.00
DIVISION TOTALS:				.00	43,151.59	11,730.06	31,421.53	20,414.15	11,007.38	.00
DEPARTMENT TOTALS:				.00	43,151.59	11,730.06	31,421.53	20,414.15	11,007.38	.00
PERCENT EXPENDED: 27.2				PERCENT EXPENDED AND ENCUMBERED: 74.5						
107 Stormwater Management FUND										
200 Department Of Parks										
202 Parks, Operations & Facility Mgmt										
2021	107	202	7200	.00	7,000.00	7,000.00	.00	.00	.00	.00
DIVISION TOTALS:				.00	7,000.00	7,000.00	.00	.00	.00	.00
DEPARTMENT TOTALS:				.00	7,000.00	7,000.00	.00	.00	.00	.00
PERCENT EXPENDED: 100.0				PERCENT EXPENDED AND ENCUMBERED: 100.0						

107 212
 RUN DATE: 06/10/2022
 RUN TIME: 08.17.50

CITY OF CINCINNATI - DEPARTMENT OF FINANCE
 DIVISION OF ACCOUNTS AND AUDITS
 STATEMENT OF BALANCES
 APPROPRIATED FUNDS
 AS OF 05 / 31 / 2022

PGM ID: CFSFA104
 PAGE: 24

FY	FND	AGY	OBJT	ORIGINAL AUTHORIZATION	ADJUSTED AUTHORIZATION	EXPENDITURES AMOUNT	UNEXPENDED BALANCE	ENCUMBRANCE AMOUNT	UNENCUMBERED BALANCE	PRE-ENCUMBERED AMOUNT
210 Dept Of Bldgs & Inspections										
212 Bldg & Inspections, Licenses & Permits										
2021	107	212	7100	.00	710.80	710.80	.00	.00	.00	.00
2021	107	212	7200	.00	268,764.87	235,471.36	33,293.51	6,000.00	27,293.51	.00
2021	107	212	7300	.00	1,785.52	.00	1,785.52	.00	1,785.52	.00
DIVISION TOTALS:				.00	271,261.19	236,182.16	35,079.03	6,000.00	29,079.03	.00
DEPARTMENT TOTALS:				.00	271,261.19	236,182.16	35,079.03	6,000.00	29,079.03	.00
PERCENT EXPENDED: 87.1				PERCENT EXPENDED AND ENCUMBERED: 89.3						
250 Dept Of Public Services										
253 Div Of Neighborhood Operations										
2021	107	253	7200	.00	418,366.49	365,024.99	53,341.50	.00	53,341.50	.00
2021	107	253	7300	.00	57,150.47	42,411.43	14,739.04	.00	14,739.04	.00
2021	107	253	7400	.00	.01	.00	.01	.00	.01	.00
DIVISION TOTALS:				.00	475,516.97	407,436.42	68,080.55	.00	68,080.55	.00
DEPARTMENT TOTALS:				.00	475,516.97	407,436.42	68,080.55	.00	68,080.55	.00
PERCENT EXPENDED: 85.7				PERCENT EXPENDED AND ENCUMBERED: 85.7						
310 Open										
311 Stormwater Management Utility										
2021	107	311	7200	.00	1,734,768.84	1,458,909.58	275,859.26	114,133.49	161,725.77	.00
2021	107	311	7300	.00	40,137.16	30,583.54	9,553.62	.00	9,553.62	.00
2021	107	311	7400	.00	32,210.03	25,836.13	6,373.90	4,016.25	2,357.65	.00
2021	107	311	7600	.00	170,319.06	141,546.98	28,772.08	28,772.08	.00	.00
DIVISION TOTALS:				.00	1,977,435.09	1,656,876.23	320,558.86	146,921.82	173,637.04	.00
DEPARTMENT TOTALS:				.00	1,977,435.09	1,656,876.23	320,558.86	146,921.82	173,637.04	.00
PERCENT EXPENDED: 83.8				PERCENT EXPENDED AND ENCUMBERED: 91.2						
151 Bond Retirement - City FUND										
130 Department Of Finance										
134 Finance, Treasury										
2021	151	134	7200	.00	82,888.90	42,473.93	40,414.97	.00	40,414.97	.00
2021	151	134	7300	.00	1,724.64	1,724.64	.00	.00	.00	.00
DIVISION TOTALS:				.00	84,613.54	44,198.57	40,414.97	.00	40,414.97	.00
DEPARTMENT TOTALS:				.00	84,613.54	44,198.57	40,414.97	.00	40,414.97	.00
PERCENT EXPENDED: 52.2				PERCENT EXPENDED AND ENCUMBERED: 52.2						
301 Street Const Maintenance & Rep FUND										
200 Department Of Parks										
202 Parks, Operations & Facility Mgmt										
2021	301	202	7200	.00	10,000.00	10,000.00	.00	.00	.00	.00
2021	301	202	7300	.00	13,853.57	12,432.27	1,421.30	.00	1,421.30	.00
DIVISION TOTALS:				.00	23,853.57	22,432.27	1,421.30	.00	1,421.30	.00
DEPARTMENT TOTALS:				.00	23,853.57	22,432.27	1,421.30	.00	1,421.30	.00
PERCENT EXPENDED: 94.0				PERCENT EXPENDED AND ENCUMBERED: 94.0						

301 238
 RUN DATE: 06/10/2022
 RUN TIME: 08.17.50

CITY OF CINCINNATI - DEPARTMENT OF FINANCE
 DIVISION OF ACCOUNTS AND AUDITS
 STATEMENT OF BALANCES
 APPROPRIATED FUNDS
 AS OF 05 / 31 / 2022

PGM ID: CFSFA104
 PAGE: 25

FY	FND	AGY	OBJT	ORIGINAL AUTHORIZATION	ADJUSTED AUTHORIZATION	EXPENDITURES AMOUNT	UNEXPENDED BALANCE	ENCUMBRANCE AMOUNT	UNENCUMBERED BALANCE	PRE-ENCUMBERED AMOUNT
230 Dept Of Transportation & Engin										
238 Division Of Traffic Services										
2021	301	238	7200	.00	39,927.99	2,291.35	37,636.64	3,382.45	34,254.19	.00
2021	301	238	7300	.00	46,202.12	24,862.10	21,340.02	14,097.06	7,242.96	.00
2021	301	238	7400	.00	443.20	296.29	146.91	.00	146.91	.00
DIVISION TOTALS:				.00	86,573.31	27,449.74	59,123.57	17,479.51	41,644.06	.00
239 Division Of Traffic Engineer										
2021	301	239	7200	.00	232,347.87	28,390.35	203,957.52	.00	203,957.52	.00
DIVISION TOTALS:				.00	232,347.87	28,390.35	203,957.52	.00	203,957.52	.00
DEPARTMENT TOTALS:				.00	318,921.18	55,840.09	263,081.09	17,479.51	245,601.58	.00
PERCENT EXPENDED:				17.5	PERCENT EXPENDED AND ENCUMBERED:					
								23.0		
250 Dept Of Public Services										
252 Traffic And Road Operations										
2021	301	252	7200	.00	630,089.63	111,513.50	518,576.13	430,692.05	87,884.08	.00
2021	301	252	7300	.00	538,698.34	72,366.01	466,332.33	332,630.55	133,701.78	.00
2021	301	252	7400	.00	2,998.35	1,583.88	1,414.47	.00	1,414.47	.00
2021	301	252	7600	.00	100,000.00	41,451.69	58,548.31	58,548.31	.00	.00
DIVISION TOTALS:				.00	1,271,786.32	226,915.08	1,044,871.24	821,870.91	223,000.33	.00
253 Div Of Neighborhood Operations										
2021	301	253	7200	.00	125,492.82	58,439.67	67,053.15	.00	67,053.15	.00
2021	301	253	7300	.00	20,044.31	18,655.94	1,388.37	.00	1,388.37	.00
2021	301	253	7400	.00	307.41	14.26	293.15	.00	293.15	.00
DIVISION TOTALS:				.00	145,844.54	77,109.87	68,734.67	.00	68,734.67	.00
DEPARTMENT TOTALS:				.00	1,417,630.86	304,024.95	1,113,605.91	821,870.91	291,735.00	.00
PERCENT EXPENDED:				21.4	PERCENT EXPENDED AND ENCUMBERED:					
								79.4		
302 Income Tax Infrastructure FUND										
100 Office Of The City Manager										
102 Office Of Budget & Evaluation										
2021	302	102	7400	.00	153.04	25.39	127.65	.00	127.65	.00
DIVISION TOTALS:				.00	153.04	25.39	127.65	.00	127.65	.00
DEPARTMENT TOTALS:				.00	153.04	25.39	127.65	.00	127.65	.00
PERCENT EXPENDED:				16.6	PERCENT EXPENDED AND ENCUMBERED:					
								16.6		
190 Dept Of Public Recreation										
194 Recreation Maintenance										
2021	302	194	7200	.00	4,112.66	.00	4,112.66	.00	4,112.66	.00
2021	302	194	7300	.00	7,922.20	2,974.20	4,948.00	.00	4,948.00	.00
DIVISION TOTALS:				.00	12,034.86	2,974.20	9,060.66	.00	9,060.66	.00
DEPARTMENT TOTALS:				.00	12,034.86	2,974.20	9,060.66	.00	9,060.66	.00
PERCENT EXPENDED:				24.7	PERCENT EXPENDED AND ENCUMBERED:					
								24.7		
230 Dept Of Transportation & Engin										
232 Div Of Transportation Planning										
2021	302	232	7200	.00	18,029.70	4,563.94	13,465.76	.00	13,465.76	.00
2021	302	232	7300	.00	373.02	.00	373.02	.00	373.02	.00
DIVISION TOTALS:				.00	18,402.72	4,563.94	13,838.78	.00	13,838.78	.00

302 233
 RUN DATE: 06/10/2022
 RUN TIME: 08.17.50

CITY OF CINCINNATI - DEPARTMENT OF FINANCE
 DIVISION OF ACCOUNTS AND AUDITS
 STATEMENT OF BALANCES
 APPROPRIATED FUNDS
 AS OF 05 / 31 / 2022

PGM ID: CFSFA104
 PAGE: 26

FY	FND	AGY	OBJT	ORIGINAL AUTHORIZATION	ADJUSTED AUTHORIZATION	EXPENDITURES AMOUNT	UNEXPENDED BALANCE	ENCUMBRANCE AMOUNT	UNENCUMBERED BALANCE	PRE-ENCUMBERED AMOUNT
233 Division Of Engineering										
2021	302	233	7200	.00	644.19	643.99	.20	.00	.20	.00
2021	302	233	7300	.00	2,200.58	358.04	1,842.54	.00	1,842.54	.00
2021	302	233	7400	.00	11,200.00	11,200.00	.00	.00	.00	.00
DIVISION TOTALS:				.00	14,044.77	12,202.03	1,842.74	.00	1,842.74	.00
238 Division of Traffic Services										
2021	302	238	7200	.00	9,877.49	.00	9,877.49	.00	9,877.49	.00
2021	302	238	7300	.00	68,170.47	62,279.44	5,891.03	5,865.59	25.44	.00
2021	302	238	7400	.00	11,251.11	10,275.62	975.49	.00	975.49	.00
DIVISION TOTALS:				.00	89,299.07	72,555.06	16,744.01	5,865.59	10,878.42	.00
239 Division Of Traffic Engineer										
2021	302	239	7300	.00	690.01	240.00	450.01	.00	450.01	.00
2021	302	239	7400	.00	1,250.74	188.82	1,061.92	.00	1,061.92	.00
DIVISION TOTALS:				.00	1,940.75	428.82	1,511.93	.00	1,511.93	.00
DEPARTMENT TOTALS:				.00	123,687.31	89,749.85	33,937.46	5,865.59	28,071.87	.00
PERCENT EXPENDED:				72.6	PERCENT EXPENDED AND ENCUMBERED:					
								77.3		
250 Dept Of Public Services										
251 Office Of The Director										
2021	302	251	7200	.00	18,270.74	17,000.00	1,270.74	.00	1,270.74	.00
2021	302	251	7300	.00	1,101.76	156.50	945.26	.00	945.26	.00
2021	302	251	7400	.00	992.01	198.03	793.98	.00	793.98	.00
DIVISION TOTALS:				.00	20,364.51	17,354.53	3,009.98	.00	3,009.98	.00
252 Traffic And Road Operations										
2021	302	252	7200	.00	83,000.00	21,622.21	61,377.79	61,377.79	.00	.00
2021	302	252	7300	.00	471.86	134.10	337.76	.00	337.76	.00
DIVISION TOTALS:				.00	83,471.86	21,756.31	61,715.55	61,377.79	337.76	.00
255 Div Of City Facility Mgmt										
2021	302	255	7200	.00	143,407.86	133,607.58	9,800.28	5,535.94	4,264.34	.00
2021	302	255	7300	.00	23,544.04	19,014.08	4,529.96	1,385.31	3,144.65	.00
2021	302	255	7400	.00	1,599.87	507.86	1,092.01	.00	1,092.01	.00
DIVISION TOTALS:				.00	168,551.77	153,129.52	15,422.25	6,921.25	8,501.00	.00
DEPARTMENT TOTALS:				.00	272,388.14	192,240.36	80,147.78	68,299.04	11,848.74	.00
PERCENT EXPENDED:				70.6	PERCENT EXPENDED AND ENCUMBERED:					
								95.7		
303 Parking Meter FUND										
130 Department Of Finance										
134 Finance, Treasury										
2021	303	134	7200	.00	5,000.00	.00	5,000.00	.00	5,000.00	.00
DIVISION TOTALS:				.00	5,000.00	.00	5,000.00	.00	5,000.00	.00
DEPARTMENT TOTALS:				.00	5,000.00	.00	5,000.00	.00	5,000.00	.00
PERCENT EXPENDED:				.0	PERCENT EXPENDED AND ENCUMBERED:					
							.0			

303 248
 RUN DATE: 06/10/2022
 RUN TIME: 08.17.50

CITY OF CINCINNATI - DEPARTMENT OF FINANCE
 DIVISION OF ACCOUNTS AND AUDITS
 STATEMENT OF BALANCES
 APPROPRIATED FUNDS
 AS OF 05 / 31 / 2022

PGM ID: CFSFA104
 PAGE: 27

FY	FND	AGY	OBJT	ORIGINAL AUTHORIZATION	ADJUSTED AUTHORIZATION	EXPENDITURES AMOUNT	UNEXPENDED BALANCE	ENCUMBRANCE AMOUNT	UNENCUMBERED BALANCE	PRE-ENCUMBERED AMOUNT
240 Dept. Of Enterprise Services										
248 Div Of Parking Facilities										
2021	303	248	7200	.00	563,336.12	50,407.55	512,928.57	.00	512,928.57	.00
2021	303	248	7300	.00	27,151.03	3,660.00	23,491.03	.00	23,491.03	.00
2021	303	248	7400	.00	153.29	30.73	122.56	.00	122.56	.00
DIVISION TOTALS:				.00	590,640.44	54,098.28	536,542.16	.00	536,542.16	.00
DEPARTMENT TOTALS:				.00	590,640.44	54,098.28	536,542.16	.00	536,542.16	.00
PERCENT EXPENDED:				9.2	PERCENT EXPENDED AND ENCUMBERED:					
								9.2		
306 Municipal Motor Vehicle Lic Tx FUND										
230 Dept Of Transportation & Engin										
238 Division of Traffic Services										
2021	306	238	7300	.00	4,795.00	.00	4,795.00	4,795.00	.00	.00
DIVISION TOTALS:				.00	4,795.00	.00	4,795.00	4,795.00	.00	.00
DEPARTMENT TOTALS:				.00	4,795.00	.00	4,795.00	4,795.00	.00	.00
PERCENT EXPENDED:				.0	PERCENT EXPENDED AND ENCUMBERED:					
								100.0		
250 Dept Of Public Services										
252 Traffic And Road Operations										
2021	306	252	7200	.00	229,179.16	1,075.93	228,103.23	217,000.00	11,103.23	.00
2021	306	252	7300	.00	85,339.89	81,969.01	3,370.88	720.00	2,650.88	.00
2021	306	252	7400	.00	1,557.41	522.57	1,034.84	.00	1,034.84	.00
DIVISION TOTALS:				.00	316,076.46	83,567.51	232,508.95	217,720.00	14,788.95	.00
DEPARTMENT TOTALS:				.00	316,076.46	83,567.51	232,508.95	217,720.00	14,788.95	.00
PERCENT EXPENDED:				26.4	PERCENT EXPENDED AND ENCUMBERED:					
								95.3		
318 Sawyer Point FUND										
200 Department Of Parks										
202 Parks, Operations & Facility Mgmt										
2021	318	202	7200	.00	54,172.80	15,480.50	38,692.30	60.00	38,632.30	.00
2021	318	202	7300	.00	29,154.29	12,128.79	17,025.50	.00	17,025.50	.00
2021	318	202	7400	.00	175.66	175.66	.00	.00	.00	.00
DIVISION TOTALS:				.00	83,502.75	27,784.95	55,717.80	60.00	55,657.80	.00
DEPARTMENT TOTALS:				.00	83,502.75	27,784.95	55,717.80	60.00	55,657.80	.00
PERCENT EXPENDED:				33.3	PERCENT EXPENDED AND ENCUMBERED:					
								33.3		
323 Recreation Special Activities FUND										
190 Dept Of Public Recreation										
191 Recreation West Region										
2021	323	191	7200	.00	8,530.70	1,231.00	7,299.70	.00	7,299.70	.00
2021	323	191	7300	.00	3,920.63	3,875.53	45.10	23.00	22.10	.00
DIVISION TOTALS:				.00	12,451.33	5,106.53	7,344.80	23.00	7,321.80	.00
192 Recreation East Region										
2021	323	192	7200	.00	17,425.09	845.00	16,580.09	2,415.00	14,165.09	.00
2021	323	192	7300	.00	4,950.16	4,898.76	51.40	.00	51.40	.00
DIVISION TOTALS:				.00	22,375.25	5,743.76	16,631.49	2,415.00	14,216.49	.00

323 193
 RUN DATE: 06/10/2022
 RUN TIME: 08.17.50

CITY OF CINCINNATI - DEPARTMENT OF FINANCE
 DIVISION OF ACCOUNTS AND AUDITS
 STATEMENT OF BALANCES
 APPROPRIATED FUNDS
 AS OF 05 / 31 / 2022

PGM ID: CFSFA104
 PAGE: 28

FY	FND	AGY	OBJT	ORIGINAL AUTHORIZATION	ADJUSTED AUTHORIZATION	EXPENDITURES AMOUNT	UNEXPENDED BALANCE	ENCUMBRANCE AMOUNT	UNENCUMBERED BALANCE	PRE-ENCUMBERED AMOUNT
193 Recreation Central Region										
2021	323	193	7200	.00	7,412.71	113.00	7,299.71	.00	7,299.71	.00
2021	323	193	7300	.00	4,081.44	3,594.61	486.83	.00	486.83	.00
DIVISION TOTALS:				.00	11,494.15	3,707.61	7,786.54	.00	7,786.54	.00
197 Recreation Athletics										
2021	323	197	7200	.00	66,042.71	8,164.76	57,877.95	.00	57,877.95	.00
2021	323	197	7300	.00	13,543.84	13,491.74	52.10	.00	52.10	.00
2021	323	197	7400	.00	3,884.95	2,860.00	1,024.95	.00	1,024.95	.00
DIVISION TOTALS:				.00	83,471.50	24,516.50	58,955.00	.00	58,955.00	.00
DEPARTMENT TOTALS:				.00	129,792.23	39,074.40	90,717.83	2,438.00	88,279.83	.00
PERCENT EXPENDED:				30.1	PERCENT EXPENDED AND ENCUMBERED:					
								32.0		
329 Cincinnati Riverfront Park FUND										
200 Department Of Parks										
202 Parks, Operations & Facility Mgmt										
2021	329	202	7200	.00	8,999.32	7,379.50	1,619.82	.00	1,619.82	.00
2021	329	202	7300	.00	30,856.20	21,293.98	9,562.22	.00	9,562.22	.00
DIVISION TOTALS:				.00	39,855.52	28,673.48	11,182.04	.00	11,182.04	.00
203 Parks, Adm & Program Services										
2021	329	203	7200	.00	6,250.00	5,480.00	770.00	770.00	.00	.00
DIVISION TOTALS:				.00	6,250.00	5,480.00	770.00	770.00	.00	.00
DEPARTMENT TOTALS:				.00	46,105.52	34,153.48	11,952.04	770.00	11,182.04	.00
PERCENT EXPENDED:				74.1	PERCENT EXPENDED AND ENCUMBERED:					
								75.7		
347 Hazard Abatement Fund FUND										
210 Dept Of Bldgs & Inspections										
212 Bldg & Inspections, Licenses & Permits										
2021	347	212	7200	.00	86,382.24	11,012.95	75,369.29	75,269.29	100.00	.00
2021	347	212	7300	.00	9,970.50	9,970.50	.00	.00	.00	.00
DIVISION TOTALS:				.00	96,352.74	20,983.45	75,369.29	75,269.29	100.00	.00
DEPARTMENT TOTALS:				.00	96,352.74	20,983.45	75,369.29	75,269.29	100.00	.00
PERCENT EXPENDED:				21.8	PERCENT EXPENDED AND ENCUMBERED:					
								99.9		
364 911 Cell Phone Fees FUND										
090 Enterprise Technology Solution										
091 Enterprise Technology Solutions										
2021	364	091	7200	.00	598.00	598.00	.00	.00	.00	.00
2021	364	091	7400	.00	166.05	166.05	.00	.00	.00	.00
DIVISION TOTALS:				.00	764.05	764.05	.00	.00	.00	.00
DEPARTMENT TOTALS:				.00	764.05	764.05	.00	.00	.00	.00
PERCENT EXPENDED:				100.0	PERCENT EXPENDED AND ENCUMBERED:					
								100.0		

364 103
 RUN DATE: 06/10/2022
 RUN TIME: 08.17.50

CITY OF CINCINNATI - DEPARTMENT OF FINANCE
 DIVISION OF ACCOUNTS AND AUDITS
 STATEMENT OF BALANCES
 APPROPRIATED FUNDS
 AS OF 05 / 31 / 2022

PGM ID: CFSFA104
 PAGE: 29

FY	FND	AGY	OBJT	ORIGINAL AUTHORIZATION	ADJUSTED AUTHORIZATION	EXPENDITURES AMOUNT	UNEXPENDED BALANCE	ENCUMBRANCE AMOUNT	UNENCUMBERED BALANCE	PRE-ENCUMBERED AMOUNT
100 Office Of The City Manager										
103 Emergency Communications										
2021	364	103	7200	.00	23,400.00	16,372.68	7,027.32	2,000.00	5,027.32	.00
2021	364	103	7300	.00	433,613.40	332,004.69	101,608.71	100,000.01	1,608.70	.00
2021	364	103	7400	.00	51,750.00	1,785.60	49,964.40	49,750.00	214.40	.00
DIVISION TOTALS:				.00	508,763.40	350,162.97	158,600.43	151,750.01	6,850.42	.00
DEPARTMENT TOTALS:				.00	508,763.40	350,162.97	158,600.43	151,750.01	6,850.42	.00
PERCENT EXPENDED: 68.8				PERCENT EXPENDED AND ENCUMBERED: 98.7						
377 Citizen Safety FUND										
250 Dept Of Public Services										
253 Div Of Neighborhood Operations										
2021	377	253	7200	.00	31,266.08	26,324.56	4,941.52	.00	4,941.52	.00
DIVISION TOTALS:				.00	31,266.08	26,324.56	4,941.52	.00	4,941.52	.00
DEPARTMENT TOTALS:				.00	31,266.08	26,324.56	4,941.52	.00	4,941.52	.00
PERCENT EXPENDED: 84.2				PERCENT EXPENDED AND ENCUMBERED: 84.2						
395 Community Health Center FUND										
260 Department Of Public Health										
264 Primary Health Care - S.P.										
2021	395	264	7200	.00	210.00	107.50	102.50	.00	102.50	.00
2021	395	264	7300	.00	74.70	.00	74.70	74.70	.00	.00
DIVISION TOTALS:				.00	284.70	107.50	177.20	74.70	102.50	.00
265 Primary Health Care - H.C.										
2021	395	265	7200	.00	767,538.22	260,048.12	507,490.10	46,182.98	461,307.12	.00
2021	395	265	7300	.00	208,653.57	48,788.35	159,865.22	24,567.88	135,297.34	.00
2021	395	265	7400	.00	289,668.85	67,124.51	222,544.34	72,360.00	150,184.34	.00
DIVISION TOTALS:				.00	1,265,860.64	375,960.98	889,899.66	143,110.86	746,788.80	.00
266 School & Adolescent Health										
2021	395	266	7200	.00	177,903.00	35,981.71	141,921.29	6,907.35	135,013.94	.00
2021	395	266	7300	.00	32,754.52	7,355.02	25,399.50	16,284.18	9,115.32	.00
2021	395	266	7400	.00	59,015.90	13,543.19	45,472.71	.00	45,472.71	.00
DIVISION TOTALS:				.00	269,673.42	56,879.92	212,793.50	23,191.53	189,601.97	.00
DEPARTMENT TOTALS:				.00	1,535,818.76	432,948.40	1,102,870.36	166,377.09	936,493.27	.00
PERCENT EXPENDED: 28.2				PERCENT EXPENDED AND ENCUMBERED: 39.0						
416 Cincinnati Health District FUND										
260 Department Of Public Health										
261 Health, Office Of The Commissioner										
2021	416	261	7200	.00	2,759.13	.00	2,759.13	2,000.00	759.13	.00
2021	416	261	7300	.00	780.03	9.45	770.58	.00	770.58	.00
2021	416	261	7400	.00	3,734.49	1,704.67	2,029.82	.00	2,029.82	.00
DIVISION TOTALS:				.00	7,273.65	1,714.12	5,559.53	2,000.00	3,559.53	.00

416 262
 RUN DATE: 06/10/2022
 RUN TIME: 08.17.50

CITY OF CINCINNATI - DEPARTMENT OF FINANCE
 DIVISION OF ACCOUNTS AND AUDITS
 STATEMENT OF BALANCES
 APPROPRIATED FUNDS
 AS OF 05 / 31 / 2022

PGM ID: CFSFA104
 PAGE: 30

FY	FND	AGY	OBJT	ORIGINAL AUTHORIZATION	ADJUSTED AUTHORIZATION	EXPENDITURES AMOUNT	UNEXPENDED BALANCE	ENCUMBRANCE AMOUNT	UNENCUMBERED BALANCE	PRE-ENCUMBERED AMOUNT
262 Health, Technical Resources										
2021	416	262	7200	.00	44,729.54	3,104.38	41,625.16	613.75	41,011.41	.00
2021	416	262	7300	.00	46,273.60	36,939.84	9,333.76	3,445.00	5,888.76	.00
2021	416	262	7400	.00	393.58	53.76	339.82	.00	339.82	.00
DIVISION TOTALS:				.00	91,396.72	40,097.98	51,298.74	4,058.75	47,239.99	.00
263 Div Of Community Health										
2021	416	263	7200	.00	9,564.41	1,183.91	8,380.50	1,721.03	6,659.47	.00
2021	416	263	7300	.00	2,918.42	.00	2,918.42	414.00	2,504.42	.00
2021	416	263	7400	.00	125.49	125.49	.00	.00	.00	.00
DIVISION TOTALS:				.00	12,608.32	1,309.40	11,298.92	2,135.03	9,163.89	.00
264 Primary Health Care - S.P.										
2021	416	264	7200	.00	5,796.82	4,882.52	914.30	152.32	761.98	.00
2021	416	264	7300	.00	29,400.00	27,298.30	2,101.70	.00	2,101.70	.00
DIVISION TOTALS:				.00	35,196.82	32,180.82	3,016.00	152.32	2,863.68	.00
265 Primary Health Care - H.C.										
2021	416	265	7200	.00	420.94	.00	420.94	.00	420.94	.00
2021	416	265	7300	.00	756.60	756.60	.00	.00	.00	.00
DIVISION TOTALS:				.00	1,177.54	756.60	420.94	.00	420.94	.00
266 School & Adolescent Health										
2021	416	266	7200	.00	1,775.39	1,032.00	743.39	.00	743.39	.00
DIVISION TOTALS:				.00	1,775.39	1,032.00	743.39	.00	743.39	.00
DEPARTMENT TOTALS:				.00	149,428.44	77,090.92	72,337.52	8,346.10	63,991.42	.00
PERCENT EXPENDED: 51.6				PERCENT EXPENDED AND ENCUMBERED: 57.2						
449 Cinti Area Geographic Info Sys FUND										
090 Enterprise Technology Solution										
092 ETS-CAGIS										
2021	449	092	7300	.00	25,571.80	22,071.80	3,500.00	.00	3,500.00	.00
2021	449	092	7400	.00	85,300.18	37,225.63	48,074.55	46,960.56	1,113.99	.00
DIVISION TOTALS:				.00	110,871.98	59,297.43	51,574.55	46,960.56	4,613.99	.00
DEPARTMENT TOTALS:				.00	110,871.98	59,297.43	51,574.55	46,960.56	4,613.99	.00
PERCENT EXPENDED: 53.5				PERCENT EXPENDED AND ENCUMBERED: 95.8						
455 Streetcar Operations FUND										
230 Dept Of Transportation & Engin										
236 Division of Streetcar Operations										
2021	455	236	7200	.00	766,356.13	643,225.43	123,130.70	.00	123,130.70	.00
2021	455	236	7400	.00	401.05	244.97	156.08	.00	156.08	.00
DIVISION TOTALS:				.00	766,757.18	643,470.40	123,286.78	.00	123,286.78	.00
DEPARTMENT TOTALS:				.00	766,757.18	643,470.40	123,286.78	.00	123,286.78	.00
PERCENT EXPENDED: 83.9				PERCENT EXPENDED AND ENCUMBERED: 83.9						

457 093
 RUN DATE: 06/10/2022
 RUN TIME: 08.17.50

CITY OF CINCINNATI - DEPARTMENT OF FINANCE
 DIVISION OF ACCOUNTS AND AUDITS
 STATEMENT OF BALANCES
 APPROPRIATED FUNDS
 AS OF 05 / 31 / 2022

PGM ID: CFSFA104
 PAGE: 31

FY	FND	AGY	OBJT	ORIGINAL AUTHORIZATION	ADJUSTED AUTHORIZATION	EXPENDITURES AMOUNT	UNEXPENDED BALANCE	ENCUMBRANCE AMOUNT	UNENCUMBERED BALANCE	PRE-ENCUMBERED AMOUNT
457 CLEAR FUND										
090 Enterprise Technology Solution										
093 ETS-CLEAR										
2021	457	093	7200	.00	214,735.46	40,684.56	174,050.90	96,373.00	77,677.90	.00
2021	457	093	7300	.00	2,880.03	.00	2,880.03	380.03	2,500.00	.00
2021	457	093	7400	.00	11,073.97	6,923.97	4,150.00	.00	4,150.00	.00
DIVISION TOTALS:				.00	228,689.46	47,608.53	181,080.93	96,753.03	84,327.90	.00
DEPARTMENT TOTALS:				.00	228,689.46	47,608.53	181,080.93	96,753.03	84,327.90	.00
PERCENT EXPENDED: 20.8				PERCENT EXPENDED AND ENCUMBERED: 63.1						
701 Metropolitan Sewer District FUND										
410 Dept. of Sewers Director's Off										
410 Dept. of Sewers Director's Office										
2021	701	410	7100	.00	1,762,738.00	984,565.55	778,172.45	.00	778,172.45	.00
2021	701	410	7200	.00	1,012,825.18	440,704.19	572,120.99	45,497.97	526,623.02	.00
2021	701	410	7300	.00	33,376.27	6,960.49	26,415.78	1,000.00	25,415.78	.00
2021	701	410	7400	.00	431,180.00	71,503.00	359,677.00	.00	359,677.00	.00
2021	701	410	7500	.00	675,835.00	300,980.23	374,854.77	.00	374,854.77	.00
DIVISION TOTALS:				.00	3,915,954.45	1,804,713.46	2,111,240.99	46,497.97	2,064,743.02	.00
DEPARTMENT TOTALS:				.00	3,915,954.45	1,804,713.46	2,111,240.99	46,497.97	2,064,743.02	.00
PERCENT EXPENDED: 46.1				PERCENT EXPENDED AND ENCUMBERED: 47.3						
420 MSD Div Of Wastewater Engineer										
420 MSD Div Of Wastewater Engineering										
2021	701	420	7100	.00	5,985,643.00	3,035,038.24	2,950,604.76	.00	2,950,604.76	.00
2021	701	420	7200	.00	683,671.58	261,895.35	421,776.23	.00	421,776.23	.00
2021	701	420	7300	.00	184,271.77	71,106.80	113,164.97	9,273.56	103,891.41	.00
2021	701	420	7400	.00	261,317.78	10,934.38	250,383.40	.00	250,383.40	31,285.93
2021	701	420	7500	.00	2,014,894.00	1,141,709.45	873,184.55	.00	873,184.55	.00
DIVISION TOTALS:				.00	9,129,798.13	4,520,684.22	4,609,113.91	9,273.56	4,599,840.35	31,285.93
DEPARTMENT TOTALS:				.00	9,129,798.13	4,520,684.22	4,609,113.91	9,273.56	4,599,840.35	31,285.93
PERCENT EXPENDED: 49.5				PERCENT EXPENDED AND ENCUMBERED: 49.6						
430 MSD Div Of Wastewater Admin										
430 MSD Div Of Wastewater Admin										
2021	701	430	7100	.00	3,368,896.00	1,702,903.92	1,665,992.08	4,000.00	1,661,992.08	.00
2021	701	430	7200	.00	7,548,705.68	3,307,066.44	4,241,639.24	55.00	4,241,584.24	.00
2021	701	430	7300	.00	36,956.56	7,269.25	29,687.31	2,444.00	27,243.31	.00
2021	701	430	7400	.00	69,499.09	19,651.42	49,847.67	.00	49,847.67	.00
2021	701	430	7500	.00	1,162,981.00	499,074.51	663,906.49	3,500.00	660,406.49	.00
DIVISION TOTALS:				.00	12,187,038.33	5,535,965.54	6,651,072.79	9,999.00	6,641,073.79	.00

701 431
 RUN DATE: 06/10/2022
 RUN TIME: 08.17.50

CITY OF CINCINNATI - DEPARTMENT OF FINANCE
 DIVISION OF ACCOUNTS AND AUDITS
 STATEMENT OF BALANCES
 APPROPRIATED FUNDS
 AS OF 05 / 31 / 2022

PGM ID: CFSFA104
 PAGE: 32

FY	FND	AGY	OBJT	ORIGINAL AUTHORIZATION	ADJUSTED AUTHORIZATION	EXPENDITURES AMOUNT	UNEXPENDED BALANCE	ENCUMBRANCE AMOUNT	UNENCUMBERED BALANCE	PRE-ENCUMBERED AMOUNT
431 MSD Division of Information Technology										
2021	701	431	7100	.00	1,897,110.00	1,036,437.47	860,672.53	.00	860,672.53	.00
2021	701	431	7200	.00	1,890,117.15	1,193,423.20	696,693.95	22,424.60	674,269.35	.00
2021	701	431	7300	.00	102,987.96	40,003.88	62,984.08	.00	62,984.08	.00
2021	701	431	7400	.00	2,365,799.54	892,022.04	1,473,777.50	.00	1,473,777.50	26,542.00
2021	701	431	7500	.00	665,555.00	349,768.68	315,786.32	.00	315,786.32	.00
DIVISION TOTALS:				.00	6,921,569.65	3,511,655.27	3,409,914.38	22,424.60	3,387,489.78	26,542.00
DEPARTMENT TOTALS:				.00	19,108,607.98	9,047,620.81	10,060,987.17	32,423.60	10,028,563.57	26,542.00
PERCENT EXPENDED:				47.3	PERCENT EXPENDED AND ENCUMBERED: 47.5					
440 MSD Div Of Wastewater Treatmen										
441 MSD Office Of Superintendent										
2021	701	441	7100	.00	1,629,245.00	842,411.57	786,833.43	.00	786,833.43	.00
2021	701	441	7200	.00	85,333.20	35,422.26	49,910.94	.00	49,910.94	.00
2021	701	441	7300	.00	28,102.05	12,588.71	15,513.34	.00	15,513.34	.00
2021	701	441	7400	.00	940.00	.00	940.00	.00	940.00	.00
2021	701	441	7500	.00	686,866.00	370,494.85	316,371.15	.00	316,371.15	.00
DIVISION TOTALS:				.00	2,430,486.25	1,260,917.39	1,169,568.86	.00	1,169,568.86	.00
442 MSD Millcreek Section										
2021	701	442	7100	.00	4,540,043.00	2,578,580.99	1,961,462.01	.00	1,961,462.01	.00
2021	701	442	7200	.00	11,059,369.13	4,771,872.86	6,287,496.27	830,027.05	5,457,469.22	.00
2021	701	442	7300	.00	6,036,681.30	2,949,260.52	3,087,420.78	87,288.82	3,000,131.96	.00
2021	701	442	7400	.00	146,617.21	58,176.35	88,440.86	1,605.01	86,835.85	.00
2021	701	442	7500	.00	1,690,497.00	841,754.73	848,742.27	.00	848,742.27	.00
DIVISION TOTALS:				.00	23,473,207.64	11,199,645.45	12,273,562.19	918,920.88	11,354,641.31	.00
443 MSD Little Miami Section										
2021	701	443	7100	.00	1,718,198.00	931,367.58	786,830.42	.00	786,830.42	.00
2021	701	443	7200	.00	4,926,329.65	2,306,558.63	2,619,771.02	25,507.33	2,594,263.69	.00
2021	701	443	7300	.00	1,141,419.90	574,762.16	566,657.74	9,152.84	557,504.90	.00
2021	701	443	7400	.00	111,105.00	25,986.90	85,118.10	.00	85,118.10	.00
2021	701	443	7500	.00	654,633.00	307,149.31	347,483.69	.00	347,483.69	.00
DIVISION TOTALS:				.00	8,551,685.55	4,145,824.58	4,405,860.97	34,660.17	4,371,200.80	.00
444 MSD Muddy Creek Section										
2021	701	444	7100	.00	1,222,610.00	579,604.70	643,005.30	.00	643,005.30	.00
2021	701	444	7200	.00	1,785,207.04	934,355.61	850,851.43	2,291.30	848,560.13	.00
2021	701	444	7300	.00	702,274.62	386,439.16	315,835.46	20,191.11	295,644.35	.00
2021	701	444	7400	.00	31,230.00	19,257.68	11,972.32	.00	11,972.32	.00
2021	701	444	7500	.00	520,896.00	228,784.99	292,111.01	.00	292,111.01	.00
DIVISION TOTALS:				.00	4,262,217.66	2,148,442.14	2,113,775.52	22,482.41	2,091,293.11	.00
445 MSD Sycamore Section										
2021	701	445	7100	.00	1,000,869.00	499,865.39	501,003.61	.00	501,003.61	.00
2021	701	445	7200	.00	1,178,394.78	646,558.44	531,836.34	1,160.00	530,676.34	.00
2021	701	445	7300	.00	533,505.96	215,143.24	318,362.72	24,225.00	294,137.72	.00
2021	701	445	7400	.00	20,060.00	12,070.35	7,989.65	.00	7,989.65	.00
2021	701	445	7500	.00	497,698.00	192,213.11	305,484.89	.00	305,484.89	.00
DIVISION TOTALS:				.00	3,230,527.74	1,565,850.53	1,664,677.21	25,385.00	1,639,292.21	.00

701 446
 RUN DATE: 06/10/2022
 RUN TIME: 08.17.50

CITY OF CINCINNATI - DEPARTMENT OF FINANCE
 DIVISION OF ACCOUNTS AND AUDITS
 STATEMENT OF BALANCES
 APPROPRIATED FUNDS
 AS OF 05 / 31 / 2022

PGM ID: CFSFA104
 PAGE: 33

FY	FND	AGY	OBJT	ORIGINAL AUTHORIZATION	ADJUSTED AUTHORIZATION	EXPENDITURES AMOUNT	UNEXPENDED BALANCE	ENCUMBRANCE AMOUNT	UNENCUMBERED BALANCE	PRE-ENCUMBERED AMOUNT
446 MSD Taylor Creek Section										
2021	701	446	7100	.00	804,268.00	446,672.24	357,595.76	.00	357,595.76	.00
2021	701	446	7200	.00	977,935.53	541,602.42	436,333.11	5,520.00	430,813.11	.00
2021	701	446	7300	.00	328,703.10	159,857.24	168,845.86	357.97	168,487.89	.00
2021	701	446	7400	.00	15,600.00	8,461.81	7,138.19	.00	7,138.19	.00
2021	701	446	7500	.00	243,594.00	99,940.34	143,653.66	.00	143,653.66	.00
DIVISION TOTALS:				.00	2,370,100.63	1,256,534.05	1,113,566.58	5,877.97	1,107,688.61	.00
447 MSD Polk Run Section										
2021	701	447	7100	.00	597,746.00	304,993.90	292,752.10	.00	292,752.10	.00
2021	701	447	7200	.00	729,443.61	372,105.38	357,338.23	16,315.10	341,023.13	.00
2021	701	447	7300	.00	226,112.30	101,434.89	124,677.41	140.25	124,537.16	.00
2021	701	447	7400	.00	9,185.00	5,992.81	3,192.19	.00	3,192.19	.00
2021	701	447	7500	.00	254,381.00	111,089.32	143,291.68	.00	143,291.68	.00
DIVISION TOTALS:				.00	1,816,867.91	895,616.30	921,251.61	16,455.35	904,796.26	.00
449 MSD Maintenance Section										
2021	701	449	7100	.00	4,379,058.00	2,435,855.88	1,943,202.12	.00	1,943,202.12	.00
2021	701	449	7200	.00	405,232.06	219,920.40	185,311.66	18,226.27	167,085.39	.00
2021	701	449	7300	.00	468,524.14	231,072.67	237,451.47	341.96	237,109.51	.00
2021	701	449	7400	.00	1,366,222.97	1,283,287.61	82,935.36	.00	82,935.36	.00
2021	701	449	7500	.00	1,733,850.00	854,746.40	879,103.60	.00	879,103.60	.00
DIVISION TOTALS:				.00	8,352,887.17	5,024,882.96	3,328,004.21	18,568.23	3,309,435.98	.00
DEPARTMENT TOTALS:				.00	54,487,980.55	27,497,713.40	26,990,267.15	1,042,350.01	25,947,917.14	.00
PERCENT EXPENDED: 50.5				PERCENT EXPENDED AND ENCUMBERED: 52.4						
450 MSD Div Of Wastewater Collecti										
450 MSD Div Of Wastewater Collection										
2021	701	450	7100	.00	8,498,688.00	4,692,255.13	3,806,432.87	.00	3,806,432.87	.00
2021	701	450	7200	.00	9,322,392.31	2,690,291.15	6,632,101.16	1,414,535.80	5,217,565.36	.00
2021	701	450	7300	.00	4,032,422.56	1,651,971.08	2,380,451.48	30,914.05	2,349,537.43	.00
2021	701	450	7400	.00	133,948.45	42,969.56	90,978.89	937.10	90,041.79	.00
2021	701	450	7500	.00	3,982,476.00	1,676,476.93	2,305,999.07	.00	2,305,999.07	.00
DIVISION TOTALS:				.00	25,969,927.32	10,753,963.85	15,215,963.47	1,446,386.95	13,769,576.52	.00
DEPARTMENT TOTALS:				.00	25,969,927.32	10,753,963.85	15,215,963.47	1,446,386.95	13,769,576.52	.00
PERCENT EXPENDED: 41.4				PERCENT EXPENDED AND ENCUMBERED: 47.0						
460 MSD Div Of Industrial Waste										
460 MSD Div Of Industrial Waste										
2021	701	460	7100	.00	3,980,456.00	2,050,715.89	1,929,740.11	.00	1,929,740.11	.00
2021	701	460	7200	.00	2,744,742.27	1,011,227.46	1,733,514.81	232,918.22	1,500,596.59	.00
2021	701	460	7300	.00	878,549.41	403,664.25	474,885.16	45,218.06	429,667.10	.00
2021	701	460	7400	.00	33,372.42	6,852.34	26,520.08	.00	26,520.08	.00
2021	701	460	7500	.00	1,657,204.00	723,871.53	933,332.47	.00	933,332.47	.00
DIVISION TOTALS:				.00	9,294,324.10	4,196,331.47	5,097,992.63	278,136.28	4,819,856.35	.00
DEPARTMENT TOTALS:				.00	9,294,324.10	4,196,331.47	5,097,992.63	278,136.28	4,819,856.35	.00
PERCENT EXPENDED: 45.1				PERCENT EXPENDED AND ENCUMBERED: 48.1						

701 470
 RUN DATE: 06/10/2022
 RUN TIME: 08.17.50

CITY OF CINCINNATI - DEPARTMENT OF FINANCE
 DIVISION OF ACCOUNTS AND AUDITS
 STATEMENT OF BALANCES
 APPROPRIATED FUNDS
 AS OF 05 / 31 / 2022

PGM ID: CFSFA104
 PAGE: 34

FY	FND	AGY	OBJT	ORIGINAL AUTHORIZATION	ADJUSTED AUTHORIZATION	EXPENDITURES AMOUNT	UNEXPENDED BALANCE	ENCUMBRANCE AMOUNT	UNENCUMBERED BALANCE	PRE-ENCUMBERED AMOUNT
470 MSD Watershed Operations										
470 MSD Watershed Operations										
2021	701	470	7100	.00	2,287,383.00	1,204,053.58	1,083,329.42	.00	1,083,329.42	.00
2021	701	470	7200	.00	6,038,729.28	3,196,673.11	2,842,056.17	369,218.28	2,472,837.89	.00
2021	701	470	7300	.00	1,571,267.82	773,528.79	797,739.03	96,404.96	701,334.07	.00
2021	701	470	7400	.00	396,075.99	77,421.26	318,654.73	.00	318,654.73	.00
2021	701	470	7500	.00	960,707.00	511,949.33	448,757.67	.00	448,757.67	.00
DIVISION TOTALS:				.00	11,254,163.09	5,763,626.07	5,490,537.02	465,623.24	5,024,913.78	.00
DEPARTMENT TOTALS:				.00	11,254,163.09	5,763,626.07	5,490,537.02	465,623.24	5,024,913.78	.00
PERCENT EXPENDED: 51.2				PERCENT EXPENDED AND ENCUMBERED: 55.4						
480 MSD SBU Program										
480 MSD SBU Program										
2021	701	480	7100	.00	669,061.00	267,708.51	401,352.49	.00	401,352.49	.00
2021	701	480	7200	.00	11,556,367.17	6,232,499.48	5,323,867.69	88,195.92	5,235,671.77	.00
2021	701	480	7300	.00	74,753.00	.00	74,753.00	.00	74,753.00	.00
2021	701	480	7400	.00	2,137,824.80	466,900.10	1,670,924.70	.00	1,670,924.70	.00
2021	701	480	7500	.00	259,913.00	95,672.14	164,240.86	.00	164,240.86	.00
DIVISION TOTALS:				.00	14,697,918.97	7,062,780.23	7,635,138.74	88,195.92	7,546,942.82	.00
DEPARTMENT TOTALS:				.00	14,697,918.97	7,062,780.23	7,635,138.74	88,195.92	7,546,942.82	.00
PERCENT EXPENDED: 48.1				PERCENT EXPENDED AND ENCUMBERED: 48.7						
490 MSD Debt Service										
490 MSD Debt Service										
2021	701	490	7700	.00	83,872,209.58	41,506,047.26	42,366,162.32	.00	42,366,162.32	.00
DIVISION TOTALS:				.00	83,872,209.58	41,506,047.26	42,366,162.32	.00	42,366,162.32	.00
DEPARTMENT TOTALS:				.00	83,872,209.58	41,506,047.26	42,366,162.32	.00	42,366,162.32	.00
PERCENT EXPENDED: 49.5				PERCENT EXPENDED AND ENCUMBERED: 49.5						
940 Govt'Al & Prof'Al Services										
944 General Fund Overhead										
2021	701	944	7200	.00	2,657,210.00	2,505,040.00	152,170.00	.00	152,170.00	.00
DIVISION TOTALS:				.00	2,657,210.00	2,505,040.00	152,170.00	.00	152,170.00	.00
DEPARTMENT TOTALS:				.00	2,657,210.00	2,505,040.00	152,170.00	.00	152,170.00	.00
PERCENT EXPENDED: 94.3				PERCENT EXPENDED AND ENCUMBERED: 94.3						
980 Capital Outlay Accounts										
981 Motorized & Construction Equip										
2021	701	981	7600	.00	3,034,929.71	979,889.00	2,055,040.71	682,909.71	1,372,131.00	.00
DIVISION TOTALS:				.00	3,034,929.71	979,889.00	2,055,040.71	682,909.71	1,372,131.00	.00
982 Office & Technical Equip										
2021	701	982	7600	.00	2,517,730.56	1,195,817.78	1,321,912.78	101,447.00	1,220,465.78	.00
DIVISION TOTALS:				.00	2,517,730.56	1,195,817.78	1,321,912.78	101,447.00	1,220,465.78	.00
DEPARTMENT TOTALS:				.00	5,552,660.27	2,175,706.78	3,376,953.49	784,356.71	2,592,596.78	.00
PERCENT EXPENDED: 39.2				PERCENT EXPENDED AND ENCUMBERED: 53.3						

050 011
 RUN DATE: 06/10/2022
 RUN TIME: 08.17.50

CITY OF CINCINNATI - DEPARTMENT OF FINANCE
 DIVISION OF ACCOUNTS AND AUDITS
 STATEMENT OF BALANCES
 APPROPRIATED FUNDS
 AS OF 05 / 31 / 2022

PGM ID: CFSFA104
 PAGE: 35

FY	FND	AGY	OBJT	ORIGINAL AUTHORIZATION	ADJUSTED AUTHORIZATION	EXPENDITURES AMOUNT	UNEXPENDED BALANCE	ENCUMBRANCE AMOUNT	UNENCUMBERED BALANCE	PRE-ENCUMBERED AMOUNT
050 General FUND										
010 City Council										
011 Councilmember G. Landsman										
2022	050	011	7100	122,690.00	122,690.00	95,835.74	26,854.26	.00	26,854.26	.00
2022	050	011	7200	4,940.00	4,940.00	718.44	4,221.56	.00	4,221.56	.00
DIVISION TOTALS:				127,630.00	127,630.00	96,554.18	31,075.82	.00	31,075.82	.00
012 Councilmember L Keating										
2022	050	012	7100	122,690.00	122,690.00	88,916.17	33,773.83	.00	33,773.83	.00
2022	050	012	7200	4,940.00	4,940.00	643.55	4,296.45	.00	4,296.45	.00
DIVISION TOTALS:				127,630.00	127,630.00	89,559.72	38,070.28	.00	38,070.28	.00
015 Councilmember D. Mann										
2022	050	015	7100	122,690.00	62,520.19	59,865.93	2,654.26	.00	2,654.26	.00
2022	050	015	7200	4,940.00	989.32	796.00	193.32	.00	193.32	.00
2022	050	015	7300	.00	1,528.00	1,419.28	108.72	.00	108.72	.00
DIVISION TOTALS:				127,630.00	65,037.51	62,081.21	2,956.30	.00	2,956.30	.00
016 Councilmember C. Seelbach										
2022	050	016	7100	122,690.00	62,520.19	58,442.92	4,077.27	.00	4,077.27	.00
2022	050	016	7200	4,940.00	2,517.32	561.00	1,956.32	.00	1,956.32	.00
DIVISION TOTALS:				127,630.00	65,037.51	59,003.92	6,033.59	.00	6,033.59	.00
017 Councilmember W. Young										
2022	050	017	7100	122,690.00	63,420.19	63,232.00	188.19	.00	188.19	.00
2022	050	017	7200	4,940.00	1,617.32	984.21	633.11	.00	633.11	.00
DIVISION TOTALS:				127,630.00	65,037.51	64,216.21	821.30	.00	821.30	.00
018 Councilmember J. Cramerding										
2022	050	018	7100	.00	60,169.81	38,213.38	21,956.43	.00	21,956.43	.00
2022	050	018	7200	.00	2,422.68	1,140.32	1,282.36	.00	1,282.36	.00
DIVISION TOTALS:				.00	62,592.49	39,353.70	23,238.79	.00	23,238.79	.00
019 City Council										
2022	050	019	7100	564,250.00	574,450.00	574,432.23	17.77	.00	17.77	.00
2022	050	019	7500	500,390.00	490,190.00	446,131.26	44,058.74	.00	44,058.74	.00
DIVISION TOTALS:				1,064,640.00	1,064,640.00	1,020,563.49	44,076.51	.00	44,076.51	.00
021 Councilmember R. Harris										
2022	050	021	7100	.00	60,169.81	41,451.93	18,717.88	.00	18,717.88	.00
2022	050	021	7200	.00	2,422.68	1,007.52	1,415.16	.00	1,415.16	.00
DIVISION TOTALS:				.00	62,592.49	42,459.45	20,133.04	.00	20,133.04	.00
022 Councilmember M. Jeffreys										
2022	050	022	7100	.00	60,169.81	43,077.12	17,092.69	.00	17,092.69	.00
2022	050	022	7200	.00	2,422.68	1,441.27	981.41	.00	981.41	.00
DIVISION TOTALS:				.00	62,592.49	44,518.39	18,074.10	.00	18,074.10	.00
023 Councilmember S. Johnson										
2022	050	023	7100	.00	60,169.81	34,346.18	25,823.63	.00	25,823.63	.00
2022	050	023	7200	.00	2,422.68	844.83	1,577.85	.00	1,577.85	.00
DIVISION TOTALS:				.00	62,592.49	35,191.01	27,401.48	.00	27,401.48	.00

050 024
 RUN DATE: 06/10/2022
 RUN TIME: 08.17.50

CITY OF CINCINNATI - DEPARTMENT OF FINANCE
 DIVISION OF ACCOUNTS AND AUDITS
 STATEMENT OF BALANCES
 APPROPRIATED FUNDS
 AS OF 05 / 31 / 2022

PGM ID: CFSFA104
 PAGE: 36

FY	FND	AGY	OBJT	ORIGINAL AUTHORIZATION	ADJUSTED AUTHORIZATION	EXPENDITURES AMOUNT	UNEXPENDED BALANCE	ENCUMBRANCE AMOUNT	UNENCUMBERED BALANCE	PRE-ENCUMBERED AMOUNT
024 Councilmember C. Smitherman										
2022	050	024	7100	122,690.00	62,520.19	51,451.11	11,069.08	.00	11,069.08	.00
2022	050	024	7200	4,940.00	2,517.32	1,289.95	1,227.37	.00	1,227.37	.00
DIVISION TOTALS:				127,630.00	65,037.51	52,741.06	12,296.45	.00	12,296.45	.00
025 Councilmember M. Owens										
2022	050	025	7100	.00	60,169.81	43,384.57	16,785.24	.00	16,785.24	.00
2022	050	025	7200	.00	2,422.68	1,346.43	1,076.25	.00	1,076.25	.00
DIVISION TOTALS:				.00	62,592.49	44,731.00	17,861.49	.00	17,861.49	.00
026 Councilmember S Goodin										
2022	050	026	7100	122,690.00	62,520.19	56,266.24	6,253.95	.00	6,253.95	.00
2022	050	026	7200	4,940.00	2,517.32	870.36	1,646.96	.00	1,646.96	.00
DIVISION TOTALS:				127,630.00	65,037.51	57,136.60	7,900.91	.00	7,900.91	.00
027 Councilmember V. Parks										
2022	050	027	7100	.00	60,169.81	30,985.63	29,184.18	.00	29,184.18	.00
2022	050	027	7200	.00	2,422.68	1,510.27	912.41	.00	912.41	.00
DIVISION TOTALS:				.00	62,592.49	32,495.90	30,096.59	.00	30,096.59	.00
028 Councilmember B. Sundermann										
2022	050	028	7100	122,690.00	64,732.19	64,732.00	.19	.00	.19	.00
2022	050	028	7200	4,940.00	305.32	304.65	.67	.00	.67	.00
DIVISION TOTALS:				127,630.00	65,037.51	65,036.65	.86	.00	.86	.00
029 Councilmember J. Kearney										
2022	050	029	7100	122,690.00	122,690.00	91,059.03	31,630.97	.00	31,630.97	.00
2022	050	029	7200	4,940.00	4,940.00	1,304.66	3,635.34	.00	3,635.34	.00
DIVISION TOTALS:				127,630.00	127,630.00	92,363.69	35,266.31	.00	35,266.31	.00
031 Office Of The Mayor										
2022	050	031	7100	652,140.00	652,140.00	486,522.17	165,617.83	.00	165,617.83	.00
2022	050	031	7200	10,940.00	9,440.00	7,336.21	2,103.79	.00	2,103.79	.00
2022	050	031	7300	5,470.00	5,470.00	389.16	5,080.84	.00	5,080.84	.00
2022	050	031	7400	.00	1,500.00	591.39	908.61	.00	908.61	.00
2022	050	031	7500	239,670.00	239,670.00	143,874.32	95,795.68	.00	95,795.68	.00
DIVISION TOTALS:				908,220.00	908,220.00	638,713.25	269,506.75	.00	269,506.75	.00
041 Office Of The Clerk Of Council										
2022	050	041	7100	394,350.00	394,350.00	318,937.11	75,412.89	.00	75,412.89	.00
2022	050	041	7200	114,210.00	100,210.00	74,166.94	26,043.06	1,799.10	24,243.96	.00
2022	050	041	7300	8,780.00	17,780.00	12,488.82	5,291.18	1,773.06	3,518.12	.00
2022	050	041	7400	21,540.00	26,540.00	19,603.51	6,936.49	5,974.36	962.13	.00
2022	050	041	7500	134,660.00	134,660.00	112,281.85	22,378.15	.00	22,378.15	.00
DIVISION TOTALS:				673,540.00	673,540.00	537,478.23	136,061.77	9,546.52	126,515.25	.00
DEPARTMENT TOTALS:				3,795,070.00	3,795,070.00	3,074,197.66	720,872.34	9,546.52	711,325.82	.00
PERCENT EXPENDED:				81.0	PERCENT EXPENDED AND ENCUMBERED:					
					81.3					

050 091
 RUN DATE: 06/10/2022
 RUN TIME: 08.17.50

CITY OF CINCINNATI - DEPARTMENT OF FINANCE
 DIVISION OF ACCOUNTS AND AUDITS
 STATEMENT OF BALANCES
 APPROPRIATED FUNDS
 AS OF 05 / 31 / 2022

PGM ID: CFSFA104
 PAGE: 37

FY	FND	AGY	OBJT	ORIGINAL AUTHORIZATION	ADJUSTED AUTHORIZATION	EXPENDITURES AMOUNT	UNEXPENDED BALANCE	ENCUMBRANCE AMOUNT	UNENCUMBERED BALANCE	PRE-ENCUMBERED AMOUNT
090 Enterprise Technology Solution										
091 Enterprise Technology Solutions										
2022	050	091	7100	4,153,060.00	4,266,922.00	3,842,691.84	424,230.16	.00	424,230.16	.00
2022	050	091	7200	253,320.00	279,165.00	194,366.44	84,798.56	55,976.81	28,821.75	2,340.00
2022	050	091	7300	68,170.00	25,799.00	17,006.58	8,792.42	8,104.11	688.31	.00
2022	050	091	7400	330,210.00	346,736.00	345,614.03	1,121.97	1,121.90	.07	.00
2022	050	091	7500	1,344,600.00	1,397,683.00	1,256,750.45	140,932.55	.00	140,932.55	.00
DIVISION TOTALS:				6,149,360.00	6,316,305.00	5,656,429.34	659,875.66	65,202.82	594,672.84	2,340.00
DEPARTMENT TOTALS:				6,149,360.00	6,316,305.00	5,656,429.34	659,875.66	65,202.82	594,672.84	2,340.00
PERCENT EXPENDED:				89.6	PERCENT EXPENDED AND ENCUMBERED: 90.6					
100 Office Of The City Manager										
101 City Manager's Office										
2022	050	101	7100	2,290,520.00	2,207,520.00	1,996,704.59	210,815.41	.00	210,815.41	.00
2022	050	101	7200	1,248,540.00	3,447,820.00	1,420,005.41	2,027,814.59	1,414,398.36	613,416.23	.00
2022	050	101	7300	27,920.00	767,920.00	473,933.83	293,986.17	293,217.57	768.60	.00
2022	050	101	7400	7,822,610.00	8,057,320.00	7,515,477.89	541,842.11	453,908.19	87,933.92	.00
2022	050	101	7500	762,880.00	762,880.00	632,671.44	130,208.56	.00	130,208.56	.00
DIVISION TOTALS:				12,152,470.00	15,243,460.00	12,038,793.16	3,204,666.84	2,161,524.12	1,043,142.72	.00
102 Office Of Budget & Evaluation										
2022	050	102	7100	646,380.00	646,380.00	542,056.28	104,323.72	.00	104,323.72	.00
2022	050	102	7200	71,100.00	41,100.00	10,995.01	30,104.99	.00	30,104.99	.00
2022	050	102	7300	2,350.00	2,350.00	75.38	2,274.62	.00	2,274.62	.00
2022	050	102	7400	2,260.00	2,260.00	564.80	1,695.20	390.20	1,305.00	.00
2022	050	102	7500	209,910.00	209,910.00	170,853.34	39,056.66	.00	39,056.66	.00
DIVISION TOTALS:				932,000.00	902,000.00	724,544.81	177,455.19	390.20	177,064.99	.00
103 Emergency Communications										
2022	050	103	7100	8,901,540.00	8,628,786.00	7,190,172.60	1,438,613.40	.00	1,438,613.40	.00
2022	050	103	7200	108,470.00	122,470.00	68,401.84	54,068.16	9,319.22	44,748.94	5,000.00
2022	050	103	7300	34,860.00	53,860.00	34,473.32	19,386.68	5,319.97	14,066.71	.00
2022	050	103	7400	17,110.00	31,110.00	19,515.93	11,594.07	726.85	10,867.22	.00
2022	050	103	7500	4,013,180.00	3,907,934.00	2,743,502.86	1,164,431.14	.00	1,164,431.14	.00
DIVISION TOTALS:				13,075,160.00	12,744,160.00	10,056,066.55	2,688,093.45	15,366.04	2,672,727.41	5,000.00
104 Office Of Environment & Sustainability										
2022	050	104	7100	547,670.00	547,670.00	448,477.90	99,192.10	.00	99,192.10	.00
2022	050	104	7200	1,633,440.00	1,849,069.00	1,525,755.75	323,313.25	220,061.58	103,251.67	.00
2022	050	104	7300	14,120.00	14,120.00	4,717.33	9,402.67	1,502.37	7,900.30	.00
2022	050	104	7400	124,670.00	265,241.00	76,946.57	188,294.43	187,337.78	956.65	.00
2022	050	104	7500	200,310.00	200,310.00	144,867.85	55,442.15	.00	55,442.15	.00
DIVISION TOTALS:				2,520,210.00	2,876,410.00	2,200,765.40	675,644.60	408,901.73	266,742.87	.00
107 Procurement										
2022	050	107	7100	750,850.00	747,685.00	553,449.55	194,235.45	.00	194,235.45	.00
2022	050	107	7200	23,580.00	23,580.00	7,139.44	16,440.56	9,399.41	7,041.15	.00
2022	050	107	7300	89,600.00	89,600.00	3,963.78	85,636.22	560.28	85,075.94	.00
2022	050	107	7400	102,830.00	102,830.00	97,779.38	5,050.62	229.47	4,821.15	.00
2022	050	107	7500	234,110.00	237,275.00	230,980.69	6,294.31	.00	6,294.31	.00
DIVISION TOTALS:				1,200,970.00	1,200,970.00	893,312.84	307,657.16	10,189.16	297,468.00	.00

050 108
 RUN DATE: 06/10/2022
 RUN TIME: 08.17.50

CITY OF CINCINNATI - DEPARTMENT OF FINANCE
 DIVISION OF ACCOUNTS AND AUDITS
 STATEMENT OF BALANCES
 APPROPRIATED FUNDS
 AS OF 05 / 31 / 2022

PGM ID: CFSFA104
 PAGE: 38

FY	FND	AGY	OBJT	ORIGINAL AUTHORIZATION	ADJUSTED AUTHORIZATION	EXPENDITURES AMOUNT	UNEXPENDED BALANCE	ENCUMBRANCE AMOUNT	UNENCUMBERED BALANCE	PRE-ENCUMBERED AMOUNT
108 Dept of Performance & Data Analytics										
2022	050	108	7100	1,006,690.00	986,690.00	720,665.55	266,024.45	.00	266,024.45	.00
2022	050	108	7200	77,520.00	170,240.00	29,024.71	141,215.29	.00	141,215.29	.00
2022	050	108	7300	12,380.00	11,380.00	8,586.82	2,793.18	916.49	1,876.69	.00
2022	050	108	7400	900.00	4,180.00	3,687.21	492.79	.00	492.79	6,000.00
2022	050	108	7500	284,090.00	284,090.00	205,398.32	78,691.68	.00	78,691.68	.00
DIVISION TOTALS:				1,381,580.00	1,456,580.00	967,362.61	489,217.39	916.49	488,300.90	6,000.00
109 Internal Audit										
2022	050	109	7100	330,850.00	330,850.00	252,113.09	78,736.91	.00	78,736.91	.00
2022	050	109	7200	10,740.00	10,040.00	6,492.32	3,547.68	131.36	3,416.32	.00
2022	050	109	7300	1,630.00	2,030.00	1,015.42	1,014.58	880.08	134.50	.00
2022	050	109	7400	1,510.00	1,810.00	1,774.33	35.67	.00	35.67	.00
2022	050	109	7500	127,720.00	127,720.00	95,853.65	31,866.35	.00	31,866.35	.00
DIVISION TOTALS:				472,450.00	472,450.00	357,248.81	115,201.19	1,011.44	114,189.75	.00
DEPARTMENT TOTALS:				31,734,840.00	34,896,030.00	27,238,094.18	7,657,935.82	2,598,299.18	5,059,636.64	11,000.00
PERCENT EXPENDED:				78.1	PERCENT EXPENDED AND ENCUMBERED:					
								85.5		
110 Department Of Law										
111 Civil										
2022	050	111	7100	3,341,640.00	3,587,760.00	3,126,713.93	461,046.07	.00	461,046.07	.00
2022	050	111	7200	313,030.00	500,680.00	344,588.55	156,091.45	95,750.55	60,340.90	.00
2022	050	111	7300	28,340.00	28,340.00	15,340.12	12,999.88	2,055.38	10,944.50	.00
2022	050	111	7400	177,330.00	205,430.00	192,759.62	12,670.38	4,026.35	8,644.03	.00
2022	050	111	7500	1,280,730.00	1,280,730.00	1,218,529.13	62,200.87	.00	62,200.87	.00
DIVISION TOTALS:				5,141,070.00	5,602,940.00	4,897,931.35	705,008.65	101,832.28	603,176.37	.00
112 Administrative Hearings & Prosecution										
2022	050	112	7100	2,580,710.00	2,520,710.00	2,141,631.44	379,078.56	.00	379,078.56	.00
2022	050	112	7200	95,240.00	88,240.00	50,954.07	37,285.93	2,600.00	34,685.93	.00
2022	050	112	7300	16,140.00	16,140.00	15,154.52	985.48	.00	985.48	.00
2022	050	112	7400	24,590.00	31,590.00	24,044.97	7,545.03	7,081.29	463.74	.00
2022	050	112	7500	881,680.00	881,680.00	721,068.50	160,611.50	.00	160,611.50	.00
DIVISION TOTALS:				3,598,360.00	3,538,360.00	2,952,853.50	585,506.50	9,681.29	575,825.21	.00
DEPARTMENT TOTALS:				8,739,430.00	9,141,300.00	7,850,784.85	1,290,515.15	111,513.57	1,179,001.58	.00
PERCENT EXPENDED:				85.9	PERCENT EXPENDED AND ENCUMBERED:					
								87.1		
120 Department Of Human Resources										
121 Department Of Human Resources										
2022	050	121	7100	1,632,750.00	1,545,250.00	1,247,196.07	298,053.93	.00	298,053.93	.00
2022	050	121	7200	358,600.00	443,837.00	248,458.21	195,378.79	135,590.10	59,788.69	.00
2022	050	121	7300	22,600.00	22,600.00	18,703.89	3,896.11	1,526.67	2,369.44	.00
2022	050	121	7400	14,760.00	34,760.00	32,793.83	1,966.17	1,560.17	406.00	.00
2022	050	121	7500	544,420.00	497,420.00	417,890.26	79,529.74	.00	79,529.74	.00
DIVISION TOTALS:				2,573,130.00	2,543,867.00	1,965,042.26	578,824.74	138,676.94	440,147.80	.00
DEPARTMENT TOTALS:				2,573,130.00	2,543,867.00	1,965,042.26	578,824.74	138,676.94	440,147.80	.00
PERCENT EXPENDED:				77.2	PERCENT EXPENDED AND ENCUMBERED:					
								82.7		

050 131
 RUN DATE: 06/10/2022
 RUN TIME: 08.17.50

CITY OF CINCINNATI - DEPARTMENT OF FINANCE
 DIVISION OF ACCOUNTS AND AUDITS
 STATEMENT OF BALANCES
 APPROPRIATED FUNDS
 AS OF 05 / 31 / 2022

PGM ID: CFSFA104
 PAGE: 39

FY	FND	AGY	OBJT	ORIGINAL AUTHORIZATION	ADJUSTED AUTHORIZATION	EXPENDITURES AMOUNT	UNEXPENDED BALANCE	ENCUMBRANCE AMOUNT	UNENCUMBERED BALANCE	PRE-ENCUMBERED AMOUNT
130 Department Of Finance										
131 Finance, Office Of Director										
2022	050	131	7100	266,730.00	266,730.00	244,432.95	22,297.05	.00	22,297.05	.00
2022	050	131	7200	12,770.00	10,043.00	5,129.49	4,913.51	.00	4,913.51	.00
2022	050	131	7300	2,630.00	2,630.00	1,046.93	1,583.07	.00	1,583.07	.00
2022	050	131	7400	4,510.00	7,237.00	2,454.10	4,782.90	109.90	4,673.00	.00
2022	050	131	7500	68,260.00	81,660.00	79,511.21	2,148.79	.00	2,148.79	.00
DIVISION TOTALS:				354,900.00	368,300.00	332,574.68	35,725.32	109.90	35,615.42	.00
133 Finance, Accounts & Audits										
2022	050	133	7100	1,170,740.00	981,740.00	865,822.42	115,917.58	.00	115,917.58	.00
2022	050	133	7200	91,160.00	91,160.00	55,379.53	35,780.47	89.29	35,691.18	.00
2022	050	133	7300	15,550.00	15,550.00	3,940.44	11,609.56	2,606.28	9,003.28	.00
2022	050	133	7400	12,610.00	12,610.00	4,705.21	7,904.79	1,437.43	6,467.36	.00
2022	050	133	7500	392,500.00	314,112.00	257,058.99	57,053.01	.00	57,053.01	.00
DIVISION TOTALS:				1,682,560.00	1,415,172.00	1,186,906.59	228,265.41	4,133.00	224,132.41	.00
134 Finance, Treasury										
2022	050	134	7100	699,280.00	639,280.00	592,113.55	47,166.45	.00	47,166.45	.00
2022	050	134	7200	227,240.00	227,240.00	28,324.51	198,915.49	91,708.66	107,206.83	.00
2022	050	134	7300	39,160.00	39,160.00	9,444.58	29,715.42	4,426.56	25,288.86	.00
2022	050	134	7400	7,950.00	7,950.00	6,416.26	1,533.74	33.68	1,500.06	.00
2022	050	134	7500	254,430.00	254,430.00	228,090.10	26,339.90	.00	26,339.90	.00
DIVISION TOTALS:				1,228,060.00	1,168,060.00	864,389.00	303,671.00	96,168.90	207,502.10	.00
135 Finance, Risk Management										
2022	050	135	7300	1,000.00	1,000.00	.00	1,000.00	.00	1,000.00	.00
2022	050	135	7400	582,770.00	582,770.00	.00	582,770.00	.00	582,770.00	.00
DIVISION TOTALS:				583,770.00	583,770.00	.00	583,770.00	.00	583,770.00	.00
136 Finance, Income Tax										
2022	050	136	7100	2,258,950.00	2,258,950.00	1,854,867.82	404,082.18	.00	404,082.18	.00
2022	050	136	7200	192,750.00	183,547.00	27,218.22	156,328.78	2,976.00	153,352.78	.00
2022	050	136	7300	13,750.00	13,750.00	12,491.23	1,258.77	117.64	1,141.13	.00
2022	050	136	7400	163,950.00	173,153.00	143,492.66	29,660.34	27,677.53	1,982.81	.00
2022	050	136	7500	785,110.00	785,110.00	686,791.23	98,318.77	.00	98,318.77	.00
DIVISION TOTALS:				3,414,510.00	3,414,510.00	2,724,861.16	689,648.84	30,771.17	658,877.67	.00
DEPARTMENT TOTALS:				7,263,800.00	6,949,812.00	5,108,731.43	1,841,080.57	131,182.97	1,709,897.60	.00
PERCENT EXPENDED:				73.5	PERCENT EXPENDED AND ENCUMBERED:					
							75.4			
160 Community Developmt										
161 Comm Dvlp, Office Of The Director										
2022	050	161	7100	363,470.00	348,470.00	305,474.88	42,995.12	.00	42,995.12	.00
2022	050	161	7200	77,600.00	202,600.00	117,385.86	85,214.14	13,900.00	71,314.14	.00
2022	050	161	7300	15,050.00	15,050.00	1,416.21	13,633.79	12,130.38	1,503.41	.00
2022	050	161	7400	1,429,460.00	1,754,460.00	483,447.67	1,271,012.33	1,144,932.65	126,079.68	.00
2022	050	161	7500	132,580.00	132,580.00	129,820.48	2,759.52	.00	2,759.52	.00
DIVISION TOTALS:				2,018,160.00	2,453,160.00	1,037,545.10	1,415,614.90	1,170,963.03	244,651.87	.00
162 Comm Dvlp, Division Of Housing Devel										
2022	050	162	7100	71,880.00	71,880.00	44,422.68	27,457.32	.00	27,457.32	.00
2022	050	162	7200	5,050.00	5,050.00	655.48	4,394.52	3,300.00	1,094.52	.00
2022	050	162	7400	645,000.00	645,000.00	575,541.25	69,458.75	28,958.75	40,500.00	.00
2022	050	162	7500	15,870.00	15,870.00	15,314.48	555.52	.00	555.52	.00
DIVISION TOTALS:				737,800.00	737,800.00	635,933.89	101,866.11	32,258.75	69,607.36	.00

050 164
 RUN DATE: 06/10/2022
 RUN TIME: 08.17.50

CITY OF CINCINNATI - DEPARTMENT OF FINANCE
 DIVISION OF ACCOUNTS AND AUDITS
 STATEMENT OF BALANCES
 APPROPRIATED FUNDS
 AS OF 05 / 31 / 2022

PGM ID: CFSFA104
 PAGE: 40

FY	FND	AGY	OBJT	ORIGINAL AUTHORIZATION	ADJUSTED AUTHORIZATION	EXPENDITURES AMOUNT	UNEXPENDED BALANCE	ENCUMBRANCE AMOUNT	UNENCUMBERED BALANCE	PRE-ENCUMBERED AMOUNT
164 Division Of Community Devel										
2022	050	164	7100	595,910.00	726,410.00	420,881.55	305,528.45	.00	305,528.45	.00
2022	050	164	7200	178,360.00	320,760.00	136,336.49	184,423.51	68,696.81	115,726.70	.00
2022	050	164	7300	15,000.00	15,500.00	.00	15,500.00	13,711.04	1,788.96	.00
2022	050	164	7400	830,245.00	830,245.00	392,867.27	437,377.73	254,088.90	183,288.83	.00
2022	050	164	7500	193,000.00	193,000.00	57,654.00	135,346.00	.00	135,346.00	.00
DIVISION TOTALS:				1,812,515.00	2,085,915.00	1,007,739.31	1,078,175.69	336,496.75	741,678.94	.00
DEPARTMENT TOTALS:				4,568,475.00	5,276,875.00	2,681,218.30	2,595,656.70	1,539,718.53	1,055,938.17	.00
PERCENT EXPENDED:				50.8	PERCENT EXPENDED AND ENCUMBERED:					
								80.0		
170 Department Of Planning & Build										
171 City Planning										
2022	050	171	7100	362,690.00	676,022.00	539,641.97	136,380.03	.00	136,380.03	.00
2022	050	171	7200	28,810.00	38,891.00	25,495.78	13,395.22	.00	13,395.22	.00
2022	050	171	7300	6,640.00	10,990.00	4,845.34	6,144.66	5,260.71	883.95	.00
2022	050	171	7400	5,130.00	14,599.00	6,273.66	8,325.34	8,325.22	.12	.00
2022	050	171	7500	138,550.00	323,150.00	178,626.00	144,524.00	.00	144,524.00	.00
DIVISION TOTALS:				541,820.00	1,063,652.00	754,882.75	308,769.25	13,585.93	295,183.32	.00
DEPARTMENT TOTALS:				541,820.00	1,063,652.00	754,882.75	308,769.25	13,585.93	295,183.32	.00
PERCENT EXPENDED:				71.0	PERCENT EXPENDED AND ENCUMBERED:					
								72.2		
180 Citizens' Complaint Authority										
181 Citizens' Complaint Authority										
2022	050	181	7100	679,240.00	715,430.00	593,831.69	121,598.31	.00	121,598.31	.00
2022	050	181	7200	36,590.00	86,490.00	40,581.11	45,908.89	9,309.24	36,599.65	.00
2022	050	181	7300	14,290.00	20,090.00	7,821.04	12,268.96	9,100.53	3,168.43	.00
2022	050	181	7400	3,160.00	4,160.00	2,302.18	1,857.82	357.82	1,500.00	.00
2022	050	181	7500	206,800.00	223,646.00	194,244.65	29,401.35	.00	29,401.35	.00
DIVISION TOTALS:				940,080.00	1,049,816.00	838,780.67	211,035.33	18,767.59	192,267.74	.00
DEPARTMENT TOTALS:				940,080.00	1,049,816.00	838,780.67	211,035.33	18,767.59	192,267.74	.00
PERCENT EXPENDED:				79.9	PERCENT EXPENDED AND ENCUMBERED:					
								81.7		
190 Dept Of Public Recreation										
191 Recreation West Region										
2022	050	191	7100	2,106,480.00	1,883,480.00	1,587,211.57	296,268.43	.00	296,268.43	.00
2022	050	191	7200	392,440.00	482,940.00	372,179.61	110,760.39	67,568.41	43,191.98	.00
2022	050	191	7300	64,940.00	92,440.00	57,812.15	34,627.85	1,746.47	32,881.38	.00
2022	050	191	7400	10,010.00	10,010.00	8,006.03	2,003.97	521.96	1,482.01	.00
2022	050	191	7500	644,370.00	634,370.00	501,439.62	132,930.38	.00	132,930.38	.00
DIVISION TOTALS:				3,218,240.00	3,103,240.00	2,526,648.98	576,591.02	69,836.84	506,754.18	.00
192 Recreation East Region										
2022	050	192	7100	1,563,100.00	1,522,100.00	1,342,172.43	179,927.57	.00	179,927.57	.00
2022	050	192	7200	308,090.00	341,090.00	269,843.25	71,246.75	47,951.77	23,294.98	.00
2022	050	192	7300	72,450.00	75,550.00	51,176.46	24,373.54	6,651.18	17,722.36	.00
2022	050	192	7400	11,320.00	13,720.00	11,330.07	2,389.93	764.00	1,625.93	.00
2022	050	192	7500	475,930.00	473,930.00	398,562.61	75,367.39	.00	75,367.39	.00
DIVISION TOTALS:				2,430,890.00	2,426,390.00	2,073,084.82	353,305.18	55,366.95	297,938.23	.00

050 193
 RUN DATE: 06/10/2022
 RUN TIME: 08.17.50

CITY OF CINCINNATI - DEPARTMENT OF FINANCE
 DIVISION OF ACCOUNTS AND AUDITS
 STATEMENT OF BALANCES
 APPROPRIATED FUNDS
 AS OF 05 / 31 / 2022

PGM ID: CFSFA104
 PAGE: 41

FY	FND	AGY	OBJT	ORIGINAL AUTHORIZATION	ADJUSTED AUTHORIZATION	EXPENDITURES AMOUNT	UNEXPENDED BALANCE	ENCUMBRANCE AMOUNT	UNENCUMBERED BALANCE	PRE-ENCUMBERED AMOUNT
193 Recreation Central Region										
2022	050	193	7100	1,979,970.00	1,932,470.00	1,497,066.25	435,403.75	.00	435,403.75	.00
2022	050	193	7200	310,090.00	411,690.00	317,546.87	94,143.13	84,084.02	10,059.11	.00
2022	050	193	7300	190,830.00	144,730.00	51,197.82	93,532.18	4,910.47	88,621.71	16,741.00
2022	050	193	7400	8,960.00	9,460.00	7,995.41	1,464.59	564.36	900.23	.00
2022	050	193	7500	685,640.00	685,640.00	508,765.56	176,874.44	.00	176,874.44	.00
DIVISION TOTALS:				3,175,490.00	3,183,990.00	2,382,571.91	801,418.09	89,558.85	711,859.24	16,741.00
194 Recreation Maintenance										
2022	050	194	7100	1,770,540.00	1,710,540.00	1,672,569.08	37,970.92	.00	37,970.92	.00
2022	050	194	7200	472,920.00	490,920.00	439,919.46	51,000.54	47,724.10	3,276.44	.00
2022	050	194	7300	517,820.00	561,820.00	445,130.28	116,689.72	113,421.79	3,267.93	.00
2022	050	194	7400	26,100.00	24,100.00	12,591.61	11,508.39	4,296.24	7,212.15	.00
2022	050	194	7500	665,930.00	662,930.00	643,385.06	19,544.94	.00	19,544.94	.00
DIVISION TOTALS:				3,453,310.00	3,450,310.00	3,213,595.49	236,714.51	165,442.13	71,272.38	.00
197 Recreation Athletics										
2022	050	197	7100	2,333,640.00	2,259,280.00	1,295,483.29	963,796.71	.00	963,796.71	.00
2022	050	197	7200	331,380.00	450,665.00	343,544.66	107,120.34	50,692.71	56,427.63	.00
2022	050	197	7300	57,040.00	48,755.00	36,109.60	12,645.40	11,371.27	1,274.13	.00
2022	050	197	7400	19,030.00	5,030.00	1,819.11	3,210.89	154.01	3,056.88	.00
2022	050	197	7500	465,260.00	465,260.00	253,092.29	212,167.71	.00	212,167.71	.00
DIVISION TOTALS:				3,206,350.00	3,228,990.00	1,930,048.95	1,298,941.05	62,217.99	1,236,723.06	.00
199 Recreation Administration										
2022	050	199	7100	1,781,140.00	1,676,140.00	1,502,446.88	173,693.12	.00	173,693.12	.00
2022	050	199	7200	115,810.00	130,310.00	95,007.85	35,302.15	29,524.82	5,777.33	.00
2022	050	199	7300	25,110.00	19,675.00	14,527.73	5,147.27	2,560.42	2,586.85	.00
2022	050	199	7400	32,250.00	40,185.00	34,861.51	5,323.49	714.43	4,609.06	.00
2022	050	199	7500	630,860.00	630,860.00	543,677.60	87,182.40	.00	87,182.40	.00
2022	050	199	7600	25,600.00	25,600.00	.00	25,600.00	.00	25,600.00	.00
DIVISION TOTALS:				2,610,770.00	2,522,770.00	2,190,521.57	332,248.43	32,799.67	299,448.76	.00
DEPARTMENT TOTALS:				18,095,050.00	17,915,690.00	14,316,471.72	3,599,218.28	475,222.43	3,123,995.85	16,741.00
PERCENT EXPENDED:				79.9	PERCENT EXPENDED AND ENCUMBERED:					
							82.6			
200 Department Of Parks										
201 Parks, Office Of The Director										
2022	050	201	7100	411,290.00	411,290.00	292,477.06	118,812.94	.00	118,812.94	.00
2022	050	201	7500	143,430.00	143,430.00	68,175.27	75,254.73	.00	75,254.73	.00
DIVISION TOTALS:				554,720.00	554,720.00	360,652.33	194,067.67	.00	194,067.67	.00
202 Parks, Operations & Facility Mgmt										
2022	050	202	7100	2,669,170.00	2,619,170.00	2,338,007.20	281,162.80	.00	281,162.80	.00
2022	050	202	7200	1,193,300.00	1,127,300.00	862,653.69	264,646.31	193,800.29	70,846.02	8,535.00
2022	050	202	7300	777,090.00	759,370.00	553,922.51	205,447.49	175,956.31	29,491.18	.00
2022	050	202	7400	700,420.00	784,140.00	764,186.88	19,953.12	15,987.96	3,965.16	.00
2022	050	202	7500	1,049,880.00	1,049,880.00	765,835.33	284,044.67	.00	284,044.67	.00
2022	050	202	7600	.00	22,000.00	.00	22,000.00	.00	22,000.00	.00
DIVISION TOTALS:				6,389,860.00	6,361,860.00	5,284,605.61	1,077,254.39	385,744.56	691,509.83	8,535.00

050 203
 RUN DATE: 06/10/2022
 RUN TIME: 08.17.50

CITY OF CINCINNATI - DEPARTMENT OF FINANCE
 DIVISION OF ACCOUNTS AND AUDITS
 STATEMENT OF BALANCES
 APPROPRIATED FUNDS
 AS OF 05 / 31 / 2022

PGM ID: CFSFA104
 PAGE: 42

FY	FND	AGY	OBJT	ORIGINAL AUTHORIZATION	ADJUSTED AUTHORIZATION	EXPENDITURES AMOUNT	UNEXPENDED BALANCE	ENCUMBRANCE AMOUNT	UNENCUMBERED BALANCE	PRE-ENCUMBERED AMOUNT
203 Parks, Adm & Program Services										
2022	050	203	7100	1,250,261.00	1,250,261.00	1,199,803.78	50,457.22	.00	50,457.22	.00
2022	050	203	7200	592,560.00	592,560.00	515,059.26	77,500.74	76,979.92	520.82	.00
2022	050	203	7300	51,270.00	51,270.00	23,253.54	28,016.46	18,017.29	9,999.17	.00
2022	050	203	7400	15,540.00	15,540.00	9,290.60	6,249.40	.00	6,249.40	.00
2022	050	203	7500	400,509.00	400,509.00	375,121.76	25,387.24	.00	25,387.24	.00
DIVISION TOTALS:				2,310,140.00	2,310,140.00	2,122,528.94	187,611.06	94,997.21	92,613.85	.00
DEPARTMENT TOTALS:				9,254,720.00	9,226,720.00	7,767,786.88	1,458,933.12	480,741.77	978,191.35	8,535.00
PERCENT EXPENDED:				84.2	PERCENT EXPENDED AND ENCUMBERED:				89.4	
210 Dept Of Bldgs & Inspections										
211 Bldg & Inspections, Director										
2022	050	211	7100	5,370,160.00	4,525,400.00	3,848,817.57	676,582.43	.00	676,582.43	.00
2022	050	211	7200	432,150.00	508,350.00	178,642.10	329,707.90	18,325.74	311,382.16	.00
2022	050	211	7300	54,990.00	43,790.00	18,557.87	25,232.13	16,596.54	8,635.59	.00
2022	050	211	7400	320,440.00	339,440.00	243,394.61	96,045.39	95,157.38	888.01	.00
2022	050	211	7500	2,087,540.00	1,873,540.00	1,577,275.90	296,264.10	.00	296,264.10	.00
DIVISION TOTALS:				8,265,280.00	7,290,520.00	5,866,688.05	1,423,831.95	130,079.66	1,293,752.29	.00
212 Bldg & Inspections, Licenses & Permits										
2022	050	212	7100	1,495,290.00	1,595,290.00	1,275,990.31	319,299.69	.00	319,299.69	.00
2022	050	212	7200	317,550.00	313,550.00	97,816.57	215,733.43	5,088.04	210,645.39	.00
2022	050	212	7300	25,460.00	27,460.00	10,970.78	16,489.22	16,495.97	-6.75	.00
2022	050	212	7400	5,720.00	7,720.00	5,962.15	1,757.85	650.84	1,107.01	.00
2022	050	212	7500	491,750.00	491,750.00	497,186.10	-5,436.10	.00	-5,436.10	.00
DIVISION TOTALS:				2,335,770.00	2,435,770.00	1,887,925.91	547,844.09	22,234.85	525,609.24	.00
DEPARTMENT TOTALS:				10,601,050.00	9,726,290.00	7,754,613.96	1,971,676.04	152,314.51	1,819,361.53	.00
PERCENT EXPENDED:				79.7	PERCENT EXPENDED AND ENCUMBERED:				81.3	
220 Open										
222 Department Of Police										
2022	050	222	7100	74,044,860.00	76,161,875.00	65,439,970.27	10,721,904.73	.00	10,721,904.73	.00
2022	050	222	7200	4,709,310.00	4,715,810.00	3,802,578.55	913,231.45	488,219.29	425,012.16	.00
2022	050	222	7300	1,198,490.00	1,406,490.00	856,387.51	550,102.49	258,603.55	291,498.94	.00
2022	050	222	7400	224,160.00	392,660.00	182,483.30	210,176.70	42,601.83	167,574.87	.00
2022	050	222	7500	28,047,060.00	28,175,045.00	25,334,590.72	2,840,454.28	.00	2,840,454.28	.00
DIVISION TOTALS:				108,223,880.00	110,851,880.00	95,616,010.35	15,235,869.65	789,424.67	14,446,444.98	.00
225 Police - Investigations										
2022	050	225	7100	13,760,870.00	13,760,870.00	11,350,687.80	2,410,182.20	.00	2,410,182.20	.00
2022	050	225	7200	1,854,230.00	1,818,230.00	1,542,602.62	275,627.38	256,026.88	19,600.50	.00
2022	050	225	7300	135,860.00	135,860.00	94,321.78	41,538.22	7,316.72	34,221.50	.00
2022	050	225	7400	96,480.00	132,480.00	103,496.83	28,983.17	4,663.22	24,319.95	.00
2022	050	225	7500	5,028,960.00	5,186,960.00	4,536,051.21	650,908.79	.00	650,908.79	.00
DIVISION TOTALS:				20,876,400.00	21,034,400.00	17,627,160.24	3,407,239.76	268,006.82	3,139,232.94	.00
226 Police - Support										
2022	050	226	7100	12,335,330.00	12,335,330.00	9,513,592.18	2,821,737.82	.00	2,821,737.82	.00
2022	050	226	7200	2,591,800.00	3,126,800.00	2,194,539.64	932,260.36	312,401.77	619,858.59	12,200.00
2022	050	226	7300	1,382,740.00	1,377,740.00	771,500.16	606,239.84	451,289.41	154,950.43	.00
2022	050	226	7400	148,430.00	153,430.00	143,547.28	9,882.72	9,462.26	420.46	.00
2022	050	226	7500	4,958,370.00	4,958,370.00	3,743,404.57	1,214,965.43	.00	1,214,965.43	.00
DIVISION TOTALS:				21,416,670.00	21,951,670.00	16,366,583.83	5,585,086.17	773,153.44	4,811,932.73	12,200.00

050 227
 RUN DATE: 06/10/2022
 RUN TIME: 08.17.50

CITY OF CINCINNATI - DEPARTMENT OF FINANCE
 DIVISION OF ACCOUNTS AND AUDITS
 STATEMENT OF BALANCES
 APPROPRIATED FUNDS
 AS OF 05 / 31 / 2022

PGM ID: CFSFA104
 PAGE: 43

FY	FND	AGY	OBJT	ORIGINAL AUTHORIZATION	ADJUSTED AUTHORIZATION	EXPENDITURES AMOUNT	UNEXPENDED BALANCE	ENCUMBRANCE AMOUNT	UNENCUMBERED BALANCE	PRE-ENCUMBERED AMOUNT
227 Police - Administration										
2022	050	227	7100	8,140,770.00	8,401,410.00	7,136,814.46	1,264,595.54	.00	1,264,595.54	.00
2022	050	227	7200	3,151,130.00	3,181,036.00	2,959,141.60	221,894.40	116,705.15	105,189.25	10,222.29
2022	050	227	7300	214,370.00	221,000.00	99,537.48	121,462.52	45,804.47	75,658.05	.00
2022	050	227	7400	785,640.00	841,640.00	655,016.34	186,623.66	46,254.51	140,369.15	.00
2022	050	227	7500	3,194,530.00	3,194,530.00	2,490,858.71	703,671.29	.00	703,671.29	.00
DIVISION TOTALS:				15,486,440.00	15,839,616.00	13,341,368.59	2,498,247.41	208,764.13	2,289,483.28	10,222.29
228 Police - Resource Bureau										
2022	050	228	7100	.00	.00	-268,934.00	268,934.00	.00	268,934.00	.00
DIVISION TOTALS:				.00	.00	-268,934.00	268,934.00	.00	268,934.00	.00
DEPARTMENT TOTALS:				166,003,390.00	169,677,566.00	142,682,189.01	26,995,376.99	2,039,349.06	24,956,027.93	22,422.29
PERCENT EXPENDED:				84.1	PERCENT EXPENDED AND ENCUMBERED:					
								85.3		
230 Dept Of Transportation & Engin										
231 Trans & Eng, Director										
2022	050	231	7100	396,340.00	499,340.00	436,141.60	63,198.40	.00	63,198.40	.00
2022	050	231	7200	39,600.00	35,000.00	33,017.41	1,982.59	.00	1,982.59	.00
2022	050	231	7300	40,000.00	68,900.00	55,852.65	13,047.35	12,880.47	166.88	.00
2022	050	231	7400	800.00	66,400.00	32,684.16	33,715.84	3,178.92	30,536.92	.00
2022	050	231	7500	39,780.00	58,780.00	56,794.56	1,985.44	.00	1,985.44	.00
DIVISION TOTALS:				516,520.00	728,420.00	614,490.38	113,929.62	16,059.39	97,870.23	.00
232 Div Of Transportation Planning										
2022	050	232	7100	48,660.00	48,660.00	31,886.16	16,773.84	.00	16,773.84	.00
2022	050	232	7200	14,860.00	14,860.00	13,115.09	1,744.91	196.75	1,548.16	.00
2022	050	232	7300	610.00	610.00	.00	610.00	.00	610.00	.00
2022	050	232	7500	4,950.00	4,950.00	4,911.54	38.46	.00	38.46	.00
DIVISION TOTALS:				69,080.00	69,080.00	49,912.79	19,167.21	196.75	18,970.46	.00
233 Division Of Engineering										
2022	050	233	7100	115,400.00	12,400.00	-72,626.65	85,026.65	.00	85,026.65	.00
2022	050	233	7200	1,700.00	700.00	545.19	154.81	6.03	148.78	.00
2022	050	233	7400	.00	1,000.00	.00	1,000.00	.00	1,000.00	.00
2022	050	233	7500	42,700.00	23,700.00	.00	23,700.00	.00	23,700.00	.00
DIVISION TOTALS:				159,800.00	37,800.00	-72,081.46	109,881.46	6.03	109,875.43	.00
239 Division Of Traffic Engineer										
2022	050	239	7200	1,904,490.00	1,904,490.00	1,338,659.64	565,830.36	564,766.15	1,064.21	.00
2022	050	239	7300	58,500.00	58,500.00	1,621.55	56,878.45	18,951.43	37,927.02	.00
DIVISION TOTALS:				1,962,990.00	1,962,990.00	1,340,281.19	622,708.81	583,717.58	38,991.23	.00
DEPARTMENT TOTALS:				2,708,390.00	2,798,290.00	1,932,602.90	865,687.10	599,979.75	265,707.35	.00
PERCENT EXPENDED:				69.1	PERCENT EXPENDED AND ENCUMBERED:					
								90.5		
250 Dept Of Public Services										
251 Office Of The Director										
2022	050	251	7100	781,310.00	781,310.00	682,828.23	98,481.77	.00	98,481.77	.00
2022	050	251	7200	34,590.00	64,590.00	40,793.41	23,796.59	10,482.18	13,314.41	.00
2022	050	251	7300	38,690.00	34,690.00	20,092.48	14,597.52	7,220.14	7,377.38	.00
2022	050	251	7400	24,020.00	19,020.00	12,749.98	6,270.02	1,319.55	4,950.47	.00
2022	050	251	7500	207,350.00	217,300.00	199,699.59	17,600.41	.00	17,600.41	.00
DIVISION TOTALS:				1,085,960.00	1,116,910.00	956,163.69	160,746.31	19,021.87	141,724.44	.00

050 253
 RUN DATE: 06/10/2022
 RUN TIME: 08.17.50

CITY OF CINCINNATI - DEPARTMENT OF FINANCE
 DIVISION OF ACCOUNTS AND AUDITS
 STATEMENT OF BALANCES
 APPROPRIATED FUNDS
 AS OF 05 / 31 / 2022

PGM ID: CFSFA104
 PAGE: 44

FY	FND	AGY	OBJT	ORIGINAL AUTHORIZATION	ADJUSTED AUTHORIZATION	EXPENDITURES AMOUNT	UNEXPENDED BALANCE	ENCUMBRANCE AMOUNT	UNENCUMBERED BALANCE	PRE-ENCUMBERED AMOUNT
253 Div Of Neighborhood Operations										
2022	050	253	7100	4,520,980.00	4,394,640.00	3,236,558.03	1,158,081.97	.00	1,158,081.97	.00
2022	050	253	7200	4,495,390.00	4,757,378.00	3,846,280.34	911,097.66	884,599.05	26,498.61	.00
2022	050	253	7300	430,210.00	498,512.00	437,613.24	60,898.76	25,752.65	35,146.11	.00
2022	050	253	7400	48,800.00	48,800.00	14,433.25	34,366.75	854.95	33,511.80	.00
2022	050	253	7500	1,726,690.00	1,677,490.00	1,500,140.74	177,349.26	.00	177,349.26	.00
DIVISION TOTALS:				11,222,070.00	11,376,820.00	9,035,025.60	2,341,794.40	911,206.65	1,430,587.75	.00
255 Div Of City Facility Mgmt										
2022	050	255	7100	77,220.00	77,220.00	60,741.01	16,478.99	.00	16,478.99	.00
2022	050	255	7200	2,252,160.00	2,297,550.00	1,944,398.34	353,151.66	323,508.75	29,642.91	.00
2022	050	255	7300	910.00	22,555.00	4,844.65	17,710.35	15,030.03	2,680.32	.00
2022	050	255	7400	1,037,680.00	658,535.00	658,383.89	151.11	.00	151.11	.00
2022	050	255	7500	21,210.00	21,210.00	16,636.48	4,573.52	.00	4,573.52	.00
DIVISION TOTALS:				3,389,180.00	3,077,070.00	2,685,004.37	392,065.63	338,538.78	53,526.85	.00
256 Fleet Services										
2022	050	256	7100	111,000.00	111,000.00	96,157.44	14,842.56	.00	14,842.56	.00
2022	050	256	7200	770.00	840.00	786.89	53.11	.00	53.11	.00
2022	050	256	7300	190.00	1,190.00	.00	1,190.00	.00	1,190.00	.00
2022	050	256	7400	70.00	.00	.00	.00	.00	.00	.00
2022	050	256	7500	62,650.00	63,060.00	57,736.27	5,323.73	.00	5,323.73	.00
DIVISION TOTALS:				174,680.00	176,090.00	154,680.60	21,409.40	.00	21,409.40	.00
DEPARTMENT TOTALS:				15,871,890.00	15,746,890.00	12,830,874.26	2,916,015.74	1,268,767.30	1,647,248.44	.00
PERCENT EXPENDED:				81.5	PERCENT EXPENDED AND ENCUMBERED: 89.5					
270 Department Of Fire										
271 Fire - Response										
2022	050	271	7100	77,209,900.00	84,909,900.00	73,434,633.51	11,475,266.49	.00	11,475,266.49	.00
2022	050	271	7200	5,760,900.00	5,560,900.00	5,226,810.12	334,089.88	632,680.87	-298,590.99	.00
2022	050	271	7300	2,134,180.00	2,825,180.00	1,784,157.16	1,041,022.84	411,627.60	629,395.24	36,596.56
2022	050	271	7400	933,400.00	933,400.00	866,241.63	67,158.37	962.65	66,195.72	.00
2022	050	271	7500	32,316,290.00	34,116,290.00	31,024,032.54	3,092,257.46	.00	3,092,257.46	.00
DIVISION TOTALS:				118,354,670.00	128,345,670.00	112,335,874.96	16,009,795.04	1,045,271.12	14,964,523.92	36,596.56
272 Fire - Support Services										
2022	050	272	7100	10,882,010.00	9,882,010.00	8,025,785.67	1,856,224.33	.00	1,856,224.33	.00
2022	050	272	7200	423,340.00	456,840.00	228,357.69	228,482.31	31,240.90	197,241.41	73,541.75
2022	050	272	7300	823,910.00	923,410.00	549,576.60	373,833.40	246,436.73	127,396.67	.00
2022	050	272	7400	301,270.00	308,270.00	296,407.52	11,862.48	7,366.70	4,495.78	.00
2022	050	272	7500	4,014,770.00	3,514,770.00	3,090,899.70	423,870.30	.00	423,870.30	.00
DIVISION TOTALS:				16,445,300.00	15,085,300.00	12,191,027.18	2,894,272.82	285,044.33	2,609,228.49	73,541.75
DEPARTMENT TOTALS:				134,799,970.00	143,430,970.00	124,526,902.14	18,904,067.86	1,330,315.45	17,573,752.41	110,138.31
PERCENT EXPENDED:				86.8	PERCENT EXPENDED AND ENCUMBERED: 87.7					

050 281
 RUN DATE: 06/10/2022
 RUN TIME: 08.17.50

CITY OF CINCINNATI - DEPARTMENT OF FINANCE
 DIVISION OF ACCOUNTS AND AUDITS
 STATEMENT OF BALANCES
 APPROPRIATED FUNDS
 AS OF 05 / 31 / 2022

PGM ID: CFSFA104
 PAGE: 45

FY	FND	AGY	OBJT	ORIGINAL AUTHORIZATION	ADJUSTED AUTHORIZATION	EXPENDITURES AMOUNT	UNEXPENDED BALANCE	ENCUMBRANCE AMOUNT	UNENCUMBERED BALANCE	PRE-ENCUMBERED AMOUNT
280										
281 Economic Inclusion										
2022	050	281	7100	693,580.00	553,271.00	483,839.31	69,431.69	.00	69,431.69	.00
2022	050	281	7200	52,340.00	82,237.00	26,581.66	55,655.34	8,039.34	47,616.00	.00
2022	050	281	7300	28,280.00	6,348.00	2,709.51	3,638.49	387.95	3,250.54	.00
2022	050	281	7400	67,500.00	199,844.00	182,516.21	17,327.79	16,173.66	1,154.13	.00
2022	050	281	7500	204,620.00	204,620.00	161,980.24	42,639.76	.00	42,639.76	.00
DIVISION TOTALS:				1,046,320.00	1,046,320.00	857,626.93	188,693.07	24,600.95	164,092.12	.00
DEPARTMENT TOTALS:				1,046,320.00	1,046,320.00	857,626.93	188,693.07	24,600.95	164,092.12	.00
PERCENT EXPENDED:				82.0	PERCENT EXPENDED AND ENCUMBERED:					
								84.3		
910 Employee Benefits										
911 Contribution To City Pension										
2022	050	911	7500	939,250.00	1,245,350.00	939,250.00	306,100.00	.00	306,100.00	.00
DIVISION TOTALS:				939,250.00	1,245,350.00	939,250.00	306,100.00	.00	306,100.00	.00
919 Public Employee Assistance										
2022	050	919	7500	337,000.00	337,000.00	304,834.45	32,165.55	.00	32,165.55	.00
DIVISION TOTALS:				337,000.00	337,000.00	304,834.45	32,165.55	.00	32,165.55	.00
DEPARTMENT TOTALS:				1,276,250.00	1,582,350.00	1,244,084.45	338,265.55	.00	338,265.55	.00
PERCENT EXPENDED:				78.6	PERCENT EXPENDED AND ENCUMBERED:					
								78.6		
920 Employee Benefits (Cont)										
921 Workers' Comp Insurance										
2022	050	921	7500	3,971,250.00	3,971,250.00	3,834,854.80	136,395.20	.00	136,395.20	.00
DIVISION TOTALS:				3,971,250.00	3,971,250.00	3,834,854.80	136,395.20	.00	136,395.20	.00
922 Police & Fire Fighter's Ins										
2022	050	922	7400	313,000.00	313,000.00	195,000.00	118,000.00	.00	118,000.00	.00
DIVISION TOTALS:				313,000.00	313,000.00	195,000.00	118,000.00	.00	118,000.00	.00
923 State Unemployment Comp										
2022	050	923	7500	386,510.00	386,510.00	25,672.31	360,837.69	337,861.47	22,976.22	.00
DIVISION TOTALS:				386,510.00	386,510.00	25,672.31	360,837.69	337,861.47	22,976.22	.00
924 Lump Sum Payment										
2022	050	924	7100	886,110.00	593,547.00	518,311.50	75,235.50	.00	75,235.50	.00
2022	050	924	7500	.00	80,563.00	80,563.00	.00	.00	.00	.00
DIVISION TOTALS:				886,110.00	674,110.00	598,874.50	75,235.50	.00	75,235.50	.00
928 Tuition Reimbursement										
2022	050	928	7400	.00	100,000.00	7,605.00	92,395.00	.00	92,395.00	.00
DIVISION TOTALS:				.00	100,000.00	7,605.00	92,395.00	.00	92,395.00	.00
DEPARTMENT TOTALS:				5,556,870.00	5,444,870.00	4,662,006.61	782,863.39	337,861.47	445,001.92	.00
PERCENT EXPENDED:				85.6	PERCENT EXPENDED AND ENCUMBERED:					
								91.8		
940 Govt'Al & Prof'Al Services										
941 Audit And Examiner's Fees										
2022	050	941	7200	450,000.00	439,838.00	331,101.80	108,736.20	82,716.20	26,020.00	.00
2022	050	941	7400	.00	10,162.00	10,161.10	.90	.00	.90	.00
DIVISION TOTALS:				450,000.00	450,000.00	341,262.90	108,737.10	82,716.20	26,020.90	.00

050 942
 RUN DATE: 06/10/2022
 RUN TIME: 08.17.50

CITY OF CINCINNATI - DEPARTMENT OF FINANCE
 DIVISION OF ACCOUNTS AND AUDITS
 STATEMENT OF BALANCES
 APPROPRIATED FUNDS
 AS OF 05 / 31 / 2022

PGM ID: CFSFA104
 PAGE: 46

FY	FND	AGY	OBJT	ORIGINAL AUTHORIZATION	ADJUSTED AUTHORIZATION	EXPENDITURES AMOUNT	UNEXPENDED BALANCE	ENCUMBRANCE AMOUNT	UNENCUMBERED BALANCE	PRE-ENCUMBERED AMOUNT
942 Hamco Treasurer & Auditor Fees										
2022	050	942	7200	500,000.00	500,000.00	436,827.13	63,172.87	.00	63,172.87	.00
DIVISION TOTALS:				500,000.00	500,000.00	436,827.13	63,172.87	.00	63,172.87	.00
944 General Fund Overhead										
2022	050	944	7200	83,270.00	83,270.00	.00	83,270.00	.00	83,270.00	.00
DIVISION TOTALS:				83,270.00	83,270.00	.00	83,270.00	.00	83,270.00	.00
946 Election Expense										
2022	050	946	7200	51,000.00	51,000.00	.00	51,000.00	.00	51,000.00	.00
2022	050	946	7400	400,000.00	500,000.00	549,429.83	-49,429.83	.00	-49,429.83	.00
DIVISION TOTALS:				451,000.00	551,000.00	549,429.83	1,570.17	.00	1,570.17	.00
DEPARTMENT TOTALS:				1,484,270.00	1,584,270.00	1,327,519.86	256,750.14	82,716.20	174,033.94	.00
PERCENT EXPENDED:				83.8	PERCENT EXPENDED AND ENCUMBERED:					
								89.0		
950 Miscellaneous Accounts										
951 Judgments Against The City										
2022	050	951	7400	900,000.00	1,200,000.00	882,913.82	317,086.18	17,086.18	300,000.00	.00
DIVISION TOTALS:				900,000.00	1,200,000.00	882,913.82	317,086.18	17,086.18	300,000.00	.00
952 Enterprise Software and Licenses										
2022	050	952	7200	1,472,620.00	2,223,968.00	2,099,026.10	124,941.90	105,764.82	19,177.08	.00
2022	050	952	7300	470,310.00	59,469.00	49,282.58	10,186.42	10,185.54	.88	.00
2022	050	952	7400	4,388,710.00	3,794,339.00	2,769,045.39	1,025,293.61	969,135.30	56,158.31	72,575.00
DIVISION TOTALS:				6,331,640.00	6,077,776.00	4,917,354.07	1,160,421.93	1,085,085.66	75,336.27	72,575.00
953 Memberships & Publications										
2022	050	953	7200	173,990.00	173,990.00	137,994.00	35,996.00	5,998.00	29,998.00	.00
2022	050	953	7400	90,380.00	90,380.00	.00	90,380.00	.00	90,380.00	.00
DIVISION TOTALS:				264,370.00	264,370.00	137,994.00	126,376.00	5,998.00	120,378.00	.00
959 Manager's Office Obligations										
2022	050	959	7200	178,760.00	188,260.00	67,138.27	121,121.73	91,659.80	29,461.93	.00
2022	050	959	7300	.00	2,500.00	2,391.25	108.75	108.75	.00	.00
2022	050	959	7400	.00	8,800.00	8,755.00	45.00	.00	45.00	.00
DIVISION TOTALS:				178,760.00	199,560.00	78,284.52	121,275.48	91,768.55	29,506.93	.00
DEPARTMENT TOTALS:				7,674,770.00	7,741,706.00	6,016,546.41	1,725,159.59	1,199,938.39	525,221.20	72,575.00
PERCENT EXPENDED:				77.7	PERCENT EXPENDED AND ENCUMBERED:					
								93.2		
960 Miscellaneous Accounts (Cont)										
963 Spec1 Improv District										
2022	050	963	7200	110,880.00	110,880.00	1,720.10	109,159.90	.00	109,159.90	.00
DIVISION TOTALS:				110,880.00	110,880.00	1,720.10	109,159.90	.00	109,159.90	.00
968 Port Authority Gr Cinti Dev										
2022	050	968	7200	700,000.00	700,000.00	.00	700,000.00	700,000.00	.00	.00
DIVISION TOTALS:				700,000.00	700,000.00	.00	700,000.00	700,000.00	.00	.00
969 PIRAS										
2022	050	969	7200	30,480.00	30,480.00	.00	30,480.00	.00	30,480.00	.00
DIVISION TOTALS:				30,480.00	30,480.00	.00	30,480.00	.00	30,480.00	.00
DEPARTMENT TOTALS:				841,360.00	841,360.00	1,720.10	839,639.90	700,000.00	139,639.90	.00
PERCENT EXPENDED:				.2	PERCENT EXPENDED AND ENCUMBERED:					
								83.4		

050 990
 RUN DATE: 06/10/2022
 RUN TIME: 08.17.50

CITY OF CINCINNATI - DEPARTMENT OF FINANCE
 DIVISION OF ACCOUNTS AND AUDITS
 STATEMENT OF BALANCES
 APPROPRIATED FUNDS
 AS OF 05 / 31 / 2022

PGM ID: CFSFA104
 PAGE: 47

FY	FND	AGY	OBJT	ORIGINAL AUTHORIZATION	ADJUSTED AUTHORIZATION	EXPENDITURES AMOUNT	UNEXPENDED BALANCE	ENCUMBRANCE AMOUNT	UNENCUMBERED BALANCE	PRE-ENCUMBERED AMOUNT
990 Reserve For Contingencies										
990 Reserve For Contingencies										
2022	050	990	7200	100,000.00	.00	.00	.00	.00	.00	.00
DIVISION TOTALS:				100,000.00	.00	.00	.00	.00	.00	.00
DEPARTMENT TOTALS:				100,000.00	.00	.00	.00	.00	.00	.00
PERCENT EXPENDED:				.0	PERCENT EXPENDED AND ENCUMBERED:					
								.0		
101 Water Works FUND										
300 Department Of Water Works										
301 Water Works, Business Service										
2022	101	301	7100	6,441,350.00	6,441,350.00	4,843,172.20	1,598,177.80	.00	1,598,177.80	.00
2022	101	301	7200	2,366,600.00	2,360,400.00	617,277.04	1,743,122.96	473,981.66	1,269,141.30	.00
2022	101	301	7300	243,220.00	243,220.00	76,708.61	166,511.39	29,783.54	136,727.85	.00
2022	101	301	7400	1,551,630.00	1,557,830.00	460,206.84	1,097,623.16	224,845.14	872,778.02	.00
2022	101	301	7500	2,258,650.00	2,258,650.00	1,750,269.09	508,380.91	.00	508,380.91	.00
DIVISION TOTALS:				12,861,450.00	12,861,450.00	7,747,633.78	5,113,816.22	728,610.34	4,385,205.88	.00
302 Water Works, Commercial Services										
2022	101	302	7100	6,112,280.00	5,962,280.00	4,809,971.02	1,152,308.98	.00	1,152,308.98	.00
2022	101	302	7200	4,140,580.00	4,065,580.00	2,961,203.71	1,104,376.29	995,765.24	108,611.05	.00
2022	101	302	7300	751,850.00	976,850.00	776,418.34	200,431.66	38,452.72	161,978.94	2,000.00
2022	101	302	7400	38,650.00	38,650.00	7,770.71	30,879.29	7,565.48	23,313.81	1,000.00
2022	101	302	7500	2,517,410.00	2,517,410.00	2,066,730.10	450,679.90	.00	450,679.90	.00
DIVISION TOTALS:				13,560,770.00	13,560,770.00	10,622,093.88	2,938,676.12	1,041,783.44	1,896,892.68	3,000.00
303 Water Works, Div Of Supply										
2022	101	303	7100	9,015,570.00	8,915,570.00	6,410,921.92	2,504,648.08	.00	2,504,648.08	.00
2022	101	303	7200	11,164,160.00	13,714,160.00	8,696,190.00	5,017,970.00	4,094,846.51	923,123.49	53,200.00
2022	101	303	7300	1,600,000.00	1,700,000.00	1,175,628.19	524,371.81	505,291.45	19,080.36	.00
2022	101	303	7400	146,790.00	146,790.00	71,305.63	75,484.37	42,564.94	32,919.43	.00
2022	101	303	7500	3,728,970.00	3,628,970.00	2,596,101.11	1,032,868.89	.00	1,032,868.89	.00
DIVISION TOTALS:				25,655,490.00	28,105,490.00	18,950,146.85	9,155,343.15	4,642,702.90	4,512,640.25	53,200.00
304 Water Works, Div Of Distribution										
2022	101	304	7100	8,225,900.00	7,775,900.00	6,659,139.86	1,116,760.14	.00	1,116,760.14	.00
2022	101	304	7200	4,353,500.00	4,823,286.00	2,826,207.82	1,997,078.18	1,589,069.61	408,008.57	.00
2022	101	304	7300	2,385,050.00	2,785,050.00	2,090,080.55	694,969.45	178,607.10	516,362.35	52,140.97
2022	101	304	7400	40,000.00	40,000.00	27,994.11	12,005.89	7,828.56	4,177.33	2,000.00
2022	101	304	7500	3,634,200.00	3,434,200.00	2,784,775.83	649,424.17	.00	649,424.17	.00
DIVISION TOTALS:				18,638,650.00	18,858,436.00	14,388,198.17	4,470,237.83	1,775,505.27	2,694,732.56	54,140.97
305 Div Of Wtr Quality & Treatment										
2022	101	305	7100	3,067,210.00	3,067,210.00	2,501,466.25	565,743.75	.00	565,743.75	.00
2022	101	305	7200	767,520.00	767,520.00	253,370.11	514,149.89	274,905.32	239,244.57	.00
2022	101	305	7300	4,894,020.00	4,894,020.00	4,126,584.87	767,435.13	138,406.17	629,028.96	.00
2022	101	305	7400	94,050.00	94,050.00	75,900.69	18,149.31	3,317.80	14,831.51	.00
2022	101	305	7500	1,163,170.00	1,163,170.00	991,694.91	171,475.09	.00	171,475.09	.00
DIVISION TOTALS:				9,985,970.00	9,985,970.00	7,949,016.83	2,036,953.17	416,629.29	1,620,323.88	.00

101 306
 RUN DATE: 06/10/2022
 RUN TIME: 08.17.50

CITY OF CINCINNATI - DEPARTMENT OF FINANCE
 DIVISION OF ACCOUNTS AND AUDITS
 STATEMENT OF BALANCES
 APPROPRIATED FUNDS
 AS OF 05 / 31 / 2022

PGM ID: CFSFA104
 PAGE: 48

FY	FND	AGY	OBJT	ORIGINAL AUTHORIZATION	ADJUSTED AUTHORIZATION	EXPENDITURES AMOUNT	UNEXPENDED BALANCE	ENCUMBRANCE AMOUNT	UNENCUMBERED BALANCE	PRE-ENCUMBERED AMOUNT
306 Water Works, Div Of Engineering										
2022	101	306	7100	4,415,940.00	4,415,940.00	2,082,260.49	2,333,679.51	.00	2,333,679.51	.00
2022	101	306	7200	952,850.00	952,850.00	353,632.61	599,217.39	16,124.97	583,092.42	.00
2022	101	306	7300	112,700.00	112,700.00	68,932.75	43,767.25	19,239.01	24,528.24	2,000.00
2022	101	306	7400	139,900.00	139,900.00	39,555.36	100,344.64	865.58	99,479.06	1,000.00
2022	101	306	7500	1,714,970.00	1,714,970.00	983,934.23	731,035.77	.00	731,035.77	.00
DIVISION TOTALS:				7,336,360.00	7,336,360.00	3,528,315.44	3,808,044.56	36,229.56	3,771,815.00	3,000.00
307 Water Works, Div Of Info Tech										
2022	101	307	7100	4,062,120.00	4,062,120.00	2,952,693.27	1,109,426.73	.00	1,109,426.73	.00
2022	101	307	7200	2,172,970.00	2,217,970.00	1,466,410.99	751,559.01	301,492.43	450,066.58	10,091.10
2022	101	307	7300	61,880.00	61,880.00	37,374.89	24,505.11	11,808.36	12,696.75	.00
2022	101	307	7400	2,791,170.00	2,746,170.00	838,117.45	1,908,052.55	1,188,641.72	719,410.83	54,150.00
2022	101	307	7500	1,357,480.00	1,357,480.00	980,911.36	376,568.64	.00	376,568.64	.00
DIVISION TOTALS:				10,445,620.00	10,445,620.00	6,275,507.96	4,170,112.04	1,501,942.51	2,668,169.53	64,241.10
309 Water Works Debt Service										
2022	101	309	7700	44,900,000.00	44,900,000.00	36,828,726.39	8,071,273.61	2,673,244.96	5,398,028.65	.00
DIVISION TOTALS:				44,900,000.00	44,900,000.00	36,828,726.39	8,071,273.61	2,673,244.96	5,398,028.65	.00
DEPARTMENT TOTALS:				143,384,310.00	146,054,096.00	106,289,639.30	39,764,456.70	12,816,648.27	26,947,808.43	177,582.07
PERCENT EXPENDED:				72.8	PERCENT EXPENDED AND ENCUMBERED:					
								81.5		
910 Employee Benefits										
911 Contribution To City Pension										
2022	101	911	7500	512,450.00	512,450.00	512,450.00	.00	.00	.00	.00
2022	101	911	7700	332,610.00	332,610.00	332,597.07	12.93	.00	12.93	.00
DIVISION TOTALS:				845,060.00	845,060.00	845,047.07	12.93	.00	12.93	.00
919 Public Employee Assistance										
2022	101	919	7500	44,000.00	44,000.00	41,992.34	2,007.66	.00	2,007.66	.00
DIVISION TOTALS:				44,000.00	44,000.00	41,992.34	2,007.66	.00	2,007.66	.00
DEPARTMENT TOTALS:				889,060.00	889,060.00	887,039.41	2,020.59	.00	2,020.59	.00
PERCENT EXPENDED:				99.8	PERCENT EXPENDED AND ENCUMBERED:					
								99.8		
920 Employee Benefits (Cont)										
921 Workers' Comp Insurance										
2022	101	921	7500	686,890.00	567,104.00	567,103.18	.82	.00	.82	.00
DIVISION TOTALS:				686,890.00	567,104.00	567,103.18	.82	.00	.82	.00
DEPARTMENT TOTALS:				686,890.00	567,104.00	567,103.18	.82	.00	.82	.00
PERCENT EXPENDED:				100.0	PERCENT EXPENDED AND ENCUMBERED:					
								100.0		
940 Govt'Al & Prof'Al Services										
944 General Fund Overhead										
2022	101	944	7200	3,772,150.00	3,672,150.00	3,371,319.69	300,830.31	.00	300,830.31	.00
DIVISION TOTALS:				3,772,150.00	3,672,150.00	3,371,319.69	300,830.31	.00	300,830.31	.00
DEPARTMENT TOTALS:				3,772,150.00	3,672,150.00	3,371,319.69	300,830.31	.00	300,830.31	.00
PERCENT EXPENDED:				91.8	PERCENT EXPENDED AND ENCUMBERED:					
								91.8		

102 134
 RUN DATE: 06/10/2022
 RUN TIME: 08.17.50

CITY OF CINCINNATI - DEPARTMENT OF FINANCE
 DIVISION OF ACCOUNTS AND AUDITS
 STATEMENT OF BALANCES
 APPROPRIATED FUNDS
 AS OF 05 / 31 / 2022

PGM ID: CFSFA104
 PAGE: 49

FY	FND	AGY	OBJT	ORIGINAL AUTHORIZATION	ADJUSTED AUTHORIZATION	EXPENDITURES AMOUNT	UNEXPENDED BALANCE	ENCUMBRANCE AMOUNT	UNENCUMBERED BALANCE	PRE-ENCUMBERED AMOUNT
102 Parking System Facilities FUND										
130 Department Of Finance										
134 Finance, Treasury										
2022	102	134	7100	18,700.00	18,700.00	9,591.53	9,108.47	.00	9,108.47	.00
2022	102	134	7200	27,500.00	23,500.00	2,000.22	21,499.78	21,499.78	.00	.00
2022	102	134	7500	8,840.00	8,840.00	4,176.85	4,663.15	.00	4,663.15	.00
DIVISION TOTALS:				55,040.00	51,040.00	15,768.60	35,271.40	21,499.78	13,771.62	.00
DEPARTMENT TOTALS:				55,040.00	51,040.00	15,768.60	35,271.40	21,499.78	13,771.62	.00
PERCENT EXPENDED: 30.9				PERCENT EXPENDED AND ENCUMBERED: 73.0						
240 Dept. Of Enterprise Services										
248 Div Of Parking Facilities										
2022	102	248	7100	349,160.00	349,160.00	283,162.68	65,997.32	.00	65,997.32	.00
2022	102	248	7200	3,341,210.00	3,341,210.00	2,228,208.68	1,113,001.32	791,226.92	321,774.40	.00
2022	102	248	7300	36,470.00	36,470.00	1,090.94	35,379.06	19.76	35,359.30	.00
2022	102	248	7400	1,394,090.00	1,394,090.00	1,269,216.42	124,873.58	34,878.83	89,994.75	.00
2022	102	248	7500	108,600.00	108,600.00	108,399.54	200.46	.00	200.46	.00
2022	102	248	7700	2,184,090.00	2,184,090.00	892,296.01	1,291,793.99	.00	1,291,793.99	.00
DIVISION TOTALS:				7,413,620.00	7,413,620.00	4,782,374.27	2,631,245.73	826,125.51	1,805,120.22	.00
DEPARTMENT TOTALS:				7,413,620.00	7,413,620.00	4,782,374.27	2,631,245.73	826,125.51	1,805,120.22	.00
PERCENT EXPENDED: 64.5				PERCENT EXPENDED AND ENCUMBERED: 75.7						
910 Employee Benefits										
911 Contribution To City Pension										
2022	102	911	7500	12,670.00	13,115.00	12,670.00	445.00	.00	445.00	.00
2022	102	911	7700	34,850.00	34,850.00	34,840.43	9.57	.00	9.57	.00
DIVISION TOTALS:				47,520.00	47,965.00	47,510.43	454.57	.00	454.57	.00
919 Public Employee Assistance										
2022	102	919	7500	2,700.00	2,700.00	442.68	2,257.32	.00	2,257.32	.00
DIVISION TOTALS:				2,700.00	2,700.00	442.68	2,257.32	.00	2,257.32	.00
DEPARTMENT TOTALS:				50,220.00	50,665.00	47,953.11	2,711.89	.00	2,711.89	.00
PERCENT EXPENDED: 94.6				PERCENT EXPENDED AND ENCUMBERED: 94.6						
920 Employee Benefits (Cont)										
921 Workers' Comp Insurance										
2022	102	921	7500	7,020.00	7,020.00	5,877.04	1,142.96	.00	1,142.96	.00
DIVISION TOTALS:				7,020.00	7,020.00	5,877.04	1,142.96	.00	1,142.96	.00
DEPARTMENT TOTALS:				7,020.00	7,020.00	5,877.04	1,142.96	.00	1,142.96	.00
PERCENT EXPENDED: 83.7				PERCENT EXPENDED AND ENCUMBERED: 83.7						
940 Govt'Al & Prof'Al Services										
944 General Fund Overhead										
2022	102	944	7200	38,630.00	38,630.00	35,282.51	3,347.49	.00	3,347.49	.00
DIVISION TOTALS:				38,630.00	38,630.00	35,282.51	3,347.49	.00	3,347.49	.00
DEPARTMENT TOTALS:				38,630.00	38,630.00	35,282.51	3,347.49	.00	3,347.49	.00
PERCENT EXPENDED: 91.3				PERCENT EXPENDED AND ENCUMBERED: 91.3						

102 966
 RUN DATE: 06/10/2022
 RUN TIME: 08.17.50

CITY OF CINCINNATI - DEPARTMENT OF FINANCE
 DIVISION OF ACCOUNTS AND AUDITS
 STATEMENT OF BALANCES
 APPROPRIATED FUNDS
 AS OF 05 / 31 / 2022

PGM ID: CFSFA104
 PAGE: 50

FY	FND	AGY	OBJT	ORIGINAL AUTHORIZATION	ADJUSTED AUTHORIZATION	EXPENDITURES AMOUNT	UNEXPENDED BALANCE	ENCUMBRANCE AMOUNT	UNENCUMBERED BALANCE	PRE-ENCUMBERED AMOUNT
960 Miscellaneous Accounts (Cont)										
966 Cincinnati Music Hall										
2022	102	966	7400	100,000.00	100,000.00	100,000.00	.00	.00	.00	.00
DIVISION TOTALS:				100,000.00	100,000.00	100,000.00	.00	.00	.00	.00
DEPARTMENT TOTALS:				100,000.00	100,000.00	100,000.00	.00	.00	.00	.00
PERCENT EXPENDED: 100.0				PERCENT EXPENDED AND ENCUMBERED: 100.0						
103 Convention-Exposition Center FUND										
240 Dept. Of Enterprise Services										
243 Duke Energy Center										
2022	103	243	7100	69,420.00	101,400.00	59,418.13	41,981.87	.00	41,981.87	.00
2022	103	243	7200	8,935,110.00	8,792,946.00	6,784,650.59	2,008,295.41	1,780,456.52	227,838.89	.00
2022	103	243	7300	.00	142,164.00	142,163.56	.44	.00	.44	.00
2022	103	243	7400	323,980.00	292,000.00	133,681.04	158,318.96	.00	158,318.96	.00
2022	103	243	7500	40,340.00	40,340.00	20,918.05	19,421.95	.00	19,421.95	.00
2022	103	243	7700	306,320.00	306,320.00	306,312.44	7.56	.00	7.56	.00
DIVISION TOTALS:				9,675,170.00	9,675,170.00	7,447,143.81	2,228,026.19	1,780,456.52	447,569.67	.00
DEPARTMENT TOTALS:				9,675,170.00	9,675,170.00	7,447,143.81	2,228,026.19	1,780,456.52	447,569.67	.00
PERCENT EXPENDED: 77.0				PERCENT EXPENDED AND ENCUMBERED: 95.4						
990 Reserve For Contingencies										
990 Reserve For Contingencies										
2022	103	990	7200	300,000.00	300,000.00	.00	300,000.00	.00	300,000.00	.00
DIVISION TOTALS:				300,000.00	300,000.00	.00	300,000.00	.00	300,000.00	.00
DEPARTMENT TOTALS:				300,000.00	300,000.00	.00	300,000.00	.00	300,000.00	.00
PERCENT EXPENDED: .0				PERCENT EXPENDED AND ENCUMBERED: .0						
104 General Aviation FUND										
230 Dept Of Transportation & Engin										
234 Div Of Aviation										
2022	104	234	7100	869,140.00	869,140.00	663,127.60	206,012.40	.00	206,012.40	.00
2022	104	234	7200	498,290.00	498,290.00	380,367.83	117,922.17	71,601.92	46,320.25	.00
2022	104	234	7300	110,430.00	110,430.00	41,878.39	68,551.61	60,024.01	8,527.60	.00
2022	104	234	7400	241,670.00	241,670.00	210,081.72	31,588.28	1,846.15	29,742.13	.00
2022	104	234	7500	357,010.00	357,010.00	248,111.39	108,898.61	.00	108,898.61	.00
2022	104	234	7700	51,270.00	51,270.00	51,263.04	6.96	.00	6.96	.00
DIVISION TOTALS:				2,127,810.00	2,127,810.00	1,594,829.97	532,980.03	133,472.08	399,507.95	.00
DEPARTMENT TOTALS:				2,127,810.00	2,127,810.00	1,594,829.97	532,980.03	133,472.08	399,507.95	.00
PERCENT EXPENDED: 75.0				PERCENT EXPENDED AND ENCUMBERED: 81.2						
910 Employee Benefits										
911 Contribution To City Pension										
2022	104	911	7500	7,480.00	7,740.00	7,480.00	260.00	.00	260.00	.00
DIVISION TOTALS:				7,480.00	7,740.00	7,480.00	260.00	.00	260.00	.00

104 919
 RUN DATE: 06/10/2022
 RUN TIME: 08.17.50

CITY OF CINCINNATI - DEPARTMENT OF FINANCE
 DIVISION OF ACCOUNTS AND AUDITS
 STATEMENT OF BALANCES
 APPROPRIATED FUNDS
 AS OF 05 / 31 / 2022

PGM ID: CFSFA104
 PAGE: 51

FY	FND	AGY	OBJT	ORIGINAL AUTHORIZATION	ADJUSTED AUTHORIZATION	EXPENDITURES AMOUNT	UNEXPENDED BALANCE	ENCUMBRANCE AMOUNT	UNENCUMBERED BALANCE	PRE-ENCUMBERED AMOUNT
919 Public Employee Assistance										
2022	104	919	7500	1,000.00	1,000.00	965.91	34.09	.00	34.09	.00
DIVISION TOTALS:				1,000.00	1,000.00	965.91	34.09	.00	34.09	.00
DEPARTMENT TOTALS:				8,480.00	8,740.00	8,445.91	294.09	.00	294.09	.00
PERCENT EXPENDED:				96.6	PERCENT EXPENDED AND ENCUMBERED:					
								96.6		
920 Employee Benefits (Cont)										
921 Workers' Comp Insurance										
2022	104	921	7500	13,870.00	13,870.00	12,824.03	1,045.97	.00	1,045.97	.00
DIVISION TOTALS:				13,870.00	13,870.00	12,824.03	1,045.97	.00	1,045.97	.00
DEPARTMENT TOTALS:				13,870.00	13,870.00	12,824.03	1,045.97	.00	1,045.97	.00
PERCENT EXPENDED:				92.5	PERCENT EXPENDED AND ENCUMBERED:					
								92.5		
940 Govt'Al & Prof'Al Services										
944 General Fund Overhead										
2022	104	944	7200	76,040.00	76,990.00	76,040.00	950.00	.00	950.00	.00
DIVISION TOTALS:				76,040.00	76,990.00	76,040.00	950.00	.00	950.00	.00
DEPARTMENT TOTALS:				76,040.00	76,990.00	76,040.00	950.00	.00	950.00	.00
PERCENT EXPENDED:				98.8	PERCENT EXPENDED AND ENCUMBERED:					
								98.8		
105 Municipal Golf FUND										
190 Dept Of Public Recreation										
195 Recreation Golf										
2022	105	195	7100	159,800.00	127,800.00	72,894.14	54,905.86	.00	54,905.86	.00
2022	105	195	7200	4,665,150.00	4,715,150.00	4,174,111.69	541,038.31	533,323.19	7,715.12	.00
2022	105	195	7300	144,030.00	114,030.00	92,479.45	21,550.55	.00	21,550.55	.00
2022	105	195	7400	90,840.00	90,840.00	32,947.36	57,892.64	16,599.24	41,293.40	.00
2022	105	195	7500	54,940.00	41,940.00	20,368.78	21,571.22	.00	21,571.22	.00
2022	105	195	7700	325,630.00	325,630.00	325,625.00	5.00	.00	5.00	.00
DIVISION TOTALS:				5,440,390.00	5,415,390.00	4,718,426.42	696,963.58	549,922.43	147,041.15	.00
199 Recreation Administration										
2022	105	199	7100	60,150.00	60,150.00	.00	60,150.00	.00	60,150.00	.00
2022	105	199	7500	20,120.00	20,120.00	.00	20,120.00	.00	20,120.00	.00
DIVISION TOTALS:				80,270.00	80,270.00	.00	80,270.00	.00	80,270.00	.00
DEPARTMENT TOTALS:				5,520,660.00	5,495,660.00	4,718,426.42	777,233.58	549,922.43	227,311.15	.00
PERCENT EXPENDED:				85.9	PERCENT EXPENDED AND ENCUMBERED:					
								95.9		
910 Employee Benefits										
919 Public Employee Assistance										
2022	105	919	7500	300.00	300.00	93.77	206.23	.00	206.23	.00
DIVISION TOTALS:				300.00	300.00	93.77	206.23	.00	206.23	.00
DEPARTMENT TOTALS:				300.00	300.00	93.77	206.23	.00	206.23	.00
PERCENT EXPENDED:				31.3	PERCENT EXPENDED AND ENCUMBERED:					
								31.3		

105 921
 RUN DATE: 06/10/2022
 RUN TIME: 08.17.50

CITY OF CINCINNATI - DEPARTMENT OF FINANCE
 DIVISION OF ACCOUNTS AND AUDITS
 STATEMENT OF BALANCES
 APPROPRIATED FUNDS
 AS OF 05 / 31 / 2022

PGM ID: CFSFA104
 PAGE: 52

Report 3

FY	FND	AGY	OBJT	ORIGINAL AUTHORIZATION	ADJUSTED AUTHORIZATION	EXPENDITURES AMOUNT	UNEXPENDED BALANCE	ENCUMBRANCE AMOUNT	UNENCUMBERED BALANCE	PRE-ENCUMBERED AMOUNT
920 Employee Benefits (Cont)										
921 Workers' Comp Insurance										
2022	105	921	7500	3,250.00	3,250.00	2,375.68	874.32	.00	874.32	.00
DIVISION TOTALS:				3,250.00	3,250.00	2,375.68	874.32	.00	874.32	.00
DEPARTMENT TOTALS:				3,250.00	3,250.00	2,375.68	874.32	.00	874.32	.00
PERCENT EXPENDED: 73.1				PERCENT EXPENDED AND ENCUMBERED:			73.1			
940 Govt'Al & Prof'Al Services										
944 General Fund Overhead										
2022	105	944	7200	17,590.00	17,590.00	14,262.28	3,327.72	.00	3,327.72	.00
DIVISION TOTALS:				17,590.00	17,590.00	14,262.28	3,327.72	.00	3,327.72	.00
DEPARTMENT TOTALS:				17,590.00	17,590.00	14,262.28	3,327.72	.00	3,327.72	.00
PERCENT EXPENDED: 81.1				PERCENT EXPENDED AND ENCUMBERED:			81.1			
107 Stormwater Management FUND										
100 Office Of The City Manager										
104 Office Of Environment & Sustainability										
2022	107	104	7200	1,036,310.00	1,073,310.00	1,036,310.00	37,000.00	.00	37,000.00	.00
DIVISION TOTALS:				1,036,310.00	1,073,310.00	1,036,310.00	37,000.00	.00	37,000.00	.00
DEPARTMENT TOTALS:				1,036,310.00	1,073,310.00	1,036,310.00	37,000.00	.00	37,000.00	.00
PERCENT EXPENDED: 96.6				PERCENT EXPENDED AND ENCUMBERED:			96.6			
190 Dept Of Public Recreation										
194 Recreation Maintenance										
2022	107	194	7100	767,390.00	767,390.00	407,641.39	359,748.61	.00	359,748.61	.00
2022	107	194	7500	275,800.00	275,800.00	172,075.01	103,724.99	.00	103,724.99	.00
DIVISION TOTALS:				1,043,190.00	1,043,190.00	579,716.40	463,473.60	.00	463,473.60	.00
DEPARTMENT TOTALS:				1,043,190.00	1,043,190.00	579,716.40	463,473.60	.00	463,473.60	.00
PERCENT EXPENDED: 55.6				PERCENT EXPENDED AND ENCUMBERED:			55.6			
200 Department Of Parks										
202 Parks, Operations & Facility Mgmt										
2022	107	202	7100	1,326,960.00	1,326,960.00	1,036,551.36	290,408.64	.00	290,408.64	.00
2022	107	202	7300	16,130.00	16,130.00	.00	16,130.00	4,463.73	11,666.27	.00
2022	107	202	7500	591,930.00	591,930.00	462,541.37	129,388.63	.00	129,388.63	.00
DIVISION TOTALS:				1,935,020.00	1,935,020.00	1,499,092.73	435,927.27	4,463.73	431,463.54	.00
DEPARTMENT TOTALS:				1,935,020.00	1,935,020.00	1,499,092.73	435,927.27	4,463.73	431,463.54	.00
PERCENT EXPENDED: 77.5				PERCENT EXPENDED AND ENCUMBERED:			77.7			

107 212
 RUN DATE: 06/10/2022
 RUN TIME: 08.17.50

CITY OF CINCINNATI - DEPARTMENT OF FINANCE
 DIVISION OF ACCOUNTS AND AUDITS
 STATEMENT OF BALANCES
 APPROPRIATED FUNDS
 AS OF 05 / 31 / 2022

PGM ID: CFSFA104
 PAGE: 53

FY	FND	AGY	OBJT	ORIGINAL AUTHORIZATION	ADJUSTED AUTHORIZATION	EXPENDITURES AMOUNT	UNEXPENDED BALANCE	ENCUMBRANCE AMOUNT	UNENCUMBERED BALANCE	PRE-ENCUMBERED AMOUNT
210 Dept Of Bldgs & Inspections										
212 Bldg & Inspections, Licenses & Permits										
2022	107	212	7100	562,910.00	487,910.00	257,266.93	230,643.07	.00	230,643.07	.00
2022	107	212	7200	498,610.00	573,610.00	126,151.29	447,458.71	169,214.31	278,244.40	.00
2022	107	212	7300	18,160.00	18,160.00	12,480.36	5,679.64	3,113.13	2,566.51	.00
2022	107	212	7400	15,250.00	15,250.00	1,954.68	13,295.32	650.32	12,645.00	.00
2022	107	212	7500	277,740.00	277,740.00	123,241.96	154,498.04	.00	154,498.04	.00
DIVISION TOTALS:				1,372,670.00	1,372,670.00	521,095.22	851,574.78	172,977.76	678,597.02	.00
DEPARTMENT TOTALS:				1,372,670.00	1,372,670.00	521,095.22	851,574.78	172,977.76	678,597.02	.00
PERCENT EXPENDED:				38.0	PERCENT EXPENDED AND ENCUMBERED:					
								50.6		
250 Dept Of Public Services										
253 Div Of Neighborhood Operations										
2022	107	253	7100	3,508,050.00	3,467,800.00	2,954,034.70	513,765.30	.00	513,765.30	.00
2022	107	253	7200	1,852,100.00	2,286,390.00	1,641,823.23	644,566.77	234,426.71	410,140.06	.00
2022	107	253	7300	325,120.00	439,965.00	324,496.30	115,468.70	29,356.38	86,112.32	.00
2022	107	253	7400	205,330.00	6,330.00	4,316.58	2,013.42	574.83	1,438.59	.00
2022	107	253	7500	1,479,060.00	1,331,020.00	1,000,167.99	330,852.01	.00	330,852.01	.00
DIVISION TOTALS:				7,369,660.00	7,531,505.00	5,924,838.80	1,606,666.20	264,357.92	1,342,308.28	.00
DEPARTMENT TOTALS:				7,369,660.00	7,531,505.00	5,924,838.80	1,606,666.20	264,357.92	1,342,308.28	.00
PERCENT EXPENDED:				78.7	PERCENT EXPENDED AND ENCUMBERED:					
								82.2		
310 Open										
311 Stormwater Management Utility										
2022	107	311	7100	2,997,080.00	2,897,080.00	2,213,239.78	683,840.22	.00	683,840.22	.00
2022	107	311	7200	5,256,540.00	5,346,540.00	3,008,016.84	2,338,523.16	1,200,704.06	1,137,819.10	230,500.00
2022	107	311	7300	366,610.00	376,610.00	163,133.03	213,476.97	33,886.34	179,590.63	30,613.71
2022	107	311	7400	638,510.00	688,510.00	621,001.18	67,508.82	45,860.59	21,648.23	1,000.00
2022	107	311	7500	1,157,830.00	1,157,830.00	899,606.81	258,223.19	.00	258,223.19	.00
2022	107	311	7600	190,000.00	180,000.00	44,612.00	135,388.00	47,369.00	88,019.00	11,111.40
2022	107	311	7700	1,691,190.00	1,691,190.00	1,691,182.78	7.22	.00	7.22	.00
DIVISION TOTALS:				12,297,760.00	12,337,760.00	8,640,792.42	3,696,967.58	1,327,819.99	2,369,147.59	273,225.11
DEPARTMENT TOTALS:				12,297,760.00	12,337,760.00	8,640,792.42	3,696,967.58	1,327,819.99	2,369,147.59	273,225.11
PERCENT EXPENDED:				70.0	PERCENT EXPENDED AND ENCUMBERED:					
								80.8		
910 Employee Benefits										
911 Contribution To City Pension										
2022	107	911	7500	44,050.00	45,600.00	44,050.00	1,550.00	.00	1,550.00	.00
2022	107	911	7700	8,290.00	8,290.00	8,280.19	9.81	.00	9.81	.00
DIVISION TOTALS:				52,340.00	53,890.00	52,330.19	1,559.81	.00	1,559.81	.00
919 Public Employee Assistance										
2022	107	919	7500	7,000.00	7,000.00	5,096.64	1,903.36	.00	1,903.36	.00
DIVISION TOTALS:				7,000.00	7,000.00	5,096.64	1,903.36	.00	1,903.36	.00
DEPARTMENT TOTALS:				59,340.00	60,890.00	57,426.83	3,463.17	.00	3,463.17	.00
PERCENT EXPENDED:				94.3	PERCENT EXPENDED AND ENCUMBERED:					
								94.3		

107 921
 RUN DATE: 06/10/2022
 RUN TIME: 08.17.50

CITY OF CINCINNATI - DEPARTMENT OF FINANCE
 DIVISION OF ACCOUNTS AND AUDITS
 STATEMENT OF BALANCES
 APPROPRIATED FUNDS
 AS OF 05 / 31 / 2022

PGM ID: CFSFA104
 PAGE: 54

FY	FND	AGY	OBJT	ORIGINAL AUTHORIZATION	ADJUSTED AUTHORIZATION	EXPENDITURES AMOUNT	UNEXPENDED BALANCE	ENCUMBRANCE AMOUNT	UNENCUMBERED BALANCE	PRE-ENCUMBERED AMOUNT
920 Employee Benefits (Cont)										
921 Workers' Comp Insurance										
2022	107	921	7500	152,290.00	152,290.00	124,385.33	27,904.67	.00	27,904.67	.00
DIVISION TOTALS:				152,290.00	152,290.00	124,385.33	27,904.67	.00	27,904.67	.00
DEPARTMENT TOTALS:				152,290.00	152,290.00	124,385.33	27,904.67	.00	27,904.67	.00
PERCENT EXPENDED:				81.7	PERCENT EXPENDED AND ENCUMBERED: 81.7					
940 Govt'Al & Prof'Al Services										
944 General Fund Overhead										
2022	107	944	7200	832,940.00	832,940.00	746,741.14	86,198.86	.00	86,198.86	.00
DIVISION TOTALS:				832,940.00	832,940.00	746,741.14	86,198.86	.00	86,198.86	.00
DEPARTMENT TOTALS:				832,940.00	832,940.00	746,741.14	86,198.86	.00	86,198.86	.00
PERCENT EXPENDED:				89.7	PERCENT EXPENDED AND ENCUMBERED: 89.7					
151 Bond Retirement - City FUND										
130 Department Of Finance										
131 Finance, Office Of Director										
2022	151	131	7100	39,280.00	39,280.00	28,275.55	11,004.45	.00	11,004.45	.00
2022	151	131	7500	14,690.00	14,690.00	9,756.26	4,933.74	.00	4,933.74	.00
DIVISION TOTALS:				53,970.00	53,970.00	38,031.81	15,938.19	.00	15,938.19	.00
134 Finance, Treasury										
2022	151	134	7100	260,920.00	219,960.00	122,394.54	97,565.46	.00	97,565.46	.00
2022	151	134	7200	3,262,030.00	2,115,855.00	1,370,427.17	745,427.83	326,133.50	419,294.33	.00
2022	151	134	7300	18,610.00	18,610.00	.00	18,610.00	.00	18,610.00	.00
2022	151	134	7400	155,740.00	155,740.00	2,099.25	153,640.75	.00	153,640.75	.00
2022	151	134	7500	106,620.00	106,620.00	35,659.76	70,960.24	.00	70,960.24	.00
2022	151	134	7700	180,341,590.00	127,135,586.00	73,092,895.08	54,042,690.92	.00	54,042,690.92	.00
DIVISION TOTALS:				184,145,510.00	129,752,371.00	74,623,475.80	55,128,895.20	326,133.50	54,802,761.70	.00
DEPARTMENT TOTALS:				184,199,480.00	129,806,341.00	74,661,507.61	55,144,833.39	326,133.50	54,818,699.89	.00
PERCENT EXPENDED:				57.5	PERCENT EXPENDED AND ENCUMBERED: 57.8					
910 Employee Benefits										
919 Public Employee Assistance										
2022	151	919	7500	300.00	300.00	.00	300.00	.00	300.00	.00
DIVISION TOTALS:				300.00	300.00	.00	300.00	.00	300.00	.00
DEPARTMENT TOTALS:				300.00	300.00	.00	300.00	.00	300.00	.00
PERCENT EXPENDED:				.0	PERCENT EXPENDED AND ENCUMBERED: .0					
920 Employee Benefits (Cont)										
921 Workers' Comp Insurance										
2022	151	921	7500	4,010.00	4,010.00	2,971.29	1,038.71	.00	1,038.71	.00
DIVISION TOTALS:				4,010.00	4,010.00	2,971.29	1,038.71	.00	1,038.71	.00
DEPARTMENT TOTALS:				4,010.00	4,010.00	2,971.29	1,038.71	.00	1,038.71	.00
PERCENT EXPENDED:				74.1	PERCENT EXPENDED AND ENCUMBERED: 74.1					

301 202
 RUN DATE: 06/10/2022
 RUN TIME: 08.17.50

CITY OF CINCINNATI - DEPARTMENT OF FINANCE
 DIVISION OF ACCOUNTS AND AUDITS
 STATEMENT OF BALANCES
 APPROPRIATED FUNDS
 AS OF 05 / 31 / 2022

PGM ID: CFSFA104
 PAGE: 55

FY	FND	AGY	OBJT	ORIGINAL AUTHORIZATION	ADJUSTED AUTHORIZATION	EXPENDITURES AMOUNT	UNEXPENDED BALANCE	ENCUMBRANCE AMOUNT	UNENCUMBERED BALANCE	PRE-ENCUMBERED AMOUNT
301 Street Const Maintenance & Rep FUND										
200 Department Of Parks										
202 Parks, Operations & Facility Mgmt										
2022	301	202	7100	254,460.00	254,460.00	184,472.25	69,987.75	.00	69,987.75	.00
2022	301	202	7200	23,430.00	23,430.00	15,960.07	7,469.93	775.93	6,694.00	.00
2022	301	202	7300	52,170.00	52,170.00	47,044.51	5,125.49	5,003.08	122.41	.00
2022	301	202	7400	1,020.00	1,020.00	.00	1,020.00	.00	1,020.00	.00
2022	301	202	7500	73,010.00	73,010.00	45,303.50	27,706.50	.00	27,706.50	.00
DIVISION TOTALS:				404,090.00	404,090.00	292,780.33	111,309.67	5,779.01	105,530.66	.00
DEPARTMENT TOTALS:				404,090.00	404,090.00	292,780.33	111,309.67	5,779.01	105,530.66	.00
PERCENT EXPENDED:				72.5	PERCENT EXPENDED AND ENCUMBERED:			73.9		
230 Dept Of Transportation & Engin										
238 Division of Traffic Services										
2022	301	238	7100	43,490.00	43,490.00	11,740.21	31,749.79	.00	31,749.79	.00
2022	301	238	7200	41,540.00	286,540.00	283,101.72	3,438.28	2,880.18	558.10	.00
2022	301	238	7300	823,110.00	499,110.00	371,901.16	127,208.84	126,699.98	508.86	.00
2022	301	238	7400	10,280.00	89,280.00	69,825.88	19,454.12	2,154.78	17,299.34	.00
2022	301	238	7500	15,600.00	15,600.00	405.03	15,194.97	.00	15,194.97	.00
DIVISION TOTALS:				934,020.00	934,020.00	736,974.00	197,046.00	131,734.94	65,311.06	.00
239 Division Of Traffic Engineer										
2022	301	239	7200	484,560.00	484,560.00	282,318.01	202,241.99	52,515.92	149,726.07	.00
DIVISION TOTALS:				484,560.00	484,560.00	282,318.01	202,241.99	52,515.92	149,726.07	.00
DEPARTMENT TOTALS:				1,418,580.00	1,418,580.00	1,019,292.01	399,287.99	184,250.86	215,037.13	.00
PERCENT EXPENDED:				71.9	PERCENT EXPENDED AND ENCUMBERED:			84.8		
250 Dept Of Public Services										
252 Traffic And Road Operations										
2022	301	252	7100	3,887,330.00	3,887,330.00	2,922,221.63	965,108.37	.00	965,108.37	.00
2022	301	252	7200	1,987,190.00	2,289,357.00	1,239,810.36	1,049,546.64	790,843.75	258,702.89	15,000.00
2022	301	252	7300	2,582,200.00	2,602,200.00	588,200.00	2,014,000.00	284,171.31	1,729,828.69	.00
2022	301	252	7400	98,540.00	98,540.00	38,030.17	60,509.83	5,239.09	55,270.74	.00
2022	301	252	7500	1,751,850.00	1,612,223.00	1,206,084.04	406,138.96	.00	406,138.96	.00
DIVISION TOTALS:				10,307,110.00	10,489,650.00	5,994,346.20	4,495,303.80	1,080,254.15	3,415,049.65	15,000.00
253 Div Of Neighborhood Operations										
2022	301	253	7100	2,291,980.00	2,182,750.00	1,664,173.94	518,576.06	.00	518,576.06	.00
2022	301	253	7200	502,560.00	553,560.00	438,715.79	114,844.21	103,467.78	11,376.43	.00
2022	301	253	7300	137,110.00	157,110.00	86,261.86	70,848.14	8,515.65	62,332.49	.00
2022	301	253	7400	38,020.00	13,020.00	7,141.22	5,878.78	120.78	5,758.00	.00
2022	301	253	7500	983,180.00	863,870.00	688,620.88	175,249.12	.00	175,249.12	.00
DIVISION TOTALS:				3,952,850.00	3,770,310.00	2,884,913.69	885,396.31	112,104.21	773,292.10	.00
DEPARTMENT TOTALS:				14,259,960.00	14,259,960.00	8,879,259.89	5,380,700.11	1,192,358.36	4,188,341.75	15,000.00
PERCENT EXPENDED:				62.3	PERCENT EXPENDED AND ENCUMBERED:			70.6		
910 Employee Benefits										
911 Contribution To City Pension										
2022	301	911	7500	84,810.00	87,795.00	84,810.00	2,985.00	.00	2,985.00	.00
DIVISION TOTALS:				84,810.00	87,795.00	84,810.00	2,985.00	.00	2,985.00	.00

301 919
 RUN DATE: 06/10/2022
 RUN TIME: 08.17.50

CITY OF CINCINNATI - DEPARTMENT OF FINANCE
 DIVISION OF ACCOUNTS AND AUDITS
 STATEMENT OF BALANCES
 APPROPRIATED FUNDS
 AS OF 05 / 31 / 2022

PGM ID: CFSFA104
 PAGE: 56

FY	FND	AGY	OBJT	ORIGINAL AUTHORIZATION	ADJUSTED AUTHORIZATION	EXPENDITURES AMOUNT	UNEXPENDED BALANCE	ENCUMBRANCE AMOUNT	UNENCUMBERED BALANCE	PRE-ENCUMBERED AMOUNT
919 Public Employee Assistance										
2022	301	919	7500	7,800.00	7,800.00	7,054.42	745.58	.00	745.58	.00
DIVISION TOTALS:				7,800.00	7,800.00	7,054.42	745.58	.00	745.58	.00
DEPARTMENT TOTALS:				92,610.00	95,595.00	91,864.42	3,730.58	.00	3,730.58	.00
PERCENT EXPENDED:				96.1	PERCENT EXPENDED AND ENCUMBERED: 96.1					
920 Employee Benefits (Cont)										
921 Workers' Comp Insurance										
2022	301	921	7500	105,960.00	105,960.00	86,713.19	19,246.81	.00	19,246.81	.00
DIVISION TOTALS:				105,960.00	105,960.00	86,713.19	19,246.81	.00	19,246.81	.00
DEPARTMENT TOTALS:				105,960.00	105,960.00	86,713.19	19,246.81	.00	19,246.81	.00
PERCENT EXPENDED:				81.8	PERCENT EXPENDED AND ENCUMBERED: 81.8					
302 Income Tax Infrastructure FUND										
090 Enterprise Technology Solution										
092 ETS-CAGIS										
2022	302	092	7200	893,120.00	893,120.00	893,120.00	.00	.00	.00	.00
DIVISION TOTALS:				893,120.00	893,120.00	893,120.00	.00	.00	.00	.00
DEPARTMENT TOTALS:				893,120.00	893,120.00	893,120.00	.00	.00	.00	.00
PERCENT EXPENDED:				100.0	PERCENT EXPENDED AND ENCUMBERED: 100.0					
100 Office Of The City Manager										
102 Office Of Budget & Evaluation										
2022	302	102	7100	140,660.00	140,660.00	105,685.25	34,974.75	.00	34,974.75	.00
2022	302	102	7200	4,110.00	4,110.00	280.50	3,829.50	.00	3,829.50	.00
2022	302	102	7300	1,120.00	1,120.00	.00	1,120.00	.00	1,120.00	.00
2022	302	102	7400	990.00	990.00	169.93	820.07	130.07	690.00	.00
2022	302	102	7500	48,880.00	48,880.00	48,880.00	.00	.00	.00	.00
DIVISION TOTALS:				195,760.00	195,760.00	155,015.68	40,744.32	130.07	40,614.25	.00
107 Procurement										
2022	302	107	7100	175,660.00	175,660.00	52,804.96	122,855.04	.00	122,855.04	.00
2022	302	107	7500	71,250.00	71,250.00	16,353.77	54,896.23	.00	54,896.23	.00
DIVISION TOTALS:				246,910.00	246,910.00	69,158.73	177,751.27	.00	177,751.27	.00
DEPARTMENT TOTALS:				442,670.00	442,670.00	224,174.41	218,495.59	130.07	218,365.52	.00
PERCENT EXPENDED:				50.6	PERCENT EXPENDED AND ENCUMBERED: 50.7					
110 Department Of Law										
111 Civil										
2022	302	111	7100	89,490.00	89,490.00	84,302.07	5,187.93	.00	5,187.93	.00
2022	302	111	7200	4,090.00	4,090.00	1,402.94	2,687.06	.00	2,687.06	.00
2022	302	111	7300	800.00	800.00	.00	800.00	.00	800.00	.00
2022	302	111	7400	1,930.00	1,930.00	.00	1,930.00	.00	1,930.00	.00
2022	302	111	7500	16,520.00	16,520.00	16,969.84	-449.84	.00	-449.84	.00
DIVISION TOTALS:				112,830.00	112,830.00	102,674.85	10,155.15	.00	10,155.15	.00
DEPARTMENT TOTALS:				112,830.00	112,830.00	102,674.85	10,155.15	.00	10,155.15	.00
PERCENT EXPENDED:				91.0	PERCENT EXPENDED AND ENCUMBERED: 91.0					

302 121
 RUN DATE: 06/10/2022
 RUN TIME: 08.17.50

CITY OF CINCINNATI - DEPARTMENT OF FINANCE
 DIVISION OF ACCOUNTS AND AUDITS
 STATEMENT OF BALANCES
 APPROPRIATED FUNDS
 AS OF 05 / 31 / 2022

PGM ID: CFSFA104
 PAGE: 57

FY	FND	AGY	OBJT	ORIGINAL AUTHORIZATION	ADJUSTED AUTHORIZATION	EXPENDITURES AMOUNT	UNEXPENDED BALANCE	ENCUMBRANCE AMOUNT	UNENCUMBERED BALANCE	PRE-ENCUMBERED AMOUNT
120 Department Of Human Resources										
121 Department Of Human Resources										
2022	302	121	7100	236,480.00	236,480.00	198,328.95	38,151.05	.00	38,151.05	.00
2022	302	121	7500	92,380.00	92,380.00	80,109.97	12,270.03	.00	12,270.03	.00
DIVISION TOTALS:				328,860.00	328,860.00	278,438.92	50,421.08	.00	50,421.08	.00
DEPARTMENT TOTALS:				328,860.00	328,860.00	278,438.92	50,421.08	.00	50,421.08	.00
PERCENT EXPENDED:				84.7	PERCENT EXPENDED AND ENCUMBERED:					
								84.7		
130 Department Of Finance										
133 Finance, Accounts & Audits										
2022	302	133	7100	169,300.00	107,754.00	70,542.40	37,211.60	.00	37,211.60	.00
2022	302	133	7200	3,770.00	3,770.00	880.59	2,889.41	.00	2,889.41	.00
2022	302	133	7500	58,300.00	58,300.00	30,818.96	27,481.04	.00	27,481.04	.00
DIVISION TOTALS:				231,370.00	169,824.00	102,241.95	67,582.05	.00	67,582.05	.00
DEPARTMENT TOTALS:				231,370.00	169,824.00	102,241.95	67,582.05	.00	67,582.05	.00
PERCENT EXPENDED:				60.2	PERCENT EXPENDED AND ENCUMBERED:					
								60.2		
190 Dept Of Public Recreation										
194 Recreation Maintenance										
2022	302	194	7100	567,590.00	567,590.00	408,988.32	158,601.68	.00	158,601.68	.00
2022	302	194	7200	37,430.00	37,430.00	18,080.25	19,349.75	.00	19,349.75	.00
2022	302	194	7300	143,320.00	143,320.00	82,114.28	61,205.72	448.26	60,757.46	34,999.90
2022	302	194	7500	249,650.00	249,650.00	191,788.73	57,861.27	.00	57,861.27	.00
DIVISION TOTALS:				997,990.00	997,990.00	700,971.58	297,018.42	448.26	296,570.16	34,999.90
DEPARTMENT TOTALS:				997,990.00	997,990.00	700,971.58	297,018.42	448.26	296,570.16	34,999.90
PERCENT EXPENDED:				70.2	PERCENT EXPENDED AND ENCUMBERED:					
								70.3		
200 Department Of Parks										
202 Parks, Operations & Facility Mgmt										
2022	302	202	7100	1,178,920.00	1,178,920.00	1,010,568.42	168,351.58	.00	168,351.58	.00
2022	302	202	7300	6,590.00	6,590.00	.00	6,590.00	.00	6,590.00	.00
2022	302	202	7400	5,060.00	5,060.00	.00	5,060.00	.00	5,060.00	.00
2022	302	202	7500	457,340.00	457,340.00	407,779.60	49,560.40	.00	49,560.40	.00
DIVISION TOTALS:				1,647,910.00	1,647,910.00	1,418,348.02	229,561.98	.00	229,561.98	.00
203 Parks, Adm & Program Services										
2022	302	203	7100	43,820.00	43,820.00	39,742.77	4,077.23	.00	4,077.23	.00
2022	302	203	7500	16,240.00	16,240.00	13,380.34	2,859.66	.00	2,859.66	.00
DIVISION TOTALS:				60,060.00	60,060.00	53,123.11	6,936.89	.00	6,936.89	.00
DEPARTMENT TOTALS:				1,707,970.00	1,707,970.00	1,471,471.13	236,498.87	.00	236,498.87	.00
PERCENT EXPENDED:				86.2	PERCENT EXPENDED AND ENCUMBERED:					
								86.2		
210 Dept Of Bldgs & Inspections										
211 Bldg & Inspections, Director										
2022	302	211	7100	43,580.00	43,580.00	8,145.89	35,434.11	.00	35,434.11	.00
2022	302	211	7500	18,790.00	18,790.00	2,889.14	15,900.86	.00	15,900.86	.00
DIVISION TOTALS:				62,370.00	62,370.00	11,035.03	51,334.97	.00	51,334.97	.00
DEPARTMENT TOTALS:				62,370.00	62,370.00	11,035.03	51,334.97	.00	51,334.97	.00
PERCENT EXPENDED:				17.7	PERCENT EXPENDED AND ENCUMBERED:					
								17.7		

302 231
 RUN DATE: 06/10/2022
 RUN TIME: 08.17.50

CITY OF CINCINNATI - DEPARTMENT OF FINANCE
 DIVISION OF ACCOUNTS AND AUDITS
 STATEMENT OF BALANCES
 APPROPRIATED FUNDS
 AS OF 05 / 31 / 2022

PGM ID: CFSFA104
 PAGE: 58

FY	FND	AGY	OBJT	ORIGINAL AUTHORIZATION	ADJUSTED AUTHORIZATION	EXPENDITURES AMOUNT	UNEXPENDED BALANCE	ENCUMBRANCE AMOUNT	UNENCUMBERED BALANCE	PRE-ENCUMBERED AMOUNT
230 Dept Of Transportation & Engin										
231 Trans & Eng, Director										
2022	302	231	7100	949,240.00	1,109,240.00	797,503.89	311,736.11	.00	311,736.11	.00
2022	302	231	7200	3,410.00	3,410.00	3,375.97	34.03	.00	34.03	.00
2022	302	231	7300	8,150.00	8,150.00	1,531.56	6,618.44	.00	6,618.44	.00
2022	302	231	7400	11,990.00	11,990.00	9,000.00	2,990.00	.00	2,990.00	.00
2022	302	231	7500	308,520.00	328,520.00	323,767.22	4,752.78	.00	4,752.78	.00
DIVISION TOTALS:				1,281,310.00	1,461,310.00	1,135,178.64	326,131.36	.00	326,131.36	.00
232 Div Of Transportation Planning										
2022	302	232	7100	1,154,310.00	1,211,310.00	1,049,562.23	161,747.77	.00	161,747.77	.00
2022	302	232	7200	47,330.00	39,330.00	27,652.66	11,677.34	3,202.27	8,475.07	.00
2022	302	232	7300	9,660.00	16,660.00	8,548.97	8,111.03	160.03	7,951.00	.00
2022	302	232	7400	100.00	1,100.00	85.16	1,014.84	.00	1,014.84	.00
2022	302	232	7500	394,620.00	417,620.00	394,634.83	22,985.17	.00	22,985.17	.00
DIVISION TOTALS:				1,606,020.00	1,686,020.00	1,480,483.85	205,536.15	3,362.30	202,173.85	.00
233 Division Of Engineering										
2022	302	233	7100	1,538,690.00	1,481,690.00	654,704.40	826,985.60	.00	826,985.60	.00
2022	302	233	7200	640,530.00	521,678.00	194,957.68	326,720.32	139,548.65	187,171.67	.00
2022	302	233	7300	79,830.00	181,830.00	46,556.64	135,273.36	92,677.82	42,595.54	.00
2022	302	233	7400	440.00	17,292.00	2,877.43	14,414.57	13,896.91	517.66	.00
2022	302	233	7500	432,050.00	409,050.00	268,901.91	140,148.09	.00	140,148.09	.00
DIVISION TOTALS:				2,691,540.00	2,611,540.00	1,167,998.06	1,443,541.94	246,123.38	1,197,418.56	.00
238 Division Of Traffic Services										
2022	302	238	7100	2,097,820.00	2,097,820.00	1,720,698.30	377,121.70	.00	377,121.70	.00
2022	302	238	7200	153,660.00	71,660.00	56,402.13	15,257.87	10,881.23	4,376.64	.00
2022	302	238	7300	152,810.00	152,810.00	88,891.44	63,918.56	46,001.36	17,917.20	.00
2022	302	238	7400	1,160.00	83,160.00	51,387.12	31,772.88	16,612.88	15,160.00	.00
2022	302	238	7500	878,110.00	878,110.00	666,203.14	211,906.86	.00	211,906.86	.00
DIVISION TOTALS:				3,283,560.00	3,283,560.00	2,583,582.13	699,977.87	73,495.47	626,482.40	.00
239 Division Of Traffic Engineer										
2022	302	239	7100	1,463,530.00	1,463,530.00	1,227,252.48	236,277.52	.00	236,277.52	.00
2022	302	239	7200	136,940.00	136,940.00	55,422.99	81,517.01	.00	81,517.01	.00
2022	302	239	7300	7,310.00	7,310.00	6,444.93	865.07	807.02	58.05	.00
2022	302	239	7400	10,810.00	10,810.00	1,164.19	9,645.81	1,835.81	7,810.00	.00
2022	302	239	7500	456,690.00	456,690.00	443,159.55	13,530.45	.00	13,530.45	.00
DIVISION TOTALS:				2,075,280.00	2,075,280.00	1,733,444.14	341,835.86	2,642.83	339,193.03	.00
DEPARTMENT TOTALS:				10,937,710.00	11,117,710.00	8,100,686.82	3,017,023.18	325,623.98	2,691,399.20	.00
PERCENT EXPENDED:				72.9	PERCENT EXPENDED AND ENCUMBERED:					
							75.8			
250 Dept Of Public Services										
251 Office Of The Director										
2022	302	251	7100	100,680.00	100,680.00	83,669.37	17,010.63	.00	17,010.63	.00
2022	302	251	7200	35,830.00	32,830.00	22,209.09	10,620.91	4,812.10	5,808.81	.00
2022	302	251	7300	11,800.00	11,800.00	7,996.98	3,803.02	3,086.74	716.28	.00
2022	302	251	7400	3,580.00	6,580.00	1,957.25	4,622.75	542.75	4,080.00	.00
2022	302	251	7500	39,360.00	39,360.00	34,655.90	4,704.10	.00	4,704.10	.00
DIVISION TOTALS:				191,250.00	191,250.00	150,488.59	40,761.41	8,441.59	32,319.82	.00

302 252
 RUN DATE: 06/10/2022
 RUN TIME: 08.17.50

CITY OF CINCINNATI - DEPARTMENT OF FINANCE
 DIVISION OF ACCOUNTS AND AUDITS
 STATEMENT OF BALANCES
 APPROPRIATED FUNDS
 AS OF 05 / 31 / 2022

PGM ID: CFSFA104
 PAGE: 59

FY	FND	AGY	OBJT	ORIGINAL AUTHORIZATION	ADJUSTED AUTHORIZATION	EXPENDITURES AMOUNT	UNEXPENDED BALANCE	ENCUMBRANCE AMOUNT	UNENCUMBERED BALANCE	PRE-ENCUMBERED AMOUNT
252 Traffic And Road Operations										
2022	302	252	7100	253,830.00	253,830.00	200,999.35	52,830.65	.00	52,830.65	.00
2022	302	252	7200	435,380.00	435,380.00	241,557.74	193,822.26	115,959.00	77,863.26	.00
2022	302	252	7300	101,890.00	101,890.00	35,373.49	66,516.51	9,630.00	56,886.51	.00
2022	302	252	7400	7,630.00	7,630.00	3,712.65	3,917.35	.00	3,917.35	.00
2022	302	252	7500	123,780.00	123,780.00	78,780.47	44,999.53	.00	44,999.53	.00
DIVISION TOTALS:				922,510.00	922,510.00	560,423.70	362,086.30	125,589.00	236,497.30	.00
255 Div Of City Facility Mgmt										
2022	302	255	7100	1,620,340.00	1,665,340.00	1,410,075.88	255,264.12	.00	255,264.12	.00
2022	302	255	7200	861,370.00	767,370.00	582,373.16	184,996.84	182,192.74	2,804.10	.00
2022	302	255	7300	244,510.00	343,410.00	255,231.70	88,178.30	86,571.09	1,607.21	.00
2022	302	255	7400	60,200.00	55,300.00	54,071.21	1,228.79	1,023.66	205.13	.00
2022	302	255	7500	703,920.00	658,920.00	575,299.86	83,620.14	.00	83,620.14	.00
DIVISION TOTALS:				3,490,340.00	3,490,340.00	2,877,051.81	613,288.19	269,787.49	343,500.70	.00
DEPARTMENT TOTALS:				4,604,100.00	4,604,100.00	3,587,964.10	1,016,135.90	403,818.08	612,317.82	.00
PERCENT EXPENDED:				77.9	PERCENT EXPENDED AND ENCUMBERED: 86.7					
280										
281 Economic Inclusion										
2022	302	281	7100	218,600.00	184,645.00	89,709.64	94,935.36	.00	94,935.36	.00
2022	302	281	7500	84,860.00	69,030.00	38,796.40	30,233.60	.00	30,233.60	.00
DIVISION TOTALS:				303,460.00	253,675.00	128,506.04	125,168.96	.00	125,168.96	.00
DEPARTMENT TOTALS:				303,460.00	253,675.00	128,506.04	125,168.96	.00	125,168.96	.00
PERCENT EXPENDED:				50.7	PERCENT EXPENDED AND ENCUMBERED: 50.7					
910 Employee Benefits										
911 Contribution To City Pension										
2022	302	911	7500	100,730.00	104,270.00	100,730.00	3,540.00	.00	3,540.00	.00
DIVISION TOTALS:				100,730.00	104,270.00	100,730.00	3,540.00	.00	3,540.00	.00
919 Public Employee Assistance										
2022	302	919	7500	14,000.00	14,000.00	13,369.25	630.75	.00	630.75	.00
DIVISION TOTALS:				14,000.00	14,000.00	13,369.25	630.75	.00	630.75	.00
DEPARTMENT TOTALS:				114,730.00	118,270.00	114,099.25	4,170.75	.00	4,170.75	.00
PERCENT EXPENDED:				96.5	PERCENT EXPENDED AND ENCUMBERED: 96.5					
920 Employee Benefits (Cont)										
921 Workers' Comp Insurance										
2022	302	921	7500	189,650.00	189,650.00	160,745.10	28,904.90	.00	28,904.90	.00
DIVISION TOTALS:				189,650.00	189,650.00	160,745.10	28,904.90	.00	28,904.90	.00
924 Lump Sum Payment										
2022	302	924	7100	300,000.00	300,000.00	133,801.75	166,198.25	.00	166,198.25	.00
DIVISION TOTALS:				300,000.00	300,000.00	133,801.75	166,198.25	.00	166,198.25	.00
DEPARTMENT TOTALS:				489,650.00	489,650.00	294,546.85	195,103.15	.00	195,103.15	.00
PERCENT EXPENDED:				60.2	PERCENT EXPENDED AND ENCUMBERED: 60.2					

302 944
 RUN DATE: 06/10/2022
 RUN TIME: 08.17.50

CITY OF CINCINNATI - DEPARTMENT OF FINANCE
 DIVISION OF ACCOUNTS AND AUDITS
 STATEMENT OF BALANCES
 APPROPRIATED FUNDS
 AS OF 05 / 31 / 2022

PGM ID: CFSFA104
 PAGE: 60

FY	FND	AGY	OBJT	ORIGINAL AUTHORIZATION	ADJUSTED AUTHORIZATION	EXPENDITURES AMOUNT	UNEXPENDED BALANCE	ENCUMBRANCE AMOUNT	UNENCUMBERED BALANCE	PRE-ENCUMBERED AMOUNT
940 Govt'Al & Prof'Al Services										
944 General Fund Overhead										
2022	302	944	7200	1,043,020.00	1,043,020.00	965,025.18	77,994.82	.00	77,994.82	.00
DIVISION TOTALS:				1,043,020.00	1,043,020.00	965,025.18	77,994.82	.00	77,994.82	.00
DEPARTMENT TOTALS:				1,043,020.00	1,043,020.00	965,025.18	77,994.82	.00	77,994.82	.00
PERCENT EXPENDED:				92.5	PERCENT EXPENDED AND ENCUMBERED: 92.5					
303 Parking Meter FUND										
130 Department Of Finance										
134 Finance, Treasury										
2022	303	134	7100	17,950.00	17,950.00	9,206.85	8,743.15	.00	8,743.15	.00
2022	303	134	7200	18,000.00	8,000.00	.00	8,000.00	.00	8,000.00	.00
2022	303	134	7500	8,370.00	8,370.00	3,954.77	4,415.23	.00	4,415.23	.00
DIVISION TOTALS:				44,320.00	34,320.00	13,161.62	21,158.38	.00	21,158.38	.00
DEPARTMENT TOTALS:				44,320.00	34,320.00	13,161.62	21,158.38	.00	21,158.38	.00
PERCENT EXPENDED:				38.3	PERCENT EXPENDED AND ENCUMBERED: 38.3					
240 Dept. Of Enterprise Services										
248 Div Of Parking Facilities										
2022	303	248	7100	1,726,920.00	1,726,920.00	1,227,745.26	499,174.74	.00	499,174.74	.00
2022	303	248	7200	1,901,380.00	1,901,380.00	1,485,396.57	415,983.43	420,352.81	-4,369.38	.00
2022	303	248	7300	175,000.00	175,000.00	57,753.47	117,246.53	18,995.80	98,250.73	.00
2022	303	248	7400	60,400.00	60,400.00	54,649.10	5,750.90	250.90	5,500.00	.00
2022	303	248	7500	661,070.00	661,070.00	567,411.93	93,658.07	.00	93,658.07	.00
DIVISION TOTALS:				4,524,770.00	4,524,770.00	3,392,956.33	1,131,813.67	439,599.51	692,214.16	.00
DEPARTMENT TOTALS:				4,524,770.00	4,524,770.00	3,392,956.33	1,131,813.67	439,599.51	692,214.16	.00
PERCENT EXPENDED:				75.0	PERCENT EXPENDED AND ENCUMBERED: 84.7					
910 Employee Benefits										
911 Contribution To City Pension										
2022	303	911	7500	31,930.00	33,050.00	31,930.00	1,120.00	.00	1,120.00	.00
DIVISION TOTALS:				31,930.00	33,050.00	31,930.00	1,120.00	.00	1,120.00	.00
919 Public Employee Assistance										
2022	303	919	7500	2,300.00	2,300.00	1,692.58	607.42	.00	607.42	.00
DIVISION TOTALS:				2,300.00	2,300.00	1,692.58	607.42	.00	607.42	.00
DEPARTMENT TOTALS:				34,230.00	35,350.00	33,622.58	1,727.42	.00	1,727.42	.00
PERCENT EXPENDED:				95.1	PERCENT EXPENDED AND ENCUMBERED: 95.1					
920 Employee Benefits (Cont)										
921 Workers' Comp Insurance										
2022	303	921	7500	25,900.00	25,900.00	23,716.99	2,183.01	.00	2,183.01	.00
DIVISION TOTALS:				25,900.00	25,900.00	23,716.99	2,183.01	.00	2,183.01	.00
DEPARTMENT TOTALS:				25,900.00	25,900.00	23,716.99	2,183.01	.00	2,183.01	.00
PERCENT EXPENDED:				91.6	PERCENT EXPENDED AND ENCUMBERED: 91.6					

303 944
 RUN DATE: 06/10/2022
 RUN TIME: 08.17.50

CITY OF CINCINNATI - DEPARTMENT OF FINANCE
 DIVISION OF ACCOUNTS AND AUDITS
 STATEMENT OF BALANCES
 APPROPRIATED FUNDS
 AS OF 05 / 31 / 2022

PGM ID: CFSFA104
 PAGE: 61

FY	FND	AGY	OBJT	ORIGINAL AUTHORIZATION	ADJUSTED AUTHORIZATION	EXPENDITURES AMOUNT	UNEXPENDED BALANCE	ENCUMBRANCE AMOUNT	UNENCUMBERED BALANCE	PRE-ENCUMBERED AMOUNT
940 Govt'Al & Prof'Al Services										
944 General Fund Overhead										
2022	303	944	7200	144,430.00	144,430.00	142,383.77	2,046.23	.00	2,046.23	.00
DIVISION TOTALS:				144,430.00	144,430.00	142,383.77	2,046.23	.00	2,046.23	.00
DEPARTMENT TOTALS:				144,430.00	144,430.00	142,383.77	2,046.23	.00	2,046.23	.00
PERCENT EXPENDED: 98.6				PERCENT EXPENDED AND ENCUMBERED: 98.6						
306 Municipal Motor Vehicle Lic Tx FUND										
230 Dept Of Transportation & Engin										
238 Division of Traffic Services										
2022	306	238	7100	124,480.00	124,480.00	96,605.42	27,874.58	.00	27,874.58	.00
2022	306	238	7300	33,650.00	33,650.00	.00	33,650.00	33,473.80	176.20	.00
2022	306	238	7500	51,170.00	51,170.00	37,225.96	13,944.04	.00	13,944.04	.00
DIVISION TOTALS:				209,300.00	209,300.00	133,831.38	75,468.62	33,473.80	41,994.82	.00
DEPARTMENT TOTALS:				209,300.00	209,300.00	133,831.38	75,468.62	33,473.80	41,994.82	.00
PERCENT EXPENDED: 63.9				PERCENT EXPENDED AND ENCUMBERED: 79.9						
250 Dept Of Public Services										
252 Traffic And Road Operations										
2022	306	252	7100	1,355,160.00	1,283,160.00	954,683.46	328,476.54	.00	328,476.54	.00
2022	306	252	7200	396,380.00	400,380.00	210,108.62	190,271.38	52,061.46	138,209.92	.00
2022	306	252	7300	1,019,390.00	1,131,821.00	-7,019.30	1,138,840.30	89,393.24	1,049,447.06	.00
2022	306	252	7400	9,360.00	9,360.00	7,234.54	2,125.46	1,415.07	710.39	.00
2022	306	252	7500	610,480.00	566,049.00	433,046.05	133,002.95	.00	133,002.95	.00
DIVISION TOTALS:				3,390,770.00	3,390,770.00	1,598,053.37	1,792,716.63	142,869.77	1,649,846.86	.00
DEPARTMENT TOTALS:				3,390,770.00	3,390,770.00	1,598,053.37	1,792,716.63	142,869.77	1,649,846.86	.00
PERCENT EXPENDED: 47.1				PERCENT EXPENDED AND ENCUMBERED: 51.3						
910 Employee Benefits										
911 Contribution To City Pension										
2022	306	911	7500	19,250.00	19,930.00	19,250.00	680.00	.00	680.00	.00
DIVISION TOTALS:				19,250.00	19,930.00	19,250.00	680.00	.00	680.00	.00
919 Public Employee Assistance										
2022	306	919	7500	2,000.00	2,000.00	1,635.21	364.79	.00	364.79	.00
DIVISION TOTALS:				2,000.00	2,000.00	1,635.21	364.79	.00	364.79	.00
DEPARTMENT TOTALS:				21,250.00	21,930.00	20,885.21	1,044.79	.00	1,044.79	.00
PERCENT EXPENDED: 95.2				PERCENT EXPENDED AND ENCUMBERED: 95.2						
920 Employee Benefits (Cont)										
921 Workers' Comp Insurance										
2022	306	921	7500	24,460.00	24,460.00	19,855.83	4,604.17	.00	4,604.17	.00
DIVISION TOTALS:				24,460.00	24,460.00	19,855.83	4,604.17	.00	4,604.17	.00
DEPARTMENT TOTALS:				24,460.00	24,460.00	19,855.83	4,604.17	.00	4,604.17	.00
PERCENT EXPENDED: 81.2				PERCENT EXPENDED AND ENCUMBERED: 81.2						

306 944
 RUN DATE: 06/10/2022
 RUN TIME: 08.17.50

CITY OF CINCINNATI - DEPARTMENT OF FINANCE
 DIVISION OF ACCOUNTS AND AUDITS
 STATEMENT OF BALANCES
 APPROPRIATED FUNDS
 AS OF 05 / 31 / 2022

PGM ID: CFSFA104
 PAGE: 62

FY	FND	AGY	OBJT	ORIGINAL AUTHORIZATION	ADJUSTED AUTHORIZATION	EXPENDITURES AMOUNT	UNEXPENDED BALANCE	ENCUMBRANCE AMOUNT	UNENCUMBERED BALANCE	PRE-ENCUMBERED AMOUNT
940 Govt'Al & Prof'Al Services										
944 General Fund Overhead										
2022	306	944	7200	136,040.00	136,040.00	119,203.49	16,836.51	.00	16,836.51	.00
DIVISION TOTALS:				136,040.00	136,040.00	119,203.49	16,836.51	.00	16,836.51	.00
DEPARTMENT TOTALS:				136,040.00	136,040.00	119,203.49	16,836.51	.00	16,836.51	.00
PERCENT EXPENDED:				87.6	PERCENT EXPENDED AND ENCUMBERED: 87.6					
318 Sawyer Point FUND										
200 Department Of Parks										
202 Parks, Operations & Facility Mgmt										
2022	318	202	7100	401,850.00	401,850.00	110,279.25	291,570.75	.00	291,570.75	.00
2022	318	202	7200	361,120.00	351,120.00	128,842.47	222,277.53	77,861.20	144,416.33	1,750.00
2022	318	202	7300	222,960.00	222,960.00	58,635.97	164,324.03	124,368.12	39,955.91	.00
2022	318	202	7400	42,100.00	52,100.00	37,410.82	14,689.18	12,324.14	2,365.04	.00
2022	318	202	7500	47,890.00	47,890.00	34,313.28	13,576.72	.00	13,576.72	.00
DIVISION TOTALS:				1,075,920.00	1,075,920.00	369,481.79	706,438.21	214,553.46	491,884.75	1,750.00
203 Parks, Adm & Program Services										
2022	318	203	7200	21,000.00	21,000.00	1,000.00	20,000.00	.00	20,000.00	.00
2022	318	203	7400	10,000.00	10,000.00	6,080.88	3,919.12	.00	3,919.12	.00
DIVISION TOTALS:				31,000.00	31,000.00	7,080.88	23,919.12	.00	23,919.12	.00
DEPARTMENT TOTALS:				1,106,920.00	1,106,920.00	376,562.67	730,357.33	214,553.46	515,803.87	1,750.00
PERCENT EXPENDED:				34.0	PERCENT EXPENDED AND ENCUMBERED: 53.4					
910 Employee Benefits										
919 Public Employee Assistance										
2022	318	919	7500	420.00	420.00	120.57	299.43	.00	299.43	.00
DIVISION TOTALS:				420.00	420.00	120.57	299.43	.00	299.43	.00
DEPARTMENT TOTALS:				420.00	420.00	120.57	299.43	.00	299.43	.00
PERCENT EXPENDED:				28.7	PERCENT EXPENDED AND ENCUMBERED: 28.7					
920 Employee Benefits (Cont)										
921 Workers' Comp Insurance										
2022	318	921	7500	10,470.00	10,470.00	7,979.47	2,490.53	.00	2,490.53	.00
DIVISION TOTALS:				10,470.00	10,470.00	7,979.47	2,490.53	.00	2,490.53	.00
DEPARTMENT TOTALS:				10,470.00	10,470.00	7,979.47	2,490.53	.00	2,490.53	.00
PERCENT EXPENDED:				76.2	PERCENT EXPENDED AND ENCUMBERED: 76.2					
940 Govt'Al & Prof'Al Services										
944 General Fund Overhead										
2022	318	944	7200	56,650.00	56,650.00	47,904.32	8,745.68	.00	8,745.68	.00
DIVISION TOTALS:				56,650.00	56,650.00	47,904.32	8,745.68	.00	8,745.68	.00
DEPARTMENT TOTALS:				56,650.00	56,650.00	47,904.32	8,745.68	.00	8,745.68	.00
PERCENT EXPENDED:				84.6	PERCENT EXPENDED AND ENCUMBERED: 84.6					

323 191
 RUN DATE: 06/10/2022
 RUN TIME: 08.17.50

CITY OF CINCINNATI - DEPARTMENT OF FINANCE
 DIVISION OF ACCOUNTS AND AUDITS
 STATEMENT OF BALANCES
 APPROPRIATED FUNDS
 AS OF 05 / 31 / 2022

PGM ID: CFSFA104
 PAGE: 63

FY	FND	AGY	OBJT	ORIGINAL AUTHORIZATION	ADJUSTED AUTHORIZATION	EXPENDITURES AMOUNT	UNEXPENDED BALANCE	ENCUMBRANCE AMOUNT	UNENCUMBERED BALANCE	PRE-ENCUMBERED AMOUNT
323 Recreation Special Activities FUND										
190 Dept Of Public Recreation										
191 Recreation West Region										
2022	323	191	7100	892,670.00	805,670.00	458,174.76	347,495.24	.00	347,495.24	.00
2022	323	191	7200	154,710.00	139,710.00	44,904.30	94,805.70	4,897.58	89,908.12	.00
2022	323	191	7300	68,130.00	98,130.00	61,952.86	36,177.14	25,751.93	10,425.21	.00
2022	323	191	7400	8,000.00	8,000.00	1,115.00	6,885.00	.00	6,885.00	.00
2022	323	191	7500	40,790.00	40,790.00	27,244.49	13,545.51	.00	13,545.51	.00
DIVISION TOTALS:				1,164,300.00	1,092,300.00	593,391.41	498,908.59	30,649.51	468,259.08	.00
192 Recreation East Region										
2022	323	192	7100	1,121,620.00	1,121,620.00	500,860.22	620,759.78	.00	620,759.78	.00
2022	323	192	7200	186,670.00	186,670.00	57,541.77	129,128.23	9,002.40	120,125.83	.00
2022	323	192	7300	67,450.00	67,450.00	47,122.49	20,327.51	5,724.45	14,603.06	.00
2022	323	192	7400	15,790.00	15,790.00	1,537.50	14,252.50	.00	14,252.50	.00
2022	323	192	7500	46,910.00	46,910.00	27,210.10	19,699.90	.00	19,699.90	.00
DIVISION TOTALS:				1,438,440.00	1,438,440.00	634,272.08	804,167.92	14,726.85	789,441.07	.00
193 Recreation Central Region										
2022	323	193	7100	1,075,510.00	1,020,510.00	535,236.97	485,273.03	.00	485,273.03	.00
2022	323	193	7200	158,240.00	185,240.00	73,030.75	112,209.25	33,487.92	78,721.33	.00
2022	323	193	7300	80,770.00	130,270.00	102,254.96	28,015.04	5,803.55	22,211.49	.00
2022	323	193	7400	17,630.00	7,630.00	757.50	6,872.50	.00	6,872.50	.00
2022	323	193	7500	49,140.00	49,140.00	27,495.83	21,644.17	.00	21,644.17	.00
DIVISION TOTALS:				1,381,290.00	1,392,790.00	738,776.01	654,013.99	39,291.47	614,722.52	.00
197 Recreation Athletics										
2022	323	197	7100	399,830.00	399,830.00	110,944.54	288,885.46	.00	288,885.46	.00
2022	323	197	7200	291,500.00	298,500.00	143,880.64	154,619.36	55,278.95	99,340.41	.00
2022	323	197	7300	185,900.00	176,400.00	51,966.02	124,433.98	7,118.78	117,315.20	.00
2022	323	197	7400	73,580.00	106,580.00	77,434.24	29,145.76	26,274.26	2,871.50	.00
2022	323	197	7500	35,190.00	35,190.00	5,393.12	29,796.88	.00	29,796.88	.00
DIVISION TOTALS:				986,000.00	1,016,500.00	389,618.56	626,881.44	88,671.99	538,209.45	.00
199 Recreation Administration										
2022	323	199	7100	79,830.00	79,830.00	67,756.50	12,073.50	.00	12,073.50	.00
2022	323	199	7200	33,250.00	56,205.00	45,390.06	10,814.94	5,000.00	5,814.94	.00
2022	323	199	7300	2,370.00	124,415.00	14,743.07	109,671.93	13,356.10	96,315.83	.00
2022	323	199	7400	101,430.00	86,430.00	41,275.88	45,154.12	10,000.00	35,154.12	.00
2022	323	199	7500	20,940.00	20,940.00	19,091.38	1,848.62	.00	1,848.62	.00
2022	323	199	7600	13,580.00	13,580.00	.00	13,580.00	.00	13,580.00	.00
DIVISION TOTALS:				251,400.00	381,400.00	188,256.89	193,143.11	28,356.10	164,787.01	.00
DEPARTMENT TOTALS:				5,221,430.00	5,321,430.00	2,544,314.95	2,777,115.05	201,695.92	2,575,419.13	.00
PERCENT EXPENDED:				47.8	PERCENT EXPENDED AND ENCUMBERED:					
								51.6		
910 Employee Benefits										
919 Public Employee Assistance										
2022	323	919	7500	4,500.00	4,500.00	2,085.59	2,414.41	.00	2,414.41	.00
DIVISION TOTALS:				4,500.00	4,500.00	2,085.59	2,414.41	.00	2,414.41	.00
DEPARTMENT TOTALS:				4,500.00	4,500.00	2,085.59	2,414.41	.00	2,414.41	.00
PERCENT EXPENDED:				46.3	PERCENT EXPENDED AND ENCUMBERED:					
								46.3		

323 921
 RUN DATE: 06/10/2022
 RUN TIME: 08.17.50

CITY OF CINCINNATI - DEPARTMENT OF FINANCE
 DIVISION OF ACCOUNTS AND AUDITS
 STATEMENT OF BALANCES
 APPROPRIATED FUNDS
 AS OF 05 / 31 / 2022

PGM ID: CFSFA104
 PAGE: 64

FY	FND	AGY	OBJT	ORIGINAL AUTHORIZATION	ADJUSTED AUTHORIZATION	EXPENDITURES AMOUNT	UNEXPENDED BALANCE	ENCUMBRANCE AMOUNT	UNENCUMBERED BALANCE	PRE-ENCUMBERED AMOUNT
920 Employee Benefits (Cont)										
921 Workers' Comp Insurance										
2022	323	921	7500	69,710.00	69,710.00	37,541.04	32,168.96	.00	32,168.96	.00
DIVISION TOTALS:				69,710.00	69,710.00	37,541.04	32,168.96	.00	32,168.96	.00
DEPARTMENT TOTALS:				69,710.00	69,710.00	37,541.04	32,168.96	.00	32,168.96	.00
PERCENT EXPENDED:				53.9	PERCENT EXPENDED AND ENCUMBERED: 53.9					
940 Govt'Al & Prof'Al Services										
944 General Fund Overhead										
2022	323	944	7200	377,270.00	377,270.00	225,375.76	151,894.24	.00	151,894.24	.00
DIVISION TOTALS:				377,270.00	377,270.00	225,375.76	151,894.24	.00	151,894.24	.00
DEPARTMENT TOTALS:				377,270.00	377,270.00	225,375.76	151,894.24	.00	151,894.24	.00
PERCENT EXPENDED:				59.7	PERCENT EXPENDED AND ENCUMBERED: 59.7					
329 Cincinnati Riverfront Park FUND										
200 Department Of Parks										
202 Parks, Operations & Facility Mgmt										
2022	329	202	7100	779,920.00	779,920.00	583,976.00	195,944.00	.00	195,944.00	.00
2022	329	202	7200	253,410.00	173,410.00	77,414.25	95,995.75	66,909.10	29,086.65	.00
2022	329	202	7300	75,310.00	155,310.00	80,576.82	74,733.18	68,480.66	6,252.52	.00
2022	329	202	7400	31,870.00	31,870.00	2,589.40	29,280.60	21.00	29,259.60	.00
2022	329	202	7500	356,670.00	356,670.00	267,883.17	88,786.83	.00	88,786.83	.00
DIVISION TOTALS:				1,497,180.00	1,497,180.00	1,012,439.64	484,740.36	135,410.76	349,329.60	.00
203 Parks, Adm & Program Services										
2022	329	203	7200	19,250.00	19,250.00	1,000.00	18,250.00	.00	18,250.00	4,680.00
2022	329	203	7400	10,000.00	10,000.00	4,282.68	5,717.32	.00	5,717.32	.00
DIVISION TOTALS:				29,250.00	29,250.00	5,282.68	23,967.32	.00	23,967.32	4,680.00
DEPARTMENT TOTALS:				1,526,430.00	1,526,430.00	1,017,722.32	508,707.68	135,410.76	373,296.92	4,680.00
PERCENT EXPENDED:				66.7	PERCENT EXPENDED AND ENCUMBERED: 75.5					
910 Employee Benefits										
919 Public Employee Assistance										
2022	329	919	7500	100.00	100.00	40.68	59.32	.00	59.32	.00
DIVISION TOTALS:				100.00	100.00	40.68	59.32	.00	59.32	.00
DEPARTMENT TOTALS:				100.00	100.00	40.68	59.32	.00	59.32	.00
PERCENT EXPENDED:				40.7	PERCENT EXPENDED AND ENCUMBERED: 40.7					
920 Employee Benefits (Cont)										
921 Workers' Comp Insurance										
2022	329	921	7500	8,680.00	8,680.00	7,969.37	710.63	.00	710.63	.00
DIVISION TOTALS:				8,680.00	8,680.00	7,969.37	710.63	.00	710.63	.00
DEPARTMENT TOTALS:				8,680.00	8,680.00	7,969.37	710.63	.00	710.63	.00
PERCENT EXPENDED:				91.8	PERCENT EXPENDED AND ENCUMBERED: 91.8					

329 944
 RUN DATE: 06/10/2022
 RUN TIME: 08.17.50

CITY OF CINCINNATI - DEPARTMENT OF FINANCE
 DIVISION OF ACCOUNTS AND AUDITS
 STATEMENT OF BALANCES
 APPROPRIATED FUNDS
 AS OF 05 / 31 / 2022

PGM ID: CFSFA104
 PAGE: 65

FY	FND	AGY	OBJT	ORIGINAL AUTHORIZATION	ADJUSTED AUTHORIZATION	EXPENDITURES AMOUNT	UNEXPENDED BALANCE	ENCUMBRANCE AMOUNT	UNENCUMBERED BALANCE	PRE-ENCUMBERED AMOUNT
940 Govt'Al & Prof'Al Services										
944 General Fund Overhead										
2022	329	944	7200	46,970.00	47,845.00	46,970.00	875.00	.00	875.00	.00
DIVISION TOTALS:				46,970.00	47,845.00	46,970.00	875.00	.00	875.00	.00
DEPARTMENT TOTALS:				46,970.00	47,845.00	46,970.00	875.00	.00	875.00	.00
PERCENT EXPENDED: 98.2				PERCENT EXPENDED AND ENCUMBERED:			98.2			
347 Hazard Abatement Fund FUND										
210 Dept Of Bldgs & Inspections										
212 Bldg & Inspections, Licenses & Permits										
2022	347	212	7100	444,680.00	444,680.00	248,318.64	196,361.36	.00	196,361.36	.00
2022	347	212	7200	860,080.00	860,080.00	98,409.87	761,670.13	93,149.20	668,520.93	125,344.00
2022	347	212	7300	47,450.00	47,450.00	14,559.00	32,891.00	400.00	32,491.00	.00
2022	347	212	7400	4,040.00	4,040.00	420.00	3,620.00	.00	3,620.00	.00
2022	347	212	7500	218,590.00	218,590.00	119,955.35	98,634.65	.00	98,634.65	.00
DIVISION TOTALS:				1,574,840.00	1,574,840.00	481,662.86	1,093,177.14	93,549.20	999,627.94	125,344.00
DEPARTMENT TOTALS:				1,574,840.00	1,574,840.00	481,662.86	1,093,177.14	93,549.20	999,627.94	125,344.00
PERCENT EXPENDED: 30.6				PERCENT EXPENDED AND ENCUMBERED:			36.5			
358 Bond Hill Roselawn Stabilization & Revitalization Operations FUND										
160 Community Developmt										
164 Division Of Community Devel										
2022	358	164	7400	151,470.00	250,000.00	250,000.00	.00	.00	.00	.00
DIVISION TOTALS:				151,470.00	250,000.00	250,000.00	.00	.00	.00	.00
DEPARTMENT TOTALS:				151,470.00	250,000.00	250,000.00	.00	.00	.00	.00
PERCENT EXPENDED: 100.0				PERCENT EXPENDED AND ENCUMBERED:			100.0			
364 911 Cell Phone Fees FUND										
090 Enterprise Technology Solution										
091 Enterprise Technology Solutions										
2022	364	091	7200	20,420.00	20,420.00	6,744.86	13,675.14	.00	13,675.14	.00
DIVISION TOTALS:				20,420.00	20,420.00	6,744.86	13,675.14	.00	13,675.14	.00
DEPARTMENT TOTALS:				20,420.00	20,420.00	6,744.86	13,675.14	.00	13,675.14	.00
PERCENT EXPENDED: 33.0				PERCENT EXPENDED AND ENCUMBERED:			33.0			
100 Office Of The City Manager										
103 Emergency Communications										
2022	364	103	7100	970,010.00	970,010.00	.00	970,010.00	.00	970,010.00	.00
2022	364	103	7200	207,630.00	239,630.00	142,486.53	97,143.47	86,957.21	10,186.26	39,600.00
2022	364	103	7300	124,250.00	52,250.00	5,269.70	46,980.30	42,777.74	4,202.56	.00
2022	364	103	7400	287,460.00	327,460.00	187,460.59	139,999.41	133,208.00	6,791.41	.00
DIVISION TOTALS:				1,589,350.00	1,589,350.00	335,216.82	1,254,133.18	262,942.95	991,190.23	39,600.00
DEPARTMENT TOTALS:				1,589,350.00	1,589,350.00	335,216.82	1,254,133.18	262,942.95	991,190.23	39,600.00
PERCENT EXPENDED: 21.1				PERCENT EXPENDED AND ENCUMBERED:			37.6			

377 253
 RUN DATE: 06/10/2022
 RUN TIME: 08.17.50

CITY OF CINCINNATI - DEPARTMENT OF FINANCE
 DIVISION OF ACCOUNTS AND AUDITS
 STATEMENT OF BALANCES
 APPROPRIATED FUNDS
 AS OF 05 / 31 / 2022

PGM ID: CFSFA104
 PAGE: 66

FY	FND	AGY	OBJT	ORIGINAL AUTHORIZATION	ADJUSTED AUTHORIZATION	EXPENDITURES AMOUNT	UNEXPENDED BALANCE	ENCUMBRANCE AMOUNT	UNENCUMBERED BALANCE	PRE-ENCUMBERED AMOUNT
377 Safe & Clean FUND										
250 Dept Of Public Services										
253 Div Of Neighborhood Operations										
2022	377	253	7200	51,520.00	51,520.00	6,664.06	44,855.94	44,855.94	.00	.00
DIVISION TOTALS:				51,520.00	51,520.00	6,664.06	44,855.94	44,855.94	.00	.00
DEPARTMENT TOTALS:				51,520.00	51,520.00	6,664.06	44,855.94	44,855.94	.00	.00
PERCENT EXPENDED: 12.9				PERCENT EXPENDED AND ENCUMBERED: 100.0						
395 Community Health Center FUND										
260 Department Of Public Health										
264 Primary Health Care - S.P.										
2022	395	264	7100	233,690.00	273,690.00	239,337.19	34,352.81	.00	34,352.81	.00
2022	395	264	7200	730.00	730.00	696.62	33.38	.00	33.38	.00
2022	395	264	7300	2,180.00	2,180.00	1,814.61	365.39	333.33	32.06	.00
2022	395	264	7500	81,980.00	96,980.00	90,941.09	6,038.91	.00	6,038.91	.00
DIVISION TOTALS:				318,580.00	373,580.00	332,789.51	40,790.49	333.33	40,457.16	.00
265 Primary Health Care - H.C.										
2022	395	265	7100	6,867,239.00	6,770,239.00	3,156,515.61	3,613,723.39	.00	3,613,723.39	.00
2022	395	265	7200	3,603,920.00	3,544,920.00	2,599,170.26	945,749.74	907,597.71	38,152.03	27,961.50
2022	395	265	7300	1,666,910.00	1,450,910.00	896,682.83	554,227.17	303,296.03	250,931.14	.00
2022	395	265	7400	1,053,450.00	1,328,450.00	1,086,201.95	242,248.05	239,919.50	2,328.55	.00
2022	395	265	7500	2,682,721.00	2,724,721.00	2,460,647.19	264,073.81	.00	264,073.81	.00
DIVISION TOTALS:				15,874,240.00	15,819,240.00	10,199,217.84	5,620,022.16	1,450,813.24	4,169,208.92	27,961.50
266 School & Adolescent Health										
2022	395	266	7100	5,180,080.00	5,180,080.00	3,874,464.43	1,305,615.57	.00	1,305,615.57	.00
2022	395	266	7200	582,530.00	447,530.00	367,532.25	79,997.75	74,524.01	5,473.74	.00
2022	395	266	7300	364,030.00	404,530.00	375,323.43	29,206.57	28,556.87	649.70	.00
2022	395	266	7400	173,450.00	268,450.00	251,169.59	17,280.41	16,288.22	992.19	.00
2022	395	266	7500	2,027,210.00	2,027,210.00	1,775,112.95	252,097.05	.00	252,097.05	.00
DIVISION TOTALS:				8,327,300.00	8,327,800.00	6,643,602.65	1,684,197.35	119,369.10	1,564,828.25	.00
DEPARTMENT TOTALS:				24,520,120.00	24,520,620.00	17,175,610.00	7,345,010.00	1,570,515.67	5,774,494.33	27,961.50
PERCENT EXPENDED: 70.0				PERCENT EXPENDED AND ENCUMBERED: 76.5						
910 Employee Benefits										
911 Contribution To City Pension										
2022	395	911	7500	110,710.00	114,605.00	110,710.00	3,895.00	.00	3,895.00	.00
DIVISION TOTALS:				110,710.00	114,605.00	110,710.00	3,895.00	.00	3,895.00	.00
919 Public Employee Assistance										
2022	395	919	7500	13,000.00	13,000.00	.00	13,000.00	.00	13,000.00	.00
DIVISION TOTALS:				13,000.00	13,000.00	.00	13,000.00	.00	13,000.00	.00
DEPARTMENT TOTALS:				123,710.00	127,605.00	110,710.00	16,895.00	.00	16,895.00	.00
PERCENT EXPENDED: 86.8				PERCENT EXPENDED AND ENCUMBERED: 86.8						

395 921
 RUN DATE: 06/10/2022
 RUN TIME: 08.17.50

CITY OF CINCINNATI - DEPARTMENT OF FINANCE
 DIVISION OF ACCOUNTS AND AUDITS
 STATEMENT OF BALANCES
 APPROPRIATED FUNDS
 AS OF 05 / 31 / 2022

PGM ID: CFSFA104
 PAGE: 67

FY	FND	AGY	OBJT	ORIGINAL AUTHORIZATION	ADJUSTED AUTHORIZATION	EXPENDITURES AMOUNT	UNEXPENDED BALANCE	ENCUMBRANCE AMOUNT	UNENCUMBERED BALANCE	PRE-ENCUMBERED AMOUNT
920 Employee Benefits (Cont)										
921 Workers' Comp Insurance										
2022	395	921	7500	181,170.00	181,170.00	166,386.89	14,783.11	.00	14,783.11	.00
DIVISION TOTALS:				181,170.00	181,170.00	166,386.89	14,783.11	.00	14,783.11	.00
DEPARTMENT TOTALS:				181,170.00	181,170.00	166,386.89	14,783.11	.00	14,783.11	.00
PERCENT EXPENDED:				91.8	PERCENT EXPENDED AND ENCUMBERED: 91.8					
940 Govt'Al & Prof'Al Services										
944 General Fund Overhead										
2022	395	944	7200	1,000,720.00	1,000,720.00	998,895.43	1,824.57	.00	1,824.57	.00
DIVISION TOTALS:				1,000,720.00	1,000,720.00	998,895.43	1,824.57	.00	1,824.57	.00
DEPARTMENT TOTALS:				1,000,720.00	1,000,720.00	998,895.43	1,824.57	.00	1,824.57	.00
PERCENT EXPENDED:				99.8	PERCENT EXPENDED AND ENCUMBERED: 99.8					
416 Cincinnati Health District FUND										
260 Department Of Public Health										
261 Health, Office Of The Commissioner										
2022	416	261	7100	1,658,690.00	1,541,690.00	1,131,654.39	410,035.61	.00	410,035.61	.00
2022	416	261	7200	181,660.00	326,160.00	152,162.55	173,997.45	7,716.25	166,281.20	.00
2022	416	261	7300	69,010.00	54,510.00	39,618.83	14,891.17	8,399.39	6,491.78	.00
2022	416	261	7400	40,070.00	40,070.00	21,997.80	18,072.20	10,406.28	7,665.92	.00
2022	416	261	7500	599,070.00	599,070.00	380,233.22	218,836.78	.00	218,836.78	.00
2022	416	261	7600	2,950.00	2,950.00	.00	2,950.00	.00	2,950.00	.00
DIVISION TOTALS:				2,551,450.00	2,564,450.00	1,725,666.79	838,783.21	26,521.92	812,261.29	.00
262 Health, Technical Resources										
2022	416	262	7100	1,642,320.00	1,262,320.00	1,158,409.70	103,910.30	.00	103,910.30	.00
2022	416	262	7200	406,330.00	600,830.00	280,605.33	320,224.67	128,685.33	191,539.34	5,985.00
2022	416	262	7300	66,330.00	94,330.00	53,332.96	40,997.04	31,058.18	9,938.86	.00
2022	416	262	7400	3,460.00	6,960.00	4,230.52	2,729.48	2,646.48	83.00	.00
2022	416	262	7500	694,870.00	694,870.00	496,949.59	197,920.41	.00	197,920.41	.00
DIVISION TOTALS:				2,813,310.00	2,659,310.00	1,993,528.10	665,781.90	162,389.99	503,391.91	5,985.00
263 Div Of Community Health										
2022	416	263	7100	3,027,940.00	3,577,940.00	2,771,637.60	806,302.40	.00	806,302.40	.00
2022	416	263	7200	212,070.00	424,070.00	191,967.71	232,102.29	44,210.66	187,891.63	.00
2022	416	263	7300	36,050.00	41,050.00	26,004.97	15,045.03	4,681.65	10,363.38	.00
2022	416	263	7400	990.00	19,990.00	17,454.25	2,535.75	2,297.17	238.58	.00
2022	416	263	7500	1,292,420.00	1,292,420.00	1,106,788.82	185,631.18	.00	185,631.18	.00
DIVISION TOTALS:				4,569,470.00	5,355,470.00	4,113,853.35	1,241,616.65	51,189.48	1,190,427.17	.00
264 Primary Health Care - S.P.										
2022	416	264	7100	1,443,610.00	859,610.00	832,400.79	27,209.21	.00	27,209.21	.00
2022	416	264	7200	50,570.00	54,570.00	24,600.84	29,969.16	22,734.99	7,234.17	.00
2022	416	264	7300	6,590.00	8,590.00	8,524.84	65.16	.00	65.16	.00
2022	416	264	7400	80,000.00	80,000.00	6,222.41	73,777.59	1,783.05	71,994.54	.00
2022	416	264	7500	467,170.00	467,170.00	300,596.32	166,573.68	.00	166,573.68	.00
DIVISION TOTALS:				2,047,940.00	1,469,940.00	1,172,345.20	297,594.80	24,518.04	273,076.76	.00

416 265
 RUN DATE: 06/10/2022
 RUN TIME: 08.17.50

CITY OF CINCINNATI - DEPARTMENT OF FINANCE
 DIVISION OF ACCOUNTS AND AUDITS
 STATEMENT OF BALANCES
 APPROPRIATED FUNDS
 AS OF 05 / 31 / 2022

PGM ID: CFSFA104
 PAGE: 68

FY	FND	AGY	OBJT	ORIGINAL AUTHORIZATION	ADJUSTED AUTHORIZATION	EXPENDITURES AMOUNT	UNEXPENDED BALANCE	ENCUMBRANCE AMOUNT	UNENCUMBERED BALANCE	PRE-ENCUMBERED AMOUNT
265 Primary Health Care - H.C.										
2022	416	265	7100	3,994,720.00	3,559,720.00	3,182,349.11	377,370.89	.00	377,370.89	.00
2022	416	265	7200	26,580.00	17,580.00	6,422.18	11,157.82	.00	11,157.82	.00
2022	416	265	7300	9,180.00	9,180.00	2,399.08	6,780.92	2,107.35	4,673.57	.00
2022	416	265	7500	1,395,980.00	1,395,980.00	936,909.45	459,070.55	.00	459,070.55	.00
DIVISION TOTALS:				5,426,460.00	4,982,460.00	4,128,079.82	854,380.18	2,107.35	852,272.83	.00
266 School & Adolescent Health										
2022	416	266	7100	304,050.00	982,050.00	323,033.93	659,016.07	.00	659,016.07	.00
2022	416	266	7200	89,430.00	89,430.00	97.50	89,332.50	.00	89,332.50	.00
2022	416	266	7300	20,950.00	20,950.00	.00	20,950.00	.00	20,950.00	.00
2022	416	266	7500	121,990.00	221,990.00	140,320.36	81,669.64	.00	81,669.64	.00
DIVISION TOTALS:				536,420.00	1,314,420.00	463,451.79	850,968.21	.00	850,968.21	.00
DEPARTMENT TOTALS:				17,945,050.00	18,346,050.00	13,596,925.05	4,749,124.95	266,726.78	4,482,398.17	5,985.00
PERCENT EXPENDED:				74.1	PERCENT EXPENDED AND ENCUMBERED:					
								75.6		
920 Employee Benefits (Cont)										
921 Workers' Comp Insurance										
2022	416	921	7500	210,300.00	210,300.00	194,940.51	15,359.49	.00	15,359.49	.00
DIVISION TOTALS:				210,300.00	210,300.00	194,940.51	15,359.49	.00	15,359.49	.00
DEPARTMENT TOTALS:				210,300.00	210,300.00	194,940.51	15,359.49	.00	15,359.49	.00
PERCENT EXPENDED:				92.7	PERCENT EXPENDED AND ENCUMBERED:					
								92.7		
940 Govt'Al & Prof'Al Services										
941 Audit And Examiner's Fees										
2022	416	941	7200	13,000.00	13,000.00	.00	13,000.00	.00	13,000.00	.00
DIVISION TOTALS:				13,000.00	13,000.00	.00	13,000.00	.00	13,000.00	.00
944 General Fund Overhead										
2022	416	944	7200	14,760.00	14,760.00	.00	14,760.00	.00	14,760.00	.00
DIVISION TOTALS:				14,760.00	14,760.00	.00	14,760.00	.00	14,760.00	.00
DEPARTMENT TOTALS:				27,760.00	27,760.00	.00	27,760.00	.00	27,760.00	.00
PERCENT EXPENDED:				.0	PERCENT EXPENDED AND ENCUMBERED:					
								.0		
449 Cinti Area Geographic Info Sys FUND										
090 Enterprise Technology Solution										
092 ETS-CAGIS										
2022	449	092	7100	1,845,320.00	1,845,320.00	1,418,205.62	427,114.38	.00	427,114.38	.00
2022	449	092	7200	1,017,890.00	529,510.00	402,819.41	126,690.59	116,930.45	9,760.14	30,870.00
2022	449	092	7300	57,090.00	22,090.00	9,477.46	12,612.54	11,639.94	972.60	.00
2022	449	092	7400	916,040.00	1,439,420.00	1,102,080.68	337,339.32	91,265.71	246,073.61	250.00
2022	449	092	7500	630,950.00	630,950.00	489,385.80	141,564.20	.00	141,564.20	.00
DIVISION TOTALS:				4,467,290.00	4,467,290.00	3,421,968.97	1,045,321.03	219,836.10	825,484.93	31,120.00
DEPARTMENT TOTALS:				4,467,290.00	4,467,290.00	3,421,968.97	1,045,321.03	219,836.10	825,484.93	31,120.00
PERCENT EXPENDED:				76.6	PERCENT EXPENDED AND ENCUMBERED:					
								81.5		
910 Employee Benefits										
911 Contribution To City Pension										
2022	449	911	7500	30,850.00	31,940.00	30,850.00	1,090.00	.00	1,090.00	.00
DIVISION TOTALS:				30,850.00	31,940.00	30,850.00	1,090.00	.00	1,090.00	.00

449 919
 RUN DATE: 06/10/2022
 RUN TIME: 08.17.50

CITY OF CINCINNATI - DEPARTMENT OF FINANCE
 DIVISION OF ACCOUNTS AND AUDITS
 STATEMENT OF BALANCES
 APPROPRIATED FUNDS
 AS OF 05 / 31 / 2022

PGM ID: CFSFA104
 PAGE: 69

FY	FND	AGY	OBJT	ORIGINAL AUTHORIZATION	ADJUSTED AUTHORIZATION	EXPENDITURES AMOUNT	UNEXPENDED BALANCE	ENCUMBRANCE AMOUNT	UNENCUMBERED BALANCE	PRE-ENCUMBERED AMOUNT
919 Public Employee Assistance										
2022	449	919	7500	2,200.00	2,200.00	.00	2,200.00	.00	2,200.00	.00
DIVISION TOTALS:				2,200.00	2,200.00	.00	2,200.00	.00	2,200.00	.00
DEPARTMENT TOTALS:				33,050.00	34,140.00	30,850.00	3,290.00	.00	3,290.00	.00
PERCENT EXPENDED:				90.4	PERCENT EXPENDED AND ENCUMBERED: 90.4					
920 Employee Benefits (Cont)										
921 Workers' Comp Insurance										
2022	449	921	7500	30,580.00	30,580.00	23,852.63	6,727.37	.00	6,727.37	.00
DIVISION TOTALS:				30,580.00	30,580.00	23,852.63	6,727.37	.00	6,727.37	.00
DEPARTMENT TOTALS:				30,580.00	30,580.00	23,852.63	6,727.37	.00	6,727.37	.00
PERCENT EXPENDED:				78.0	PERCENT EXPENDED AND ENCUMBERED: 78.0					
940 Govt'Al & Prof'Al Services										
944 General Fund Overhead										
2022	449	944	7200	165,510.00	165,510.00	143,198.08	22,311.92	.00	22,311.92	.00
DIVISION TOTALS:				165,510.00	165,510.00	143,198.08	22,311.92	.00	22,311.92	.00
DEPARTMENT TOTALS:				165,510.00	165,510.00	143,198.08	22,311.92	.00	22,311.92	.00
PERCENT EXPENDED:				86.5	PERCENT EXPENDED AND ENCUMBERED: 86.5					
455 Streetcar Operations FUND										
110 Department Of Law										
111 Civil										
2022	455	111	7100	95,480.00	95,480.00	65,535.10	29,944.90	.00	29,944.90	.00
2022	455	111	7500	25,520.00	25,520.00	23,311.95	2,208.05	.00	2,208.05	.00
DIVISION TOTALS:				121,000.00	121,000.00	88,847.05	32,152.95	.00	32,152.95	.00
DEPARTMENT TOTALS:				121,000.00	121,000.00	88,847.05	32,152.95	.00	32,152.95	.00
PERCENT EXPENDED:				73.4	PERCENT EXPENDED AND ENCUMBERED: 73.4					
230 Dept Of Transportation & Engin										
236 Division of Streetcar Operations										
2022	455	236	7100	423,944.00	573,944.00	327,461.80	246,482.20	.00	246,482.20	.00
2022	455	236	7200	4,104,218.00	5,043,309.00	4,003,771.12	1,039,537.88	879,735.57	159,802.31	.00
2022	455	236	7400	13,820.00	13,820.00	2,825.18	10,994.82	588.77	10,406.05	.00
2022	455	236	7500	124,490.00	124,490.00	-34,403.79	158,893.79	.00	158,893.79	.00
DIVISION TOTALS:				4,666,472.00	5,755,563.00	4,299,654.31	1,455,908.69	880,324.34	575,584.35	.00
238 Division of Traffic Services										
2022	455	238	7100	150,180.00	150,180.00	45,330.23	104,849.77	.00	104,849.77	.00
2022	455	238	7500	29,820.00	29,820.00	18,950.04	10,869.96	.00	10,869.96	.00
DIVISION TOTALS:				180,000.00	180,000.00	64,280.27	115,719.73	.00	115,719.73	.00
DEPARTMENT TOTALS:				4,846,472.00	5,935,563.00	4,363,934.58	1,571,628.42	880,324.34	691,304.08	.00
PERCENT EXPENDED:				73.5	PERCENT EXPENDED AND ENCUMBERED: 88.4					

455 921
 RUN DATE: 06/10/2022
 RUN TIME: 08.17.50

CITY OF CINCINNATI - DEPARTMENT OF FINANCE
 DIVISION OF ACCOUNTS AND AUDITS
 STATEMENT OF BALANCES
 APPROPRIATED FUNDS
 AS OF 05 / 31 / 2022

PGM ID: CFSFA104
 PAGE: 70

FY	FND	AGY	OBJT	ORIGINAL AUTHORIZATION	ADJUSTED AUTHORIZATION	EXPENDITURES AMOUNT	UNEXPENDED BALANCE	ENCUMBRANCE AMOUNT	UNENCUMBERED BALANCE	PRE-ENCUMBERED AMOUNT
920 Employee Benefits (Cont)										
921 Workers' Comp Insurance										
2022	455	921	7500	9,000.00	9,000.00	5,756.64	3,243.36	.00	3,243.36	.00
DIVISION TOTALS:				9,000.00	9,000.00	5,756.64	3,243.36	.00	3,243.36	.00
DEPARTMENT TOTALS:				9,000.00	9,000.00	5,756.64	3,243.36	.00	3,243.36	.00
PERCENT EXPENDED:				64.0	PERCENT EXPENDED AND ENCUMBERED:					
								64.0		
940 Govt'Al & Prof'Al Services										
944 General Fund Overhead										
2022	455	944	7200	59,000.00	59,000.00	34,559.74	24,440.26	.00	24,440.26	.00
DIVISION TOTALS:				59,000.00	59,000.00	34,559.74	24,440.26	.00	24,440.26	.00
DEPARTMENT TOTALS:				59,000.00	59,000.00	34,559.74	24,440.26	.00	24,440.26	.00
PERCENT EXPENDED:				58.6	PERCENT EXPENDED AND ENCUMBERED:					
								58.6		
457 CLEAR FUND										
090 Enterprise Technology Solution										
093 ETS-CLEAR										
2022	457	093	7100	1,488,680.00	1,488,680.00	744,286.32	744,393.68	.00	744,393.68	.00
2022	457	093	7200	1,871,510.00	1,871,510.00	1,171,238.54	700,271.46	200,351.01	499,920.45	.00
2022	457	093	7300	669,270.00	669,270.00	20,746.38	648,523.62	8,921.06	639,602.56	.00
2022	457	093	7400	782,270.00	782,270.00	477,076.57	305,193.43	15,850.00	289,343.43	247,310.39
2022	457	093	7500	450,510.00	450,510.00	232,486.85	218,023.15	.00	218,023.15	.00
DIVISION TOTALS:				5,262,240.00	5,262,240.00	2,645,834.66	2,616,405.34	225,122.07	2,391,283.27	247,310.39
DEPARTMENT TOTALS:				5,262,240.00	5,262,240.00	2,645,834.66	2,616,405.34	225,122.07	2,391,283.27	247,310.39
PERCENT EXPENDED:				50.3	PERCENT EXPENDED AND ENCUMBERED:					
								54.6		
910 Employee Benefits										
911 Contribution To City Pension										
2022	457	911	7500	13,600.00	14,085.00	13,600.00	485.00	.00	485.00	.00
DIVISION TOTALS:				13,600.00	14,085.00	13,600.00	485.00	.00	485.00	.00
919 Public Employee Assistance										
2022	457	919	7500	1,400.00	1,400.00	.00	1,400.00	.00	1,400.00	.00
DIVISION TOTALS:				1,400.00	1,400.00	.00	1,400.00	.00	1,400.00	.00
DEPARTMENT TOTALS:				15,000.00	15,485.00	13,600.00	1,885.00	.00	1,885.00	.00
PERCENT EXPENDED:				87.8	PERCENT EXPENDED AND ENCUMBERED:					
								87.8		
920 Employee Benefits (Cont)										
921 Workers' Comp Insurance										
2022	457	921	7500	25,100.00	25,100.00	12,758.42	12,341.58	.00	12,341.58	.00
DIVISION TOTALS:				25,100.00	25,100.00	12,758.42	12,341.58	.00	12,341.58	.00
DEPARTMENT TOTALS:				25,100.00	25,100.00	12,758.42	12,341.58	.00	12,341.58	.00
PERCENT EXPENDED:				50.8	PERCENT EXPENDED AND ENCUMBERED:					
								50.8		

457 944
 RUN DATE: 06/10/2022
 RUN TIME: 08.17.50

CITY OF CINCINNATI - DEPARTMENT OF FINANCE
 DIVISION OF ACCOUNTS AND AUDITS
 STATEMENT OF BALANCES
 APPROPRIATED FUNDS
 AS OF 05 / 31 / 2022

PGM ID: CFSFA104
 PAGE: 71

FY	FND	AGY	OBJT	ORIGINAL AUTHORIZATION	ADJUSTED AUTHORIZATION	EXPENDITURES AMOUNT	UNEXPENDED BALANCE	ENCUMBRANCE AMOUNT	UNENCUMBERED BALANCE	PRE-ENCUMBERED AMOUNT
940 Govt'Al & Prof'Al Services										
944 General Fund Overhead										
2022	457	944	7200	135,830.00	135,830.00	76,594.57	59,235.43	.00	59,235.43	.00
DIVISION TOTALS:				135,830.00	135,830.00	76,594.57	59,235.43	.00	59,235.43	.00
DEPARTMENT TOTALS:				135,830.00	135,830.00	76,594.57	59,235.43	.00	59,235.43	.00
PERCENT EXPENDED:				56.4	PERCENT EXPENDED AND ENCUMBERED: 56.4					
701 Metropolitan Sewer District FUND										
410 Dept. of Sewers Director's Off										
410 Dept. of Sewers Director's Office										
2022	701	410	7100	1,843,884.00	1,843,884.00	694,586.70	1,149,297.30	.00	1,149,297.30	.00
2022	701	410	7200	744,899.00	744,899.00	51,716.60	693,182.40	179,907.19	513,275.21	.00
2022	701	410	7300	21,744.00	21,744.00	2,413.46	19,330.54	11,804.88	7,525.66	.00
2022	701	410	7400	452,096.00	452,096.00	113,282.99	338,813.01	.00	338,813.01	.00
2022	701	410	7500	706,942.00	706,942.00	259,726.92	447,215.08	.00	447,215.08	.00
DIVISION TOTALS:				3,769,565.00	3,769,565.00	1,121,726.67	2,647,838.33	191,712.07	2,456,126.26	.00
DEPARTMENT TOTALS:				3,769,565.00	3,769,565.00	1,121,726.67	2,647,838.33	191,712.07	2,456,126.26	.00
PERCENT EXPENDED:				29.8	PERCENT EXPENDED AND ENCUMBERED: 34.8					
420 MSD Div Of Wastewater Engineer										
420 MSD Div Of Wastewater Engineering										
2022	701	420	7100	5,282,732.00	5,282,732.00	1,131,760.75	4,150,971.25	.00	4,150,971.25	.00
2022	701	420	7200	584,762.00	584,762.00	104,576.19	480,185.81	129,971.63	350,214.18	.00
2022	701	420	7300	78,475.00	78,475.00	19,559.85	58,915.15	25,523.02	33,392.13	.00
2022	701	420	7400	200,850.00	200,850.00	64,501.20	136,348.80	39,081.20	97,267.60	.00
2022	701	420	7500	1,778,297.00	1,778,297.00	416,227.16	1,362,069.84	.00	1,362,069.84	.00
DIVISION TOTALS:				7,925,116.00	7,925,116.00	1,736,625.15	6,188,490.85	194,575.85	5,993,915.00	.00
DEPARTMENT TOTALS:				7,925,116.00	7,925,116.00	1,736,625.15	6,188,490.85	194,575.85	5,993,915.00	.00
PERCENT EXPENDED:				21.9	PERCENT EXPENDED AND ENCUMBERED: 24.4					
430 MSD Div Of Wastewater Admin										
430 MSD Div Of Wastewater Admin										
2022	701	430	7100	3,557,231.00	3,557,231.00	1,126,400.14	2,430,830.86	.00	2,430,830.86	.00
2022	701	430	7200	7,132,736.00	7,132,736.00	2,797,816.14	4,334,919.86	3,875,457.06	459,462.80	.00
2022	701	430	7300	26,750.00	26,750.00	4,325.81	22,424.19	3,961.07	18,463.12	.00
2022	701	430	7400	71,670.00	71,670.00	7,472.20	64,197.80	14,802.30	49,395.50	.00
2022	701	430	7500	1,282,794.00	1,282,794.00	400,632.81	882,161.19	.00	882,161.19	.00
DIVISION TOTALS:				12,071,181.00	12,071,181.00	4,336,647.10	7,734,533.90	3,894,220.43	3,840,313.47	.00
DEPARTMENT TOTALS:				12,071,181.00	12,071,181.00	4,336,647.10	7,734,533.90	3,894,220.43	3,840,313.47	.00
PERCENT EXPENDED:				21.9	PERCENT EXPENDED AND ENCUMBERED: 24.4					
431 MSD Division of Information Technology										
2022	701	431	7100	1,786,259.00	1,786,259.00	829,586.73	956,672.27	.00	956,672.27	.00
2022	701	431	7200	1,759,325.00	1,759,325.00	579,722.57	1,179,602.43	59,205.78	1,120,396.65	.00
2022	701	431	7300	235,000.00	235,000.00	47,569.53	187,430.47	14,757.64	172,672.83	.00
2022	701	431	7400	2,454,930.00	2,454,930.00	836,122.79	1,618,807.21	274,172.76	1,344,634.45	218,388.82
2022	701	431	7500	671,936.00	671,936.00	276,544.58	395,391.42	.00	395,391.42	.00
DIVISION TOTALS:				6,907,450.00	6,907,450.00	2,569,546.20	4,337,903.80	348,136.18	3,989,767.62	218,388.82
DEPARTMENT TOTALS:				18,978,631.00	18,978,631.00	6,906,193.30	12,072,437.70	4,242,356.61	7,830,081.09	218,388.82
PERCENT EXPENDED:				36.4	PERCENT EXPENDED AND ENCUMBERED: 58.7					

701 441
 RUN DATE: 06/10/2022
 RUN TIME: 08.17.50

CITY OF CINCINNATI - DEPARTMENT OF FINANCE
 DIVISION OF ACCOUNTS AND AUDITS
 STATEMENT OF BALANCES
 APPROPRIATED FUNDS
 AS OF 05 / 31 / 2022

PGM ID: CFSFA104
 PAGE: 72

FY	FND	AGY	OBJT	ORIGINAL AUTHORIZATION	ADJUSTED AUTHORIZATION	EXPENDITURES AMOUNT	UNEXPENDED BALANCE	ENCUMBRANCE AMOUNT	UNENCUMBERED BALANCE	PRE-ENCUMBERED AMOUNT
440 MSD Div Of Wastewater Treatmen										
441 MSD Office Of Superintendent										
2022	701	441	7100	1,720,940.00	1,720,940.00	621,234.28	1,099,705.72	.00	1,099,705.72	.00
2022	701	441	7200	85,196.00	85,196.00	17,065.86	68,130.14	12,680.17	55,449.97	.00
2022	701	441	7300	21,059.00	390,043.00	107,775.04	282,267.96	171,326.81	110,941.15	.00
2022	701	441	7400	343,940.00	343,940.00	665.00	343,275.00	.00	343,275.00	.00
2022	701	441	7500	717,683.00	717,683.00	260,266.42	457,416.58	.00	457,416.58	.00
DIVISION TOTALS:				2,888,818.00	3,257,802.00	1,007,006.60	2,250,795.40	184,006.98	2,066,788.42	.00
442 MSD Millcreek Section										
2022	701	442	7100	4,974,218.00	4,974,218.00	1,773,007.52	3,201,210.48	.00	3,201,210.48	.00
2022	701	442	7200	8,613,167.00	8,613,167.00	2,261,859.28	6,351,307.72	3,575,092.48	2,776,215.24	.00
2022	701	442	7300	7,711,674.00	7,542,814.00	1,495,392.58	6,047,421.42	2,237,237.49	3,810,183.93	.00
2022	701	442	7400	145,742.00	145,742.00	25,708.97	120,033.03	21,045.35	98,987.68	.00
2022	701	442	7500	1,934,398.00	1,934,398.00	733,563.04	1,200,834.96	.00	1,200,834.96	.00
DIVISION TOTALS:				23,379,199.00	23,210,339.00	6,289,531.39	16,920,807.61	5,833,375.32	11,087,432.29	.00
443 MSD Little Miami Section										
2022	701	443	7100	1,820,360.00	1,820,360.00	680,939.64	1,139,420.36	.00	1,139,420.36	.00
2022	701	443	7200	4,834,347.00	4,794,347.00	1,536,588.83	3,257,758.17	2,696,438.61	561,319.56	.00
2022	701	443	7300	922,354.00	885,568.00	238,416.68	647,151.32	405,872.24	241,279.08	.00
2022	701	443	7400	109,063.00	109,063.00	78,988.65	30,074.35	.00	30,074.35	.00
2022	701	443	7500	681,658.00	681,658.00	278,187.89	403,470.11	.00	403,470.11	.00
DIVISION TOTALS:				8,367,782.00	8,290,996.00	2,813,121.69	5,477,874.31	3,102,310.85	2,375,563.46	.00
444 MSD Muddy Creek Section										
2022	701	444	7100	1,266,463.00	1,266,463.00	338,906.95	927,556.05	.00	927,556.05	.00
2022	701	444	7200	2,014,855.00	1,914,855.00	497,928.37	1,416,926.63	860,810.79	556,115.84	.00
2022	701	444	7300	558,544.00	531,354.00	86,815.88	444,538.12	239,181.49	205,356.63	.00
2022	701	444	7400	31,220.00	31,220.00	14,471.29	16,748.71	2,129.30	14,619.41	.00
2022	701	444	7500	532,185.00	532,185.00	172,553.72	359,631.28	.00	359,631.28	.00
DIVISION TOTALS:				4,403,267.00	4,276,077.00	1,110,676.21	3,165,400.79	1,102,121.58	2,063,279.21	.00
445 MSD Sycamore Section										
2022	701	445	7100	1,018,630.00	1,018,630.00	306,771.41	711,858.59	.00	711,858.59	.00
2022	701	445	7200	1,168,609.00	1,168,609.00	250,749.97	917,859.03	652,705.13	265,153.90	.00
2022	701	445	7300	419,367.00	400,174.00	73,081.81	327,092.19	102,247.08	224,845.11	.00
2022	701	445	7400	17,054.00	17,054.00	3,684.60	13,369.40	.00	13,369.40	.00
2022	701	445	7500	506,258.00	506,258.00	148,470.81	357,787.19	.00	357,787.19	.00
DIVISION TOTALS:				3,129,918.00	3,110,725.00	782,758.60	2,327,966.40	754,952.21	1,573,014.19	.00
446 MSD Taylor Creek Section										
2022	701	446	7100	658,896.00	658,896.00	263,302.50	395,593.50	.00	395,593.50	.00
2022	701	446	7200	898,428.00	998,428.00	300,550.60	697,877.40	461,488.99	236,388.41	.00
2022	701	446	7300	352,881.00	338,486.00	44,777.19	293,708.81	103,536.27	190,172.54	.00
2022	701	446	7400	14,497.00	14,497.00	2,666.00	11,831.00	3,090.00	8,741.00	.00
2022	701	446	7500	247,258.00	247,258.00	128,063.73	119,194.27	.00	119,194.27	.00
DIVISION TOTALS:				2,171,960.00	2,257,565.00	739,360.02	1,518,204.98	568,115.26	950,089.72	.00
447 MSD Polk Run Section										
2022	701	447	7100	618,079.00	618,079.00	211,878.09	406,200.91	.00	406,200.91	.00
2022	701	447	7200	758,389.00	798,389.00	266,597.95	531,791.05	495,614.00	36,177.05	.00
2022	701	447	7300	175,345.00	164,149.00	22,523.33	141,625.67	51,534.11	90,091.56	.00
2022	701	447	7400	10,536.00	10,536.00	575.00	9,961.00	.00	9,961.00	.00
2022	701	447	7500	259,313.00	259,313.00	101,554.16	157,758.84	.00	157,758.84	.00
DIVISION TOTALS:				1,821,662.00	1,850,466.00	603,128.53	1,247,337.47	547,148.11	700,189.36	.00

701 448
 RUN DATE: 06/10/2022
 RUN TIME: 08.17.50

CITY OF CINCINNATI - DEPARTMENT OF FINANCE
 DIVISION OF ACCOUNTS AND AUDITS
 STATEMENT OF BALANCES
 APPROPRIATED FUNDS
 AS OF 05 / 31 / 2022

PGM ID: CFSFA104
 PAGE: 73

FY	FND	AGY	OBJT	ORIGINAL AUTHORIZATION	ADJUSTED AUTHORIZATION	EXPENDITURES AMOUNT	UNEXPENDED BALANCE	ENCUMBRANCE AMOUNT	UNENCUMBERED BALANCE	PRE-ENCUMBERED AMOUNT
448 MSD Pump Stations										
2022	701	448	7200	1,397,404.00	1,397,404.00	364,364.08	1,033,039.92	460,665.26	572,374.66	8,484.68
2022	701	448	7300	582,408.00	561,416.00	117,568.01	443,847.99	131,144.96	312,703.03	.00
2022	701	448	7400	49,980.00	49,980.00	731.30	49,248.70	1,041.70	48,207.00	.00
DIVISION TOTALS:				2,029,792.00	2,008,800.00	482,663.39	1,526,136.61	592,851.92	933,284.69	8,484.68
449 MSD Maintenance Section										
2022	701	449	7100	5,494,288.00	5,494,288.00	1,974,326.96	3,519,961.04	.00	3,519,961.04	.00
2022	701	449	7200	865,488.00	865,488.00	116,124.71	749,363.29	32,745.45	716,617.84	.00
2022	701	449	7300	416,764.00	346,392.00	103,340.42	243,051.58	199,508.37	43,543.21	.00
2022	701	449	7400	1,208,112.00	1,208,112.00	324,012.74	884,099.26	592,400.00	291,699.26	.00
2022	701	449	7500	2,332,808.00	2,332,808.00	877,758.20	1,455,049.80	.00	1,455,049.80	.00
DIVISION TOTALS:				10,317,460.00	10,247,088.00	3,395,563.03	6,851,524.97	824,653.82	6,026,871.15	.00
DEPARTMENT TOTALS:				58,509,858.00	58,509,858.00	17,223,809.46	41,286,048.54	13,509,536.05	27,776,512.49	8,484.68
PERCENT EXPENDED:				29.4	PERCENT EXPENDED AND ENCUMBERED:					
								52.5		
450 MSD Div Of Wastewater Collecti										
450 MSD Div Of Wastewater Collection										
2022	701	450	7100	8,947,333.00	8,947,333.00	3,094,942.61	5,852,390.39	.00	5,852,390.39	.00
2022	701	450	7200	7,473,113.00	7,473,113.00	1,558,877.71	5,914,235.29	4,609,164.19	1,305,071.10	11,688.00
2022	701	450	7300	3,452,089.00	3,452,089.00	531,434.73	2,920,654.27	1,887,830.89	1,032,823.38	.00
2022	701	450	7400	135,559.00	135,559.00	10,559.55	124,999.45	17,499.93	107,499.52	.00
2022	701	450	7500	4,192,742.00	4,192,742.00	1,365,907.03	2,826,834.97	.00	2,826,834.97	.00
DIVISION TOTALS:				24,200,836.00	24,200,836.00	6,561,721.63	17,639,114.37	6,514,495.01	11,124,619.36	11,688.00
DEPARTMENT TOTALS:				24,200,836.00	24,200,836.00	6,561,721.63	17,639,114.37	6,514,495.01	11,124,619.36	11,688.00
PERCENT EXPENDED:				27.1	PERCENT EXPENDED AND ENCUMBERED:					
								54.0		
460 MSD Div Of Industrial Waste										
460 MSD Div Of Industrial Waste										
2022	701	460	7100	5,189,120.00	5,189,120.00	1,748,750.69	3,440,369.31	.00	3,440,369.31	.00
2022	701	460	7200	5,768,025.00	5,568,025.00	815,815.44	4,752,209.56	2,252,429.14	2,499,780.42	.00
2022	701	460	7300	1,104,900.00	1,304,900.00	386,597.18	918,302.82	485,005.09	433,297.73	.00
2022	701	460	7400	493,345.00	493,345.00	301,248.21	192,096.79	144,081.79	48,015.00	.00
2022	701	460	7500	2,160,431.00	2,160,431.00	742,295.96	1,418,135.04	.00	1,418,135.04	.00
DIVISION TOTALS:				14,715,821.00	14,715,821.00	3,994,707.48	10,721,113.52	2,881,516.02	7,839,597.50	.00
DEPARTMENT TOTALS:				14,715,821.00	14,715,821.00	3,994,707.48	10,721,113.52	2,881,516.02	7,839,597.50	.00
PERCENT EXPENDED:				27.1	PERCENT EXPENDED AND ENCUMBERED:					
								46.7		
480 MSD SBU Program										
480 MSD SBU Program										
2022	701	480	7100	671,839.00	671,839.00	173,559.71	498,279.29	.00	498,279.29	.00
2022	701	480	7200	9,124,471.00	10,157,471.00	1,906,072.59	8,251,398.41	2,509,764.04	5,741,634.37	.00
2022	701	480	7300	76,243.00	43,243.00	.00	43,243.00	.00	43,243.00	.00
2022	701	480	7400	2,012,549.00	1,012,549.00	463,700.10	548,848.90	.00	548,848.90	.00
2022	701	480	7500	260,995.00	260,995.00	71,890.06	189,104.94	.00	189,104.94	.00
DIVISION TOTALS:				12,146,097.00	12,146,097.00	2,615,222.46	9,530,874.54	2,509,764.04	7,021,110.50	.00
DEPARTMENT TOTALS:				12,146,097.00	12,146,097.00	2,615,222.46	9,530,874.54	2,509,764.04	7,021,110.50	.00
PERCENT EXPENDED:				21.5	PERCENT EXPENDED AND ENCUMBERED:					
								42.2		

701 490
 RUN DATE: 06/10/2022
 RUN TIME: 08.17.50

CITY OF CINCINNATI - DEPARTMENT OF FINANCE
 DIVISION OF ACCOUNTS AND AUDITS
 STATEMENT OF BALANCES
 APPROPRIATED FUNDS
 AS OF 05 / 31 / 2022

PGM ID: CFSFA104
 PAGE: 74

Report 3

FY	FND	AGY	OBJT	ORIGINAL AUTHORIZATION	ADJUSTED AUTHORIZATION	EXPENDITURES AMOUNT	UNEXPENDED BALANCE	ENCUMBRANCE AMOUNT	UNENCUMBERED BALANCE	PRE-ENCUMBERED AMOUNT
490 MSD Debt Service										
490 MSD Debt Service										
2022	701	490	7700	85,000,000.00	85,000,000.00	22,262,208.36	62,737,791.64	.00	62,737,791.64	.00
DIVISION TOTALS:				85,000,000.00	85,000,000.00	22,262,208.36	62,737,791.64	.00	62,737,791.64	.00
DEPARTMENT TOTALS:				85,000,000.00	85,000,000.00	22,262,208.36	62,737,791.64	.00	62,737,791.64	.00
PERCENT EXPENDED:				26.2	PERCENT EXPENDED AND ENCUMBERED:			26.2		
940 Govt'Al & Prof'Al Services										
944 General Fund Overhead										
2022	701	944	7200	2,600,000.00	2,600,000.00	9,887.00	2,590,113.00	.00	2,590,113.00	.00
DIVISION TOTALS:				2,600,000.00	2,600,000.00	9,887.00	2,590,113.00	.00	2,590,113.00	.00
DEPARTMENT TOTALS:				2,600,000.00	2,600,000.00	9,887.00	2,590,113.00	.00	2,590,113.00	.00
PERCENT EXPENDED:				.4	PERCENT EXPENDED AND ENCUMBERED:			.4		
980 Capital Outlay Accounts										
981 Motorized & Construction Equip										
2022	701	981	7600	1,816,000.00	1,816,000.00	.00	1,816,000.00	1,397,453.12	418,546.88	319,000.00
DIVISION TOTALS:				1,816,000.00	1,816,000.00	.00	1,816,000.00	1,397,453.12	418,546.88	319,000.00
982 Office & Technical Equip										
2022	701	982	7600	1,350,000.00	1,350,000.00	.00	1,350,000.00	150,000.00	1,200,000.00	.00
DIVISION TOTALS:				1,350,000.00	1,350,000.00	.00	1,350,000.00	150,000.00	1,200,000.00	.00
DEPARTMENT TOTALS:				3,166,000.00	3,166,000.00	.00	3,166,000.00	1,547,453.12	1,618,546.88	319,000.00
PERCENT EXPENDED:				.0	PERCENT EXPENDED AND ENCUMBERED:			48.9		

RUN DATE: 06/10/2022
RUN TIME: 08.18.41

CITY OF CINCINNATI - DEPARTMENT OF FINANCE
DIVISION OF ACCOUNTS AND AUDITS
STATEMENT OF BALANCES
RESTRICTED FUNDS
AS OF 05 / 31 / 2022

CFSFA105
PAGE: 1

Report 3

FND	DEPT	ORIGINAL AUTHORIZATION	ADJUSTED AUTHORIZATION	EXPENDITURES AMOUNT	UNEXPENDED BALANCE	ENCUMBRANCE AMOUNT	UNENCUMBERED BALANCE	PRE-ENCUMBERED AMOUNT
010	City Treasurer FUND							
010	000	84,899,846.70	94,126,222.90	.00	94,126,222.90	.00	94,126,222.90	.00
154	Vernon Manor Trust FUND							
154	000	.00	53.43	53.43	.00	.00	.00	.00
155	Eco Dev Rev Bonds-USquare Tr FUND							
155	000	.00	-124,331.75	-124,331.75	.00	.00	.00	.00
156	Eco Dev Rev Bonds-FSW-Tr FUND							
156	000	2,864.35	2,884.35	.00	2,884.35	.00	2,884.35	.00
157	Eco Dev Rev Bds-Conv Pl Truste FUND							
157	000	124,119.71	124,986.66	.00	124,986.66	.00	124,986.66	.00
158	Series 2018 Revenue Bonds FUND							
158	000	.00	.42	.42	.00	.00	.00	.00
161	MSD Debt Serv Multi Series FUND							
161	000	.00	154,945.08	154,945.08	.00	.00	.00	.00
164	Madison Circle Trust FUND							
164	000	11,150.49	11,210.59	60.10	11,150.49	.00	11,150.49	.00
165	Elsinore Prop. Aquisition - Tr FUND							
165	000	9,477,620.34	9,543,819.14	.00	9,543,819.14	.00	9,543,819.14	.00
166	Graeters Bonds FUND							
166	000	371,639.97	1,050,288.61	770,591.94	279,696.67	.00	279,696.67	.00
168	Baldwin Trust FUND							
168	000	.00	281.10	281.10	.00	.00	.00	.00
169	Keystone Trust FUND							
169	000	.00	12,801.40	12,801.40	.00	.00	.00	.00
201	Reproduction And Printing FUND							
201	000	514,117.63	1,587,079.32	1,113,322.63	473,756.69	255,533.66	218,223.03	.00
202	Fleet Services FUND							
202	000	3,051,659.87	15,466,082.43	13,852,689.26	1,613,393.17	2,062,991.01	-449,597.84	309.78
204	Water Works Stores -Materials FUND							
204	000	1,020,337.05	4,822,998.12	4,065,915.85	757,082.27	2,130,659.08	-1,373,576.81	.00
205	Fuel System FUND							
205	000	3,125,465.48	15,159,107.34	8,851,950.87	6,307,156.47	610,221.42	5,696,935.05	.00
207	Recreation Stores FUND							
207	000	41,763.26	123,146.61	121,800.78	1,345.83	7,327.81	-5,981.98	.00
209	Property Management Unit FUND							
209	000	2,068,793.88	5,298,450.94	1,013,265.81	4,285,185.13	107,549.79	4,177,635.34	.00
210	Highway Maintenance Stores FUND							
210	000	415,364.39	765,328.76	1,001,999.00	-236,670.24	29,672.92	-266,343.16	.00

RUN DATE: 06/10/2022
RUN TIME: 08.18.41

CITY OF CINCINNATI - DEPARTMENT OF FINANCE
DIVISION OF ACCOUNTS AND AUDITS
STATEMENT OF BALANCES
RESTRICTED FUNDS
AS OF 05 / 31 / 2022

CFSFA105
PAGE: 2

Report 3

FND	DEPT	ORIGINAL AUTHORIZATION	ADJUSTED AUTHORIZATION	EXPENDITURES AMOUNT	UNEXPENDED BALANCE	ENCUMBRANCE AMOUNT	UNENCUMBERED BALANCE	PRE-ENCUMBERED AMOUNT
212	Employee Safety & Risk Mangmt FUND							
212	000	1,415,359.83	4,424,747.17	4,099,796.79	324,950.38	1,035,879.71	-710,929.33	.00
213	Employee Workers' Comp FUND							
213	000	18,385,325.07	22,556,753.61	3,345,078.25	19,211,675.36	67,232.61	19,144,442.75	.00
214	Water Works Stores -Chemicals FUND							
214	000	619,222.64	4,448,512.57	3,633,715.63	814,796.94	3,453,905.98	-2,639,109.04	.00
304	Community Dev Block Grant FUND							
304	000	-125,234.02	12,156,390.44	12,153,479.71	2,910.73	7,849,791.83	-7,846,881.10	317,421.00
305	CDBG Section 108 Loan Fund FUND							
305	000	.00	17,562,607.38	17,562,607.38	.00	.00	.00	.00
307	Convention Center Expansn Tax FUND							
307	000	182,003.04	2,861,612.92	2,522,283.77	339,329.15	.00	339,329.15	.00
308	Citizens Summer Jobs FUND							
308	000	1,169,173.66	1,353,028.66	544,704.95	808,323.71	500,049.50	308,274.21	.00
310	Employee Relations FUND							
310	000	365.56	564.40	.00	564.40	360.00	204.40	.00
311	Water Works Activity FUND							
311	000	943.96	1,362.31	377.33	984.98	.00	984.98	.00
312	Water Works Private Lead Service Line Replacement FUND							
312	000	11,417,244.80	16,449,740.24	1,807,147.92	14,642,592.32	2,732,532.55	11,910,059.77	2,958,134.03
313	Recreation Activity Fund FUND							
313	000	18,229.85	18,229.85	.00	18,229.85	.00	18,229.85	.00
314	Special Events FUND							
314	000	377,022.60	379,949.43	.00	379,949.43	4.35	379,945.08	.00
315	Fountain Square Pavilion FUND							
315	000	15,800.35	15,910.71	.00	15,910.71	.00	15,910.71	.00
317	Urban Dev Property Operations FUND							
317	000	952,096.28	1,515,114.76	151,682.92	1,363,431.84	61,738.57	1,301,693.27	.00
319	Contributions For Recreation FUND							
319	000	112,511.63	136,515.62	98,284.11	38,231.51	37,155.20	1,076.31	.00
320	Crosley Field Trust FUND							
320	000	297,557.57	313,111.28	475.00	312,636.28	.00	312,636.28	.00
321	Kroger Trust FUND							
321	000	60,808.93	61,233.66	.00	61,233.66	.00	61,233.66	.00
324	Recreation Fed Grant Project FUND							
324	000	562,296.51	562,296.51	124,140.70	438,155.81	33,307.20	404,848.61	.00
326	Park Miscellaneous Revenue and Special Activities FUND							
326	000	1,116,169.12	2,073,812.90	828,689.01	1,245,123.89	188,365.00	1,056,758.89	.00

RUN DATE: 06/10/2022
RUN TIME: 08.18.41

CITY OF CINCINNATI - DEPARTMENT OF FINANCE
DIVISION OF ACCOUNTS AND AUDITS
STATEMENT OF BALANCES
RESTRICTED FUNDS
AS OF 05 / 31 / 2022

CFSFA105
PAGE: 3

Report 3

FND	DEPT	ORIGINAL AUTHORIZATION	ADJUSTED AUTHORIZATION	EXPENDITURES AMOUNT	UNEXPENDED BALANCE	ENCUMBRANCE AMOUNT	UNENCUMBERED BALANCE	PRE-ENCUMBERED AMOUNT
327	W.M. Ampt Free Concerts FUND							
327	000	53,694.13	53,694.13	31,400.00	22,294.13	1,500.00	20,794.13	.00
328	Groesbeck Endowments FUND							
328	000	154,218.10	154,218.10	10,450.00	143,768.10	.00	143,768.10	.00
330	Park Lodge/ Pavilion Deposits FUND							
330	000	1,115,423.77	1,315,774.66	268,176.31	1,047,598.35	40,469.89	1,007,128.46	.00
331	Police Education FUND							
331	000	25,669.65	25,669.65	.00	25,669.65	3,316.00	22,353.65	.00
332	Krohn Conservatory FUND							
332	000	389,187.32	2,466,901.77	962,145.95	1,504,755.82	173,653.32	1,331,102.50	.00
334	Columbia Parkway Greenway FUND							
334	000	504.61	508.13	507.14	.99	.00	.99	.00
335	Schmidlapp Endowments FUND							
335	000	-5,100.00	-5,100.00	.00	-5,100.00	.00	-5,100.00	.00
336	Telecommunications Services FUND							
336	000	90,076.59	107,527.49	20,308.00	87,219.49	.00	87,219.49	.00
340	Centennial Operations FUND							
340	000	1,009,595.43	2,661,791.93	1,530,887.44	1,130,904.49	827,969.32	302,935.17	.00
342	New City Building Operations FUND							
342	000	2,194.90	75,694.90	21,643.75	54,051.15	12,199.03	41,852.12	.00
343	Fire Safety Education FUND							
343	000	12,965.42	12,965.42	.00	12,965.42	.00	12,965.42	.00
348	Western Corridor Safe City FUND							
348	000	94,793.91	94,793.91	532.68	94,261.23	161.56	94,099.67	.00
349	Urban Renewal Debt Retirement FUND							
349	000	38,896,314.58	41,562,872.58	5,350,136.52	36,212,736.06	.00	36,212,736.06	.00
350	Public Health Research FUND							
350	000	-434,916.89	4,038,918.03	2,688,185.78	1,350,732.25	1,483,126.40	-132,394.15	.00
353	Home Health Services FUND							
353	000	1,018,881.24	5,574,723.96	5,221,162.72	353,561.24	468,571.00	-115,009.76	.00
354	Household Sewage Treatment System Fees FUND							
354	000	187,393.30	236,415.11	97.10	236,318.01	.00	236,318.01	.00
356	Continuing Professional Training FUND							
356	000	651,447.84	1,107,036.52	593,425.92	513,610.60	44,594.03	469,016.57	.00
359	Blue Ash Property Acquisition FUND							
359	000	39,567.88	39,567.88	.00	39,567.88	.00	39,567.88	.00
360	Blue Ash Property Operation FUND							
360	000	81,205.88	81,205.88	.00	81,205.88	.00	81,205.88	.00

RUN DATE: 06/10/2022
RUN TIME: 08.18.41

CITY OF CINCINNATI - DEPARTMENT OF FINANCE
DIVISION OF ACCOUNTS AND AUDITS
STATEMENT OF BALANCES
RESTRICTED FUNDS
AS OF 05 / 31 / 2022

CFSFA105
PAGE: 4

Report 3

FND	DEPT	ORIGINAL AUTHORIZATION	ADJUSTED AUTHORIZATION	EXPENDITURES AMOUNT	UNEXPENDED BALANCE	ENCUMBRANCE AMOUNT	UNENCUMBERED BALANCE	PRE-ENCUMBERED AMOUNT
363	Solid Waste Disposal Control FUND							
363	000	48,746.70	139,932.59	87,994.47	51,938.12	.00	51,938.12	.00
366	Federal Asset Forfeiture - Treasury FUND							
366	000	234,702.73	239,583.24	.00	239,583.24	.00	239,583.24	.00
367	Federal Asset Forfeiture - Justice FUND							
367	000	846,296.20	1,224,245.85	854,168.13	370,077.72	18,991.00	351,086.72	23,115.12
368	Law Enforcement Grant FUND							
368	000	27,122.46	2,090,982.52	1,906,079.49	184,903.03	396,793.11	-211,890.08	.00
369	Criminal Actv Forfeiture State FUND							
369	000	586,865.05	1,285,416.17	665,968.58	619,447.59	362,066.01	257,381.58	.00
370	Drug Offender Fines Forfeiture FUND							
370	000	72,215.50	144,742.94	25,548.55	119,194.39	9,084.26	110,110.13	.00
372	DUI Enforcement FUND							
372	000	104,178.44	113,163.71	589.22	112,574.49	7,174.55	105,399.94	.00
373	IRS Forfeiture FUND							
373	000	25,206.79	25,382.85	.00	25,382.85	.00	25,382.85	.00
376	Anti-Prostitution Fund FUND							
376	000	4,692.12	10,979.62	6,120.84	4,858.78	.00	4,858.78	.00
381	Cincinnati Abatement Project FUND							
381	000	-3,339.02	-6,730.41	95,486.28	-102,216.69	354.38	-102,571.07	.00
384	Sewers - Activity FUND							
384	000	780.99	780.99	270.18	510.81	.00	510.81	.00
386	Empowerment Zone FUND							
386	000	378,407.88	378,407.88	82,718.45	295,689.43	3,649.55	292,039.88	.00
387	Lead Hazard Control FUND							
387	000	-224,780.29	675,319.43	1,169,769.32	-494,449.89	4,722,949.77	-5,217,399.66	.00
389	Communications & Marketing Actv FUND							
389	000	197,151.97	197,151.97	950.00	196,201.97	37,418.04	158,783.93	.00
390	Fire Education FUND							
390	000	56,116.50	56,116.50	3,159.41	52,957.09	8,107.11	44,849.98	.00
391	Women & Infants Food Grnt Prog FUND							
391	000	-40,908.63	2,826,364.13	2,610,826.72	215,537.41	49,511.85	166,025.56	.00
393	Metropolitan Medical Response-Contract Funds FUND							
393	000	68,134.64	68,134.64	.00	68,134.64	.00	68,134.64	.00
396	Council Lobbying FUND							
396	000	1,924.00	1,924.00	.00	1,924.00	.00	1,924.00	.00
403	Yeatman's Cove Park Trust FUND							
403	000	708,756.49	713,706.98	.00	713,706.98	.00	713,706.98	.00

RUN DATE: 06/10/2022
RUN TIME: 08.18.41

CITY OF CINCINNATI - DEPARTMENT OF FINANCE
DIVISION OF ACCOUNTS AND AUDITS
STATEMENT OF BALANCES
RESTRICTED FUNDS
AS OF 05 / 31 / 2022

CFSFA105
PAGE: 5

Report 3

FND	DEPT	ORIGINAL AUTHORIZATION	ADJUSTED AUTHORIZATION	EXPENDITURES AMOUNT	UNEXPENDED BALANCE	ENCUMBRANCE AMOUNT	UNENCUMBERED BALANCE	PRE-ENCUMBERED AMOUNT
405	Vending Program FUND							
405	000	96,969.98	125,133.38	.00	125,133.38	.00	125,133.38	.00
411	Home Investment Trust FUND							
411	000	145,994.25	2,018,736.41	2,993,993.95	-975,257.54	3,815,649.19	-4,790,906.73	.00
412	Food Service License Fees FUND							
412	000	411,902.62	2,021,612.33	1,319,983.00	701,629.33	43,625.34	658,003.99	.00
413	Swimming Pool License Fees FUND							
413	000	40,316.79	100,742.64	44,507.21	56,235.43	.00	56,235.43	.00
414	Infectious Waste FUND							
414	000	456.08	456.08	.00	456.08	.00	456.08	.00
415	Immunization Action Plan FUND							
415	000	125,467.61	349,556.73	186,773.67	162,783.06	27,602.66	135,180.40	.00
420	Public Employee Assistance Pro FUND							
420	000	247,715.83	743,012.53	446,804.89	296,207.64	7,902.48	288,305.16	.00
425	Heart Health In Ham County FUND							
425	000	431.36	-9,280.02	239,574.60	-248,854.62	.00	-248,854.62	.00
428	Urban Forestry FUND							
428	000	257,058.38	294,151.56	3,445.48	290,706.08	.00	290,706.08	.00
430	Parks Private Endowment FUND							
430	000	124,032.78	1,767,270.70	1,204,940.99	562,329.71	953,948.38	-391,618.67	44,749.50
435	Human Relations FUND							
435	000	1,000.00	1,060.00	.00	1,060.00	.00	1,060.00	.00
436	Environmental Studies FUND							
436	000	642,797.15	664,922.48	121,683.46	543,239.02	277,925.46	265,313.56	.00
438	Neighborhood Stabilization FUND							
438	000	618,596.75	659,663.55	2,839.03	656,824.52	.00	656,824.52	.00
439	Affordable Housing Trust Fund FUND							
439	000	1,300.00	1,300.00	.00	1,300.00	.00	1,300.00	.00
444	Armlerder Projects FUND							
444	000	1,766,294.98	1,778,632.10	.00	1,778,632.10	.00	1,778,632.10	.00
445	Emergency Shelter FUND							
445	000	200,000.00	3,908,005.44	4,012,243.27	-104,237.83	1,879,458.97	-1,983,696.80	.00
446	Health Network FUND							
446	000	122,580.46	3,630,756.90	8,622,608.00	-4,991,851.10	1,895,513.05	-6,887,364.15	.00
448	Health Care For The Homeless FUND							
448	000	244,002.86	516,426.51	187,776.64	328,649.87	53,636.83	275,013.04	.00
456	Public Safety Special Projects FUND							
456	000	27,986.14	38,366.14	126.54	38,239.60	6,100.00	32,139.60	.00

RUN DATE: 06/10/2022
RUN TIME: 08.18.41

CITY OF CINCINNATI - DEPARTMENT OF FINANCE
DIVISION OF ACCOUNTS AND AUDITS
STATEMENT OF BALANCES
RESTRICTED FUNDS
AS OF 05 / 31 / 2022

CFSFA105
PAGE: 6

Report 3

FND	DEPT	ORIGINAL AUTHORIZATION	ADJUSTED AUTHORIZATION	EXPENDITURES AMOUNT	UNEXPENDED BALANCE	ENCUMBRANCE AMOUNT	UNENCUMBERED BALANCE	PRE-ENCUMBERED AMOUNT
465	Housing Opp People With Aids FUND							
465	000	.00	1,344,607.58	1,347,880.93	-3,273.35	262,276.50	-265,549.85	.00
468	Avondale Equiv FUND							
468	000	1,370,344.56	4,940,119.52	1,160,791.92	3,779,327.60	.00	3,779,327.60	.00
469	Local Fiscal Recovery Fund (ARP) FUND							
469	000	.00	55,518,602.76	34,141,752.97	21,376,849.79	3,010,286.36	18,366,563.43	.00
472	Fire Grants FUND							
472	000	-502,219.99	1,620,097.61	1,597,959.60	22,138.01	125,505.00	-103,366.99	.00
473	COVID-19 FUND							
473	000	8,322,946.10	11,370,875.44	10,814,715.96	556,159.48	147,632.87	408,526.61	.00
476	UASI Grant FUND							
476	000	10,563.95	10,563.95	.00	10,563.95	.00	10,563.95	.00
478	Justice Assistance Grant FUND							
478	000	380,517.11	669,428.37	330,512.28	338,916.09	46,626.70	292,289.39	.00
480	Queensgate South Dist Equiv FUND							
480	000	1,159,274.46	1,819,114.03	284,439.59	1,534,674.44	.00	1,534,674.44	.00
481	Downtown South/Riverfront Equivalent FUND							
481	000	5,981,109.11	12,253,743.94	4,620,323.95	7,633,419.99	1,746,030.87	5,887,389.12	.00
482	Downtown/OTR West Equivalent FUND							
482	000	5,121,320.68	8,896,388.45	2,878,067.80	6,018,320.65	66,358.00	5,951,962.65	.00
483	Downtown/OTR East Equivalent FUND							
483	000	9,214,674.27	21,186,848.11	8,133,866.70	13,052,981.41	.00	13,052,981.41	.00
484	Center Hill-Carthage/SPUR District Equivalent FUND							
484	000	315,091.59	348,498.55	9,706.21	338,792.34	.00	338,792.34	.00
485	Walnut Hills Equivalent FUND							
485	000	1,743,780.93	1,287,660.68	295,556.82	992,103.86	.00	992,103.86	.00
486	East Walnut Hills Equivalent FUND							
486	000	1,784,505.46	3,857,336.39	724,107.15	3,133,229.24	.00	3,133,229.24	.00
487	CUF/Heights Equivalent FUND							
487	000	5,002,214.69	8,971,242.59	3,452,343.55	5,518,899.04	.00	5,518,899.04	.00
488	Corryville Equivalent FUND							
488	000	4,336,588.54	9,429,070.06	2,846,555.72	6,582,514.34	149,284.00	6,433,230.34	.00
489	Bond Hill Equivalent TIF District 10 FUND							
489	000	857,646.29	1,223,792.63	106,406.45	1,117,386.18	.00	1,117,386.18	.00
490	Evanston Equivalent FUND							
490	000	1,047,645.36	1,702,248.82	300,531.68	1,401,717.14	.00	1,401,717.14	.00
491	Municipal Public Improvt Equiv FUND							
491	000	6,875,648.40	15,085,621.67	6,315,874.99	8,769,746.68	236.06	8,769,510.62	.00

RUN DATE: 06/10/2022
RUN TIME: 08.18.41

CITY OF CINCINNATI - DEPARTMENT OF FINANCE
DIVISION OF ACCOUNTS AND AUDITS
STATEMENT OF BALANCES
RESTRICTED FUNDS
AS OF 05 / 31 / 2022

CFSFA105
PAGE: 7

Report 3

FND	DEPT	ORIGINAL AUTHORIZATION	ADJUSTED AUTHORIZATION	EXPENDITURES AMOUNT	UNEXPENDED BALANCE	ENCUMBRANCE AMOUNT	UNENCUMBERED BALANCE	PRE-ENCUMBERED AMOUNT
492	West Price Hill Equiv FUND							
492	000	50,853.22	219,305.79	107,906.74	111,399.05	.00	111,399.05	.00
493	Price Hill Equiv FUND							
493	000	171,702.62	245,107.17	22,272.94	222,834.23	.00	222,834.23	.00
494	East Price Hill Equiv FUND							
494	000	417,157.24	857,693.51	269,596.76	588,096.75	.00	588,096.75	.00
495	Lower Price Hill Equiv FUND							
495	000	467,986.51	604,280.09	41,240.04	563,040.05	.00	563,040.05	.00
496	Westwood 1 Equiv FUND							
496	000	201,891.05	148,821.58	7,649.72	141,171.86	.00	141,171.86	.00
497	Westwood 2 Equiv FUND							
497	000	62,338.69	190,334.60	92,583.68	97,750.92	.00	97,750.92	.00
498	Madisonville Equiv FUND							
498	000	2,530,165.58	5,836,081.74	1,804,345.29	4,031,736.45	13,395.77	4,018,340.68	.00
499	Oakley Equiv FUND							
499	000	2,413,639.48	4,130,520.09	683,252.67	3,447,267.42	.00	3,447,267.42	.00
601	Prepaid Property Settlement FUND							
601	000	440,105.24	254,380.31	.00	254,380.31	.00	254,380.31	.00
604	Unclassified Receipts FUND							
604	000	61,719.68	161,284.34	.00	161,284.34	.00	161,284.34	.00
605	Undistributed City Income Tax FUND							
605	000	7,939,594.50	6,539,594.50	.00	6,539,594.50	.00	6,539,594.50	.00
608	Federal Taxes W/H FUND							
608	000	36,808.85	52,412.66	.00	52,412.66	.00	52,412.66	.00
610	United Way Withholding FUND							
610	000	19,255.03	26,671.59	.00	26,671.59	.00	26,671.59	.00
611	Union Dues Withholding FUND							
611	000	39,466.77	10,713.40	.00	10,713.40	.00	10,713.40	.00
612	State Pension Systems W/H FUND							
612	000	1,055,083.12	1,055,221.93	.00	1,055,221.93	.00	1,055,221.93	.00
614	Employee Salary W/H FUND							
614	000	67,662.93	67,557.72	.00	67,557.72	.00	67,557.72	.00
615	Ohio Sales Tax Deposits FUND							
615	000	54,641.55	43,570.51	.00	43,570.51	.00	43,570.51	.00
616	Fire Insurance Escrow FUND							
616	000	1,338,784.52	1,363,995.44	.00	1,363,995.44	20,000.00	1,343,995.44	.00
617	Admissions Tax Bonds FUND							
617	000	41,274.16	41,474.16	.00	41,474.16	.00	41,474.16	.00

RUN DATE: 06/10/2022
RUN TIME: 08.18.41

CITY OF CINCINNATI - DEPARTMENT OF FINANCE
DIVISION OF ACCOUNTS AND AUDITS
STATEMENT OF BALANCES
RESTRICTED FUNDS
AS OF 05 / 31 / 2022

CFSFA105
PAGE: 8

Report 3

FND	DEPT	ORIGINAL AUTHORIZATION	ADJUSTED AUTHORIZATION	EXPENDITURES AMOUNT	UNEXPENDED BALANCE	ENCUMBRANCE AMOUNT	UNENCUMBERED BALANCE	PRE-ENCUMBERED AMOUNT
618	Towing Charges Private Operatr FUND							
618	000	148,933.60	772,087.45	647,527.32	124,560.13	174,440.72	-49,880.59	.00
619	State Food Service Deposits FUND							
619	000	46,678.99	81,617.99	.00	81,617.99	.00	81,617.99	.00
621	State Vital Statistics Deposit FUND							
621	000	805,633.40	923,125.77	.00	923,125.77	.00	923,125.77	.00
622	State Swimming Pool Deposits FUND							
622	000	5,921.52	7,421.52	.00	7,421.52	.00	7,421.52	.00
623	Street Restoration FUND							
623	000	2,535,672.69	1,922,503.90	.00	1,922,503.90	.00	1,922,503.90	.00
625	Inspection Private St And Sewe FUND							
625	000	164,280.04	189,025.20	.00	189,025.20	.00	189,025.20	.00
626	Unclaimed Wages & Other Pay FUND							
626	000	306,815.12	1,784,952.79	.00	1,784,952.79	.00	1,784,952.79	.00
627	Deferred Compensation W/H FUND							
627	000	24,338.29	24,695.67	.00	24,695.67	.00	24,695.67	.00
628	State Income Tax W/H FUND							
628	000	65,244.57	72,961.97	.00	72,961.97	.00	72,961.97	.00
630	Cable Access Management FUND							
630	000	624,822.10	625,287.00	-106,503.82	731,790.82	23,512.11	708,278.71	.00
632	Local And School Withholding FUND							
632	000	14,039.87	9,916.83	.00	9,916.83	.00	9,916.83	.00
634	Buildings Escrow Deposits FUND							
634	000	160,801.19	147,962.46	.00	147,962.46	.00	147,962.46	.00
635	Buildings State Surcharge Fee FUND							
635	000	60,891.15	95,475.17	.00	95,475.17	.00	95,475.17	.00
636	Flexible Benefit Program FUND							
636	000	1,491,129.15	1,670,316.84	161,758.77	1,508,558.07	51,771.23	1,456,786.84	.00
638	Other City Deposits FUND							
638	000	136,597.92	136,597.92	.00	136,597.92	.00	136,597.92	.00
639	Police Property Room Deposits FUND							
639	000	4,358,436.70	5,029,735.18	.00	5,029,735.18	.00	5,029,735.18	.00
702	Enterprise Technology Solutions FUND							
702	000	1,947,051.89	7,680,304.57	4,984,483.07	2,695,821.50	1,754,473.70	941,347.80	13,700.00
704	MSD Capital Improvements FUND							
704	000	48,005,996.11	179,827,657.31	103,534,887.81	76,292,769.50	95,715,648.83	-19,422,879.33	1,245,874.00
706	W.M. Ampt Endowment FUND							
706	000	126,394.46	135,181.28	.00	135,181.28	.00	135,181.28	.00

RUN DATE: 06/10/2022
RUN TIME: 08.18.41

CITY OF CINCINNATI - DEPARTMENT OF FINANCE
DIVISION OF ACCOUNTS AND AUDITS
STATEMENT OF BALANCES
RESTRICTED FUNDS
AS OF 05 / 31 / 2022

CFSFA105
PAGE: 9

Report 3

FND	DEPT	ORIGINAL AUTHORIZATION	ADJUSTED AUTHORIZATION	EXPENDITURES AMOUNT	UNEXPENDED BALANCE	ENCUMBRANCE AMOUNT	UNENCUMBERED BALANCE	PRE-ENCUMBERED AMOUNT
707	Groesbeck Endowment FUND							
707	000	38,173.64	50,895.59	.00	50,895.59	.00	50,895.59	.00
708	Schmidlapp Park Music FUND							
708	000	52,665.59	53,056.33	.00	53,056.33	.00	53,056.33	.00
711	Risk Management FUND							
711	000	32,494,413.19	114,992,221.92	79,903,828.78	35,088,393.14	20,996,691.88	14,091,701.26	.00
715	Convention Facility Authority FUND							
715	000	68,735.37	677,229.29	474,782.60	202,446.69	18,140.40	184,306.29	.00
721	Crosley Field Complex-Trustee FUND							
721	000	.00	5,625.00	5,625.00	.00	.00	.00	.00
751	Recreation PIF FUND							
751	000	400,067.19	400,282.00	95.00	400,187.00	1.00	400,186.00	.00
752	Park Board PIF FUND							
752	000	2,525,509.65	2,071,000.77	2,000.00	2,069,000.77	.00	2,069,000.77	.00
753	Expressways/Gateways PIF FUND							
753	000	1,764,522.81	1,892,811.30	13.84	1,892,797.46	.00	1,892,797.46	.00
754	Working Capital Reserve FUND							
754	000	35,830,262.24	39,255,730.62	.00	39,255,730.62	.00	39,255,730.62	.00
756	Water Works PIF FUND							
756	000	68,442,626.66	104,851,716.79	42,819,626.15	62,032,090.64	33,788,301.65	28,243,788.99	11,526,520.27
757	Miscellaneous PIF FUND							
757	000	4,342,607.64	6,112,220.50	743,104.68	5,369,115.82	.00	5,369,115.82	.00
758	Income Tax PIF FUND							
758	000	34,582,324.11	55,474,410.99	19,098,612.94	36,375,798.05	.00	36,375,798.05	.00
759	Income Tax Transit FUND							
759	000	9,480,217.11	9,603,334.70	-477.50	9,603,812.20	.00	9,603,812.20	.00
761	Special Housing PIF FUND							
761	000	2,691,099.12	2,863,964.66	.00	2,863,964.66	.00	2,863,964.66	.00
762	Urban Redev Tax Incrmt Equivlt FUND							
762	000	3,933,367.63	11,722,960.58	8,314,908.31	3,408,052.27	.00	3,408,052.27	.00
763	Urban Redev Tax Incrmt Equivlt II FUND							
763	000	248,958.30	5,123,750.91	3,141,970.48	1,981,780.43	830,772.09	1,151,008.34	.00
791	Sidewalk Assessments FUND							
791	000	1,501,019.25	1,782,890.32	238,249.89	1,544,640.43	83,940.57	1,460,699.86	.00
792	Forestry Assessments FUND							
792	000	2,301,402.85	4,749,174.70	1,974,675.54	2,774,499.16	445,498.16	2,329,001.00	.00
793	Blem Assessment FUND							
793	000	1,274,974.02	1,633,514.23	571,339.47	1,062,174.76	108,073.59	954,101.17	.00

RUN DATE: 06/10/2022
 RUN TIME: 08.18.41

CITY OF CINCINNATI - DEPARTMENT OF FINANCE
 DIVISION OF ACCOUNTS AND AUDITS
 STATEMENT OF BALANCES
 RESTRICTED FUNDS
 AS OF 05 / 31 / 2022

CFSFA105
 PAGE: 10

Report 3

<u>FND</u>	<u>DEPT</u>	<u>ORIGINAL AUTHORIZATION</u>	<u>ADJUSTED AUTHORIZATION</u>	<u>EXPENDITURES AMOUNT</u>	<u>UNEXPENDED BALANCE</u>	<u>ENCUMBRANCE AMOUNT</u>	<u>UNENCUMBERED BALANCE</u>	<u>PRE-ENCUMBERED AMOUNT</u>
794	Private Street Dedication FUND							
794	000	240,543.33	252,747.51	.00	252,747.51	.00	252,747.51	.00
795	Downtown Special Improvemnt FUND							
795	000	.00	4,488,313.97	3,751,189.55	737,124.42	.00	737,124.42	.00
815	Judgement Bonds FUND							
815	000	.00	500,000.00	500,000.00	.00	.00	.00	.00
816	Focus 52 Program FUND							
816	000	80,000.00	234,174.03	91,320.00	142,854.03	.00	142,854.03	.00
826	Street Improvement FUND							
826	000	.00	.00	.00	.00	.00	.00	.00
852	Urban Renewal Tax Increment FUND							
852	000	6,228.80	6,228.80	.00	6,228.80	.00	6,228.80	.00
858	Street Improvement FUND							
858	000	.00	.00	.00	.00	.00	.00	.00
862	Urban Development FUND							
862	000	3,536.15	2,084.39	2,084.39	.00	.00	.00	.00
864	Automotive And Other Equip FUND							
864	000	.00	.00	.00	.00	.00	.00	.00
870	Street Improvement FUND							
870	000	.00	5,533,000.00	.00	5,533,000.00	.00	5,533,000.00	.00
882	Master Lease Program FUND							
882	000	.00	95,930.76	95,930.76	.00	.00	.00	.00
883	Revolving Energy Loan FUND							
883	000	267,832.50	267,903.32	.00	267,903.32	.00	267,903.32	.00
886	Water Works Improvement FUND							
886	000	-2,484,111.97	6,860,053.54	6,372,011.49	488,042.05	1,709,762.30	-1,221,720.25	.00
887	Water Works Improvement FY22 FUND							
887	000	.00	6,340,496.22	293,265.58	6,047,230.64	149,297.79	5,897,932.85	.00
980	Capital Projects FUND							
980	000	113,806,877.37	209,717,872.76	89,008,788.82	120,709,083.94	98,559,259.35	22,149,824.59	4,172,279.02

September 6, 2022

To: Members of the Budget and Finance Committee

From: Sheryl M. M. Long, City Manager 202201735

Subject: **Emergency Ordinance – GCWW: Lead Service Line Replacement Assessment for 2022-2021**

Attached is an Emergency Ordinance captioned:

LEVYING assessments for the unpaid costs of private lead service line replacements installed at various locations by the City of Cincinnati's Greater Cincinnati Water Works through its Lead Service Line Replacement Program in accordance with Cincinnati Municipal Code Sections 401-127 through 401-135 and as set forth in Attachment 1.

As part of the Greater Cincinnati Water Works' ("GCWW") Lead Service Line Replacement Program, property owners within the City contracted in FY 2021 and FY 2022 for lead service line replacement by GCWW at their properties and agreed to pay a portion of the cost of the lead line replacement. This Emergency Ordinance authorizes the levying of assessments for the unpaid costs of the private lead service line replacement as part of the property owners' tax assessment and in accordance with the terms of the lead service line replacement contract. Attachment 1 to the Emergency Ordinance represents a list of the properties for which assessments are to be levied.

The reason for the emergency is the immediate necessity to authorize the Clerk of Council to certify the assessments by the Hamilton County Auditor's September 30, 2022 deadline for 2023 assessments to real estate.

The Administration recommends passage of this Emergency Ordinance.

cc: Verna Arnette, Interim Executive Director, GCWW
Andrew M. Dudas, Budget Director
Karen Alder, Finance Director

Attachment

EMERGENCY

ALA

- 2022

LEVYING assessments for the unpaid costs of private lead service line replacements installed at various locations by the City of Cincinnati's Greater Cincinnati Water Works through its Lead Service Line Replacement Program in accordance with Cincinnati Municipal Code Sections 401-127 through 401-135 and as set forth in Attachment 1.

WHEREAS, Chapter 401 of the Cincinnati Municipal Code provides that property owners shall be responsible for the cost of replacing the portion of a lead water service line on their private property; and

WHEREAS, in order to assist property owners in financing the cost of private lead service line replacement, the City does not charge interest when the replacement costs are assessed to the property; and

WHEREAS, the owners of the approximately 700 properties listed in Exhibit A to Attachment 1 ("the Owners") were either notified by Greater Cincinnati Water Works ("GCWW") that their private lead service lines were required to be replaced pursuant to Chapter 401 of the Cincinnati Municipal Code and Chapter 729 of the Ohio Revised Code or provided a voluntary written waiver of such notice; and

WHEREAS, the Owners entered into agreements for GCWW to perform the replacement work on their private water lines, bill the property owner for the owner's share of the resulting costs, and assess to the property for repayment over ten years (or five years, if selected by the owner) any portion of the owner's share of costs that is unpaid following the bill due date; and

WHEREAS, GCWW has completed lead service line replacements at the properties listed on Exhibit A to Attachment 1, the property owners have been billed for their share of the costs, and the due date for payment (30 days from the billing date) has passed; and

WHEREAS, following the due date of the bill, any unpaid portion of the owner's share of costs shall be assessed against the property to be collected by the County Treasurer in the same manner as real estate taxes pursuant to Cincinnati Municipal Code Chapter 401 and the Owners' agreements with the City; now, therefore,

BE IT ORDAINED by the Council of the City of Cincinnati, State of Ohio:

Section 1. That in accordance with Cincinnati Municipal Code Sections 401-127 through 401-135, the unpaid costs of private lead service line replacement incurred by the City's Greater

Cincinnati Water Works (“GCWW”) are hereby levied as assessments upon the real property in the amounts and at the locations described in the attached Exhibit A to Attachment 1 (the “Assessed Properties”) for payment in semi-annual installments for the length of the assessment period indicated on Exhibit A to Attachment 1.

Section 2. That the listed assessments are payable in cash to the City Treasurer within seven calendar days after the passage of this ordinance or, at the option of each property owner, in semi-annual installments for the indicated assessment period.

Section 3. That assessments not paid in cash within seven calendar days are to be certified by the City Treasurer to the County Auditor.

Section 4. That for each of the Assessed Properties, GCWW has either provided written notice of the requirement to replace the private lead service line on the property to the property owner pursuant to Ohio Revised Code Chapter 729 and Cincinnati Municipal Code Chapter 401 or obtained a voluntary written waiver of service of such notice from the property owner.

Section 5. That notes and bonds of the City of Cincinnati may be issued in anticipation of the collection of the assessments.

Section 6. That any amount received as a result of the assessments levied herein shall be deposited into GCWW Fund No. 312, “Private Lead Service Line Replacement.”

Section 7. That this ordinance shall be an emergency measure necessary for the preservation of the public peace, health, safety, and general welfare and shall, subject to the terms of Article II, Section 6 of the Charter, be effective immediately. The reason for the emergency is

the immediate necessity to authorize the Clerk of Council to certify the assessments by the Hamilton County Auditor's September 30, 2022 deadline for 2023 assessments to real estate.

Passed: _____, 2022

Attest: _____
Clerk

Aftab Pureval, Mayor

AFFIDAVIT

STATE OF OHIO

)

)

ss:

COUNTY OF HAMILTON

)

Re: Certification of Lead Service Line Replacement costs (CMC 401-133 and -135 and ORC 729.06)

Now comes Leslie Moening and after being duly cautioned and sworn, states that the following is true and based upon her own knowledge and belief:

1. I am employed by the City of Cincinnati and serve in the position of Lead Program Manager of the Greater Cincinnati Water Works (GCWW) of the City of Cincinnati.
2. Pursuant to the Cincinnati Municipal Code (CMC) sections 401-133 and -135, the City of Cincinnati, through GCWW has the authority to notify the owner in writing of the requirement to replace the private lead service line.
3. Exhibit A, attached hereto and incorporated herein by reference, contains a list of properties and their owners who were either served with notices to replace their private Lead Service Line or who waived such notice and who executed agreements with GCWW to replace the private lead service line on the property and for the owner to pay its share of costs incurred by GCWW.
4. Pursuant to the agreements and CMC 401-135, GCWW has completed the lead service line replacement work on the properties listed in Exhibit A and billed the property owner for their share of the replacement costs. The due date on the bills for each of the listed properties has passed.
5. CMC 401-135 provides, that GCWW shall certify any unpaid amounts to the City Treasurer in an affidavit with the following information as detailed in Exhibit A: the number of tax years over which the amount shall be collected, the amounts to be assessed in each semianual assessment, the date the costs were incurred, the address and parcel number(s) of the property served by the replaced service line and the name of the property owner of record at the time the costs were incurred.
6. Following approval of the assessments by ordinance, CMC 401-135 authorizes the Clerk of Council to certify the assessments to the Hamilton County Auditor for placement upon the tax list and duplicate for the relevant property.
7. I hereby certify the amounts and information listed on Exhibit A to the City Treasurer, and request that upon approval of ordinance that the Clerk of Council certify the listed assessments to the Hamilton County Auditor for placement upon the tax list and duplicate.

FURTHER, AFFIANT SAITH NAUGHT.

Leslie Moening
LESLIE MOENING,

Sworn to before me and in my presence this 18 day of August, 2022.

Abigail Aguilera
Notary Public – State of Ohio



Abigail Aguilera
Attorney at Law
Notary Public, State of Ohio
My Commission Has No Expiration Date
Sec 147.03 RC

Exhibit A

FY 21

											Assessment Payment schedule										
Parcel #	Owner Name	Property Address	Owner Address	Owner Address 2	Owner City	Owner State	Owner Zip	Assessment Years	Assessment Amount	2023	2024	2025	2026	2027	2028	2029	2030	2031	2032		
218-0458-0080-00	ALFAYA SAMUEL	106 JUEGENS AVE	3810 1/2 FULTON GROVE ROAD		CINCINNATI	OH	45245	5	1,673.40	167.34	167.34	167.34	167.34	167.34	167.34	167.34	167.34	167.34	167.34		
019-0002-0015-00	HARSH KATHERINE L & JACOB ALLEN	1170 HERSCHEL AV			CINCINNATI	OH	45208	5	1,856.40	185.64	185.64	185.64	185.64	185.64	185.64	185.64	185.64	185.64	185.64		
179-0077-0154-00	ANITRA GARASE	6033 Wadway			Cincinnati	OH	45234	5	1,727.40	172.74	172.74	172.74	172.74	172.74	172.74	172.74	172.74	172.74	172.74		
043-0001-0012-00	ALIVIA GIANMICHELE & KATHERINE	1254 GRACE AVE			CINCINNATI	OH	45208	5	2,146.80	214.68	214.68	214.68	214.68	214.68	214.68	214.68	214.68	214.68	214.68		
221-0019-0307-00	BOWMAN CHRISTINA	2112 S VINE ST			HARRISON	OH	45030	5	1,500.00	150.00	150.00	150.00	150.00	150.00	150.00	150.00	150.00	150.00	150.00		
221-0019-0039-00	WYNNE LOIS E TR	1409 BOYD STREET	1937 STOCKTON DR		LOVELAND	OH	45140	5	1,500.00	150.00	150.00	150.00	150.00	150.00	150.00	150.00	150.00	150.00	150.00		
081-0004-0448-00	SHENK, HEIDI	1428 REPUBLIC STREET			CINCINNATI	OH	45210-1753	5	1,200.00	120.00	120.00	120.00	120.00	120.00	120.00	120.00	120.00	120.00	120.00		
081-0004-0035-00	DENNIG ALVIN B & DIANA E	1507 REPUBLIC STREET			CINCINNATI	OH	45202	5	1,200.00	120.00	120.00	120.00	120.00	120.00	120.00	120.00	120.00	120.00	120.00		
196-0024-0080-00	GOSSETT DERRECK & SAMANTHA	1522 PULLAN AVENUE			CINCINNATI	OH	45223	5	1,500.00	150.00	150.00	150.00	150.00	150.00	150.00	150.00	150.00	150.00	150.00		
055-0002-0061-00	HAMBRICK RAYMOND & GWENDOLYN	1539 MERRIMAC STREET	888 ROCKDALE AVE		CINCINNATI	OH	45229	5	1,650.00	165.00	165.00	165.00	165.00	165.00	165.00	165.00	165.00	165.00	165.00		
054-0006-0058-00	GYL, LLC	1541 RUTH AVE	3076 SPENCER HILL DR		CINCINNATI	OH	45226	5	1,059.00	105.90	105.90	105.90	105.90	105.90	105.90	105.90	105.90	105.90	105.90		
193-0003-0173-00	HAFLEY TIMOTHY K	1614 COOPER ST			CINCINNATI	OH	45223	5	1,475.40	147.54	147.54	147.54	147.54	147.54	147.54	147.54	147.54	147.54	147.54		
234-0001-0046-00	FISHER KATHERINE A	1636 LARCH AVE		N1-309	CINCINNATI	OH	45204	5	1,380.00	138.00	138.00	138.00	138.00	138.00	138.00	138.00	138.00	138.00	138.00		
055-0002-0016-00	SARA DOMVILLE & NICHOLAS	1865 MADISON ROAD			CINCINNATI	OH	45206	5	3,500.00	350.00	350.00	350.00	350.00	350.00	350.00	350.00	350.00	350.00	350.00		
053-0004-0001-00	GRUNDY P SUSAN	1904 POGUE AVENUE	1904 POGUE AVE		CINCINNATI	OH	45208	5	1,875.00	187.50	187.50	187.50	187.50	187.50	187.50	187.50	187.50	187.50	187.50		
054-0002-0080-00	KYLE THOMAS & CASEY LYNN HILL	1933 FAIRFAX AVE			CINCINNATI	OH	45207-1905	5	1,086.00	108.60	108.60	108.60	108.60	108.60	108.60	108.60	108.60	108.60	108.60		
245-0006-0045-00	RYAN DODDS AND CASSANDRA VITALE	22 WOODSDALE AVE	22 WOODSDALE AVE		CINCINNATI	OH	45216-1114	5	1,893.00	189.30	189.30	189.30	189.30	189.30	189.30	189.30	189.30	189.30	189.30		
068-0007-0004-00	FRODGE DONALD BLAIRE JR	220 DORCHESTER AVE	7799 KUGLER MILL RD		CINCINNATI	OH	45243	5	1,494.00	149.40	149.40	149.40	149.40	149.40	149.40	149.40	149.40	149.40	149.40		
185-0001-0024-00	JOHNSON TAMARA NEWCOMER & MICHAEL	221 TWIN AVE			CINCINNATI	OH	45233	5	728.40	72.84	72.84	72.84	72.84	72.84	72.84	72.84	72.84	72.84	72.84		
100-0001-0330-00	BRIM BETTY J	2321 FLORA STREET	1028 VALLEY LN		CINCINNATI	OH	45229	5	1,200.00	120.00	120.00	120.00	120.00	120.00	120.00	120.00	120.00	120.00	120.00		
100-0001-0316-00	EQUITY TRUST COMPANY FBO MARK A	2346 FLORA STREET	3796 POPLAR CREEK DR		CINCINNATI	OH	45230	5	1,200.00	120.00	120.00	120.00	120.00	120.00	120.00	120.00	120.00	120.00	120.00		
211-0069-0008-00	ATWOOD MARK A & MARCIE D HANDL	3036 LISCHER AVE			CINCINNATI	OH	45211-7029	5	1,869.00	186.90	186.90	186.90	186.90	186.90	186.90	186.90	186.90	186.90	186.90		
189-0023-0064-00	BAILEY CRAIG	3603 SIDNEY AVE			CINCINNATI	OH	45207	5	1,433.40	143.34	143.34	143.34	143.34	143.34	143.34	143.34	143.34	143.34	143.34		
189-0023-0032-00	DILLARD & MARY H PARTIN	3072 HENSHAW AV	3068 HENSHAW AVE		CINCINNATI	OH	45225	5	1,927.80	192.78	192.78	192.78	192.78	192.78	192.78	192.78	192.78	192.78	192.78		
054-0001-0076-00	THIENPRAYON PAUL P TR & RACHEL	3111 FAIRFIELD AVE			CINCINNATI	OH	45207	5	2,444.00	244.40	244.40	244.40	244.40	244.40	244.40	244.40	244.40	244.40	244.40		
211-0070-0100-00	WITTE ANNE M	3146 DAYTONA AVE			CINCINNATI	OH	45211	5	1,868.40	186.84	186.84	186.84	186.84	186.84	186.84	186.84	186.84	186.84	186.84		
125-0001-0043-00	SAMPANIS CHRISTOS G & TRACY A	3243 ORION AVE			CINCINNATI	OH	45213	5	1,893.60	189.36	189.36	189.36	189.36	189.36	189.36	189.36	189.36	189.36	189.36		
023-0003-0141-00	FRANK LIBBY S KLEINMAN & KEVIN K F	3300 ROYAL PL			CINCINNATI	OH	45208	5	1,073.40	107.34	107.34	107.34	107.34	107.34	107.34	107.34	107.34	107.34	107.34		
054-0005-0030-00	ROBERT B HATTERSLEY	3311 HACKBERRY STREET aka 3309 Hackberry	3608 ARCHER AVE		CINCINNATI	OH	45208	5	2,500.00	250.00	250.00	250.00	250.00	250.00	250.00	250.00	250.00	250.00	250.00		
046-0008-0062-00	MALES RICHARD M & BARBARA K	3319 EASTSIDE AVE			CINCINNATI	OH	45208-2711	5	2,083.80	208.38	208.38	208.38	208.38	208.38	208.38	208.38	208.38	208.38	208.38		
046-0008-0075-00	MALES BARBARA & RICHARD M	3320 EASTSIDE AVE			CINCINNATI	OH	45208-2712	5	2,038.80	203.88	203.88	203.88	203.88	203.88	203.88	203.88	203.88	203.88	203.88		
100-0001-0291-00	LEYBMAN GARY	345 ADA STREET			CINCINNATI	OH	45219-1101	5	1,200.00	120.00	120.00	120.00	120.00	120.00	120.00	120.00	120.00	120.00	120.00		
038-0403-0118-00	ERIE AVENUE PROPERTIES LLC	3516 ERIE AVENUE aka 3514 Erie	7925 SPIRITWOOD CT		CINCINNATI	OH	45243	5	1,500.00	150.00	150.00	150.00	150.00	150.00	150.00	150.00	150.00	150.00	150.00		
093-0001-0022-00	IONIC REAL ESTATE, LLC	36 E HOLLISTER ST aka 38 E Hollister			CINCINNATI	OH	45219	5	1,077.00	107.70	107.70	107.70	107.70	107.70	107.70	107.70	107.70	107.70	107.70		
042-0401-0071-00	DIAMOND PAUL L & BEVERLY S	3692 KENDALL AVE			CINCINNATI	OH	45208-1138	5	1,872.00	187.20	187.20	187.20	187.20	187.20	187.20	187.20	187.20	187.20	187.20		
007-0002-0093-00	GOLEMBIEWSKI ARLENE TR	3723 SACHEM AVE			CINCINNATI	OH	45226	5	1,910.40	191.04	191.04	191.04	191.04	191.04	191.04	191.04	191.04	191.04	191.04		
109-0003-0012-00	RUEHLMANN RICHARD E & WENDY A	3910 WINDING WY			CINCINNATI	OH	45229-1936	5	2,106.60	210.66	210.66	210.66	210.66	210.66	210.66	210.66	210.66	210.66	210.66		
115-0007-0043-00	SHAFFER PAMELA JEAN	3972 ROSE HILL AVENUE			CINCINNATI	OH	45229	5	900.00	90.00	90.00	90.00	90.00	90.00	90.00	90.00	90.00	90.00	90.00		
115-0007-0031-00	ADAM GELTER & ANDREA KERN	3987 ROSE HILL AVENUE			CINCINNATI	OH	45229-1413	5	900.00	90.00	90.00	90.00	90.00	90.00	90.00	90.00	90.00	90.00	90.00		
111-0002-0014-00	BURLEW RANDI D & SCOTT T BURKS	4088 ROSE HILL AVENUE			CINCINNATI	OH	45229	5	900.00	90.00	90.00	90.00	90.00	90.00	90.00	90.00	90.00	90.00	90.00		
221-0019-0163-00	BRAUCH WESLEY A JR	4150 CHAMBERS STREET			CINCINNATI	OH	45223	5	1,300.00	130.00	130.00	130.00	130.00	130.00	130.00	130.00	130.00	130.00	130.00		
196-0026-0046-00	MARIA C MCDONOUGH	4225 TURRILL ST			CINCINNATI	OH	45223	5	1,667.40	166.74	166.74	166.74	166.74	166.74	166.74	166.74	166.74	166.74	166.74		
221-0020-0077-00	JACOVKIS NATALIA & BRIAN HAGEN	4233 CHAMBERS STREET			CINCINNATI	OH	45233	5	1,500.00	150.00	150.00	150.00	150.00	150.00	150.00	150.00	150.00	150.00	150.00		
221-0020-0075-00	PAOLA GLORIA M	4237 CHAMBERS ST			CINCINNATI	OH	45223-1825	5	941.40	94.14	94.14	94.14	94.14	94.14	94.14	94.14	94.14	94.14	94.14		
196-0024-0060-00	NAUTH ERIN R & ALEX L	4312 BEECH HILL AVENUE			CINCINNATI	OH	45223	5	1,500.00	150.00	150.00	150.00	150.00	150.00	150.00	150.00	150.00	150.00	150.00		
098-0006-0014-00	PETTY WANDA BEATRICE	438 ADA STREET			CINCINNATI	OH	45219-1104	5	1,200.00	120.00	120.00	120.00	120.00	120.00	120.00	120.00	120.00	120.00	120.00		
178-0028-0091-00	PRATHER SARAH & DANIEL POLAND	536 MT HOPE AVE			CINCINNATI	OH	45204	5	1,651.80	165.18	165.18	165.18	165.18	165.18	165.18	165.18	165.18	165.18	165.18		
006-0002-0036-00	STREET MENDERS	5730 LANTANA AVENUE			AMELIA	OH	45102	5	1,000.00	100.00	100.00	100.00	100.00	100.00	100.00	100.00	100.00	100.00	100.00		
006-0001-0010-00	HIGH GROUND PARTNERS LLC	5912 KELLOGG AVE			CINCINNATI	OH	45230	5	2,470.00	247.00	247.00	247.00	247.00	247.00	247.00	247.00	247.00	247.00	247.00		
229-0002-0002-00	RICHARD VON NIDA TR	6116 BELLEAIR PI			Cincinnati	OH	45224	5	1,704.60	170.46	170.46	170.46	170.46	170.46	170.46	170.46	170.46	170.46	170.46		
098-0006-0074-00	OMELTSCHENKO LAURA	616 CLEMMER AVE			CINCINNATI	OH	45219	5	1,013.40	101.34	101.34	101.34	101.34	101.34	101.34	101.34	101.34	101.34	101.34		
247-0001-0074-00	COMACHO, GONZALO	6300 HAMILTON AVENUE			CINCINNATI	OH	45224-2010	5	1,200.00	120.00	120.00	120.00	120.00	120.00	120.00	120.00	120.00	120.00	120.00		
115-0005-0134-00	KINGKEO NANCY & JOHN D DUPUIS	749 AVON FIELDS LN			CINCINNATI	OH	45229-1538	5	1,157.40	115.74	115.74	115.74	115.74	115.74	115.74	115.74	115.74	115.74	115.74		
132-0002-0057-00	DAVID C SHERMAN	819 DAYTON ST		#2B	CINCINNATI	OH	45202	5	1,728.00	172.80	172.80	172.80	172.80	172.80	172.80	172.80	172.80	172.80	172.80		
189-0019-0018-00	OSIE PATRICIA A & CHRISTINA	1037 STRAIGHT ST			CINCINNATI	OH	45214-1733	10	1,639.20	81.96											

661

662

663

17-0002-0005-0	HENNESSEY DANIEL F & NANCY	510 TUSCULUM AVE	510 TUSCULUM AVE	CINCINNATI	OH	45226-1774	10	5,570.00	278.50	278.50	278.50	278.50	278.50	278.50	278.50	278.50	278.50	278.50	278.50	278.50	278.50	278.50
215-0605-0027-0	ROBERT OTOMASSI & MICHAEL MORENO	514 EVANSWOOD PLACE	514 EVANSWOOD Place	Cincinnati	OH	45220		2,184.00	109.20	109.20	109.20	109.20	109.20	109.20	109.20	109.20	109.20	109.20	109.20	109.20	109.20	109.20
035-0004-0042-0	S218 KENWOOD RD	5218 KENWOOD RD	1706 HIGHLAND AVE	CINCINNATI	OH	45202		2,023.80	101.19	101.19	101.19	101.19	101.19	101.19	101.19	101.19	101.19	101.19	101.19	101.19	101.19	101.19
132-0003-0064-0	STEEZO MANAGEMENT INVESTMENTS	523 YORK ST	1254 Sweetwater Drive	Cincinnati	OH	45215		1,030.80	51.54	51.54	51.54	51.54	51.54	51.54	51.54	51.54	51.54	51.54	51.54	51.54	51.54	51.54
214-0002-0048-0	TURNER-BICKNELL TASHA & TIMOTHY	528 TERRACE AVE	528 TERRACE AVE	CINCINNATI	OH	45200		1,170.00	58.50	58.50	58.50	58.50	58.50	58.50	58.50	58.50	58.50	58.50	58.50	58.50	58.50	58.50
107-0008-0105-0	REAL WORLD PROPERTY GROUP LLC	542 LAIR BLVD	4495 Miami Road	Cincinnati	OH	45243		1,689.60	84.48	84.48	84.48	84.48	84.48	84.48	84.48	84.48	84.48	84.48	84.48	84.48	84.48	84.48
121-0002-0052-0	FINNERTY ALISA	5574 ATTICA AVE	5574 ATTICA AVE	CINCINNATI	OH	45212		1,929.60	96.48	96.48	96.48	96.48	96.48	96.48	96.48	96.48	96.48	96.48	96.48	96.48	96.48	96.48
123-0002-0182-0	REDDY DENNIS M & BETH ANN	5639 RIDGE AVE	5639 RIDGE AVE	CINCINNATI	OH	45213		1,978.80	98.94	98.94	98.94	98.94	98.94	98.94	98.94	98.94	98.94	98.94	98.94	98.94	98.94	98.94
234-0003-0023-0	THEILE DOUGLAS & DEBBIE	5646 BELMONT AVE	5646 BELMONT AVE	CINCINNATI	OH	45224-3102		600.00	30.00	30.00	30.00	30.00	30.00	30.00	30.00	30.00	30.00	30.00	30.00	30.00	30.00	30.00
036-0005-0013-0	JORDAN NAUMAN & MICHAEL NAUMAN	5753 WHITNEY AVE	5753 WHITNEY AVE	CINCINNATI	OH	45227		1,661.40	83.07	83.07	83.07	83.07	83.07	83.07	83.07	83.07	83.07	83.07	83.07	83.07	83.07	83.07
234-0002-0072-0	HOCKER KIMBERLY A	5761 LANTANA AVENUE	5761 LANTANA AVENUE	CINCINNATI	OH	45224		1,320.00	66.00	66.00	66.00	66.00	66.00	66.00	66.00	66.00	66.00	66.00	66.00	66.00	66.00	66.00
235-0002-0038-0	PHILLIPS HOMER & LUCILLE	5770 LANTANA AVENUE	5770 LANTANA AVE	CINCINNATI	OH	45224-3014		1,320.00	66.00	66.00	66.00	66.00	66.00	66.00	66.00	66.00	66.00	66.00	66.00	66.00	66.00	66.00
214-0006-0047-0	RODRIGUEZ, NORIS	578 HOWELL AV aka 576 Howell	578 HOWELL AVE	CINCINNATI	OH	45220-1923		1,710.00	85.50	85.50	85.50	85.50	85.50	85.50	85.50	85.50	85.50	85.50	85.50	85.50	85.50	85.50
235-0002-0034-0	STEPHENS JONATHAN L & PATRICIA	5786 LANTANA AVENUE	5786 LANTANA AVE	CINCINNATI	OH	45224-3014		1,320.00	66.00	66.00	66.00	66.00	66.00	66.00	66.00	66.00	66.00	66.00	66.00	66.00	66.00	66.00
127-0001-0029-0	RUSSELL WILLA M	5836 RED BANK ROAD	5836 RED BANK RD	CINCINNATI	OH	45213-2317		2,810.00	140.50	140.50	140.50	140.50	140.50	140.50	140.50	140.50	140.50	140.50	140.50	140.50	140.50	140.50
122-0002-0113-0	FRANKOVICH ERIN	5909 EAST WOODMONT AVE	5909 EAST WOODMONT AVE	CINCINNATI	OH	45213		1,845.60	92.28	92.28	92.28	92.28	92.28	92.28	92.28	92.28	92.28	92.28	92.28	92.28	92.28	92.28
115-0005-0092-0	WATSON-CHANEY PATRICE	6 AVON FIELDS PL	6 AVON FIELDS PL	CINCINNATI	OH	45229-1513		1,350.00	67.50	67.50	67.50	67.50	67.50	67.50	67.50	67.50	67.50	67.50	67.50	67.50	67.50	67.50
235-0001-0023-0	BARNES ANTOINETTE	6017 LANTANA AVENUE	6017 LANTANA AVENUE	CINCINNATI	OH	45224-2501		1,320.00	66.00	66.00	66.00	66.00	66.00	66.00	66.00	66.00	66.00	66.00	66.00	66.00	66.00	66.00
233-0003-0099-0	HILL DONALD	6118 GLADYS AVENUE	6118 GLADYS AVE	CINCINNATI	OH	45224		1,320.00	66.00	66.00	66.00	66.00	66.00	66.00	66.00	66.00	66.00	66.00	66.00	66.00	66.00	66.00
036-0004-0168-0	STALL CLAIRE	6119 NAVARRE PL	6119 NAVARRE PL	CINCINNATI	OH	45227		1,769.40	88.47	88.47	88.47	88.47	88.47	88.47	88.47	88.47	88.47	88.47	88.47	88.47	88.47	88.47
121-0001-0058-0	KEARNEY TAMARA J	6127 FAIRWAY DR	6127 FAIRWAY DR	CINCINNATI	OH	45212-1307		1,647.00	82.35	82.35	82.35	82.35	82.35	82.35	82.35	82.35	82.35	82.35	82.35	82.35	82.35	82.35
201-0005-0008-0	TEPPERBERG BENJAMIN E TR	614 FAIRWAY ST	P O BOX 20163	CINCINNATI	OH	45220		1,680.84	84.00	84.00	84.00	84.00	84.00	84.00	84.00	84.00	84.00	84.00	84.00	84.00	84.00	84.00
124-0004-0034-0	LANGLOIS THOMAS W & ELAINE S	6230 KINCAID RD	6230 KINCAID RD	CINCINNATI	OH	45213-1416		1,872.00	93.60	93.60	93.60	93.60	93.60	93.60	93.60	93.60	93.60	93.60	93.60	93.60	93.60	93.60
124-0004-0081-0	RING EUSE M & SEAN BARTON	6255 ORCHARD LN	6255 ORCHARD LN	CINCINNATI	OH	45213-1101		1,920.00	96.00	96.00	96.00	96.00	96.00	96.00	96.00	96.00	96.00	96.00	96.00	96.00	96.00	96.00
124-0002-0032-0	BENEDETTI JOEL BRYAN & CATTUN SAR	6257 KINCAID RD	6257 KINCAID RD	CINCINNATI	OH	45213		1,912.20	95.61	95.61	95.61	95.61	95.61	95.61	95.61	95.61	95.61	95.61	95.61	95.61	95.61	95.61
164-0004-0035-0	MARINERS LANDING BOAT CLUB LLC	6283 GRACELY DR	1405 FORBES RD	CINCINNATI	OH	45223		1,319.40	65.97	65.97	65.97	65.97	65.97	65.97	65.97	65.97	65.97	65.97	65.97	65.97	65.97	65.97
162-0002-0055-0	GIDCAR CLC	655 STEINER AVE	530 N MIAMI AVE	CINCINNATI	OH	45002		1,935.00	96.75	96.75	96.75	96.75	96.75	96.75	96.75	96.75	96.75	96.75	96.75	96.75	96.75	96.75
166-0003-0154-0	RITCHER GARY MICHAEL & JACQUELIN	6642 PARKLAND AVE	6642 PARKLAND AVE	CINCINNATI	OH	45233		1,696.20	84.81	84.81	84.81	84.81	84.81	84.81	84.81	84.81	84.81	84.81	84.81	84.81	84.81	84.81
166-0003-0126-0	OTISKESS PAUL KOCH	6654 GRACELY DR	6654 GRACELY DR	CINCINNATI	OH	45233		1,714.80	85.74	85.74	85.74	85.74	85.74	85.74	85.74	85.74	85.74	85.74	85.74	85.74	85.74	85.74
166-0003-0130-0	ALTS KEITH M	6668 GRACELY DR	6668 GRACELY DR	CINCINNATI	OH	45233-1143		1,898.40	94.92	94.92	94.92	94.92	94.92	94.92	94.92	94.92	94.92	94.92	94.92	94.92	94.92	94.92
166-0003-0130-0	971 DELUXE AVE	671 DELUXE AVE	671 DELUXE AVE	CINCINNATI	OH	45204-1239		1,815.00	90.75	90.75	90.75	90.75	90.75	90.75	90.75	90.75	90.75	90.75	90.75	90.75	90.75	90.75
115-0005-0140-0	HRANICA JEANNE A	680 AVON FIELDS LANE	680 AVON FIELDS LANE	CINCINNATI	OH	45229		900.00	45.00	45.00	45.00	45.00	45.00	45.00	45.00	45.00	45.00	45.00	45.00	45.00	45.00	45.00
099-0002-0072-0	GRIEZE ANNY K @ 3	696 RIDDLE RD	2958 Sassafras Ave	Cincinnati	OH	45431	Beavercreek	900.40	47.52	47.52	47.52	47.52	47.52	47.52	47.52	47.52	47.52	47.52	47.52	47.52	47.52	47.52
179-0078-0225-0	HJRE, LLC	706 TRENTON AVE	P.O. BOX 8233	CINCINNATI	OH	45308		1,755.60	87.78	87.78	87.78	87.78	87.78	87.78	87.78	87.78	87.78	87.78	87.78	87.78	87.78	87.78
115-0004-0056-0	JS HOLDINGS IX, LLC	711 E MITCHELL AVE	7227 BERWOOD DR	CINCINNATI	OH	45243		1,943.40	97.17	97.17	97.17	97.17	97.17	97.17	97.17	97.17	97.17	97.17	97.17	97.17	97.17	97.17
167-0007-0014-0	BENESH JAMES & DONNA	7146 FERNBANK AVE	7146 FERNBANK AVE	CINCINNATI	OH	45233-1010		1,873.20	93.66	93.66	93.66	93.66	93.66	93.66	93.66	93.66	93.66	93.66	93.66	93.66	93.66	93.66
167-0007-0095-0	5494 DENVER DRIVE	7146 DENVER DRIVE	5494 DENVER DRIVE	CINCINNATI	OH	45238		1,943.20	97.17	97.17	97.17	97.17	97.17	97.17	97.17	97.17	97.17	97.17	97.17	97.17	97.17	97.17
167-0002-0039-0	NOELTING CYNTHIA	7411 WYNN PL	7411 WYNN PL	CINCINNATI	OH	45233		1,733.40	86.67	86.67	86.67	86.67	86.67	86.67	86.67	86.67	86.67	86.67	86.67	86.67	86.67	86.67
115-0005-0086-0	NUNEZ CHERYL L	756 RED BUD AVENUE	756 RED BUD AVE	CINCINNATI	OH	45229-1531		900.00	45.00	45.00	45.00	45.00	45.00	45.00	45.00	45.00	45.00	45.00	45.00	45.00	45.00	45.00
115-0005-0132-0	GALE MELVIN S	760 RED BUD AVENUE	760 RED BUD AVENUE	CINCINNATI	OH	45229		900.00	45.00	45.00	45.00	45.00	45.00	45.00	45.00	45.00	45.00	45.00	45.00	45.00	45.00	45.00
242-0002-0016-0	HAVES CORINTHA	7603 ANTHONY WAYNE AVE	7603 ANTHONY WAYNE AVE	CINCINNATI	OH	45229-1816		1,705.20	85.26	85.26	85.26	85.26	85.26	85.26	85.26	85.26	85.26	85.26	85.26	85.26	85.26	85.26
212-0001-0019-0	EYANS RICHARD & EDITH MARTIN	765 N FRED SHUTTLESWORTH CR	765 N FRED SHUTTLESWORTH CR	CINCINNATI	OH	45229-2609		1,275.00	63.75	63.75	63.75	63.75	63.75	63.75	63.75	63.75	63.75	63.75	63.75	63.75	63.75	63.75
174-0001-0420-0	8400 WILSON CROSSING BLVD	8400 WILSON CROSSING BLVD	8400 WILSON CROSSING BLVD	CINCINNATI	OH	45221	BEVERLY HARRIS	82,871	82,871	82,871	82,871	82,871	82,871	82,871	82,871	82,871	82,871	82,871	82,871	82,871	82,871	82,871
133-0007-0084-0	5759 BLAIR, LLC	804 POPLAR STREET	804 POPLAR STREET	CINCINNATI	OH	45239	C/O RAY PROPERTY M	74,627	74,627	74,627	74,627	74,627	74,627	74,627	74,627	74,627	74,627	74,627	74,627	74,627	74,627	74,627
176-0109-0185-0	HAMILTON COUNTY LAND REUTILIZATI	8200 MCPHERSON AVE	3 EAST 40TH ST	CINCINNATI	OH	45202	SUITE 300	1,833.00	91.65	91.65	91.65	91.65	91.65	91.65	91.65	91.65	91.65	91.65	91.65	91.65	91.65	91.65
244-0003-0028-0	DAU DENNIS C	8260 WOODBINE AVE	8260 WOODBINE AVE	CINCINNATI	OH	45216		1,493.40	74.67	74.67	74.67	74.67	74.67	74.67	74.67	74.67	74.67	74.67	74.67	74.67	74.67	74.67
179-0079-0090-0	BAUER MOLLY & WILLIAM	828 SUIRE AVE	828 SUIRE AVE	CINCINNATI	OH	45205		1,179.00	58.95	58.95	58.95	58.95	58.95	58.95	58.95	58.95	58.95	58.95	58.95	58.95	58.95	58.95
173-0007-0081-0	APPLETON KEVIN & KIRK APPLETON	4683 HAMILTON AVE	4683 HAMILTON AVE	CINCINNATI	OH	45216		1,673.40	83.67	83.67	83.67	83.67	83.67	83.67	83.67	83.67	83.67	83.67	83.67	83.67	83.67	83.67
173-0007-0081-0	9603 FRANCISCO ST	9603 FRANCISCO ST	9603 FRANCISCO ST	CINCINNATI	OH	45216		1,090.80	54.54	54.54	54.54	54.54	54.54	54.54	54.54	54.54	54.54	54.54	54.54	54.54	54.54	54.54
072-0001-0218-0	Steven Zies and Alexandra Zies	972 HATCH ST	972 HATCH ST	Cincinnati	OH	45202-1534		1,365.00	68.25	68.25	68.25	68.25	68.25	68.25	68.25	68.25						

Assessment payment schedule																		
Parcel #	Property Address	Owner Address	Owner Address 2	Owner City	Owr	Owner Zip	Assessment Years	Assessment Amount	2023	2024	2025	2026	2027	2028	2029	2030	2031	2032
172-0016-0079-00	1320 NEFF AVENUE	1320 NEFF AVE		CINCINNATI	OH	45204	5	2500	250.00	250.00	250.00	250.00	250.00	250.00	250.00			
086-0002-0106-00	1810 WALKER STREET	3833 Chimney Hill Dr		CINCINNATI	OH	45241	5	900.01	90.00	90.00	90.00	90.00	90.00	90.00	90.00			
089-0004-0065-00	2471 PARIS ST	2471 Paris St.		Cincinnati	OH	45219	5	830.4	83.04	83.04	83.04	83.04	83.04	83.04	83.04	83.04	83.04	83.04
062-0002-0067-00	2554 MOORMAN AVE	2554 MOORMAN AVE		CINCINNATI	OH	45206	5	1859.4	185.94	185.94	185.94	185.94	185.94	185.94	185.94	185.94	185.94	185.94
208-0B57-0012-00	2885 DIRHEIM AVE	2885 DIRHEIM AVE		CINCINNATI	OH	45211	5	600	60.00	60.00	60.00	60.00	60.00	60.00	60.00	60.00	60.00	60.00
042-0001-0095-00	3 PEASENHALL LN	3 PEASENHALL LN		CINCINNATI	OH	45208	5	1884	188.40	188.40	188.40	188.40	188.40	188.40	188.40	188.40	188.40	188.40
055-0001-0034-00	3207 GILBERT AVENUE	3207 GILBERT AVE		CINCINNATI	OH	45207-1413	5	1200	120.00	120.00	120.00	120.00	120.00	120.00	120.00	120.00	120.00	120.00
211-0069-0040-00	3231 EPWORTH AVE	3231 EPWORTH AVE		CINCINNATI	OH	45211	5	1639.8	163.98	163.98	163.98	163.98	163.98	163.98	163.98	163.98	163.98	163.98
058-0005-0072-00	3454 GREENLAWN AVENUE	3454 GREENLAWN AVE		CINCINNATI	OH	45207	5	1200	120.00	120.00	120.00	120.00	120.00	120.00	120.00	120.00	120.00	120.00
214-0006-0053-00	3476 MORRISON PL	3476 MORRISON PL		CINCINNATI	OH	45220-1531	5	2300	230.00	230.00	230.00	230.00	230.00	230.00	230.00	230.00	230.00	230.00
039-0A06-0110-00	3550 RAYMAR BLVD	3550 RAYMAR BLVD		CINCINNATI	OH	45208-1502	5	4736	473.60	473.60	473.60	473.60	473.60	473.60	473.60	473.60	473.60	473.60
020-0001-0150-00	3619 HEEKIN AVE	3619 HEEKIN AVE		CINCINNATI	OH	45208	5	4586	458.60	458.60	458.60	458.60	458.60	458.60	458.60	458.60	458.60	458.60
039-0004-0032-00	3842 ISABELLA AV	3842 ISABELLA AV		CINCINNATI	OH	45209	5	1944	194.40	194.40	194.40	194.40	194.40	194.40	194.40	194.40	194.40	194.40
180-0080-0031-00	4758 GLENWAY AVENUE	4758 GLENWAY AVE		CINCINNATI	OH	45238-4500	5	900	90.00	90.00	90.00	90.00	90.00	90.00	90.00	90.00	90.00	90.00
183-0002-0086-00	5065 SIDNEY ROAD	5065 SIDNEY RD		CINCINNATI	OH	45238	5	600	60.00	60.00	60.00	60.00	60.00	60.00	60.00	60.00	60.00	60.00
034-0002-0003-00	5428 WHETSEL	3455 Oyster Bay Ct.		CINCINNATI	OH	45227	5	600	60.00	60.00	60.00	60.00	60.00	60.00	60.00	60.00	60.00	60.00
115-0005-0072-00	720 RED BUD AVENUE	720 RED BUD AVE		CINCINNATI	OH	45229	5	720	72.00	72.00	72.00	72.00	72.00	72.00	72.00	72.00	72.00	72.00
076-0002-0175-00	10 W NINTH ST	814 ELM ST		CINCINNATI	OH	45202	10	2351	117.55	117.55	117.55	117.55	117.55	117.55	117.55	117.55	117.55	117.55
179-0075-0428-00	1014 GILSEY	1014 Gilsey Ave		CINCINNATI	OH	45205	10	1740	87.00	87.00	87.00	87.00	87.00	87.00	87.00	87.00	87.00	87.00
073-0001-0061-00	1021 ST GREGORY ST	1021 ST GREGORY ST		CINCINNATI	OH	45202	10	737.4	36.87	36.87	36.87	36.87	36.87	36.87	36.87	36.87	36.87	36.87
184-0005-0094-00	1104 DAYTON ST	1677 Anthony Ln		Franklin	OH	45005	10	726	36.30	36.30	36.30	36.30	36.30	36.30	36.30	36.30	36.30	36.30
043-0001-0092-00	1139 HALPIN AV	1139 HALPIN		Cincinnati	OH	45208	10	4711	235.55	235.55	235.55	235.55	235.55	235.55	235.55	235.55	235.55	235.55
095-0004-0028-00	115 PARKER ST	P O BOX 20163		CINCINNATI	OH	45220	10	600	30.00	30.00	30.00	30.00	30.00	30.00	30.00	30.00	30.00	30.00
236-0003-0025-00	1207 HILLCREST RD	1207 HILLCREST RD		CINCINNATI	OH	45224	10	2320	116.00	116.00	116.00	116.00	116.00	116.00	116.00	116.00	116.00	116.00
095-0004-0025-00	121 PARKER ST	P O BOX 20163		CINCINNATI	OH	45220	10	600	30.00	30.00	30.00	30.00	30.00	30.00	30.00	30.00	30.00	30.00
179-0074-0191-00	1218 GILSEY AVE	1613 E LIVINGSTON ST		ORLANDO	FL	32803	10	1550.4	77.52	77.52	77.52	77.52	77.52	77.52	77.52	77.52	77.52	77.52
094-0008-0250-00	122 ELDER STREET	1663 CASTLE HILL LN		FT WRIGHT	KY	41011	10	3000	150.00	150.00	150.00	150.00	150.00	150.00	150.00	150.00	150.00	150.00
103-0003-0010-00	122 NIXON ST	P O BOX 20163		CINCINNATI	OH	45220	10	1677	83.85	83.85	83.85	83.85	83.85	83.85	83.85	83.85	83.85	83.85
222-0018-0056-00	1236 ELLIS STREET	1757 GILSEY		CINCINNATI	OH	45205	10	1020	51.00	51.00	51.00	51.00	51.00	51.00	51.00	51.00	51.00	51.00
221-0019-0152-00	1309 KNOWLTON ST	1309 KNOWLTON ST		CINCINNATI	OH	45223	10	729	36.45	36.45	36.45	36.45	36.45	36.45	36.45	36.45	36.45	36.45
104-0003-0034-00	132 LOUIS AVE	132 LOUIS AVE		CINCINNATI	OH	45220	10	1164	58.20	58.20	58.20	58.20	58.20	58.20	58.20	58.20	58.20	58.20
043-0003-0085-00	1328 MEIER AVE	1328 MEIER		CINCINNATI	OH	45208	10	1755	87.75	87.75	87.75	87.75	87.75	87.75	87.75	87.75	87.75	87.75
234-0004-0009-00	1332 ASTER PL	1332 ASTER PL		CINCINNATI	OH	45224	10	1866	93.30	93.30	93.30	93.30	93.30	93.30	93.30	93.30	93.30	93.30
117-0006-0045-00	1413 LAIDLAW AVE	4527 HECTOR AVE		CINCINNATI	OH	45227	10	1380	69.00	69.00	69.00	69.00	69.00	69.00	69.00	69.00	69.00	69.00
221-0019-0256-00	1415 CHASE AVE	1415 CHASE AVE		CINCINNATI	OH	45223	10	600	30.00	30.00	30.00	30.00	30.00	30.00	30.00	30.00	30.00	30.00
081-0004-0091-00	1433 REPUBLIC STREET	1433 Republic		CINCINNATI	OH	45202	10	1409.4	70.47	70.47	70.47	70.47	70.47	70.47	70.47	70.47	70.47	70.47
055-0001-0005-00	1516 DIXMONT AVENUE	1752 BERKLEY AVE		CINCINNATI	OH	45237	10	1200	60.00	60.00	60.00	60.00	60.00	60.00	60.00	60.00	60.00	60.00
055-0002-0071-00	1518 MERRIMAC STREET	P O BOX 531725		CINCINNATI	OH	45253	10	1200	60.00	60.00	60.00	60.00	60.00	60.00	60.00	60.00	60.00	60.00
055-0002-0072-00	1520 MERRIMAC STREET	1520 MERRIMAC ST		CINCINNATI	OH	45207	10	1200	60.00	60.00	60.00	60.00	60.00	60.00	60.00	60.00	60.00	60.00
234-0002-0021-00	1523 GROESBECK RD	1523 GROESBECK RD		CINCINNATI	OH	45224-3011	10	774	38.70	38.70	38.70	38.70	38.70	38.70	38.70	38.70	38.70	38.70
054-0006-0100-00	1530 RUTH	1530 Ruth		Cincinnati	OH	45207	10	1047	52.35	52.35	52.35	52.35	52.35	52.35	52.35	52.35	52.35	52.35
055-0002-0084-00	1532 MERRIMAC STREET	8 PEASENHALL LN		CINCINNATI	OH	45208	10	1200	60.00	60.00	60.00	60.00	60.00	60.00	60.00	60.00	60.00	60.00
055-0001-0009-00	1534 DIXMONT AVENUE	1534 DIXMONT AVE		CINCINNATI	OH	45207	10	1200	60.00	60.00	60.00	60.00	60.00	60.00	60.00	60.00	60.00	60.00
055-0001-0036-00	1539 DIXMONT AVENUE	9208 VILLAGE GREEN DR		CINCINNATI	OH	45242	10	1200	60.00	60.00	60.00	60.00	60.00	60.00	60.00	60.00	60.00	60.00
055-0001-0012-00	1546 DIXMONT AVENUE	1546 DIXMONT AVE		CINCINNATI	OH	45207	10	1200	60.00	60.00	60.00	60.00	60.00	60.00	60.00	60.00	60.00	60.00
055-0001-0045-00	1571 DIXMONT AVENUE	922 MORRIS ST		CINCINNATI	OH	45206	10	1200	60.00	60.00	60.00	60.00	60.00	60.00	60.00	60.00	60.00	60.00
058-0005-0048-00	1611 CLAREWOOD AVENUE	1611 CLAREWOOD AVE		CINCINNATI	OH	45207	10	1200	60.00	60.00	60.00	60.00	60.00	60.00	60.00	60.00	60.00	60.00
058-0005-0041-00	1612 CLAREWOOD AVENUE	1612 CLAREWOOD AVE		CINCINNATI	OH	45207-1517	10	1200	60.00	60.00	60.00	60.00	60.00	60.00	60.00	60.00	60.00	60.00
058-0005-0019-00	1614 GRANTWOOD AVENUE	1614 GRANTWOOD AVE		CINCINNATI	OH	45207-1519	10	1200	60.00	60.00	60.00	60.00	60.00	60.00	60.00	60.00	60.00	60.00
221-0013-0016-00	1617 VANDALIA AVE	1617 Vandalia Ave.		Cincinnati	OH	45223	10	1674	83.70	83.70	83.70	83.70	83.70	83.70	83.70	83.70	83.70	83.70
058-0005-0039-00	1618 CLAREWOOD AVENUE	1618 CLAREWOOD AVE		CINCINNATI	OH	45207-1517	10	1200	60.00	60.00	60.00	60.00	60.00	60.00	60.00	60.00	60.00	60.00
094-0008-0012-00	1618 ELM ST	8322 ARBORCREST DR		CINCINNATI	OH	45236	10	1080	54.00	54.00	54.00	54.00	54.00	54.00	54.00	54.00	54.00	54.00
058-0005-0051-00	1619 CLAREWOOD AVENUE	1619 CLAREWOOD AVE		CINCINNATI	OH	45207	10	1200	60.00	60.00	60.00	60.00	60.00	60.00	60.00	60.00	60.00	60.00
058-0005-0038-00	1620 CLAREWOOD AVENUE	1620 CLAREWOOD AVE		CINCINNATI	OH	45207-1517	10	1200	60.00	60.00	60.00	60.00	60.00	60.00	60.00	60.00	60.00	60.00
058-0005-0029-00	1621 GRANTWOOD AVENUE	4041 READING RD		CINCINNATI	OH	45229	10	1200	60.00	60.00	60.00	60.00	60.00	60.00	60.00	60.00	60.00	60.00
233-0002-0013-90	1623 MARLOWE AVE	1623 Marlowe Ave		Cincinnati	OH	45224	10	600	30.00	30.00	30.00	30.00	30.00	30.00	30.00	30.00	30.00	30.00
058-0005-0060-00	1624 DAUNER AVENUE	1624 DAUNER AVE		CINCINNATI	OH	45207	10	1200	60.00	60.00	60.00	60.00	60.00	60.00	60.00	60.00	60.00	60.00
058-0005-0016-00	1624 GRANTWOOD AVENUE	11978 BLACKHAWK CIR		CINCINNATI	OH	45240	10	1200	60.00	60.00	60.00	60.00	60.00	60.00	60.00	60.00	60.00	60.00
058-0005-0103-00	1625 DAUNER AVENUE	1071 WEST GALBRAITH RD		CINCINNATI	OH	45231	10	1200	60.00	60.00	60.00	60.00	60.00	60.00	60.00	60.00	60.00	60.00
058-0005-0031-00	1627 GRANTWOOD AVENUE	1627 GRANTWOOD AVE		CINCINNATI	OH	45207	10	1200	60.00	60.00	60.00	60.00	60.00	60.00	60.00	60.00	60.00	60.00
058-0005-0059-00	1628 DAUNER AVENUE	4270 IVY POINTE BLVD	STE 225	CINCINNATI	OH	45245	10	1200	60.00	60.00	60.							

566

[illegible]

Count = 259

668

August 3, 2022

To: Mayor and Members of City Council

From: John P. Curp, Interim City Manager

202201611

Subject: Ordinance – DOTE: Ohio Public Works Commission (OPWC) Grants

Attached is an Ordinance captioned:

ESTABLISHING the following four new capital improvement program project accounts: no. 980x233x232359, “Brighton Bridge OPWC Grant,” for the purpose of providing Ohio Public Works Commission (“OPWC”) grant resources for improvements to the Brighton Approach Bridge; no. 980x233x232360, “Juergens Ave OPWC Grant,” for the purpose of providing OPWC grant resources for improvements on Juergens Avenue; no. 980x233x232361, “Glenway Ave OPWC Grant,” for the purpose of providing OPWC grant resources for improvements on Glenway Avenue; and no. 980x233x232362, “Ridge Ave OPWC Grant,” for the purpose of providing OPWC grant resources for improvements on Ridge Avenue; **AUTHORIZING** the City Manager to accept and appropriate grant resources in an amount of up to \$6,500,000 from OPWC Funding Round 36 to provide resources in the following amounts: up to \$2,800,000 for newly established capital improvement program project account no. 980x233x232359, “Brighton Bridge OPWC Grant;” up to \$900,000 for newly established capital improvement program project account no. 980x233x232360, “Juergens Ave OPWC Grant;” up to \$1,400,000 for newly established capital improvement program project account no. 980x233x232361, “Glenway Ave OPWC Grant;” and up to \$1,400,000 for newly established capital improvement program project account no. 980x233x232362, “Ridge Ave OPWC Grant,” for the purposes described herein; and further **AUTHORIZING** the City Manager to enter into any agreements necessary for the receipt and administration of these grant resources.

This Ordinance does the following:

1. Establishes four new capital improvement project accounts:
 - No. 980x233x232359, “Brighton Bridge OPWC Grant,” for the purpose of providing Ohio Public Works Commission (OPWC) grant resources for improvements to the Brighton Approach Bridge;
 - No. 980x233x232360, “Juergens Ave OPWC Grant,” for the purpose of providing OPWC grant resources for improvements on Juergens Avenue;

- No. 980x233x232361, “Glenway Ave OPWC Grant,” for the purpose of providing OPWC grant resources for improvements on Glenway Avenue; and
 - No. 980x233x232362, “Ridge Ave OPWC Grant,” for the purpose of providing OPWC grant resources for improvements on Ridge Avenue;
2. Authorizes the City Manager to accept and appropriate grant resources in an amount up to \$6,500,000 from OPWC Funding Round 36 to provide resources as follows:
- Up to \$2,800,000 for newly established capital project account no. 980x233x232359, “Brighton Bridge OPWC Grant”;
 - Up to \$900,000 for newly established capital project account no. 980x233x232360, “Juergens Ave OPWC Grant,”
 - Up to \$1,400,000 for newly established capital project account no. 980x233x232361, “Glenway Ave OPWC Grant,” and
 - Up to \$1,400,000 for newly established capital project account no. 980x233x232362, “Ridge Ave OPWC Grant”; and
3. Authorizes the City Manager to enter into any agreements necessary for the receipt and administration of these grant resources.

Council approved Ordinance No. 0402-2021 on October 8, 2021, which authorized the City Manager to apply for grant resources awarded by the OPWC. City Council authorization is required to accept the grant awards.

The OPWC grants will require local matching resources in an amount totaling \$6,900,000, which will come from Ohio-Kentucky-Indiana (“OKI”) grants, Greater Cincinnati Water Works (GCWW) – Stormwater Management Utility (SMU) sources, and existing Department of Transportation & Engineering (DOTE) capital project accounts, including nos. 980x233x222308 and 980x233x232308, “Street Rehabilitation,” and capital improvement program project account no. 980x233x232396, “Brighton Approach Bridge”. No new FTEs are associated with these grants.

The capital improvement program projects enabled by this ordinance are in accordance with the “Connect” goal to “[d]evelop a regional transportation system that promotes economic vitality” and the strategy to “[u]se the City’s transportation network to help facilitate economic development opportunities,” as described on pages 139-143 of Plan Cincinnati (2012).

The Administration recommends passage of this Ordinance.

cc: Andrew M. Dudas, Budget Director
Karen Alder, Finance Director



Attachment

ESTABLISHING the following four new capital improvement program project accounts: no. 980x233x232359, “Brighton Bridge OPWC Grant,” for the purpose of providing Ohio Public Works Commission (“OPWC”) grant resources for improvements to the Brighton Approach Bridge; no. 980x233x232360, “Juergens Ave OPWC Grant,” for the purpose of providing OPWC grant resources for improvements on Juergens Avenue; no. 980x233x232361, “Glenway Ave OPWC Grant,” for the purpose of providing OPWC grant resources for improvements on Glenway Avenue; and no. 980x233x232362, “Ridge Ave OPWC Grant,” for the purpose of providing OPWC grant resources for improvements on Ridge Avenue; **AUTHORIZING** the City Manager to accept and appropriate grant resources in an amount of up to \$6,500,000 from OPWC Funding Round 36 to provide resources in the following amounts: up to \$2,800,000 for newly established capital improvement program project account no. 980x233x232359, “Brighton Bridge OPWC Grant;” up to \$900,000 for newly established capital improvement program project account no. 980x233x232360, “Juergens Ave OPWC Grant;” up to \$1,400,000 for newly established capital improvement program project account no. 980x233x232361, “Glenway Ave OPWC Grant;” and up to \$1,400,000 for newly established capital improvement program project account no. 980x233x232362, “Ridge Ave OPWC Grant,” for the purposes described herein; and further **AUTHORIZING** the City Manager to enter into any agreements necessary for the receipt and administration of these grant resources.

WHEREAS, Council approved Ordinance No. 0402-2021 on October 8, 2021, which authorized the City Manager to apply for grant resources awarded by the Ohio Public Works Commission (“OPWC”); and

WHEREAS, OPWC awarded grant resources to the Department of Transportation and Engineering (“DOT”) for eligible costs for improvements to the Brighton Approach Bridge, Juergens Avenue, Glenway Avenue, and Ridge Avenue; and

WHEREAS, the OPWC grants will require local matching resources in an amount totaling \$6,900,000, which will come from Ohio-Kentucky-Indiana (OKI) grants, Greater Cincinnati Water Works – Stormwater Management Utility sources, and existing DOT capital improvement program project accounts, including capital improvement program project account nos. 980x233x222308 and 980x233x232308, “Street Rehabilitation,” and capital improvement program project account no. 980x233x232396, “Brighton Approach Bridge”; and

WHEREAS, there are no new FTE requirements associated with these grants; and

WHEREAS, the capital improvement projects enabled by this ordinance are in accordance with the “Connect” goal to “[d]evelop a regional transportation system that promotes economic vitality” and the strategy to “[u]se the City’s transportation network to help facilitate economic development opportunities,” as described on pages 139-143 of Plan Cincinnati (2012); now, therefore,

BE IT ORDAINED by the Council of the City of Cincinnati, State of Ohio:

Section 1. That Council hereby authorizes the establishment of the following four new capital improvement program project accounts: no. 980x233x232359, “Brighton Bridge OPWC Grant,” for the purpose of providing Ohio Public Works Commission (“OPWC”) grant resources for improvements to the Brighton Approach Bridge; no. 980x233x232360, “Juergens Ave OPWC Grant,” for the purpose of providing OPWC grant resources for improvements on Juergens Avenue; no. 980x233x232361, “Glenway Ave OPWC Grant,” for the purpose of providing OPWC grant resources for improvements on Glenway Avenue; and no. 980x233x232362, “Ridge Ave OPWC Grant,” for the purpose of providing OPWC grant resources for improvements on Ridge Avenue.

Section 2. That the City Manager is hereby authorized to accept and appropriate grant resources in an amount up to \$6,500,000 from OPWC Funding Round 36 to provide resources in an amount of up to \$2,800,000 for newly established capital improvement program project account no. 980x233x232359, “Brighton Bridge OPWC Grant”; in an amount of up to \$900,000 for newly established capital improvement program project account no. 980x233x232360, “Juergens Ave OPWC Grant”; in an amount of up to \$1,400,000 for newly established capital improvement program project account no. 980x233x232361, “Glenway Ave OPWC Grant”; and in an amount of up to \$1,400,000 for newly established capital improvement program project account no. 980x233x232362, “Ridge Ave OPWC Grant,” for the purposes described herein.

Section 3. That the City Manager is hereby authorized to enter into any agreements necessary for the receipt and administration of these grant resources.

Section 4. That the proper City officials are hereby authorized to do all things necessary and proper to carry out the terms of the grants and Sections 1 through 3 herein.

Section 5. That this ordinance shall take effect and be in force from and after the earliest period allowed by law.

Passed: _____, 2022

Aftab Pureval, Mayor

Attest: _____
Clerk

August 3, 2022

To: Mayor and Members of City Council

From: John P. Curp, Interim City Manager

202201620

Subject: Ordinance – DOTE: Safe Streets and Roads for All Grant Program Application

Attached is an Ordinance captioned:

AUTHORIZING the City Manager to apply for a grant in the amount of up to \$250,000 from the U.S. Department of Transportation's Safe Streets and Roads for All Grant Program (ALN 20.939) for the purpose of conducting a Transportation Safety Action Plan to prevent deaths and serious injuries on City of Cincinnati roadways.

This Ordinance authorizes the City Manager to apply for a grant in the amount of up to \$250,000 from the U.S. Department of Transportation (DOT)'s Safe Streets and Roads for All (SS4A) Grant Program (ALN 20.939) for the purpose of conducting a Transportation Safety Action Plan (TSAP) to prevent deaths and serious injuries on City of Cincinnati roadways.

The SS4A Grant Program is funded by the Bipartisan Infrastructure Bill and is allocating \$1 billion annually for regional, local, and Tribal initiatives from 2022 to 2026 that are aimed at the prevention of roadway deaths and serious injuries on the nation's roadways. Half of these grant resources are being allocated toward the development of TSAPs.

If the City is awarded the grant, a 20 percent local match will be required. The source of matching funds will be identified prior to accepting grant resources. No new FTEs are associated with this grant.

This grant project is in accordance with the "Connect" goal to "[d]evelop an efficient multi-modal transportation system that supports neighborhood livability" and strategy to "[p]lan, design, and implement a safe and sustainable transportation system," as described on pages 127-138 of Plan Cincinnati (2012).

The Administration recommends passage of this Ordinance.

cc: Andrew M. Dudas, Budget Director
Karen Alder, Finance Director



Attachment

AUTHORIZING the City Manager to apply for a grant in an amount of up to \$250,000 from the U.S. Department of Transportation’s Safe Streets and Roads for All Grant Program (ALN 20.939) for the purpose of conducting a Transportation Safety Action Plan to prevent deaths and serious injuries on City of Cincinnati roadways.

WHEREAS, the Safe Streets and Roads for All (“SS4A”) Grant Program (ALN 20.939) is funded by the Bipartisan Infrastructure Bill and is allocating \$1,000,000,000 annually for regional, local, and Tribal initiatives from 2022 to 2026 that are aimed at the prevention of roadway deaths and serious injuries on the nation’s roadways; and

WHEREAS, half of the grant resources are being allocated toward the development of Transportation Safety Action Plans (“TSAPs”); and

WHEREAS, the Department of Transportation and Engineering (“DOTE”) intends to apply for the SS4A grant in the amount of up to \$250,000 to conduct a TSAP aimed at the prevention of roadway deaths and serious injuries in the City of Cincinnati; and

WHEREAS, DOTE intends to apply for the grant, which may be submitted prior to Council approval, however no grant resources will be accepted without Council authorization; and

WHEREAS, if the City is awarded the grant, a 20 percent local match will be required, so the source of matching funds will need to be identified prior to accepting the grant; and

WHEREAS, there are no new FTE requirements associated with this grant; and

WHEREAS, this grant project is in accordance with the “Connect” goal to “[d]evelop an efficient multi-modal transportation system that supports neighborhood livability” and strategy to “[p]lan, design, and implement a safe and sustainable transportation system,” as described on pages 127-138 of Plan Cincinnati (2012); now, therefore,

BE IT ORDAINED by the Council of the City of Cincinnati, State of Ohio:

Section 1. That the City Manager is authorized to apply for a grant in an amount of up to \$250,000 from the U.S. Department of Transportation’s Safe Streets and Roads for All Grant Program (ALN 20.939) for the purpose of conducting a Transportation Safety Action Plan to prevent deaths and serious injuries on City of Cincinnati roadways.

Section 2. That the proper City officials are authorized to take all necessary actions to carry out the terms of Section 1 herein.

Section 3. That this ordinance shall take effect and be in force from and after the earliest period allowed by law.

Passed: _____, 2022

Aftab Pureval, Mayor

Attest: _____
Clerk

September 6, 2022

To: Members of the Budget and Finance Committee

From: Sheryl M. M. Long, City Manager

202201730

Subject: Ordinance – Police: Ohio TechCred Credential Reimbursement Program

Attached is an Ordinance captioned:

AUTHORIZING the City Manager to apply for and accept funds in an amount of up to \$6,000 from the State of Ohio Department of Development's TechCred Credential Reimbursement Program for eligible costs incurred by the Cincinnati Police Department in providing its employees with technology-focused credentials; **AUTHORIZING** the Director of Finance to deposit the reimbursed funds into General Fund revenue account 050x8571; and further **AUTHORIZING** the City Manager to appropriate an amount up to \$6,000 from the unappropriated surplus of General Fund 050 to the Cincinnati Police Department non-personnel operating budget account no. 050x227x7200.

This Ordinance authorizes the City Manager to apply for and accept funds in an amount up to \$6,000 from the State of Ohio Department of Development's TechCred Credential Reimbursement Program, for eligible costs incurred by the Cincinnati Police Department in providing its employees with technology-focused credentials. This Ordinance also authorizes the Director of Finance to deposit the reimbursed funds into General Fund revenue account 050x8571. This Ordinance further authorizes the City Manager to appropriate an amount up to \$6,000 from the unappropriated surplus of General Fund 050 to the Cincinnati Police Department non-personnel operating budget account no. 050x227x7200.

The TechCred Credential Reimbursement Program ("TechCred") has been designed to equip Ohio's workforce by reimbursing employers for costs associated with technology-focused credentials that take a year or less to complete using external training providers. Credentials must be industry-recognized, preferably technology-focused, and short-term (completed in less than 12 months, less than 30 credit hours or 900 clock hours). TechCred limits the maximum reimbursement provided by the program per credential and favors agency contribution. Therefore, the CPD is requesting total reimbursement of up to \$6,000.

The program does not add any additional FTEs. Expenses not covered under the reimbursement will be paid from Federal Asset Forfeiture – Justice Fund 367 resources. These matching resources are estimated at \$1,500.

This Ordinance is in accordance with the Live goal to "[c]reate a more livable community" as described on page 156 of Plan Cincinnati (2012).

The Administration recommends passage of this Ordinance.

cc: Andrew M. Dudas, Budget Director
Karen Alder, Finance Director

Attachment



-2022

AUTHORIZING the City Manager to apply for and accept funds in an amount of up to \$6,000 from the State of Ohio Department of Development's TechCred Credential Reimbursement Program for eligible costs incurred by the Cincinnati Police Department in providing its employees with technology-focused credentials; **AUTHORIZING** the Director of Finance to deposit the reimbursed funds into General Fund revenue account 050x8571; and further **AUTHORIZING** the City Manager to appropriate an amount of up to \$6,000 from the unappropriated surplus of General Fund 050 to the Cincinnati Police Department non-personnel operating budget account no. 050x227x7200.

WHEREAS, the TechCred Credential Reimbursement Program ("TechCred") has been designed to elevate the skills of Ohio's workforce by reimbursing employers for costs associated with employees' acquiring technology-focused, industry-recognized credentials requiring one year or less to complete using external training providers; and

WHEREAS, TechCred reimburses employers for a portion of the cost of the credential program for employees, limits the maximum reimbursement provided by the program per credential, and favors agency contribution; and

WHEREAS, the Cincinnati Police Department ("CPD") is requesting reimbursement from TechCred of up to \$6,000; and

WHEREAS, the reimbursement program requires matching funds of \$1,500 which will be provided from Federal Asset Forfeiture-Justice Fund 367; and

WHEREAS, no additional FTEs are required by the reimbursement program; and

WHEREAS, the TechCred application deadline was July 29, 2022, and CPD already submitted its application, but no funds will be accepted without Council approval; and

WHEREAS, this ordinance is in accordance with the "Live" goal to "[c]reate a more livable community" as described on page 156 of *Plan Cincinnati* (2012); now, therefore,

BE IT ORDAINED by the Council of the City of Cincinnati, State of Ohio:

Section 1. That the City Manager is hereby authorized to apply for and accept funds in an amount of up to \$6,000 from the State of Ohio Department of Development's TechCred Credential

Reimbursement Program for eligible costs incurred by the Cincinnati Police Department in providing its employees with technology-focused credentials.

Section 2. That the Director of Finance is hereby authorized to deposit the reimbursed funds into General Fund revenue account 050x8571.

Section 3. That the City Manager is hereby authorized to appropriate an amount of up to \$6,000 from the unappropriated surplus of General Fund 050 to the Cincinnati Police Department non-personnel operating budget account no. 050x227x7200.

Section 4. That the proper City officials are authorized to use and expend said reimbursement funds in accordance with Sections 1 through 3 herein.

Section 5. That this ordinance shall take effect and be in force from and after the earliest period allowed by law.

Passed: _____, 2022

Aftab Pureval, Mayor

Attest: _____
Clerk

September 6, 2022

To: Members of the Budget and Finance Committee

From: Sheryl M. M. Long, City Manager 202201731

Subject: Ordinance – DOTE: Transportation Alternatives (TA) Grant for Central Parkway Bikeway Phase 2

Attached is an Ordinance captioned:

ESTABLISHING new capital improvement program project account no. 980x232x232365, “Central Pkwy Bikeway Ph2 PID 114326 TA Grant,” for the purpose of providing resources for the construction of the second phase of the Central Parkway Bikeway; **AUTHORIZING** the City Manager to accept and appropriate a Transportation Alternatives grant (ALN 20.205) in the amount of up to \$750,000 awarded by the Ohio-Kentucky-Indiana Regional Council of Governments to the newly established capital improvement program project account no. 980x232x232365, “Central Pkwy Bikeway Ph2 PID 114326 TA Grant,” for the purpose of providing resources for the second phase of the Central Parkway Bikeway project; **AUTHORIZING** the Director of Finance to deposit the grant resources into newly established capital improvement program project account no. 980x232x232365; and further **AUTHORIZING** the City Manager to do all things necessary to cooperate with the Director of the Ohio Department of Transportation to complete the Central Parkway Bikeway project.

This Ordinance establishes new capital improvement program project account no. 980x232x232365, “Central Pkwy Bikeway Ph2 PID 114326 TA Grant.” This Ordinance also authorizes the City Manager to accept and appropriate a Transportation Alternatives (“TA”) grant in the amount of up to \$750,000 awarded by the Ohio-Kentucky-Indiana Regional Council of Governments (“OKI”) to the newly established “Central Pkwy Bikeway Ph2 PID 114326 TA Grant” capital improvement program project account for the purpose of providing resources for the second phase of the Central Parkway Bikeway. Approval of this Ordinance authorizes the Director of Finance to deposit the grant resources into the new capital improvement program project account no. 980x232x232365, “Central Pkwy Bikeway Ph2 PID 114326 TA Grant” and authorizes the City Manager to do all things necessary to cooperate with the Director of the Ohio Department of Transportation (ODOT) to complete the second phase of the Central Parkway Bikeway project.

On June 19, 2019, the City Council approved Ordinance No. 0241-2019, authorizing the City Manager to apply for the TA grant in an amount of up to \$750,000 awarded by the OKI. City Council approval is required to accept the grant award.

This grant requires local matching resources of up to \$2,739,130.57, which will be provided by existing capital improvement program project account nos. 980x233x192346, "Central Parkway Bikeway," 980x232x222358, "Central Parkway Bicycle Facility Phase 2," and 980x232x222357, "Bicycle Transportation Program." No new FTEs are required.

Constructing bicycle lanes is in accordance with the "Connect" goal to "[d]evelop an efficient multi-modal transportation system that supports neighborhood vitality" as well as the strategy to "[e]xpand options for non-automotive travel," as described on pages 129-134 of Plan Cincinnati (2012).

The Administration recommends passage of this Ordinance.

cc: Andrew M. Dudas, Budget Director
Karen Alder, Finance Director



Attachment

-2022

ESTABLISHING new capital improvement program project account no. 980x232x232365, “Central Pkwy Bikeway Ph2 PID 114326 TA Grant,” for the purpose of providing resources for the construction of the second phase of the Central Parkway Bikeway; **AUTHORIZING** the City Manager to accept and appropriate a Transportation Alternatives grant (ALN 20.205) in the amount of up to \$750,000 awarded by the Ohio-Kentucky-Indiana Regional Council of Governments to the newly established capital improvement program project account no. 980x232x232365, “Central Pkwy Bikeway Ph2 PID 114326 TA Grant,” for the purpose of providing resources for the second phase of the Central Parkway Bikeway project; **AUTHORIZING** the Director of Finance to deposit the grant resources into newly established capital improvement program project account no. 980x232x232365; and further **AUTHORIZING** the City Manager to do all things necessary to cooperate with the Director of the Ohio Department of Transportation to complete the Central Parkway Bikeway project.

WHEREAS, on June 19, 2019, City Council approved Ordinance No. 0241-2019, authorizing the City Manager to apply for the Transportation Alternatives (“TA”) grant (ALN 20.205) in an amount of up to \$750,000 awarded by the Ohio-Kentucky-Indiana Regional Council of Governments; and

WHEREAS, Council approval is necessary for acceptance of the TA grant funds; and

WHEREAS, local matching resources of up to \$2,739,130.57 are required for the grant, which will come from existing capital improvement program project account nos. 980x233x192346, “Central Parkway Bikeway,” 980x232x222358, “Central Parkway Bicycle Facility Phase 2,” and 980x232x222357, “Bicycle Transportation Program”; and

WHEREAS, no new FTEs are associated with the acceptance of this grant; and

WHEREAS, constructing bicycle lanes is in accordance with the “Connect” goal to “[d]evelop an efficient multi-modal transportation system that supports neighborhood vitality” as well as the strategy to “[e]xpand options for non-automotive travel,” as described on pages 129-134 of *Plan Cincinnati* (2012); now, therefore,

BE IT ORDAINED by the Council of the City of Cincinnati, State of Ohio:

Section 1. That Council hereby authorizes the establishment of new capital improvement program project account no. 980x232x232365, “Central Pkwy Bikeway Ph2 PID 114326 TA

Grant,” for the purpose of providing resources for the construction of the second phase of the Central Parkway Bikeway.

Section 2. That the City Manager is hereby authorized to accept and appropriate Transportation Alternatives grant resources (ALN 20.205) in the amount of up to \$750,000 awarded by the Ohio-Kentucky-Indiana Regional Council of Governments to the newly established capital improvement program project account no. 980x232x232365, “Central Pkwy Bikeway Ph2 PID 114326 TA Grant,” for the purpose of providing resources for the second phase of the Central Parkway Bikeway.

Section 3. That the Director of Finance is hereby authorized to deposit the grant resources into the newly established capital improvement program project account no. 980x232x232365, “Central Pkwy Bikeway Ph2 PID 114326 TA Grant,” for the purpose of providing resources for the second phase of the Central Parkway Bikeway.

Section 4. That the City Manager is hereby authorized to do all things necessary to cooperate with the Director of the Ohio Department of Transportation to complete the second phase of the Central Parkway Bikeway project.

Section 5. That the proper city officials are hereby authorized to do all things necessary to implement Sections 1 through 4 hereof.

Section 6. That this ordinance shall take effect and be in force from and after the earliest period allowed by law.

Passed: _____, 2022

Attest: _____
Clerk

Aftab Pureval, Mayor

September 6, 2022

To: Members of the Budget and Finance Committee

From: Sheryl M. M. Long, City Manager 202201732

Subject: **Emergency Ordinance – City Planning and Engagement: Accept and Appropriate Certified Local Government (CLG) Grant**

Attached is an Emergency Ordinance captioned:

AUTHORIZING the City Manager to accept a grant of up to \$9,500 from the FY 2022 Certified Local Government Grant Program for the purpose of reimbursing costs associated with hosting the National Alliance for Preservation Commission's Biennial Conference Forum in Cincinnati, Ohio in July 2022; **AUTHORIZING** the City Manager to appropriate the grant resources to the City Planning and Engagement General Fund non-personnel operating budget account no. 050x171x7200; and **AUTHORIZING** the Finance Director to deposit the grant resources into the Department of City Planning and Engagement General Fund revenue account no. 050x8528.

Approval of this Emergency Ordinance will authorize the City Manager to accept a grant of up to \$9,500 from the FY 2022 Certified Local Government Grant Program for the purpose of reimbursing costs associated with hosting the National Alliance for Preservation Commission's Biennial Conference Forum in Cincinnati, Ohio in July 2022. It will also authorize the City Manager to appropriate the grant resources to City Planning and Engagement General Fund non-personnel operating budget account no. 050x171x7200. Finally, this Emergency Ordinance will authorize the Finance Director to deposit the grant resources into Department of City Planning and Engagement General Fund revenue account no. 050x8528.

On March 9, 2022, the City Council approved Ordinance No. 0058-2022, which authorized the City Manager to apply for grant resources in an amount up to \$10,000 from the Certified Local Government Grant Program to be used to assist with costs associated with hosting the National Alliance for Preservation Commission's Biennial Conference Forum in Cincinnati in July 2022. The Department of City Planning and Engagement was notified of the grant award in an amount of \$9,500.

This conference is the only national conference focused on the issues facing local historic preservation boards and commissions. The City co-hosted the conference with the State Historic Preservation Office, Ohio History Connection, and the Cincinnati Preservation Association, and was leader of the local host committee. Approximately 500 people were in attendance.

No new FTEs or additional local match requirements are associated with this grant. The Department of Buildings and Inspections (B&I) provided \$10,000 in FY 2022 as a conference sponsorship, fulfilling the local match requirement.

Acceptance of this grant is in accordance with the “Sustain” strategy to “[p]reserve our built history,” as described on pages 197-198 of Plan Cincinnati (2012).

The reason for the emergency is the immediate need to accept the grant resources and pay conference invoices in a timely manner.

The Administration recommends passage of this Emergency Ordinance.

cc: Andrew M. Dudas, Budget Director
Karen Alder, Finance Director

Attachment



EMERGENCY

KKF

- 2022

AUTHORIZING the City Manager to accept a grant of up to \$9,500 from the FY 2022 Certified Local Government Grant Program for the purpose of reimbursing costs associated with hosting the National Alliance for Preservation Commission’s Biennial Conference Forum in Cincinnati, Ohio in July 2022; **AUTHORIZING** the City Manager to appropriate the grant resources to the City Planning and Engagement General Fund non-personnel operating budget account no. 050x171x7200; and **AUTHORIZING** the Finance Director to deposit the grant resources into the Department of City Planning and Engagement General Fund revenue account no. 050x8528.

WHEREAS, on March 9, 2022, Council approved Ordinance No. 0058-2022, which authorized the City Manager to apply for grant resources in an amount of up to \$10,000 from the Certified Local Grant Program, to be used to reimburse costs associated with hosting the National Alliance for Preservation Commission’s (“NAPC”) Biennial Conference Forum in Cincinnati in July 2022; and

WHEREAS, the Department of City Planning and Engagement was notified of the grant award in an amount of \$9,500; and

WHEREAS, the NAPC Biennial Conference Forum is the only national conference focused on the issues facing local historic preservation boards and commissions, and was co-hosted by the City of Cincinnati, the State Historic Preservation Office, Ohio History Connection, and Cincinnati Preservation Association, and attracted approximately 500 participants; and

WHEREAS, no new FTEs or additional local match requirements are associated with this grant because the Department of Buildings and Inspections provided \$10,000 in FY 2022 as a conference sponsorship that fulfilled the grant local match requirement; and

WHEREAS, acceptance of this grant is in accordance with the “Sustain” strategy to “[p]reserve our built history,” as described on pages 197-198 of *Plan Cincinnati* (2012); now, therefore,

BE IT ORDAINED by the Council of the City of Cincinnati, State of Ohio:

Section 1. That the City Manager is hereby authorized to accept a grant of up to \$9,500 from the FY 2022 Certified Local Government Grant Program for the purpose of reimbursing costs associated with hosting the National Alliance for Preservation Commission’s Biennial Conference Forum in Cincinnati, Ohio in July 2022.

Section 2. That the City Manager is hereby authorized to appropriate the grant resources to the City Planning and Engagement General Fund non-personnel operating budget account no. 050x171x7200.

Section 3. That the Finance Director is hereby authorized to deposit the grant resources into the Department of City Planning and Engagement General Fund revenue account no. 050x8528.

Section 4. That this ordinance shall be an emergency measure necessary for the preservation of the public peace, health, safety, and general welfare and shall, subject to the terms of Article II, Section 6 of the Charter, be effective immediately. The reason for the emergency is the immediate need to accept the grant resources and pay conference invoices in a timely manner.

Passed: _____, 2022

Aftab Pureval, Mayor

Attest: _____
Clerk

September 6, 2022

To: Members of the Budget and Finance Committee

From: Sheryl M. M. Long, City Manager 202201728

**Subject: Emergency Ordinance – Cincinnati Recreation Commission:
Ohio Child Care Stabilization Sub-Grant**

Attached is an Emergency Ordinance captioned:

AMENDING Ordinance No. 0082-2022 to increase the amount of a grant award from the Ohio Child Care Stabilization Sub-Grant through the Ohio Child Care Resource and Referral Association and the Ohio Department of Job and Family Services from \$204,000 to \$304,703; **AUTHORIZING** the City Manager to accept and appropriate a grant in an amount of up to \$304,703 from the Ohio Child Care Stabilization Sub-Grant through the Ohio Child Care Resource and Referral Association and the Ohio Department of Job and Family Services for the purpose of supporting approximately eleven Cincinnati Recreation Commission licensed neighborhood childcare programs; and **AUTHORIZING** the Finance Director to deposit the grant funds into Recreation Federal Grant Projects Fund 324.

Approval of this Emergency Ordinance will amend Ordinance No. 0082-2022 to increase the amount of the grant award from the Ohio Child Care Stabilization Sub-Grant through the Ohio Child Care Resources and Referral Association (OCCRRA) and the Ohio Department of Job and Family Services (ODJFS) from \$204,000 to \$304,704. This Emergency Ordinance also authorizes the City Manager to accept and appropriate the grant award of \$304,704 from the Ohio Child Care Stabilization Sub-Grant through the Ohio Child Care Resource and Referral Association and the Ohio Department of Job and Family Services for the purpose of supporting approximately eleven Cincinnati Recreation Commission licensed neighborhood childcare programs. Finally, this Emergency Ordinance authorizes the Finance Director to deposit the grant funds into Recreation Federal Grant Projects Fund 324.

On April 6, 2022, the City Council approved Ordinance No. 0082-2022, which authorized the City Manager to apply for grant resources in an amount up to \$204,000 from the Ohio Child Care Stabilization Sub-Grant through the Ohio Child Care Resource and Referral Association and the Ohio Department of Job and Family Services for the purpose of supporting approximately eleven of the Cincinnati Recreation Commission's (CRC) licensed neighborhood childcare programs. CRC was notified of the grant award in the increased amount of \$304,703.

The additional grant resources will increase the benefits provided by licensed neighborhood childcare programs in neighborhoods such as Bond Hill, College Hill,

Corryville, Evanston, Madisonville, Millvale, Northside, Pleasant Ridge, Walnut Hills/East Walnut Hills, West End, and Winton Hills.

There are no new FTEs or local match requirements associated with this grant.

Providing resources for neighborhood childcare programs is in accordance with the “Collaborate” strategy to “[u]nite our communities as described on pages 210-212 of Plan Cincinnati (2012).

The reason for the emergency is the immediate need to amend the amount of the grant award and accept the grant resources in a timely fashion.

The Administration recommends passage of this Emergency Ordinance.

cc: Andrew M. Dudas, Budget Director
Karen Alder, Finance Director



Attachment

EMERGENCY

KKF

- 2022

AMENDING Ordinance No. 0082-2022 to increase the amount of a grant award from the Ohio Child Care Stabilization Sub-Grant through the Ohio Child Care Resource and Referral Association and the Ohio Department of Job and Family Services from \$204,000 to \$304,703; **AUTHORIZING** the City Manager to accept and appropriate a grant in an amount of up to \$304,703 from the Ohio Child Care Stabilization Sub-Grant through the Ohio Child Care Resource and Referral Association and the Ohio Department of Job and Family Services for the purpose of supporting approximately eleven Cincinnati Recreation Commission licensed neighborhood childcare programs; and **AUTHORIZING** the Finance Director to deposit the grant funds into Recreation Federal Grant Projects Fund 324.

WHEREAS, on April 6, 2022, Council approved Ordinance No. 0082-2022, which authorized the City Manager to apply for grant resources in an amount up to \$204,000 from the Ohio Child Care Stabilization Sub-Grant through the Ohio Child Care Resource and Referral Association and the Ohio Department of Job and Family Services for the purpose of supporting approximately eleven of the Cincinnati Recreation Commission's ("CRC") licensed neighborhood childcare programs; and

WHEREAS, the Cincinnati Recreation Commission was notified of the grant award in the increased amount of \$304,703; and

WHEREAS, the increased grant funding will allow CRC to increase the benefits provided to the community through licensed neighborhood childcare programs; and

WHEREAS, there are no additional FTEs associated with this grant, and there are no matching fund requirements; and

WHEREAS, providing resources for neighborhood childcare programs is in accordance with the "Collaborate" strategy to "[u]nite our communities," as described on pages 210-212 of *Plan Cincinnati* (2012); now, therefore,

BE IT ORDAINED by the Council of the City of Cincinnati, State of Ohio:

Section 1. That Section 1 of Ordinance No. 0082-2022, approved by Council on April 6, 2022, is hereby amended as follows:

Section 1. That the City Manager is authorized to apply for grant resources in an amount up to ~~\$204,000~~ \$304,703 from the Ohio Child Care Stabilization Sub-Grant through the Ohio Child Care Resource and Referral Association and the Ohio Department of Job and

Family Services for the purpose of supporting approximately eleven of the Cincinnati Recreation Commission's licensed neighborhood childcare programs.

Section 2. That all terms of Ordinance No. 0082-2022 not amended in this ordinance remain in full force and effect.

Section 3. That the City Manager is authorized to accept and appropriate a grant of up to \$304,703 from the Ohio Child Care Stabilization Sub-Grant through the Ohio Child Care Resource and Referral Association and the Ohio Department of Job and Family Services for the purpose of supporting approximately eleven Cincinnati Recreation Commission licensed neighborhood childcare programs.

Section 4. That the Finance Director is authorized to deposit the funds into Recreation Federal Grant Projects Fund 324.

Section 5. That the proper City officials are authorized to do all things necessary and proper to carry out the terms of the grant and Sections 1 through 4 hereof.

Section 6. That this ordinance shall be an emergency measure necessary for the preservation of the public peace, health, safety, and general welfare and shall, subject to the terms of Article II, Section 6 of the Charter, be effective immediately. The reason for the emergency is the immediate need to amend the amount of the grant award and accept the grant resources in a timely fashion.

Passed: _____, 2022

Aftab Pureval, Mayor

Attest: _____
Clerk

New ordinance language underscored. Deleted ordinance language indicated by strikethrough.

September 6, 2022

To: Members of the Budget and Finance Committee

From: Sheryl M. M. Long, City Manager 202201727

Subject: Ordinance – Cincinnati Recreation Commission: Basketball Court Renovations In-Kind Donation

Attached is an Ordinance captioned:

AUTHORIZING the City Manager to accept an in-kind donation of third-party professional services from Coca-Cola Consolidated valued at up to \$60,000 for the renovation of outdoor basketball courts at the Madisonville and Hartwell Recreation Centers.

Approval of this Ordinance will authorize the City Manager to accept an in-kind donation of third-party professional services from Coca-Cola Consolidated valued at up to \$60,000 for the renovation of outdoor basketball courts at the Madisonville and Hartwell Recreation Centers.

Coca-Cola Consolidated has generously offered to donate professional services, valued at up to \$60,000, to renovate outdoor basketball courts at the Madisonville and Hartwell Recreation Centers. The services be performed by a third-party contractor, Barton Sports Construction, and will include the cleaning, repair, and resurfacing of two outdoor basketball courts.

This donation requires no matching funds. There are no new FTEs associated with the donation.

This donation is in accordance with the “Collaborate” strategy to “unite our communities,” as described on pages 210-212 of Plan Cincinnati (2012).

The Administration recommends passage of this Ordinance.

cc: Andrew M. Dudas, Budget Director
Karen Alder, Finance Director



Attachment

AUTHORIZING the City Manager to accept an in-kind donation of third-party professional services from Coca-Cola Consolidated valued at up to \$60,000 for the renovation of outdoor basketball courts at the Madisonville and Hartwell Recreation Centers.

WHEREAS, Coca-Cola Consolidated has generously offered to donate services, valued at up to \$60,000, to renovate the outdoor basketball courts at the Madisonville and Hartwell Recreation Centers; and

WHEREAS, the services will be provided by a third-party contractor, Barton Sports Construction, and will include cleaning, repair, and resurfacing of two outdoor basketball courts; and

WHEREAS, Barton Sports Construction has completed several basketball court renovation projects for Coca-Cola Consolidated; and

WHEREAS, acceptance of this donation requires no matching funds, and there are no additional FTEs associated with the donation; and

WHEREAS, this donation is in accordance with the “Collaborate” strategy to “[u]nite our communities” as described on pages 210-212 of *Plan Cincinnati* (2012); now, therefore,

BE IT ORDAINED by the Council of the City of Cincinnati, State of Ohio:

Section 1. That the City Manager is hereby authorized to accept an in-kind donation of third-party professional services from Coca-Cola Consolidated valued at up to \$60,000 for the renovation of outdoor basketball courts at the Madisonville and Hartwell Recreation Centers.

Section 2. That the proper City officials are authorized to do all things necessary and proper to carry out the terms of the donation and Section 1 hereof.

Section 5. That this ordinance shall take effect and be in force from and after the earliest period allowed by law.

Passed: _____, 2022

Aftab Pureval, Mayor

Attest: _____
Clerk

September 6, 2022

To: Members of the Budget and Finance Committee

From: Sheryl M. M. Long, City Manager 202201729

Subject: **Ordinance – DOTE: Accept Wayfinding Signage Donation from Hard Rock Casino, LLC**

Attached is an Ordinance captioned:

AUTHORIZING the City Manager to accept an in-kind donation from Hard Rock Casino, LLC (“Hard Rock Casino”) of up to twenty vehicular wayfinding sign blades (“Signage”) valued at approximately \$16,025 for the purpose of updating the City’s existing wayfinding signage in and around the downtown Cincinnati area; and **AUTHORIZING** the City Manager to execute a donation agreement with Hard Rock Casino to accept the Signage.

This Ordinance authorizes the City Manager to accept an in-kind donation from the Hard Rock Casino of up to twenty vehicular wayfinding sign blades valued at approximately \$16,025 for the purpose of updating the City’s existing wayfinding signage in and around the downtown Cincinnati area. This Ordinance also authorizes the City Manager to execute a donation agreement with the Hard Rock Casino to accept the Signage.

In 2019, the Hard Rock Casino began operating in Cincinnati. The City’s existing wayfinding signage in and around the downtown Cincinnati area still names the former operator of the casino, Jack Cincinnati Casino. Hard Rock Casino offered to donate up to twenty vehicular wayfinding sign blades to the City for the purpose of updating the City’s existing wayfinding signage in and around the downtown Cincinnati area. The City will retain control over the Signage and the public right-of-way in which the Signage is installed. The Signage will assist the general and traveling public in navigating the City.

Acceptance of the Signage includes the Hard Rock Casino’s cost for the fabrication, installation, and maintenance of the Signage. There is no local match requirement, and no new FTEs are associated with this donation.

This Ordinance is in accordance with “Connect” goal to “[d]evelop an efficient multi-modal transportation system that supports neighborhood livability” and to “[p]lan, design, and implement a safe and sustainable transportation system,” as described on pages 127-138 of Plan Cincinnati (2012).

The Administration recommends passage of this Ordinance.

cc: Andrew M. Dudas, Budget Director
Karen Alder, Finance Director



Attachment

AUTHORIZING the City Manager to accept an in-kind donation from Hard Rock Casino, LLC (“Hard Rock Casino”) of up to twenty vehicular wayfinding sign blades (“Signage”) valued at approximately \$16,025 for the purpose of updating the City’s existing wayfinding signage in and around the downtown Cincinnati area; and **AUTHORIZING** the City Manager to execute a donation agreement with Hard Rock Casino to accept the Signage.

WHEREAS, in 2019, Hard Rock Casino, LLC (“Hard Rock Casino”) began operating the casino located at 1000 Broadway Street, Cincinnati, OH 45202; and

WHEREAS, the City’s existing wayfinding signage in and around the downtown Cincinnati area still names the former operator of the casino, Jack Cincinnati Casino; and

WHEREAS, Hard Rock Casino has offered to donate up to twenty vehicular wayfinding sign blades (“Signage”) to the City for the purpose of updating the City’s existing wayfinding signage in and around the downtown Cincinnati area; and

WHEREAS, the City, at all times, shall retain control over the Signage and the public right-of-way in which the Signage is installed; and

WHEREAS, installation of the Signage will assist the general and traveling public in navigating the City; and

WHEREAS, the value of the Signage is approximately \$16,025; and

WHEREAS, acceptance of the Signage includes the Hard Rock Casino’s cost for the fabrication, installation, and maintenance of the Signage; and

WHEREAS, there is no local match required, and no FTEs are associated with this donation; and

WHEREAS, this ordinance is in accordance with the “Connect” goal to “[d]evelop an efficient multi-modal transportation system that supports neighborhood livability” and to “[p]lan, design, and implement a safe and sustainable transportation system,” as described on pages 127-138 of *Plan Cincinnati* (2012); now, therefore,

BE IT ORDAINED by the Council of the City of Cincinnati, State of Ohio:

Section 1. That the City Manager is hereby authorized to accept an in-kind donation from Hard Rock Casino, LLC (“Hard Rock Casino”) of up to twenty vehicular wayfinding sign blades

("Signage") valued at approximately \$16,025 for the purpose of updating the City's existing wayfinding signage in and around the downtown Cincinnati area.

Section 2. That the City Manager is hereby authorized to execute a donation agreement with Hard Rock Casino to accept the Signage.

Section 3. That the proper City officials are hereby authorized to do all things necessary and proper to carry out the terms of Sections 1 and 2 herein.

Section 4. That this ordinance shall take effect and be in force from and after the earliest period allowed by law.

Passed: _____, 2022

Aftab Pureval, Mayor

Attest: _____
Clerk

September 6, 2022

To: Members of the Budget and Finance Committee

From: Sheryl M. M. Long, City Manager

202201726

Subject: Emergency Ordinance – Parks: Lytle Park Improvements

Attached is an Emergency Ordinance captioned:

AUTHORIZING the transfer and appropriation of \$200,000 from the unappropriated surplus of Park Board Permanent Improvement Fund 752 to capital improvement program project account no. 980x203x182015 “Lytle Park Improvements,” for the purpose of providing resources for the restoration and improvement of Lytle Park; **AUTHORIZING** the City Manager to accept and deposit a donation in an amount of up to \$510,000 from the Cincinnati Parks Foundation, as originally donated by the Western & Southern Financial Fund, into Parks Private Endowment and Donations Fund 430; and **AUTHORIZING** the transfer and appropriation of up to \$510,000 from the unappropriated surplus of Parks Private Endowment and Donations Fund 430 to existing capital improvement program project account no. 980x203x182015 “Lytle Park Improvements,” for the purpose of providing resources for the restoration and improvement of Lytle Park.

Approval of this Emergency Ordinance will authorize the transfer and appropriation of \$200,000 from the unappropriated surplus of Park Board Permanent Improvement Fund 752 to existing capital improvement program project account no. 980x203x182015, “Lytle Park Improvements,” for the purpose of providing resources for the restoration and improvement of Lytle Park. Additionally, this Emergency Ordinance will authorize the City Manager to accept and deposit a donation in the amount of up to \$510,000 from the Cincinnati Parks Foundation, as originally donated by the Western & Southern Financial Fund, into Parks Private Endowment and Donations Fund 430. Finally, this Emergency Ordinance will also authorize the transfer and appropriation of \$510,000 from the unappropriated surplus of Parks Private Endowment and Donations Fund 430 to existing capital improvement program project account no. 980x203x182015, “Lytle Park Improvements” for the purpose of providing resources for the restoration and improvement of Lytle Park.

The Cincinnati Park Board facilitated a community engagement process to produce a design and renovation plan for Lytle Park in collaboration with the Western & Southern Financial Fund, which included new plazas, brick walkways, a decorative fountain, a running track, new landscape, lighting, and benches. The Lytle Park design and renovation plan evolved over time such that the Park Board and the Western & Southern Financial Fund entered into a new Memorandum of Understanding (MOU) to provide additional funding to complete the plan, including a new bocce ball court and relocation of a tree.

The Lytle Park Improvements project was originally delayed due to litigation but is now cleared to begin. The additional funds appropriated by this Emergency Ordinance will supplement the prior funds received for the project. No new FTEs are associated with the acceptance of this donation.

This Emergency Ordinance is in accordance with the “Sustain” goal to “preserve our natural and built environment,” as described on pages 193 of Plan Cincinnati (2012).

The reason for the emergency is the immediate need to accept this donation and transfer the funding necessary to avoid a disruption in the work restoring and improving Lytle Park.

The Administration recommends passage of this Emergency Ordinance.

cc: Andrew M. Dudas, Budget Director
Karen Alder, Finance Director

Attachment



EMERGENCY

KKF

-2022

AUTHORIZING the transfer and appropriation of \$200,000 from the unappropriated surplus of Park Board Permanent Improvement Fund 752 to capital improvement program project account no. 980x203x182015 “Lytle Park Improvements,” for the purpose of providing resources for the restoration and improvement of Lytle Park; **AUTHORIZING** the City Manager to accept and deposit a donation in an amount of up to \$510,000 from the Cincinnati Parks Foundation, as originally donated by the Western & Southern Financial Fund, into Parks Private Endowment and Donations Fund 430; and **AUTHORIZING** the transfer and appropriation of up to \$510,000 from the unappropriated surplus of Parks Private Endowment and Donations Fund 430 to existing capital improvement program project account no. 980x203x182015 “Lytle Park Improvements,” for the purpose of providing resources for the restoration and improvement of Lytle Park.

WHEREAS, the Cincinnati Park Board (“Park Board”) facilitated a community engagement process to produce a design and renovation plan (“Plan”) for Lytle Park in collaboration with the Western & Southern Financial Fund (“Fund”), which included new plazas, brick walkways, a decorative fountain, a running track, new landscape, lighting, and benches; and

WHEREAS, on December 10, 2014, Council approved Ordinance No. 0339-2014, which authorized the City Manager to accept and appropriate a payment in the amount of \$1,111,077.54 from the State of Ohio Department of Transportation to newly established capital improvement program project account no. 980x203x152015, “Lytle Park Improvements,” for the purpose of partially funding the restoration and improvement of Lytle Park following the State of Ohio’s completion of the Lytle Tunnel Rehabilitation Project that resulted in damage to the existing park; and

WHEREAS, on August 9, 2017, Council approved Ordinance No. 0226-2017, which authorized the City Manager to accept and appropriate an amount up to \$1,600,000 from the Cincinnati Parks Foundation, as originally donated by the Fund, to capital improvement program project account no. 980x203x152015, “Lytle Park Improvements,” for the purpose of partially funding the restoration and improvement of Lytle Park; and

WHEREAS, on June 20, 2018, Council approved Ordinance No. 0154-2018, which authorized the City Manager to accept and appropriate an amount up to \$50,000 from the Cincinnati Park Commissioners’ Private Endowment Funds to newly established capital improvement program project account no. 182015, “Lytle Park Improvements,” for the purpose of having necessary funding in place to allow the Park Board to move forward with appropriate contracting in order to stabilize and repair infrastructure at various locations throughout the Park System; and

WHEREAS, on April 24, 2019, Council approved Ordinance No. 0132-2019, which authorized the City Manager to accept and appropriate an amount up to \$248,390 from the Cincinnati Parks Foundation, as originally donated by the Fund, to capital improvement project account no. 980x203x152015, "Lytle Park Improvements," for the purpose of providing resources for the restoration and improvement of Lytle Park; and

WHEREAS, on March 23, 2022, Council approved Ordinance No. 0069-2022, which authorized the City Manager to accept and appropriate an amount up to \$1,083,906 from the Cincinnati Parks Foundation, as originally donated by the Fund, to existing capital improvement program project account no. 980x203x182015, "Lytle Park Improvements," for the purpose of providing resources for the restoration and improvement of Lytle Park; and

WHEREAS, the Plan has evolved over time in response to changing conditions around the park, availability of funding, and inflated construction costs, so the Park Board and the Fund entered into a new Memorandum of Understanding to provide additional funding to complete the Plan; and

WHEREAS, there are no new FTEs associated with this donation; and

WHEREAS, this ordinance is in accordance with the "Sustain" goal to "[p]reserve our natural and built environment," as described on page 193 of *Plan Cincinnati* (2012); now, therefore,

BE IT ORDAINED by the Council of the City of Cincinnati, State of Ohio:

Section 1. That the City Manager is hereby authorized to transfer and appropriate \$200,000 from the unappropriated surplus of Park Board Permanent Improvement Fund 752 to capital improvement program project account no. 980x203x182015, "Lytle Park Improvements," for the purpose of providing resources for the restoration and improvement of Lytle Park.

Section 2. That the City Manager is hereby authorized to accept and deposit a donation in an amount of up to \$510,000 from the Cincinnati Parks Foundation, as originally donated by the Western & Southern Financial Fund, into Parks Private Endowment and Donations Fund 430 for the purpose of providing resources for the restoration and improvement of Lytle Park.

Section 3. That the transfer and appropriation of the sum of \$510,000 from the unappropriated surplus of Parks Private Endowment and Donations Fund 430 to capital improvement program project account no. 980x203x182015, "Lytle Park Improvements," for the

purpose of providing resources for the restoration and improvement of Lytle Park is hereby authorized.

Section 4. That the proper City officials are authorized to do all things necessary and proper to carry out the terms of Sections 1 through 3 herein.

Section 5. That this ordinance shall be an emergency measure necessary for the preservation of the public peace, health, safety, and general welfare and shall, subject to the terms of Article II, Section 6 of the Charter, be effective immediately. The reason for the emergency is the immediate need to accept this donation and transfer the funding necessary to avoid a disruption in the work restoring and improving Lytle Park.

Passed: _____, 2022

Aftab Pureval, Mayor

Attest: _____
Clerk

September 6, 2022

To: Members of the Budget and Finance Committee

From: Sheryl M. M. Long, City Manager 202201725

**Subject: Emergency Ordinance – Cincinnati Fire Department: Moral
Obligation Payment to Johnson Doppler Lumber**

Attached is an Emergency Ordinance captioned:

AUTHORIZING the payment of \$3,834 from the Cincinnati Fire Department General Fund non-personnel operating budget account no. 050x272x4300x7332 as a moral obligation to Johnson Doppler Lumber for the one-time purchase of particle board used in fire recruit training.

Approval of this Emergency Ordinance will authorize the payment \$3,834 from the Cincinnati Fire Department non-personnel operating budget account no. 050x272x4300x7332 as a moral obligation to Johnson Doppler Lumber for the one-time purchase of particle board used in fire recruit training.

Supply chain issues hindered the Cincinnati Fire Department's ability to obtain particle board through the City's existing contract in a timely manner. The lack of available wood caused the delay of live fire burns necessary for fire recruit training. To ensure the timely completion of training for Recruit Class #119, particle board was purchased from Johnson Doppler Lumber, which is adjacent to the High Intensity Burn Building where live fire burns take place, without a contract or certification.

The reason for the emergency is the immediate need to make payment to Johnson Doppler Lumber for outstanding charges relating to the purchase of particle board by the Cincinnati Fire Department.

The Administration recommends passage of this Emergency Ordinance.

cc: Andrew M. Dudas, Budget Director
Karen Alder, Finance Director

Attachment

EMERGENCY

LES

- 2022

AUTHORIZING the payment of \$3,834 from the Cincinnati Fire Department General Fund non-personnel operating budget account no. 050x272x4300x7332 as a moral obligation to Johnson Doppler Lumber for the one-time purchase of particle board used in fire recruit training.

WHEREAS, supply chain issues hindered the Cincinnati Fire Department's ("CFD") ability to obtain particle board through the City's existing contract in a timely manner, which caused a delay in live fire burn training, a necessary part of fire recruit training; and

WHEREAS, to ensure the timely completion of training for Recruit Class #119, a one-time purchase of particle board was made by CFD from Johnson Doppler Lumber, which is adjacent to CFD's High Intensity Burn Building where the live fire burns take place; and

WHEREAS, no contract was entered into, and no funds were previously certified, for the purchase of particle board from Johnson Doppler Lumber; and

WHEREAS, sufficient funds are available in the Cincinnati Fire Department General Fund non-personnel operating budget account no. 050x272x4300x7332 to pay for the purchase of particle board from Johnson Doppler Lumber; and

WHEREAS, Council desires to provide payment to Johnson Doppler Lumber for such purchase in an amount totaling \$3,834; now, therefore,

BE IT ORDAINED by the Council of the City of Cincinnati, State of Ohio:

Section 1. That the Finance Director is hereby authorized to make a payment of \$3,834 from the Cincinnati Fire Department General Fund non-personnel operating budget account no. 050x272x4300x7332 as a moral obligation to Johnson Doppler Lumber for the one-time purchase of particle board used in fire recruit training.

Section 2. That the proper City officials are authorized to do all things necessary and proper to carry out the provisions of Section 1 hereof.

Section 3. That this ordinance shall be an emergency measure necessary for the preservation of the public peace, health, safety, and general welfare and shall, subject to the terms of Article II, Section 6 of the Charter, be effective immediately. The reason for the emergency is the immediate need to make payment to Johnson Doppler Lumber for outstanding charges relating to the purchase of particle board by the Cincinnati Fire Department.

Passed: _____, 2022

Aftab Pureval, Mayor

Attest: _____
Clerk

September 6, 2022

To: Members of the Budget and Finance Committee
From: Sheryl M. M. Long, City Manager 202201733
Subject: **Emergency Ordinance – Police: Moral Obligation Payment to Various Vendors**

Attached is an Emergency Ordinance captioned:

AUTHORIZING a payment of \$5,000 to Flamingo Air Inc. from the Cincinnati Police Department (“CPD”) General Fund non-personnel operating budget account no. 050x225x2400x7215 as a moral obligation for a drone repair and maintenance course provided in June 2022; **AUTHORIZING** a payment of \$5,750 to Frederick Polygraph LLC from CPD Federal Asset Forfeiture – Justice Fund non-personnel operating budget account no. 367x225x2250x7215 as a moral obligation for basic polygraph training provided in June 2022; **AUTHORIZING** a payment of \$16,666.68 to Dataminr Inc. from CPD Law Enforcement Grant Fund non-personnel operating budget account no. 368x225x2433x7289x20SHSP as a moral obligation for software as a service solution provided from March 2022 to June 2022; **AUTHORIZING** a payment of \$25,672.25 to Anago Janitorial from the CPD General Fund non-personnel operating budget account no. 050x222x1200x7271 as a moral obligation for janitorial services provided in June 2022; and **AUTHORIZING** a payment of \$17,545 to Forevergreen Lawncare as a moral obligation for grounds maintenance services provided at various CPD locations, to be drawn from the following General Fund non-personnel operating budget accounts: \$2,055 from account no. 050x222x1300x7278, \$2,585 from account no. 050x222x1400x7278, \$1,725 from account no. 050x226x3482x7278, \$2,625 from account no. 050x227x4700x7278, \$790 from account no. 050x222x1791x7278, \$985 from account no. 050x226x3300x7278, \$3,825 from account no. 050x226x3320x7278, \$2,220 from account no. 050x222x1760x7278, and \$735 from account no. 050x225x2200x7278.

This Emergency Ordinance authorizes the Finance Director to make a payment of \$5,000 to Flamingo Air Inc. from the Cincinnati Police Department (“CPD”) General Fund non-personnel operating budget account no. 050x225x2400x7215 as a moral obligation for a drone repair and maintenance course provided in June 2022. This Emergency Ordinance also authorizes a payment of \$5,750 to Frederick Polygraph LLC from CPD Federal Asset Forfeiture – Justice Fund non-personnel operating budget account no. 367x225x2250x7215 as a moral obligation for basic polygraph training provided in June 2022. This Emergency Ordinance authorizes a payment of \$16,666.68 to Dataminr Inc. from CPD Law Enforcement Grant Fund non-personnel

operating budget account no. 368x225x2433x7289x20SHSP as a moral obligation for software as a service solution provided from March 2022 to June 2022. This Emergency Ordinance further authorizes a payment of \$25,672.25 to Anago Janitorial from the CPD General Fund non-personnel operating budget account no. 050x222x1200x7271 as a moral obligation for janitorial services provided in June 2022. Finally, this Emergency Ordinance authorizes a payment of \$17,545 to Forevergreen Lawncare as a moral obligation for grounds maintenance services provided at various CPD locations, to be drawn from the following General Fund non-personnel operating budget accounts: \$2,055 from account no. 050x222x1300x7278, \$2,585 from account no. 050x222x1400x7278, \$1,725 from account no. 050x226x3482x7278, \$2,625 from account no. 050x227x4700x7278, \$790 from account no. 050x222x1791x7278, \$985 from account no. 050x226x3300x7278, \$3,825 from account no. 050x226x3320x7278, \$2,220 from account no. 050x222x1760x7278, and \$735 from account no. 050x225x2200x7278.

The Cincinnati Police Department entered into contracts with Flamingo Air Inc., Frederick Polygraph LLC, Dataminr Inc., Anago Janitorial, and Forevergreen Lawncare for services that were rendered near the end of Fiscal Year 2022. At the end of the Fiscal Year 2022 the Police Department's Finance Management Section Division Manager and the Supervising Accountant both retired and two additional CPD employees transferred to other City agencies. Due to these vacancies and other unforeseen staffing issues, funds for these services were not certified before the end of the FY 2022, and moral obligations are now needed to process these payments.

The Cincinnati Police Department is committed to training new staff to ensure that funds are certified in a timely fashion and that these deadlines are not missed in the future.

The reason for the emergency is the immediate need to make payment to the Vendors for outstanding charges for services provided in Fiscal Year 2022.

The Administration recommends passage of this Emergency Ordinance.

cc: Andrew M. Dudas, Budget Director
Karen Alder, Finance Director

Attachment

EMERGENCY

IMD

- 2022

AUTHORIZING a payment of \$5,000 to Flamingo Air Inc. from the Cincinnati Police Department (“CPD”) General Fund non-personnel operating budget account no. 050x225x2400x7215 as a moral obligation for a drone repair and maintenance course provided in June 2022; **AUTHORIZING** a payment of \$5,750 to Frederick Polygraph LLC from CPD Federal Asset Forfeiture – Justice Fund non-personnel operating budget account no. 367x225x2250x7215 as a moral obligation for basic polygraph training provided in June 2022; **AUTHORIZING** a payment of \$16,666.68 to Dataminr Inc. from CPD Law Enforcement Grant Fund non-personnel operating budget account no. 368x225x2433x7289x20SHSP as a moral obligation for software as a service solution provided from March 2022 to June 2022; **AUTHORIZING** a payment of \$25,672.25 to Anago Janitorial from the CPD General Fund non-personnel operating budget account no. 050x222x1200x7271 as a moral obligation for janitorial services provided in June 2022; and **AUTHORIZING** a payment of \$17,545 to Forevergreen Lawncare as a moral obligation for grounds maintenance services provided at various CPD locations, to be drawn from the following General Fund non-personnel operating budget accounts: \$2,055 from account no. 050x222x1300x7278, \$2,585 from account no. 050x222x1400x7278, \$1,725 from account no. 050x226x3482x7278, \$2,625 from account no. 050x227x4700x7278, \$790 from account no. 050x222x1791x7278, \$985 from account no. 050x226x3300x7278, \$3,825 from account no. 050x226x3320x7278, \$2,220 from account no. 050x222x1760x7278, and \$735 from account no. 050x225x2200x7278.

WHEREAS, the Cincinnati Police Department (“CPD”) entered into contracts with Flamingo Air Inc., Frederick Polygraph LLC, Dataminr Inc., Anago Janitorial, and Forevergreen Lawncare (collectively, the “Vendors”) for services that were rendered near the end of Fiscal Year 2022 (“FY22”); and

WHEREAS, near the end of FY22, CPD’s Finance Management Section Division Manager and the Supervising Accountant both retired, and two additional CPD employees transferred to other City agencies; and

WHEREAS, due to these vacancies and other unforeseen staffing shortages at CPD, funds for the Vendors’ services were not timely certified before the end of FY22, and moral obligations are needed to process payments to the Vendors for services rendered prior to the certification of the funds; and

WHEREAS, CPD has committed to training new staff to ensure that funds are timely certified and that these deadlines are not missed in the future; and

WHEREAS, sufficient funds are available in account no. 050x225x2400x7215, account no. 367x225x2250x7215, account no. 368x225x2433x7289x20SHSP, account no. 050x222x1200x7271, account no. 050x222x1300x7278, account no. 050x222x1400x7278, account no. 050x226x3482x7278, account no. 050x227x4700x7278, account no. 050x222x1791x7278, account no. 050x226x3300x7278, account no. 050x226x3320x7278, account no. 050x222x1760x7278, and account no. 050x225x2200x7278 to pay for the services provided by the Vendors in FY22; and

WHEREAS, Council desires to provide payment to the Vendors for such services in an amount totaling \$70,633.93; now, therefore,

BE IT ORDAINED by the Council of the City of Cincinnati, State of Ohio:

Section 1. That the Finance Director is hereby authorized to make a payment of \$5,000 to Flamingo Air Inc. from CPD General Fund non-personnel operating budget account no. 050x225x2400x7215 as a moral obligation for a drone repair and maintenance course provided in June 2022.

Section 2. That the Finance Director is hereby authorized to make a payment of \$5,750 to Frederick Polygraph LLC from CPD Federal Asset Forfeiture – Justice Fund non-personnel operating budget account no. 367x225x2250x7215 as a moral obligation for basic polygraph training provided in June 2022.

Section 3. That the Finance Director is hereby authorized to make a payment of \$16,666.68 to Dataminr Inc. from CPD Law Enforcement Grant Fund non-personnel operating budget account no. 368x225x2433x7289x20SHSP as a moral obligation for software as a service solution provided from March 2022 to June 2022.

Section 4. That the Finance Director is hereby authorized to make a payment of \$25,672.25 to Anago Janitorial from the CPD General Fund non-personnel operating budget account no. 050x222x1200x7271 as a moral obligation for janitorial services provided in June 2022.

Section 5. That the Finance Director is hereby authorized to make a payment of \$17,545 to Forevergreen Lawncare as a moral obligation for grounds maintenance services provided at

various CPD locations, to be drawn from the following General Fund non-personnel operating budget accounts: \$2,055 from account no. 050x222x1300x7278, \$2,585 from account no. 050x222x1400x7278, \$1,725 from account no. 050x226x3482x7278, \$2,625 from account no. 050x227x4700x7278, \$790 from account no. 050x222x1791x7278, \$985 from account no. 050x226x3300x7278, \$3,825 from account no. 050x226x3320x7278, \$2,220 from account no. 050x222x1760x7278, and \$735 from account no. 050x225x2200x7278.

Section 6. That the proper City officials are authorized to do all things necessary and proper to carry out the provisions of Sections 1 through 5 hereof.

Section 7. That this ordinance shall be an emergency measure necessary for the preservation of the public peace, health, safety, and general welfare and shall, subject to the terms of Article II, Section 6 of the Charter, be effective immediately. The reason for the emergency is the immediate need to make payment to the Vendors for outstanding charges for services provided in Fiscal Year 2022.

Passed: _____, 2022

Aftab Pureval, Mayor

Attest: _____
Clerk

September 6, 2022

To: Members of the Budget and Finance Committee

From: Sheryl M. M. Long, City Manager 202201734

Subject: **Emergency Ordinance – Office of Human Relations: Cincinnati USA Regional Chamber Moral Obligation**

Attached is an Emergency Ordinance captioned:

AUTHORIZING the payment of \$9,870 from the City Manager's Office of Human Relations Fund non-personnel operating budget account no. 435x101x7000x7289 as a moral obligation of the City of Cincinnati to the Cincinnati USA Regional Chamber for services provided to the City for the Black Is Excellence Project in 2022.

This Emergency Ordinance authorizes the payment of \$9,870 from the City Manager's Office Human Relations Fund non-personnel operating budget account no. 435x101x7000x7289 as a moral obligation of the City of Cincinnati to the Cincinnati USA Regional Chamber for services provided to the City for the Black Is Excellence Project in 2022.

Ordinance No. 0364-2021 authorized the City Manager and employees of the Office of Human Relations to solicit and accept donations of money, in-kind contributions, and other things of value from the Cincinnati business community, individual benefactors, and other available sources for the purpose of completing the Black Is Excellence Project. This project included displaying banners on street poles and purchasing billboard space in Downtown Cincinnati for the purpose of bringing recognition to Black History Month in 2022.

The Cincinnati USA Regional Chamber provided services to the City of Cincinnati for the Black Is Excellence Project in the amount of \$9,870 in 2022. Resources to pay the Cincinnati USA Chamber were not encumbered in a timely manner, necessitating a moral obligation payment. Sufficient resources are available from the City Manager's Office Human Relations Fund non-personnel operating budget account no. 435x101x7000x7289 to provide payment.

The reason for the emergency is the immediate need to pay the Cincinnati USA Regional Chamber for services provided to the City for the Black Is Excellence Project in 2022.

The Administration recommends passage of this Emergency Ordinance.

cc: Andrew M. Dudas, Budget Director
Karen Alder, Finance Director

Attachment

EMERGENCY

CFG

- 2022

AUTHORIZING the payment of \$9,870 from the City Manager's Office of Human Relations Fund non-personnel operating budget account no. 435x101x7000x7289 as a moral obligation of the City of Cincinnati to the Cincinnati USA Regional Chamber for services provided to the City for the Black Is Excellence Project in 2022.

WHEREAS, Ordinance No. 0364-2021 authorized the City Manager and employees of the Office of Human Relations to solicit and accept donations of money, in-kind contributions, and other things of value from the Cincinnati business community, individual benefactors, and other available sources for the purpose of completing the Black Is Excellence Project; and

WHEREAS, the Black Is Excellence Project included displaying banners on street poles and purchasing billboard space in downtown Cincinnati for the purpose of bringing recognition to Black History Month in February 2022; and

WHEREAS, the Cincinnati USA Regional Chamber provided services to the City of Cincinnati for the Black Is Excellence Project in the amount of \$9,870 in 2022; and

WHEREAS, resources to pay the Cincinnati USA Regional Chamber for services related to the Black Is Excellence Project were not encumbered in a timely manner; and

WHEREAS, sufficient resources are available from the City Manager's Office of Human Relations Fund non-personnel operating budget account no. 435x101x7000x7289 to provide payment; and

WHEREAS, Council desires to provide payment for such services in the amount of \$9,870; now, therefore,

BE IT ORDAINED by the Council of the City of Cincinnati, State of Ohio:

Section 1. That the Finance Director is authorized to make a payment of \$9,870 from the City Manager's Office of Human Relations Fund non-personnel operating budget account no. 435x101x7000x7289 as a moral obligation of the City of Cincinnati to the Cincinnati USA Regional Chamber for services provided to the City for the Black Is Excellence Project in 2022.

Section 2. That the proper City officials are authorized to do all things necessary and proper to carry out the provisions of Section 1 hereof.

Section 3. That this ordinance shall be an emergency measure necessary for the preservation of the public peace, health, safety, and general welfare and shall, subject to the terms of Article II, Section 6 of the Charter, be effective immediately. The reason for the emergency is the immediate need to pay the Cincinnati USA Regional Chamber for services provided to the City for the Black Is Excellence Project in 2022.

Passed: _____, 2022

Aftab Pureval, Mayor

Attest: _____
Clerk

Date: September 1, 2022

To: Councilmember Jeff Cramerding
From: Emily Smart Woerner, Interim City Solicitor *EESW* 202201720
Subject: **Emergency Ordinance – CM Cramerding: FY 2022 Office Budget
Reappropriation to the Law Department**

Transmitted herewith is an emergency ordinance captioned as follows:

AUTHORIZING the transfer and appropriation of the sum of \$4,950 from the unappropriated surplus of General Fund 050 to the Law Department's General Fund non-personnel operating budget account no. 050x111x7200 for the purpose of providing one-time resources for continuing legal education for Law Department personnel.

EESW/CFG(lb)
Attachment
368685

EMERGENCY

City of Cincinnati

CFG

EESW

An Ordinance No. _____

-2022

AUTHORIZING the transfer and appropriation of the sum of \$4,950 from the unappropriated surplus of General Fund 050 to the Law Department's General Fund non-personnel operating budget account no. 050x111x7200 for the purpose of providing one-time resources for continuing legal education for Law Department personnel.

WHEREAS, \$4,950 was included in the Approved FY 2022 Budget for Councilmember Jeff Cramerding's office, which was returned to the unappropriated surplus of the General Fund at the end of fiscal year 2022; and

WHEREAS, Council wishes to provide one-time resources in the amount of \$4,950 for continuing legal education for Law Department personnel in fiscal year 2023; now, therefore,

BE IT ORDAINED by the Council of the City of Cincinnati, State of Ohio:

Section 1. That the sum of \$4,950 is hereby transferred and appropriated from the unappropriated surplus of General Fund 050 to the Law Department's General Fund non-personnel operating budget account no. 050x111x7200 for the purpose of providing one-time resources for continuing legal education for Law Department personnel.

Section 2. That the proper City officials are hereby authorized to do all things necessary and proper to carry out the terms of Section 1 hereof.

Section 3. That this ordinance shall be an emergency measure necessary for the preservation of the public peace, health, safety, and general welfare and shall, subject to the terms

of Article II, Section 6 of the Charter, be effective immediately. The reason for the emergency is the immediate need to make these resources available in fiscal year 2023.

Passed: _____, 2022

Aftab Pureval, Mayor

Attest: _____
Clerk



202201697

Meeka D. Owens
Cincinnati City Council

August 18, 2022

MOTION

We hereby move that the start of Cincinnati City Council's Climate, Environment and Infrastructure Committee be moved from 11:00 AM to 10:00 AM.

Councilmember Meeka D. Owens

City of Cincinnati



801 Plum Street, Suite 346B
Cincinnati, Ohio 45202

Phone (513) 352-3640
Email jeff.cramerding@cincinnati-oh.gov
Web www.cincinnati-oh.gov

2022-01-18

Jeff Cramerding
Councilmember

August 9, 2022

MOTION

WE MOVE that Councilmember Jeff Cramerding be appointed to the Public Safety & Governance Committee.

Jeff Cramerding

Mason Jeffery

202201724

Date: September 2, 2022

To: Mayor Aftab Pureval, Councilmembers Mark Jeffreys and Jeff Cramerding
From: Emily Smart Woerner, Interim City Solicitor *EESW*
Subject: **Emergency Ordinance – Charter Amendment Article III, Section 2 Timing of Assignment of Legislative Matters**

Transmitted herewith is an emergency ordinance captioned as follows:

TO SUBMIT to the electors of the City of Cincinnati, an amendment to the Charter of the City of Cincinnati providing a time within which the Mayor must assign legislative matters to the appropriate committee of the Council of the City of Cincinnati for consideration, allowing the Clerk of Council to assign legislative matters to the appropriate committee if they are not assigned by the Mayor within that time, providing a time within which Council committee chairs must place assigned ordinances on their committee agendas, providing a time within which the Mayor must place a legislative matter approved by a committee on the Council agenda for passage, and providing that motions and non-legislative resolutions on the council calendar may be immediately considered by Council if (1) the Mayor places the motion or non-legislative resolution on the council calendar for immediate consideration or (2) upon the affirmative vote of two-thirds of the members of Council.

EESW/CMZ(lnk)
Attachment
369608

EMERGENCY

City of Cincinnati

CMZ 

An Ordinance No. _____ - 2022

TO SUBMIT to the electors of the City of Cincinnati an amendment to the Charter of the City of Cincinnati providing a time within which the Mayor must assign legislative matters to the appropriate committee of the Council of the City of Cincinnati for consideration, allowing the Clerk of Council to assign legislative matters to the appropriate committee if they are not assigned by the Mayor within that time, providing a time within which Council committee chairs must place assigned ordinances on their committee agendas, providing a time within which the Mayor must place a legislative matter approved by a committee on the Council agenda for passage, and providing that motions and non-legislative resolutions on the council calendar may be immediately considered by Council if (1) the Mayor places the motion or non-legislative resolution on the council calendar for immediate consideration or (2) upon the affirmative vote of two-thirds of the members of Council.

WHEREAS, the members of Council desire to allow the electors of the City of Cincinnati to decide whether to amend the Charter of Cincinnati to provide a time within which the Mayor must refer legislative matters to the appropriate committee of the Council of the City of Cincinnati and place ordinances approved by a Council committee on the Council agenda and within which Council committee chairs must place assigned ordinances on their committee agendas, and to clarify when motions and non-legislative resolutions may be immediately considered by Council; and

WHEREAS, in the interest of efficient conduct of government business, Council proposes that the Charter be modified to enable the legislative sponsor to require timely referral and consideration of legislation at each stage of the legislative process; now, therefore,

BE IT ORDAINED by the Council of the City of Cincinnati, State of Ohio, two-thirds of the members elected thereto concurring:

Section 1. That there shall be submitted to the vote of the qualified electors of the City of Cincinnati for their approval or disapproval at the general election to be held November 8, 2022, an amendment to the Charter of the City of Cincinnati, amending Article III, Section 2 thereof to read as follows:

Article III. MAYOR

Section 2.

The mayor shall preside over all meetings of the council but shall not have a vote on the council. The mayor may call a special meeting of the council. The mayor shall exercise the veto power as provided in Article II. The mayor shall appoint and may remove the vice-mayor and the chair of all committees of the council without the advice and consent of the council. The mayor shall assign all legislative matters to the appropriate committee for consideration except if a legislative matter is not assigned by the mayor by the fourth regularly scheduled meeting of council following the date the legislative matter was submitted to the clerk of council, then the clerk of council shall assign the legislative matter to an appropriate committee for placement on the agenda at the committee's next regularly scheduled meeting. Motions and non-legislative resolutions may be assigned by the mayor to the appropriate committee for consideration or motions and non-legislative resolutions may be immediately considered by the council if (1) the mayor places the motion or non-legislative resolution on the council calendar for immediate consideration or (2) upon the vote of two-thirds of the members of council in favor of immediate consideration of the motion or non-legislative resolution. The mayor may propose and introduce legislation for council consideration.

Each legislative matter assigned to a committee shall be placed by the committee chair on the agenda no later than the fourth regularly scheduled committee meeting after referral unless a legislative sponsor of the ordinance grants an extension of time to the clerk of council in writing. If a committee votes to recommend passage of a legislative matter, the mayor shall place it on the council calendar for passage no later than the fourth regularly scheduled council meeting after committee approval, unless a legislative sponsor grants an extension of time to the clerk of council in writing. For purposes of this paragraph, "legislative sponsor" means a member of council, the city manager, or the mayor, who introduced and submitted the legislative matter to the clerk of council.

The mayor shall be recognized as the official head and representative of the city for all purposes, except as provided otherwise in this charter.

The mayor shall appoint the city manager upon an affirmative vote of five members of the council following the mayor's recommendation for appointment. Prior to the vote, the mayor shall seek the advice of council, to include the opportunity for council to interview the candidates considered by the mayor. Should the council not approve the recommendation of the mayor, the mayor may submit another recommendation or institute a new search. The mayor, with the advice of council, shall have the authority to initiate and recommend to the council the removal of the city manager, provided that such removal shall require an affirmative vote of five members of the council. A temporary appointment to the position of city manager that may be required by reason of a vacancy in the office shall be submitted by the mayor to the council for its approval prior to the appointment.

The mayor shall deliver an annual address to the council and citizens of the city reporting on the state of the city and making recommendations for the establishment and achievement of future city goals.

The mayor shall transmit to the council the annual budget estimate prepared by the city manager. The transmittal shall occur within 15 days after receipt from the city manager and may include a letter commenting on the proposed budget.

The mayor shall perform such other duties as may be prescribed by this charter or as may be imposed by council, consistent with the office. The mayor shall be recognized as the official head of the city for all ceremonial purposes, by the courts for the purpose of serving civil process, and by the governor for military purposes.

In time of public danger or emergency, the mayor may, with the consent of the council, take command of the police, maintain order and enforce the law.

The mayor shall appoint his or her assistants in the unclassified service and shall fix their salaries. Such assistants shall serve at the pleasure of the mayor and shall constitute the mayoral service. All other appointments to be made by the mayor shall be made with the advice and consent of the council except as otherwise provided in this charter.

Section 2. That the form of the submission of the proposed amendment to the electors shall be substantially as follows:

CHARTER AMENDMENT	
A majority vote is necessary for passage.	
YES	Shall the Charter of the City of Cincinnati be amended to provide that the Mayor is required to assign a legislative matter to the appropriate committee by the fourth regularly scheduled meeting of council following the date the legislative matter was submitted to the clerk of council; that if the Mayor does not assign a legislative matter within that time, the Clerk of Council shall assign it to the appropriate committee; that each legislative matter assigned to a committee shall

NO	<p>be placed by the committee chair on the agenda no later than the fourth regularly scheduled committee meeting after referral unless the legislative sponsor of the ordinance grants an extension of time to the clerk of council in writing; that upon approval of a legislative matter by a committee, the Mayor shall be required to place such legislation on the Council agenda for passage by no later than the fourth regular meeting following such committee approval; and that motions and non-legislative resolutions may be assigned by the Mayor to the appropriate committee or may be immediately considered by council if (1) the Mayor places the motion or non-legislative resolution on the Council calendar for immediate consideration or (2) upon the vote of two-thirds of the members of Council in favor of immediate consideration of the motion or non-legislative resolution, by amending Article III, Section 2 of the Cincinnati Charter?</p>
----	---

Section 3. That the Clerk of Council shall give notice of the proposed Charter Amendment in the manner provided by Sections 8 and 9 of Article XVIII of the Ohio Constitution and Section 731.211 (B) of the Ohio Revised Code.

Section 4. That the Clerk of Council is directed to certify and transmit to the Board of Elections of Hamilton County, Ohio, a copy of this ordinance and direct the said Board to submit the proposed Charter amendment to the electors of the City of Cincinnati as provided by law.

Section 5. That the Board of Elections of Hamilton County, Ohio, shall certify to the Council the result of the vote upon said amendment, and if said amendment is approved by a majority of the electors voting thereon, amended Article III, Section 2 shall become a part of the

Charter of the City of Cincinnati in place of such existing provisions thereof, which shall be repealed.

Section 6. That this ordinance shall be an emergency measure necessary for the preservation of the public peace, health, safety, and general welfare and shall, subject to the terms of Article II, Section 6 of the Charter, go into effect forthwith. The reason for the emergency is the immediate necessity to authorize the Clerk of Council to certify and transmit this ordinance to the Board of Elections at least sixty days prior to the November 8, 2022 general election.

Passed _____, 2022

Aftab Pureval, Mayor

Attest: _____
Clerk

Date: September 8, 2022

To: Councilmember Liz Keating

From: Emily Smart Woerner, Interim City Solicitor *EESW*

Subject: **Emergency Ordinance – Charter Amendment Article III, Section 2 Timing of Assignment of Legislative Matters (B VERSION)**

Transmitted herewith is an emergency ordinance captioned as follows:

TO SUBMIT to the electors of the City of Cincinnati an amendment to the Charter of the City of Cincinnati providing a time within which the Mayor must assign legislative matters to the appropriate committee of the Council of the City of Cincinnati for consideration, allowing the Clerk of Council to assign legislative matters to the appropriate committee if they are not assigned by the Mayor within that time, providing a time within which Council committee chairs must place assigned ordinances on their committee agendas, providing a time within which the Mayor must place a legislative matter approved by a committee on the Council calendar for passage, and providing that motions and non-legislative resolutions on the Council calendar may be immediately considered by Council if (1) the Mayor places the motion or non-legislative resolution on the council calendar for immediate consideration or (2) upon the affirmative vote of two-thirds of the members of Council.

EESW/CMZ(lb)
Attachment
369608

EMERGENCY

City of Cincinnati

CMZ/B

EESW

An Ordinance No. _____

- 2022

TO SUBMIT to the electors of the City of Cincinnati an amendment to the Charter of the City of Cincinnati providing a time within which the Mayor must assign legislative matters to the appropriate committee of the Council of the City of Cincinnati for consideration, allowing the Clerk of Council to assign legislative matters to the appropriate committee if they are not assigned by the Mayor within that time, providing a time within which Council committee chairs must place assigned ordinances on their committee agendas, providing a time within which the Mayor must place a legislative matter approved by a committee on the Council calendar for passage, and providing that motions and non-legislative resolutions on the Council calendar may be immediately considered by Council if (1) the Mayor places the motion or non-legislative resolution on the council calendar for immediate consideration or (2) upon the affirmative vote of two-thirds of the members of Council.

WHEREAS, the members of Council desire to allow the electors of the City of Cincinnati to decide whether to amend the Charter of Cincinnati to provide a time within which the Mayor must refer legislative matters to the appropriate committee of the Council of the City of Cincinnati and place legislative matters approved by a Council committee on the Council calendar and within which Council committee chairs must place assigned legislative matters on their committee agendas, and to clarify when motions and non-legislative resolutions may be immediately considered by Council; and

WHEREAS, in the interest of efficient conduct of government business, Council proposes that the Charter be modified to enable the legislative sponsor to require timely referral and consideration of legislation at each stage of the legislative process; now, therefore,

BE IT ORDAINED by the Council of the City of Cincinnati, State of Ohio, two-thirds of the members elected thereto concurring:

Section 1. That there shall be submitted to the vote of the qualified electors of the City of Cincinnati for their approval or disapproval at the general election to be held November 8, 2022, an amendment to the Charter of the City of Cincinnati, amending Article III, Section 2 thereof to read as follows:

Article III. MAYOR

Section 2.

The mayor shall preside over all meetings of the council but shall not have a vote on the council. The mayor may call a special meeting of the council. The mayor shall exercise the veto power as provided in Article II. The mayor shall appoint and may remove the vice-mayor and the chair of all committees of the council without the advice and consent of the council. The mayor shall assign all legislative matters to the appropriate committee for consideration except if a legislative matter is not assigned by the mayor by the second regularly scheduled meeting of council following the date the legislative matter was submitted to the clerk of council, then the clerk of council shall assign the legislative matter to an appropriate committee for placement on the agenda at the committee's next regularly scheduled meeting. Motions and non-legislative resolutions may be assigned by the mayor to the appropriate committee for consideration or motions and non-legislative resolutions may be immediately considered by the council if (1) the mayor places the motion or non-legislative resolution on the council calendar for immediate consideration or (2) upon the vote of two-thirds of the members of council in favor of immediate consideration of the motion or non-legislative resolution. The mayor may propose and introduce legislation for council consideration.

Each legislative matter assigned to a committee shall be placed by the committee chair on the agenda no later than the second regularly scheduled committee meeting after referral unless a legislative sponsor of the ordinance grants an extension of time to the clerk of council in writing. If a committee votes to recommend passage of a legislative matter, the mayor shall place it on the council calendar for passage no later than the second regularly scheduled council meeting after committee approval, unless a legislative sponsor grants an extension of time to the clerk of council in writing. For purposes of this paragraph, "legislative sponsor" means a member of council, the city manager, or the mayor, who introduced and submitted the legislative matter to the clerk of council.

The mayor shall be recognized as the official head and representative of the city for all purposes, except as provided otherwise in this charter.

The mayor shall appoint the city manager upon an affirmative vote of five members of the council following the mayor's recommendation for appointment. Prior to the vote, the mayor shall seek the advice of council, to include the opportunity for council to interview the candidates considered by the mayor. Should the council not approve the recommendation of the mayor, the mayor may submit another recommendation or institute a new search. The mayor, with the advice of council, shall have the authority to initiate and recommend to the council the removal of the city manager, provided that such removal shall require an affirmative vote of five members of the council. A temporary appointment to the position of city manager that may be required by reason of a vacancy in the office shall be submitted by the mayor to the council for its approval prior to the appointment.

The mayor shall deliver an annual address to the council and citizens of the city reporting on the state of the city and making recommendations for the establishment and achievement of future city goals.

The mayor shall transmit to the council the annual budget estimate prepared by the city manager. The transmittal shall occur within 15 days after receipt from the city manager and may include a letter commenting on the proposed budget.

The mayor shall perform such other duties as may be prescribed by this charter or as may be imposed by council, consistent with the office. The mayor shall be recognized as the official head of the city for all ceremonial purposes, by the courts for the purpose of serving civil process, and by the governor for military purposes.

In time of public danger or emergency, the mayor may, with the consent of the council, take command of the police, maintain order and enforce the law.

The mayor shall appoint his or her assistants in the unclassified service and shall fix their salaries. Such assistants shall serve at the pleasure of the mayor and shall constitute the mayoral service. All other appointments to be made by the mayor shall be made with the advice and consent of the council except as otherwise provided in this charter.

Section 2. That the form of the submission of the proposed amendment to the electors shall be substantially as follows:

CHARTER AMENDMENT	
A majority vote is necessary for passage.	
YES	Shall the Charter of the City of Cincinnati be amended to provide that the Mayor is required to assign a legislative matter to the appropriate committee by the second regularly scheduled meeting of council following the date the legislative matter was submitted to the clerk of council; that if the Mayor does not assign a legislative matter within that time, the Clerk of Council shall assign it to the appropriate committee; that each legislative matter assigned to a committee shall

NO	<p>be placed by the committee chair on the agenda no later than the second regularly scheduled committee meeting after referral unless the legislative sponsor of the ordinance grants an extension of time to the clerk of council in writing; that upon approval of a legislative matter by a committee, the Mayor shall be required to place such legislation on the Council agenda for passage by no later than the second regular meeting following such committee approval; and that motions and non-legislative resolutions may be assigned by the Mayor to the appropriate committee or may be immediately considered by council if (1) the Mayor places the motion or non-legislative resolution on the Council calendar for immediate consideration or (2) upon the vote of two-thirds of the members of Council in favor of immediate consideration of the motion or non-legislative resolution, by amending Article III, Section 2 of the Cincinnati Charter?</p>
----	---

Section 3. That the Clerk of Council shall give notice of the proposed Charter Amendment in the manner provided by Sections 8 and 9 of Article XVIII of the Ohio Constitution and Section 731.211 (B) of the Ohio Revised Code.

Section 4. That the Clerk of Council is directed to certify and transmit to the Board of Elections of Hamilton County, Ohio, a copy of this ordinance and direct the said Board to submit the proposed Charter amendment to the electors of the City of Cincinnati as provided by law.

Section 5. That the Board of Elections of Hamilton County, Ohio, shall certify to the Council the result of the vote upon said amendment, and if said amendment is approved by a majority of the electors voting thereon, amended Article III, Section 2 shall become a part of the

Charter of the City of Cincinnati in place of such existing provisions thereof, which shall be repealed.

Section 6. That this ordinance shall be an emergency measure necessary for the preservation of the public peace, health, safety, and general welfare and shall, subject to the terms of Article II, Section 6 of the Charter, go into effect forthwith. The reason for the emergency is the immediate necessity to authorize the Clerk of Council to certify and transmit this ordinance to the Board of Elections at least sixty days prior to the November 8, 2022 general election.

Passed: _____, 2022

Aftab Pureval, Mayor

Attest: _____
Clerk